

London to Catford Bridge, Elmers End and Hayes

**Mondays to Fridays**

Operator	SE	SE	SE	SE	SE	SE	SE	SE	SE	SE	SE	SE	SE	SE	SE	SE
London Charing Cross (CHX) ☉ 4 d	0548	0617	0638	0648	0708	0717	0738	0745	0806	0815	0837	0847	0908	0918	0938	0948
London Waterloo (East) (WAE) ☉ d	0551	0620	0642	0651	0712	0721	0742	0750	0809	0820	0842	0852	0912	0921	0942	0951
London Cannon Street (CST) ☉ 4 d																
London Bridge (LBG) ☉ 4 d	0557	0627	0648	0657	0718	0727	0748	0756	0815	0827	0849	0857	0918	0927	0948	0957
New Cross (NWX) 4 d																
St Johns (SAJ) d																
Lewisham (LEW) DLR 4 d	0606	0637		0707		0737		0807		0837		0907		0937		1007
Ladywell (LAD) d	0610	0640	0657	0710	0727	0740	0757	0810	0827	0840	0859	0910	0927	0940	0957	1010
Catford Bridge (CFB) d	0613	0643	0700	0713	0730	0743	0800	0813	0830	0843	0902	0913	0930	0943	1000	1013
Lower Sydenham (LSY) d	0616	0646	0703	0716	0733	0746	0803	0816	0833	0846	0905	0916	0933	0946	1003	1016
New Beckenham (NBC) 4 d	0618	0648	0705	0718	0735	0748	0806	0818	0835	0848	0908	0918	0935	0948	1005	1019
Clock House (CLK) d	0621	0651	0708	0721	0738	0751	0808	0821	0838	0851	0910	0921	0938	0951	1008	1021
Elmers End (ELE) ☉ 4 d	0624	0654	0711	0724	0741	0754	0811	0824	0841	0854	0913	0924	0941	0954	1011	1024
Eden Park (EDN) d	0628	0658	0715	0728	0745	0758	0815	0828	0845	0858	0917	0928	0945	0958	1015	1028
West Wickham (WWI) d	0630	0700	0717	0730	0747	0800	0818	0830	0847	0900	0920	0930	0947	1000	1017	1031
Hayes (HYS) a	0634	0704	0721	0734	0751	0804	0821	0834	0851	0904	0924	0934	0951	1004	1021	1034

Operator	SE	SE	SE	SE	SE	SE	SE	SE	SE	SE	SE	SE	SE	SE	SE	SE
London Charing Cross (CHX) ☉ 4 d	1008	1018	1040	1048	1108	1118	1138	1148	1208	1218	1238	1248	1308	1318	1338	1348
London Waterloo (East) (WAE) ☉ d	1012	1021	1043	1051	1112	1121	1142	1151	1212	1221	1242	1251	1312	1321	1342	1351
London Cannon Street (CST) ☉ 4 d																
London Bridge (LBG) ☉ 4 d	1018	1027	1048	1057	1118	1127	1148	1157	1218	1227	1248	1257	1318	1327	1348	1357
New Cross (NWX) 4 d																
St Johns (SAJ) d																
Lewisham (LEW) DLR 4 d		1037		1107		1137		1207		1237		1307		1337		1407
Ladywell (LAD) d	1027	1040	1057	1110	1127	1140	1157	1210	1227	1240	1257	1310	1327	1340	1357	1410
Catford Bridge (CFB) d	1030	1043	1100	1113	1130	1143	1200	1213	1230	1243	1300	1313	1330	1343	1400	1413
Lower Sydenham (LSY) d	1033	1046	1103	1116	1133	1146	1203	1216	1233	1246	1303	1316	1333	1346	1403	1416
New Beckenham (NBC) 4 d	1035	1048	1105	1118	1135	1148	1206	1218	1235	1248	1305	1318	1335	1348	1405	1418
Clock House (CLK) d	1038	1051	1108	1121	1138	1151	1208	1221	1238	1251	1308	1321	1338	1351	1408	1421
Elmers End (ELE) ☉ 4 d	1041	1054	1111	1124	1141	1154	1211	1224	1241	1254	1311	1324	1341	1354	1411	1424
Eden Park (EDN) d	1045	1058	1115	1128	1145	1158	1215	1228	1245	1258	1315	1328	1345	1358	1415	1428
West Wickham (WWI) d	1047	1100	1117	1130	1147	1200	1218	1230	1247	1300	1317	1330	1347	1400	1417	1430
Hayes (HYS) a	1051	1104	1121	1134	1151	1204	1221	1234	1251	1304	1321	1334	1351	1404	1421	1434

Operator	SE	SE	SE	SE	SE	SE	SE	SE	SE	SE	SE	SE	SE	SE	SE	SE
London Charing Cross (CHX) ☉ 4 d	1408	1418	1438	1448	1508	1518	1538	1548	1608	1621	1638	1651	1708	1721	1738	1750
London Waterloo (East) (WAE) ☉ d	1412	1421	1442	1451	1512	1521	1542	1551	1612	1625	1642	1655	1712	1725	1742	1753
London Cannon Street (CST) ☉ 4 d																
London Bridge (LBG) ☉ 4 d	1418	1427	1448	1457	1518	1527	1548	1557	1618	1631	1648	1701	1718	1731	1748	1759
New Cross (NWX) 4 d																
St Johns (SAJ) d																
Lewisham (LEW) DLR 4 d		1438		1507		1537		1607		1641		1711		1741		1808
Ladywell (LAD) d	1427	1441	1457	1510	1527	1540	1557	1610	1627	1644	1657	1714	1727	1744	1757	1812
Catford Bridge (CFB) d	1430	1444	1500	1513	1530	1543	1600	1613	1630	1647	1700	1717	1730	1747	1800	1815
Lower Sydenham (LSY) d	1433	1447	1503	1516	1533	1546	1603	1616	1634	1651	1704	1721	1734	1751	1804	1818
New Beckenham (NBC) 4 d	1435	1449	1505	1518	1535	1549	1605	1618	1636	1653	1706	1723	1736	1753	1806	1821
Clock House (CLK) d	1438	1452	1508	1521	1538	1551	1608	1621	1639	1656	1709	1726	1739	1756	1809	1824
Elmers End (ELE) ☉ 4 d	1441	1455	1511	1524	1541	1554	1611	1624	1642	1659	1712	1729	1742	1759	1812	1827
Eden Park (EDN) d	1445	1459	1515	1528	1545	1558	1615	1628	1646	1704	1716	1733	1746	1803	1816	1831
West Wickham (WWI) d	1447	1501	1517	1530	1547	1601	1617	1630	1649	1706	1719	1736	1749	1806	1819	1834
Hayes (HYS) a	1451	1505	1521	1534	1551	1604	1621	1634	1653	1710	1723	1740	1753	1810	1823	1838










For the complete service between London and Lewisham see table 183










NOTES (see introductory pages for explanation of train operator codes and standard symbols)

- a Arrival time
- d Departure time

London to Catford Bridge, Elmers End and Hayes

**Mondays to Fridays**

Operator	SE	SE	SE	SE	SE	SE	SE	SE	SE	SE	SE	SE	SE	SE	SE	SE
London Charing Cross (CHX)  d	1809	1821	1838	1851	1908	1921	1938	1948	2008	2018	2038	2048	2108	2118	2138	2148
London Waterloo (East) (WAE)  d	1812	1825	1842	1855	1912	1925	1942	1951	2012	2021	2042	2051	2112	2121	2142	2151
London Cannon Street (CST)  d																
London Bridge (LBG)  d	1818	1831	1848	1901	1918	1931	1948	1957	2018	2027	2048	2057	2118	2127	2148	2157
New Cross (NWX)  d																
St Johns (SAJ) d																
Lewisham (LEW)   d		1841		1911		1941		2007		2037		2107		2137		2206
Ladywell (LAD) d	1827	1844	1857	1914	1927	1944	1957	2010	2027	2040	2057	2110	2127	2140	2157	2210
Catford Bridge (CFB) d	1830	1847	1900	1917	1930	1947	2000	2013	2030	2043	2100	2113	2130	2143	2200	2213
Lower Sydenham (LSY) d	1834	1851	1904	1921	1934	1951	2004	2016	2034	2046	2103	2116	2133	2146	2203	2216
New Beckenham (NBC)  d	1836	1853	1906	1923	1936	1953	2006	2018	2036	2048	2105	2118	2135	2148	2205	2218
Clock House (CLK) d	1839	1856	1909	1926	1939	1956	2009	2021	2039	2051	2108	2121	2138	2151	2208	2221
Elmers End (ELE)  d	1842	1859	1912	1929	1942	1959	2012	2024	2042	2054	2111	2124	2141	2154	2211	2224
Eden Park (EDN) d	1846	1903	1916	1933	1946	2003	2016	2028	2046	2058	2115	2128	2145	2158	2215	2228
West Wickham (WWI) d	1849	1906	1919	1936	1949	2006	2019	2030	2049	2100	2117	2130	2147	2200	2217	2230
Hayes (HYS) a	1853	1910	1923	1940	1953	2010	2023	2034	2053	2104	2121	2134	2151	2204	2221	2234

Operator	SE	SE	SE	SE	SE	SE	SE
Days of operation/Notes						THFSO	TWO
London Charing Cross (CHX)  d	2208	2218	2238	2248	2318	0004	
London Waterloo (East) (WAE)  d	2212	2221	2242	2251	2321	0007	
London Cannon Street (CST)  d							0009
London Bridge (LBG)  d	2218	2227	2248	2257	2327	0013	0013
New Cross (NWX)  d							
St Johns (SAJ) d							
Lewisham (LEW)   d		2237		2307	2337	0022	0022
Ladywell (LAD) d	2227	2240	2257	2310	2340	0025	0025
Catford Bridge (CFB) d	2230	2243	2300	2313	2343	0028	0028
Lower Sydenham (LSY) d	2233	2246	2303	2316	2346	0031	0031
New Beckenham (NBC)  d	2235	2248	2305	2318	2348	0034	0034
Clock House (CLK) d	2238	2251	2308	2321	2351	0036	0036
Elmers End (ELE)  d	2241	2254	2311	2324	2354	0039	0039
Eden Park (EDN) d	2245	2258	2315	2328	2358	0043	0043
West Wickham (WWI) d	2247	2300	2317	2330	2359	0046	0046
Hayes (HYS) a	2251	2304	2321	2334	0004	0049	0049

NOTES (see introductory pages for explanation of train operator codes and standard symbols)










- a Arrival time
- d Departure time










THFSO Thursdays to Saturdays only  
 TWO Tuesdays and Wednesdays only



London to Catford Bridge, Elmers End and Hayes

Sundays

Operator	SE	SE	SE	SE	SE	SE	SE	SE	SE	SE	SE	SE	SE	SE	SE	SE	SE	SE
London Charing Cross (CHX)  d	0748	0818	0848	0918	0948	1018	1048	1118	1148	1218	1248	1318	1348	1418	1448	1518	1548	1618
London Waterloo (East) (WAE)  d	0751	0821	0851	0921	0951	1021	1051	1121	1151	1221	1251	1321	1351	1421	1451	1521	1551	1621
London Cannon Street (CST)  d																		
London Bridge (LBG)  d	0757	0827	0857	0927	0957	1027	1057	1127	1157	1227	1257	1327	1357	1427	1457	1527	1557	1627
New Cross (NWX)  d																		
St Johns (SAJ) d																		
Lewisham (LEW)   d	0807	0837	0907	0937	1007	1037	1107	1137	1207	1237	1307	1337	1407	1437	1507	1537	1607	1637
Ladywell (LAD) d	0810	0840	0910	0940	1010	1040	1110	1140	1210	1240	1310	1340	1410	1440	1510	1540	1610	1640
Catford Bridge (CFB) d	0813	0843	0913	0943	1013	1043	1113	1143	1213	1243	1313	1343	1413	1443	1513	1543	1613	1643
Lower Sydenham (LSY) d	0816	0846	0916	0946	1016	1046	1116	1146	1216	1246	1316	1346	1416	1446	1516	1546	1616	1646
New Beckenham (NBC)  d	0818	0848	0918	0948	1018	1048	1118	1148	1218	1248	1318	1348	1418	1448	1518	1548	1618	1648
Clock House (CLK) d	0821	0851	0921	0951	1021	1051	1121	1151	1221	1251	1321	1351	1421	1451	1521	1551	1621	1651
Elmers End (ELE)  d	0824	0854	0924	0954	1024	1054	1124	1154	1224	1254	1324	1354	1424	1454	1524	1554	1624	1654
Eden Park (EDN) d	0828	0858	0928	0958	1028	1058	1128	1158	1228	1258	1328	1358	1428	1458	1528	1558	1628	1658
West Wickham (WWI) d	0830	0900	0930	1000	1030	1100	1130	1200	1230	1300	1330	1400	1430	1500	1530	1600	1630	1700
Hayes (HYS) a	0834	0904	0934	1004	1034	1104	1134	1204	1234	1304	1334	1404	1434	1504	1534	1604	1634	1704

Operator	SE	SE	SE	SE	SE	SE	SE	SE	SE	SE	SE	SE	SE	SE	SE
London Charing Cross (CHX)  d	1648	1718	1748	1818	1848	1918	1948	2018	2048	2118	2148	2218	2248	2318	2336
London Waterloo (East) (WAE)  d	1651	1721	1751	1821	1851	1921	1951	2021	2051	2121	2151	2221	2251	2321	2339
London Cannon Street (CST)  d															
London Bridge (LBG)  d	1657	1727	1757	1827	1857	1927	1957	2027	2057	2127	2157	2227	2257	2327	2345
New Cross (NWX)  d															
St Johns (SAJ) d															
Lewisham (LEW)   d	1707	1737	1807	1837	1907	1937	2007	2037	2107	2137	2207	2237	2307	2337	2354
Ladywell (LAD) d	1710	1740	1810	1840	1910	1940	2010	2040	2110	2140	2210	2240	2310	2340	2357
Catford Bridge (CFB) d	1713	1743	1813	1843	1913	1943	2013	2043	2113	2143	2213	2243	2313	2343	2359
Lower Sydenham (LSY) d	1716	1746	1816	1846	1916	1946	2016	2046	2116	2146	2216	2246	2316	2346	0003
New Beckenham (NBC)  d	1718	1748	1818	1848	1918	1948	2018	2048	2118	2148	2218	2248	2318	2348	0005
Clock House (CLK) d	1721	1751	1821	1851	1921	1951	2021	2051	2121	2151	2221	2251	2321	2351	0008
Elmers End (ELE)  d	1724	1754	1824	1854	1924	1954	2024	2054	2124	2154	2224	2254	2324	2354	0011
Eden Park (EDN) d	1728	1758	1828	1858	1928	1958	2028	2058	2128	2158	2228	2258	2328	2358	0015
West Wickham (WWI) d	1730	1800	1830	1900	1930	2000	2030	2100	2130	2200	2230	2300	2330	2359	0017
Hayes (HYS) a	1734	1804	1834	1904	1934	2004	2034	2104	2134	2204	2234	2304	2334	0004	0021

NOTES (see introductory pages for explanation of train operator codes and standard symbols)

- a Arrival time
- d Departure time

## Hayes, Elmers End and Catford Bridge to London

## Mondays to Fridays

Operator	SE	SE	SE	SE	SE	SE	SE	SE	SE	SE	SE	SE	SE	SE	SE	SE	SE	
Hayes (HYS)	d 0513	0527	0543	0558	0613	0628	0642	0657	0712	0728	0742	0752	0759	0812	0828	0843	0858	0913
West Wickham (WWI)	d 0516	0530	0546	0601	0616	0631	0645	0700	0715	0731	0745	0755	0802	0815	0831	0846	0901	0916
Eden Park (EDN)	d 0519	0533	0549	0604	0619	0634	0648	0703	0718	0734	0748	0758	0805	0818	0834	0849	0904	0919
Elmers End (ELE)	d 0523	0537	0553	0608	0623	0638	0652	0707	0722	0738	0752	0802	0809	0822	0838	0853	0908	0923
Clock House (CLK)	d 0525	0539	0555	0610	0625	0640	0654	0709	0724	0740	0754	0804	0811	0824	0840	0855	0910	0925
New Beckenham (NBC)	d 0528	0542	0558	0613	0628	0643	0657	0712	0727	0743	0757	0807	0814	0827	0843	0858	0913	0928
Lower Sydenham (LSY)	d 0530	0544	0600	0615	0630	0645	0700	0715	0730	0745	0800	0810	0816	0830	0845	0900	0915	0930
Catford Bridge (CFB)	d 0533	0547	0603	0618	0633	0648	0703	0718	0733	0748	0803	0813	0820	0833	0848	0903	0918	0933
Ladywell (LAD)	d 0536	0550	0606	0621	0636	0651	0706	0721	0736	0751	0806	0816	0822	0836	0851	0906	0921	0936
Lewisham (LEW)	d 0539	0609			0639		0709		0739		0809		0819		0839		0909	
St Johns (SAJ)	a																	
New Cross (NWX)	a																	
London Bridge (LBG)	d 0548	0559	0618	0630	0648	0700	0718	0730	0748	0800	0818	0828	0831	0848	0900	0918	0931	0948
London Cannon Street (CST)	d 0548	0559	0618	0630	0648	0700	0718	0730	0748	0800	0818	0828	0831	0848	0900	0918	0931	0948
London Waterloo (East) (WAE)	d 0554	0605	0624	0636	0654	0706	0724	0736	0754	0806	0824	0834	0837	0854	0906	0924	0937	0954
London Charing Cross (CHX)	d 0558	0609	0628	0640	0658	0710	0728	0740	0758	0810	0828	0840	0841	0900	0910	0928	0941	0958

Operator	SE	SE	SE	SE	SE	SE	SE	SE	SE	SE	SE	SE	SE	SE	SE	SE	SE	
Hayes (HYS)	d 0928	0943	0958	1013	1028	1043	1058	1113	1128	1143	1158	1213	1228	1243	1258	1313	1328	1343
West Wickham (WWI)	d 0931	0946	1001	1016	1031	1046	1101	1116	1131	1146	1201	1216	1231	1246	1301	1316	1331	1346
Eden Park (EDN)	d 0934	0949	1004	1019	1034	1049	1104	1119	1134	1149	1204	1219	1234	1249	1304	1319	1334	1349
Elmers End (ELE)	d 0938	0953	1008	1023	1038	1053	1108	1123	1138	1153	1208	1223	1238	1253	1308	1323	1338	1353
Clock House (CLK)	d 0940	0955	1010	1025	1040	1055	1110	1125	1140	1155	1210	1225	1240	1255	1310	1325	1340	1355
New Beckenham (NBC)	d 0943	0958	1013	1028	1043	1058	1113	1128	1143	1158	1213	1228	1243	1258	1313	1328	1343	1358
Lower Sydenham (LSY)	d 0945	1000	1015	1030	1045	1100	1115	1130	1145	1200	1215	1230	1245	1300	1315	1330	1345	1400
Catford Bridge (CFB)	d 0948	1003	1018	1033	1048	1103	1118	1133	1148	1203	1218	1233	1248	1303	1318	1333	1348	1403
Ladywell (LAD)	d 0951	1006	1021	1036	1051	1106	1121	1136	1151	1206	1221	1236	1251	1306	1321	1336	1351	1406
Lewisham (LEW)	d 1009			1039		1109		1139		1209		1239		1309		1339		1409
St Johns (SAJ)	a																	
New Cross (NWX)	a																	
London Bridge (LBG)	d 1001	1018	1030	1048	1100	1118	1130	1148	1200	1218	1230	1248	1300	1318	1330	1348	1400	1418
London Cannon Street (CST)	d 1001	1018	1030	1048	1100	1118	1130	1148	1200	1218	1230	1248	1300	1318	1330	1348	1400	1418
London Waterloo (East) (WAE)	d 1007	1024	1036	1054	1106	1124	1136	1154	1206	1224	1236	1254	1306	1324	1336	1354	1406	1424
London Charing Cross (CHX)	d 1011	1028	1040	1058	1110	1128	1140	1158	1210	1228	1240	1258	1310	1328	1340	1358	1410	1428

Operator	SE	SE	SE	SE	SE	SE	SE	SE	SE	SE	SE	SE	SE	SE	SE	SE	SE	
Hayes (HYS)	d 1358	1413	1428	1443	1458	1513	1528	1543	1558	1613	1628	1643	1658	1713	1728	1743	1758	1813
West Wickham (WWI)	d 1401	1416	1431	1446	1501	1516	1531	1546	1601	1616	1631	1646	1701	1716	1731	1746	1801	1816
Eden Park (EDN)	d 1404	1419	1434	1449	1504	1519	1534	1549	1604	1619	1634	1649	1704	1719	1734	1749	1804	1819
Elmers End (ELE)	d 1408	1423	1438	1453	1508	1523	1538	1553	1608	1623	1638	1653	1708	1723	1738	1753	1808	1823
Clock House (CLK)	d 1410	1425	1440	1455	1510	1525	1540	1555	1610	1625	1640	1655	1710	1725	1740	1755	1810	1825
New Beckenham (NBC)	d 1413	1428	1443	1458	1513	1528	1543	1558	1613	1628	1643	1658	1713	1728	1743	1758	1813	1828
Lower Sydenham (LSY)	d 1415	1430	1445	1500	1515	1530	1545	1600	1615	1630	1645	1700	1715	1730	1745	1800	1815	1830
Catford Bridge (CFB)	d 1418	1433	1448	1503	1518	1533	1548	1603	1618	1633	1648	1703	1718	1733	1748	1803	1818	1833
Ladywell (LAD)	d 1421	1436	1451	1506	1521	1536	1551	1606	1621	1636	1651	1706	1721	1736	1751	1806	1821	1836
Lewisham (LEW)	d 1439			1509		1540		1609		1639		1709		1739		1809		1839
St Johns (SAJ)	a																	
New Cross (NWX)	a																	
London Bridge (LBG)	d 1430	1448	1500	1518	1530	1548	1600	1618	1630	1648	1700	1718	1731	1749	1800	1818	1830	1848
London Cannon Street (CST)	d 1430	1448	1500	1518	1530	1548	1600	1618	1630	1648	1700	1718	1731	1749	1800	1818	1830	1848
London Waterloo (East) (WAE)	d 1436	1454	1506	1524	1536	1554	1606	1624	1636	1654	1706	1724	1736	1754	1805	1824	1836	1854
London Charing Cross (CHX)	d 1440	1458	1510	1528	1540	1558	1610	1628	1640	1658	1710	1728	1740	1758	1809	1828	1840	1858

**NOTES** (see introductory pages for explanation of train operator codes and standard symbols)

- a Arrival time  
d Departure time

## Hayes, Elmers End and Catford Bridge to London

**Mondays to Fridays**

Operator	SE	SE	SE	SE	SE	SE	SE	SE	SE	SE	SE	SE	SE	SE	SE	SE	SE	SE	
Hayes (HYS)	d	1828	1843	1858	1913	1928	1943	1958	2013	2028	2043	2058	2113	2128	2143	2158	2213	2228	2243
West Wickham (WWI)	d	1831	1846	1901	1916	1931	1946	2001	2016	2031	2046	2101	2116	2131	2146	2201	2216	2231	2246
Eden Park (EDN)	d	1834	1849	1904	1919	1934	1949	2004	2019	2034	2049	2104	2119	2134	2149	2204	2219	2234	2249
Elmers End (ELE)	4 d	1838	1853	1908	1923	1938	1953	2008	2023	2038	2053	2108	2123	2138	2153	2208	2223	2238	2253
Clock House (CLK)	d	1840	1855	1910	1925	1940	1955	2010	2025	2040	2055	2110	2125	2140	2155	2210	2225	2240	2255
New Beckenham (NBC)	4 d	1843	1858	1913	1928	1943	1958	2013	2028	2043	2058	2113	2128	2143	2158	2213	2228	2243	2258
Lower Sydenham (LSY)	d	1845	1900	1915	1930	1945	2000	2015	2030	2045	2100	2115	2130	2145	2200	2215	2230	2245	2300
Catford Bridge (CFB)	d	1848	1903	1918	1933	1948	2003	2018	2033	2048	2103	2118	2133	2148	2203	2218	2233	2248	2303
Ladywell (LAD)	d	1851	1906	1921	1936	1951	2006	2021	2036	2051	2106	2121	2136	2151	2206	2221	2236	2251	2306
Lewisham (LEW)	4 a		1909		1939		2009		2039		2109		2139		2209		2239		2310
St Johns (SAJ)	a																		
New Cross (NWX)	4 a																		2317
London Bridge (LBG)	4 a	1900	1918	1930	1948	2000	2018	2030	2048	2100	2118	2130	2148	2200	2218	2230	2248	2301	
London Cannon Street (CST)	4 a																		
London Waterloo (East) (WAE)	a	1906	1924	1936	1954	2006	2024	2036	2054	2106	2124	2136	2154	2206	2224	2236	2254	2307	
London Charing Cross (CHX)	4 a	1910	1928	1940	1958	2010	2028	2040	2058	2110	2128	2140	2158	2210	2228	2240	2258	2311	

Operator	SE	SE	SE	SE	SE	
Days of operation/Notes	MTX	MTO	MTO	MTX	SE	
Hayes (HYS)	d	2258	2258	2313	2313	2336
West Wickham (WWI)	d	2301	2301	2316	2316	2339
Eden Park (EDN)	d	2304	2304	2319	2319	2342
Elmers End (ELE)	4 d	2308	2308	2323	2323	2346
Clock House (CLK)	d	2310	2310	2325	2325	2348
New Beckenham (NBC)	4 d	2313	2313	2328	2328	2351
Lower Sydenham (LSY)	d	2315	2315	2330	2330	2353
Catford Bridge (CFB)	d	2318	2318	2333	2333	2356
Ladywell (LAD)	d	2321	2321	2336	2336	2359
Lewisham (LEW)	4 a		2327	2339	2339	0002
St Johns (SAJ)	a					
New Cross (NWX)	4 a					
London Bridge (LBG)	4 a	2331	2336	2348	2348	
London Cannon Street (CST)	4 a		2342	2356		
London Waterloo (East) (WAE)	a	2337			2354	
London Charing Cross (CHX)	4 a	2341			2358	

**NOTES** (see introductory pages for explanation of train operator codes and standard symbols)

a Arrival time  
d Departure time

MTO Mondays and Tuesdays only  
MTX Not Mondays and Tuesdays



Hayes, Elmers End and Catford Bridge to London

Sundays

Operator	SE	SE	SE	SE	SE	SE	SE	SE	SE	SE	SE	SE	SE	SE	SE	SE	SE	SE	
Hayes (HYS)	d	0743	0813	0843	0913	0943	1013	1043	1113	1143	1213	1243	1313	1343	1413	1443	1513	1543	1613
West Wickham (WWI)	d	0746	0816	0846	0916	0946	1016	1046	1116	1146	1216	1246	1316	1346	1416	1446	1516	1546	1616
Eden Park (EDN)	d	0749	0819	0849	0919	0949	1019	1049	1119	1149	1219	1249	1319	1349	1419	1449	1519	1549	1619
Elmers End (ELE)	d	0753	0823	0853	0923	0953	1023	1053	1123	1153	1223	1253	1323	1353	1423	1453	1523	1553	1623
Clock House (CLK)	d	0755	0825	0855	0925	0955	1025	1055	1125	1155	1225	1255	1325	1355	1425	1455	1525	1555	1625
New Beckenham (NBC)	d	0758	0828	0858	0928	0958	1028	1058	1128	1158	1228	1258	1328	1358	1428	1458	1528	1558	1628
Lower Sydenham (LSY)	d	0800	0830	0900	0930	1000	1030	1100	1130	1200	1230	1300	1330	1400	1430	1500	1530	1600	1630
Catford Bridge (CFB)	d	0803	0833	0903	0933	1003	1033	1103	1133	1203	1233	1303	1333	1403	1433	1503	1533	1603	1633
Ladywell (LAD)	d	0806	0836	0906	0936	1006	1036	1106	1136	1206	1236	1306	1336	1406	1436	1506	1536	1606	1636
Lewisham (LEW)	a	0809	0839	0909	0939	1009	1039	1109	1139	1209	1239	1309	1339	1409	1439	1509	1539	1609	1639
St Johns (SAJ)	a																		
New Cross (NWX)	a																		
London Bridge (LBG)	a	0818	0848	0918	0948	1018	1048	1118	1148	1218	1248	1318	1348	1418	1448	1518	1548	1618	1648
London Cannon Street (CST)	a																		
London Waterloo (East) (WAE)	a	0824	0854	0924	0954	1024	1054	1124	1154	1224	1254	1324	1354	1424	1454	1524	1554	1624	1654
London Charing Cross (CHX)	a	0828	0858	0928	0958	1028	1058	1128	1158	1228	1258	1328	1358	1428	1458	1528	1558	1628	1658

Operator	SE	SE	SE	SE	SE	SE	SE	SE	SE	SE	SE	SE	SE	SE	SE	SE	SE	SE	
Hayes (HYS)	d	1643	1713	1743	1813	1843	1913	1943	2013	2043	2113	2143	2213	2243	2313	2343			
West Wickham (WWI)	d	1646	1716	1746	1816	1846	1916	1946	2016	2046	2116	2146	2216	2246	2316	2346			
Eden Park (EDN)	d	1649	1719	1749	1819	1849	1919	1949	2019	2049	2119	2149	2219	2249	2319	2349			
Elmers End (ELE)	d	1653	1723	1753	1823	1853	1923	1953	2023	2053	2123	2153	2223	2253	2323	2353			
Clock House (CLK)	d	1655	1725	1755	1825	1855	1925	1955	2025	2055	2125	2155	2225	2255	2325	2355			
New Beckenham (NBC)	d	1658	1728	1758	1828	1858	1928	1958	2028	2058	2128	2158	2228	2258	2328	2358			
Lower Sydenham (LSY)	d	1700	1730	1800	1830	1900	1930	2000	2030	2100	2130	2200	2230	2300	2330	2359			
Catford Bridge (CFB)	d	1703	1733	1803	1833	1903	1933	2003	2033	2103	2133	2203	2233	2303	2333	0003			
Ladywell (LAD)	d	1706	1736	1806	1836	1906	1936	2006	2036	2106	2136	2206	2236	2306	2336	0006			
Lewisham (LEW)	a	1709	1739	1809	1839	1909	1939	2009	2039	2109	2139	2209	2239	2309	2339	0009			
St Johns (SAJ)	a																		
New Cross (NWX)	a																		
London Bridge (LBG)	a	1718	1748	1818	1848	1918	1948	2018	2048	2118	2148	2218	2248	2318	2348				
London Cannon Street (CST)	a																		
London Waterloo (East) (WAE)	a	1724	1754	1824	1854	1924	1954	2024	2054	2124	2154	2224	2254	2324	2354				
London Charing Cross (CHX)	a	1728	1758	1828	1858	1928	1958	2028	2058	2128	2158	2228	2258	2328	2358				

NOTES (see introductory pages for explanation of train operator codes and standard symbols)

- a Arrival time
- d Departure time