

London to Wimbledon and Sutton via Streatham and Tulse Hill

Mondays to Fridays

Operator Days of operation/Notes	SN A	TL B	TL C	SN D	TL B	SN E	SN F	TL G	SN H	SN E	TL B	SN J	TL B	SN A	SN D	SN E	TL C
London Victoria (VIC) 10 d	0541			0611					0641					0655	0711		
Clapham Junction (CLJ) 10 d	0548			0618					0648					0703	0718		
Balham (BAL) 4 d	0553			0623					0653						0723		
St Pancras International (STP) 15 d		0512	0527		0542			0557				0612		0627			0642
Farringdon (ZFD) 3 d		0517	0532		0547			0602				0617		0632			0647
City Thameslink (CTK) 3 d		0519	0534		0549			0604				0619		0634			0649
London Blackfriars (BFR) 3 d		0521	0536		0551			0606				0621		0636			0651
Elephant & Castle (EPH) d		0525	0540		0555			0610				0625		0640			0655
Loughborough Jn (LGJ) d		0530	0545		0600			0615				0630		0645			0700
Herne Hill (HNH) 4 d		0535	0550		0605			0620				0635		0650			0705
London Bridge (LBG) 4 d						0556	0601			0614		0631				0644	
South Bermondsey (SBM) d						0600	0606			0618		0636				0648	
Queens Rd Peckham (QRP) d						0603	0609			0622		0639				0652	
Peckham Rye (PMR) 4 d						0606	0612			0625		0642				0655	
East Dulwich (EDW) d						0609	0615			0628		0645				0658	
North Dulwich (NDL) d						0612	0617			0631		0647				0700	
Tulse Hill (TUH) 4 a		0539	0554		0609	0617	0621	0624		0634	0639	0651	0654			0704	0709
Tulse Hill (TUH) 4 d		0540	0556		0610		0621	0626			0640	0651	0656				0710
Streatham (STE) 4 d		0544	0600		0614		0625a	0630			0644	0655a	0700				0714
Tooting (TOO) d		0549			0619						0649						0719
Haydons Road (HYR) d		0552			0622						0652						0722
Wimbledon (WIM) 6 a		0554			0624						0654						0724
Wimbledon (WIM) 6 d		0555			0625						0655						0725
Wimbledon Chase (WBO) d		0558			0628						0658						0728
South Merton (SMO) d		0600			0630						0700						0730
Morden South (MDS) d		0603			0633						0703						0733
St Helier (SIH) d		0605			0635						0705						0735
Sutton Common (SUC) d		0607			0637						0707						0737
West Sutton (WSU) d		0610			0640						0710						0740
Mitcham Eastfields (MTC) d	0600		0604	0630				0634	0700				0704		0730		
Mitcham Junction (MIJ) d	0603		0607	0633				0637	0703				0707		0733		
Hackbridge (HCB) d	0606		0610	0636				0640	0706				0710		0736		
Carshalton (CSH) d	0609		0613	0639				0643	0709				0713	0719	0739		
Sutton (Surrey) (SUO) 4 a	0613	0614	0617	0643	0644			0647	0713		0714	0717	0723	0743			0744

NOTES (see introductory pages for explanation of train operator codes and standard symbols)

- a Arrival time
- d Departure time
- A To Epsom
- B From Luton
- C From West Hampstead Thameslink
- D To Dorking
- E To Beckenham Junction
- F To East Croydon
- G From Kentish Town
- H To Horsham
- J To Selhurst

London to Wimbledon and Sutton via Streatham and Tulse Hill

Mondays to Fridays




















Operator Days of operation/Notes	SN	TL	SN	SN	TL	SN	TL	SN	SN	TL	SN	TL	SN	SN	TL	SN	TL
	J	K	H	E	K	J	K	D	E	K	F	K	H	E	K	F	K
London Victoria (VIC) 10 d			0741					0811					0841				
Clapham Junction (CLJ) 10 d			0748					0818					0848				
Balham (BAL) 4 d			0754					0823					0853				
St Pancras International (STP) 15 d		0657			0712		0727			0742		0757			0812		0827
Farringdon (ZFD) 3 d		0702			0717		0732			0747		0802			0817		0832
City Thameslink (CTK) 3 d		0704			0719		0734			0749		0804			0819		0834
London Blackfriars (BFR) 3 d		0706			0721		0736			0751		0806			0821		0836
Elephant & Castle (EPH) d		0710			0725		0740			0755		0810			0825		0840
Loughborough Jn (LGJ) d		0715			0730		0745			0800		0815			0830		0845
Herne Hill (HNH) 4 d		0720			0735		0750			0805		0820			0835		0850
London Bridge (LBG) 4 d	0701			0714		0731			0744		0801			0814		0831	
South Bermondsey (SBM) d	0706			0720		0736			0748		0806			0819		0836	
Queens Rd Peckham (QRP) d	0709			0723		0739			0752		0809			0822		0839	
Peckham Rye (PMR) 4 d	0712			0726		0742			0755		0812			0825		0842	
East Dulwich (EDW) d	0715			0729		0745			0758		0815			0828		0845	
North Dulwich (NDL) d	0717			0731		0747			0801		0817			0831		0847	
Tulse Hill (TUH) 4 a	0721	0724		0734	0739	0751	0754		0804	0809	0821	0824		0835	0839	0851	0854
Tulse Hill (TUH) 4 d	0721	0726			0740	0751	0756			0810	0821	0826			0840	0851	0856
Streatham (STE) 4 d	0725a	0730			0744	0755a	0800			0814	0825a	0830			0844	0855a	0900
Tooting (TOO) d					0749					0819					0849		
Haydons Road (HYR) d					0752					0822					0852		
Wimbledon (WIM) 6 a					0754					0824					0854		
Wimbledon (WIM) 6 d					0755					0825					0855		
Wimbledon Chase (WBO) d					0758					0828					0858		
South Merton (SMO) d					0800					0830					0900		
Morden South (MDS) d					0803					0833					0903		
St Helier (SIH) d					0805					0835					0905		
Sutton Common (SUC) d					0807					0837					0907		
West Sutton (WSU) d					0810					0840					0910		
Mitcham Eastfields (MTC) d		0734	0800				0804	0830				0834	0900				0904
Mitcham Junction (MIJ) d		0737	0803				0807	0833				0837	0903				0907
Hackbridge (HCB) d		0740	0806				0810	0836				0840	0906				0910
Carshalton (CSH) d		0743	0809				0813	0839				0843	0909				0913
Sutton (Surrey) (SUO) 4 a		0747	0813		0814		0817	0843		0844		0847	0913		0914		0917

NOTES (see introductory pages for explanation of train operator codes and standard symbols)

- a Arrival time
d Departure time
- D To Dorking
E To Beckenham Junction
F To East Croydon
H To Horsham
J To Selhurst
K From St Albans City

London to Wimbledon and Sutton via Streatham and Tulse Hill

Mondays to Fridays

Operator Days of operation/Notes	SN	SN	TL	SN	TL	SN	SN	TL	SN	TL	SN	SN	TL	SN	TL	SN	SN
	D	E	K	F	K	H	E	K	F	K	D	E	K	F	K	H	E
London Victoria (VIC)  d	0911					0941					1011					1041	
Clapham Junction (CLJ)  d	0919					0948					1018					1048	
Balham (BAL)  d	0924					0953					1023					1053	
St Pancras International (STP)   d			0842		0857			0912		0927			0942		0957		
Farringdon (ZFD)  d			0847		0902			0917		0932			0947		1002		
City Thameslink (CTK)  d			0849		0904			0919		0934			0949		1004		
London Blackfriars (BFR)  d			0851		0906			0921		0936			0951		1006		
Elephant & Castle (EPH)  d			0855		0910			0925		0940			0955		1010		
Loughborough Jn (LGJ) d			0900		0915			0931		0945			1000		1015		
Herne Hill (HNH)  d			0905		0920			0935		0950			1005		1020		
London Bridge (LBG)  d		0844		0901			0914		0931			0944		1001			1014
South Bermondsey (SBM) d		0849		0906			0918		0936			0948		1006			1019
Queens Rd Peckham (QRP) d		0853		0909			0922		0939			0952		1009			1022
Peckham Rye (PMR)  d		0856		0912			0925		0942			0955		1012			1025
East Dulwich (EDW) d		0859		0915			0928		0945			0958		1015			1028
North Dulwich (NDL) d		0901		0917			0931		0947			1001		1017			1031
Tulse Hill (TUH)  a		0904	0909	0921	0924		0934	0939	0951	0954		1004	1009	1021	1024		1034
Tulse Hill (TUH)  d			0910	0921	0926			0940	0951	0956			1010	1021	1026		
Streatham (STE)  d			0914	0925a	0930			0944	0955a	1000			1014	1025a	1030		
Tooting (TOO) d			0919					0949					1019				
Haydons Road (HYR) d			0922					0952					1022				
Wimbledon (WIM)  a			0924					0954					1024				
Wimbledon (WIM)  d			0925					0955					1025				
Wimbledon Chase (WBO) d			0928					0958					1028				
South Merton (SMO) d			0930					1000					1030				
Morden South (MDS) d			0933					1003					1033				
St Helier (SIH) d			0935					1005					1035				
Sutton Common (SUC) d			0937					1007					1037				
West Sutton (WSU) d			0940					1010					1040				
Mitcham Eastfields (MTC) d	0930				0934	1000				1004	1030				1034	1100	
Mitcham Junction (MIJ)  d	0933				0937	1003				1007	1033				1037	1103	
Hackbridge (HCB) d	0936				0940	1006				1010	1036				1040	1106	
Carshalton (CSH) d	0939				0943	1009				1013	1039				1043	1109	
Sutton (Surrey) (SUO)  a	0943		0944		0947	1013		1014		1017	1043		1044		1047	1113	

NOTES (see introductory pages for explanation of train operator codes and standard symbols)

- a Arrival time
d Departure time
- D To Dorking
E To Beckenham Junction
F To East Croydon
H To Horsham
K From St Albans City

London to Wimbledon and Sutton via Streatham and Tulse Hill

Mondays to Fridays

Operator Days of operation/Notes	TL K	SN F	TL K	SN D	SN E	TL K	SN F	TL K	SN H	SN E	TL K	SN F	TL K	SN D	SN E	TL K	SN F
London Victoria (VIC) 10 d				1111					1141					1211			
Clapham Junction (CLJ) 10 d				1118					1148					1218			
Balham (BAL) 4 d				1123					1153					1223			
St Pancras International (STP) 15 d	1012		1027			1042		1057			1112		1127			1142	
Farringdon (ZFD) 3 d	1017		1032			1047		1102			1117		1132			1147	
City Thameslink (CTK) 3 d	1019		1034			1049		1104			1119		1134			1149	
London Blackfriars (BFR) 3 d	1021		1036			1051		1106			1121		1136			1151	
Elephant & Castle (EPH) d	1025		1040			1055		1110			1125		1140			1155	
Loughborough Jn (LGJ) d	1030		1045			1100		1115			1130		1145			1200	
Herne Hill (HNH) 4 d	1035		1050			1105		1120			1135		1150			1205	
London Bridge (LBG) 4 d		1031			1044		1101			1114		1131			1144		1201
South Bermondsey (SBM) d		1036			1048		1106			1118		1136			1148		1206
Queens Rd Peckham (QRP) d		1039			1052		1109			1122		1139			1152		1209
Peckham Rye (PMR) 4 d		1042			1055		1112			1125		1142			1155		1212
East Dulwich (EDW) d		1045			1058		1115			1128		1145			1158		1215
North Dulwich (NDL) d		1047			1101		1117			1131		1147			1201		1217
Tulse Hill (TUH) 4 a	1039	1051	1054		1104	1109	1121	1124		1135	1139	1151	1154		1204	1209	1221
Tulse Hill (TUH) 4 d	1040	1051	1056			1110	1121	1126			1140	1151	1156			1210	1221
Streatham (STE) 4 d	1044	1055a	1100			1114	1125a	1130			1144	1155a	1200			1214	1225a
Tooting (TOO) d		1049				1119					1149					1219	
Haydons Road (HYR) d		1052				1122					1152					1222	
Wimbledon (WIM) 6 a		1054				1124					1154					1224	
Wimbledon (WIM) 6 d		1055				1125					1155					1225	
Wimbledon Chase (WBO) d		1058				1128					1158					1228	
South Merton (SMO) d		1100				1130					1200					1230	
Morden South (MDS) d		1103				1133					1203					1233	
St Helier (SIH) d		1105				1135					1205					1235	
Sutton Common (SUC) d		1107				1137					1207					1237	
West Sutton (WSU) d		1110				1140					1210					1240	
Mitcham Eastfields (MTC) d			1104	1130				1134	1200				1204	1230			
Mitcham Junction (MIJ) d			1107	1133				1137	1203				1207	1233			
Hackbridge (HCB) d			1110	1136				1140	1206				1210	1236			
Carshalton (CSH) d			1113	1139				1143	1209				1213	1239			
Sutton (Surrey) (SUO) 4 a	1114		1117	1143		1144		1147	1213		1214		1217	1243		1244	

NOTES (see introductory pages for explanation of train operator codes and standard symbols)

- a Arrival time
- d Departure time
- D To Dorking
- E To Beckenham Junction
- F To East Croydon
- H To Horsham
- K From St Albans City

London to Wimbledon and Sutton via Streatham and Tulse Hill

Mondays to Fridays

Operator Days of operation/Notes	TL	SN	SN	TL	SN	TL	SN	SN	TL	SN	TL	SN	SN	TL	SN	TL	SN
	K	H	E	K	F	K	D	E	K	F	K	H	E	K	F	K	D
London Victoria (VIC) d		1241					1311					1341					1411
Clapham Junction (CLJ) d		1248					1318					1348					1418
Balham (BAL) d		1253					1323					1353					1423
St Pancras International (STP) d	1157			1212		1227			1242		1257			1312		1327	
Farringdon (ZFD) d	1202			1217		1232			1247		1302			1317		1332	
City Thameslink (CTK) d	1204			1219		1234			1249		1304			1319		1334	
London Blackfriars (BFR) d	1206			1221		1236			1251		1306			1321		1336	
Elephant & Castle (EPH) d	1210			1225		1240			1255		1310			1325		1340	
Loughborough Jn (LGJ) d	1215			1230		1245			1300		1315			1330		1345	
Herne Hill (HNH) d	1220			1235		1250			1305		1320			1335		1350	
London Bridge (LBG) d			1214		1231			1244		1301			1314		1331		
South Bermondsey (SBM) d			1218		1236			1248		1306			1318		1336		
Queens Rd Peckham (QRP) d			1222		1239			1252		1309			1322		1339		
Peckham Rye (PMR) d			1225		1242			1255		1312			1325		1342		
East Dulwich (EDW) d			1228		1245			1258		1315			1328		1345		
North Dulwich (NDL) d			1231		1247			1301		1317			1331		1347		
Tulse Hill (TUH) a	1224		1234	1239	1251	1254		1304	1309	1321	1324		1334	1339	1351	1354	
Tulse Hill (TUH) d	1226			1240	1251	1256			1310	1321	1326			1340	1351	1356	
Streatham (STE) d	1230			1244	1255a	1300			1314	1325a	1330			1344	1355a	1400	
Tooting (TOO) d				1249					1319					1349			
Haydons Road (HYR) d				1252					1322					1352			
Wimbledon (WIM) a				1254					1324					1354			
Wimbledon (WIM) d				1255					1325					1355			
Wimbledon Chase (WBO) d				1258					1328					1358			
South Merton (SMO) d				1300					1330					1400			
Morden South (MDS) d				1303					1333					1403			
St Helier (SIH) d				1305					1335					1405			
Sutton Common (SUC) d				1307					1337					1407			
West Sutton (WSU) d				1310					1340					1410			
Mitcham Eastfields (MTC) d	1234	1300				1304	1330				1334	1400				1404	1430
Mitcham Junction (MIJ) d	1237	1303				1307	1333				1337	1403				1407	1433
Hackbridge (HCB) d	1240	1306				1310	1336				1340	1406				1410	1436
Carshalton (CSH) d	1243	1309				1313	1339				1343	1409				1413	1439
Sutton (Surrey) (SUO) a	1247	1313		1314		1317	1343		1344		1347	1413		1414		1417	1443

NOTES (see introductory pages for explanation of train operator codes and standard symbols)

- a Arrival time
d Departure time
- D To Dorking
E To Beckenham Junction
F To East Croydon
H To Horsham
K From St Albans City

London to Wimbledon and Sutton via Streatham and Tulse Hill

Mondays to Fridays

Operator Days of operation/Notes	SN	TL	SN	TL	SN	SN	TL	SN	TL	SN	SN	TL	SN	TL	SN	SN	TL
	E	K	F	K	H	E	K	F	K	D	E	K	F	K	H	E	K
London Victoria (VIC) 10 d					1441					1511					1541		
Clapham Junction (CLJ) 10 d					1448					1518					1548		
Balham (BAL) 4 d					1453					1523					1553		
St Pancras International (STP) 15 d		1342		1357			1412		1427			1442		1457			1512
Farringdon (ZFD) 3 d		1347		1402			1417		1432			1447		1502			1517
City Thameslink (CTK) 3 d		1349		1404			1419		1434			1449		1504			1519
London Blackfriars (BFR) 3 d		1351		1406			1421		1436			1451		1506			1521
Elephant & Castle (EPH) d		1355		1410			1425		1440			1455		1510			1525
Loughborough Jn (LGJ) d		1400		1415			1430		1445			1500		1515			1530
Herne Hill (HNH) 4 d		1405		1420			1435		1450			1505		1520			1535
London Bridge (LBG) 4 d	1344		1401			1414		1431			1444		1501			1514	
South Bermondsey (SBM) d	1348		1406			1419		1436			1448		1506			1518	
Queens Rd Peckham (QRP) d	1352		1409			1423		1439			1452		1509			1522	
Peckham Rye (PMR) 4 d	1355		1412			1426		1442			1455		1512			1525	
East Dulwich (EDW) d	1358		1415			1429		1445			1458		1515			1528	
North Dulwich (NDL) d	1401		1417			1431		1447			1501		1517			1531	
Tulse Hill (TUH) 4 a	1404	1409	1421	1424		1435	1439	1451	1454		1504	1509	1521	1524		1534	1539
Tulse Hill (TUH) 4 d		1410	1421	1426			1440	1451	1456			1510	1521	1526			1540
Streatham (STE) 4 d		1414	1425a	1430			1444	1455a	1500			1514	1525a	1530			1544
Tooting (TOO) d		1419					1449					1519					1549
Haydons Road (HYR) d		1422					1452					1522					1552
Wimbledon (WIM) 6 a		1424					1454					1524					1554
Wimbledon (WIM) 6 d		1425					1455					1525					1555
Wimbledon Chase (WBO) d		1428					1458					1528					1558
South Merton (SMO) d		1430					1500					1530					1600
Morden South (MDS) d		1433					1503					1533					1603
St Helier (SIH) d		1435					1505					1535					1605
Sutton Common (SUC) d		1437					1507					1537					1607
West Sutton (WSU) d		1440					1510					1540					1610
Mitcham Eastfields (MTC) d				1434	1500				1504	1530				1534	1600		
Mitcham Junction (MIJ) d				1437	1503				1507	1533				1537	1603		
Hackbridge (HCB) d				1440	1506				1510	1536				1540	1606		
Carshalton (CSH) d				1443	1509				1513	1539				1543	1609		
Sutton (Surrey) (SUO) 4 a		1444		1447	1513		1514		1517	1543		1544		1547	1613		1614

NOTES (see introductory pages for explanation of train operator codes and standard symbols)

- a Arrival time
d Departure time
- D To Dorking
E To Beckenham Junction
F To East Croydon
H To Horsham
K From St Albans City

London to Wimbledon and Sutton via Streatham and Tulse Hill

Mondays to Fridays

Operator Days of operation/Notes	SN	TL	SN	SN	TL	SN	TL	SN	SN	TL	SN	TL	SN	SN	TL	SN	TL
	F	K	D	E	K	F	K	H	E	K	F	K	D	E	K	F	K
London Victoria (VIC) 10 d			1612					1641					1711				
Clapham Junction (CLJ) 10 d			1619					1648					1718				
Balham (BAL) 4 d			1624					1653					1723				
St Pancras International (STP) 15 d		1527			1542		1557			1612		1627			1642		1657
Farringdon (ZFD) 3 d		1532			1547		1602			1617		1632			1647		1702
City Thameslink (CTK) 3 d		1534			1549		1604			1619		1634			1649		1704
London Blackfriars (BFR) 3 d		1536			1551		1606			1621		1636			1651		1706
Elephant & Castle (EPH) d		1540			1555		1610			1625		1640			1655		1710
Loughborough Jn (LGJ) d		1545			1600		1615			1630		1645			1700		1715
Herne Hill (HNH) 4 d		1550			1605		1620			1635		1650			1705		1720
London Bridge (LBG) 4 d	1531			1544		1601			1614		1631			1644		1701	
South Bermondsey (SBM) d	1536			1548		1606			1618		1637			1648		1706	
Queens Rd Peckham (QRP) d	1539			1552		1609			1622		1640			1652		1709	
Peckham Rye (PMR) 4 d	1542			1555		1612			1625		1643			1655		1712	
East Dulwich (EDW) d	1545			1558		1615			1628		1646			1658		1715	
North Dulwich (NDL) d	1547			1601		1617			1631		1648			1701		1717	
Tulse Hill (TUH) 4 a	1551	1554		1604	1609	1621	1624		1634	1639	1652	1654		1704	1709	1721	1724
Tulse Hill (TUH) 4 d	1551	1556			1610	1621	1626			1640	1652	1656			1710	1721	1726
Streatham (STE) 4 d	1555a	1600			1614	1625a	1630			1644	1656a	1700			1714	1725a	1730
Tooting (TOO) d					1619					1649					1719		
Haydons Road (HYR) d					1622					1652					1722		
Wimbledon (WIM) 6 a					1624					1654					1724		
Wimbledon (WIM) 6 d					1625					1655					1725		
Wimbledon Chase (WBO) d					1628					1658					1728		
South Merton (SMO) d					1630					1700					1730		
Morden South (MDS) d					1633					1703					1733		
St Helier (SIH) d					1635					1705					1735		
Sutton Common (SUC) d					1637					1707					1737		
West Sutton (WSU) d					1640					1710					1740		
Mitcham Eastfields (MTC) d		1604	1630					1634	1700				1704	1730			1734
Mitcham Junction (MIJ) d		1607	1633					1637	1703				1707	1733			1737
Hackbridge (HCB) d		1610	1636					1640	1706				1710	1736			1740
Carshalton (CSH) d		1613	1639					1643	1709				1713	1739			1743
Sutton (Surrey) (SUO) 4 a		1617	1643		1644			1647	1713		1714		1717	1743	1744		1747

NOTES (see introductory pages for explanation of train operator codes and standard symbols)

- a Arrival time
- d Departure time

- D To Dorking
- E To Beckenham Junction
- F To East Croydon
- H To Horsham
- K From St Albans City

London to Wimbledon and Sutton via Streatham and Tulse Hill

Mondays to Fridays

Operator Days of operation/Notes	SN H	SN H	SN E	TL K	SN F	TL K	SN A	SN E	TL K	SN	SN D	TL K	SN F	TL K	SN A	SN H	SN E
London Victoria (VIC) 10 d	1725	1741					1755				1811				1825	1841	
Clapham Junction (CLJ) 10 d	1732	1748					1802				1818				1832	1848	
Balham (BAL) 4 d		1753									1823					1853	
St Pancras International (STP) 15 d				1712		1727			1742					1757			
Farringdon (ZFD) 3 d				1717		1732			1747					1802			
City Thameslink (CTK) 3 d				1719		1734			1749					1804			
London Blackfriars (BFR) 3 d				1721		1736			1751					1806			
Elephant & Castle (EPH) d				1725		1740			1755					1810			
Loughborough Jn (LGJ) d				1730		1745			1800					1815			
Herne Hill (HNH) 4 d				1735		1750			1805					1820			
London Bridge (LBG) 4 d			1714		1732			1744		1752			1801				1814
South Bermondsey (SBM) d		1718		1737				1748		1759c			1806				1818
Queens Rd Peckham (QRP) d		1722		1740				1752		1802			1809				1821
Peckham Rye (PMR) 4 d		1725		1742				1755		1805			1812				1824
East Dulwich (EDW) d		1728		1745				1758		1808			1815				1827
North Dulwich (NDL) d		1731		1747				1801		1811			1817				1830
Tulse Hill (TUH) 4 a		1734	1739	1751	1754			1804	1809	1814			1821	1824			1833
Tulse Hill (TUH) 4 d				1740	1751	1756			1810	1815			1821	1826			
Streatham (STE) 4 d				1744	1755a	1800			1814	1820			1825a	1830			
Tooting (TOO) d				1749					1819								
Haydons Road (HYR) d				1752					1822								
Wimbledon (WIM) 6 a				1754					1824								
Wimbledon (WIM) 6 d				1755					1825				1825				
Wimbledon Chase (WBO) d				1758									1828				
South Merton (SMO) d				1800									1830				
Morden South (MDS) d				1803									1833				
St Helier (SIH) d				1805									1835				
Sutton Common (SUC) d				1807									1837				
West Sutton (WSU) d				1810									1840				
Mitcham Eastfields (MTC) d	1743	1800				1804	1813			1824	1830			1834	1843	1900	
Mitcham Junction (MIJ) d	1746	1803				1807	1816			1827	1833			1837	1846	1903	
Hackbridge (HCB) d	1749	1806				1810	1819			1830	1836			1840	1849	1906	
Carshalton (CSH) d	1752	1809				1813	1822			1833	1839			1843	1852	1909	
Sutton (Surrey) (SUO) 4 a	1755	1813		1814		1817	1825			1836	1843	1844		1847	1855	1913	

NOTES (see introductory pages for explanation of train operator codes and standard symbols)

- a Arrival time
d Departure time
c Arrives 3 minutes earlier
- A To Epsom
D To Dorking
E To Beckenham Junction
F To East Croydon
H To Horsham
K From St Albans City

London to Wimbledon and Sutton via Streatham and Tulse Hill

Mondays to Fridays





















Operator Days of operation/Notes	TL	SN	TL	SN	SN	TL	SN	TL	SN	TL	SN	TL	SN	TL	SN	TL	SN
	K	F	K	D	E	K	F	K	H	E	K	F	K	D	E	K	F
London Victoria (VIC) 10 d				1911					1941					2011			
Clapham Junction (CLJ) 10 d				1918					1948					2018			
Balham (BAL) 4 d				1923					1953					2023			
St Pancras International (STP) 15 d	1812		1827			1842		1857			1912		1927			1942	
Farringdon (ZFD) 3 d	1817		1832			1847		1902			1917		1932			1947	
City Thameslink (CTK) 3 d	1819		1834			1849		1904			1919		1934			1949	
London Blackfriars (BFR) 3 d	1821		1836			1851		1906			1921		1936			1951	
Elephant & Castle (EPH) d	1825		1840			1855		1910			1925		1940			1955	
Loughborough Jn (LGJ) d	1830		1845			1900		1915			1930		1945			2000	
Herne Hill (HNH) 4 d	1835		1850			1905		1920			1935		1950			2005	
London Bridge (LBG) 4 d		1831			1844		1901			1914		1931			1944		2001
South Bermondsey (SBM) d		1836			1848		1906			1918		1936			1948		2006
Queens Rd Peckham (QRP) d		1839			1852		1909			1922		1939			1952		2009
Peckham Rye (PMR) 4 d		1842			1855		1912			1925		1942			1955		2012
East Dulwich (EDW) d		1845			1858		1915			1928		1945			1958		2015
North Dulwich (NDL) d		1847			1901		1917			1931		1947			2001		2017
Tulse Hill (TUH) 4 a	1839	1851	1854		1904	1909	1921	1924		1934	1939	1951	1954		2004	2009	2021
Tulse Hill (TUH) 4 d	1840	1851	1856			1910	1921	1926			1940	1951	1956			2010	2021
Streatham (STE) 4 d	1844	1855a	1900			1914	1925a	1930			1944	1955a	2000			2014	2025a
Tooting (TOO) d	1849					1919					1949					2019	
Haydons Road (HYR) d	1852					1922					1952					2022	
Wimbledon (WIM) 6 a	1854					1924					1954					2024	
Wimbledon (WIM) 6 d	1855					1925					1955					2025	
Wimbledon Chase (WBO) d	1858					1928					1958					2028	
South Merton (SMO) d	1900					1930					2000					2030	
Morden South (MDS) d	1903					1933					2003					2033	
St Helier (SIH) d	1905					1935					2005					2035	
Sutton Common (SUC) d	1907					1937					2007					2037	
West Sutton (WSU) d	1910					1940					2010					2040	
Mitcham Eastfields (MTC) d			1904	1930				1934	2000				2004	2030			
Mitcham Junction (MIJ) d			1907	1933				1937	2003				2007	2033			
Hackbridge (HCB) d			1910	1936				1940	2006				2010	2036			
Carshalton (CSH) d			1913	1939				1943	2009				2013	2039			
Sutton (Surrey) (SUO) 4 a	1914		1917	1943		1944		1947	2013		2014		2017	2043		2044	

NOTES (see introductory pages for explanation of train operator codes and standard symbols)

- a Arrival time
d Departure time
- D To Dorking
E To Beckenham Junction
F To East Croydon
H To Horsham
K From St Albans City

London to Wimbledon and Sutton via Streatham and Tulse Hill

Mondays to Fridays




















Operator Days of operation/Notes	TL	SN	SN	TL	SN	TL	SN	TL	SN	TL	SN	TL	SN	TL	SN	TL	SN	TL
	K	H	E	K	F	K	D	K	F	K	H	E	K	F	K	D	K	
London Victoria (VIC)  d		2041					2111				2141				2211			
Clapham Junction (CLJ)  d		2048					2118				2148				2218			
Balham (BAL)  d		2053					2123				2153				2223			
St Pancras International (STP)   d	1957			2012		2027		2042		2057			2112		2127		2142	
Farringdon (ZFD)  d	2002			2017		2032		2047		2102			2117		2132		2147	
City Thameslink (CTK)  d	2004			2019		2034		2049		2104			2119		2134		2149	
London Blackfriars (BFR)  d	2006			2021		2036		2051		2106			2121		2136		2151	
Elephant & Castle (EPH)  d	2010			2025		2040		2055		2110			2125		2140		2155	
Loughborough Jn (LGJ)  d	2015			2030		2045		2100		2115			2130		2145		2200	
Herne Hill (HNH)  d	2020			2035		2050		2105		2120			2135		2150		2205	
London Bridge (LBG)  d			2014		2031				2101			2114		2131				
South Bermondsey (SBM) d		2018		2036					2106			2118		2136				
Queens Rd Peckham (QRP) d		2022		2039					2109			2122		2139				
Peckham Rye (PMR)  d		2025		2042					2112			2125		2142				
East Dulwich (EDW) d		2028		2045					2115			2128		2145				
North Dulwich (NDL) d		2031		2047					2117			2131		2147				
Tulse Hill (TUH)  a	2024	2034	2039	2051	2054			2109	2121	2124		2134	2139	2151	2154			2209
Tulse Hill (TUH)  d	2026			2040	2051	2056		2110	2121	2126			2140	2151	2156			2210
Streatham (STE)  d	2030			2044	2055a	2100		2114	2125a	2130			2144	2155a	2200			2214
Tooting (TOO) d				2049				2119					2149					2219
Haydons Road (HYR) d				2052				2122					2152					2222
Wimbledon (WIM)  a				2054				2124					2154					2224
Wimbledon (WIM)  d				2055				2125					2155					2225
Wimbledon Chase (WBO) d				2058				2128					2158					2228
South Merton (SMO) d				2100				2130					2200					2230
Morden South (MDS) d				2103				2133					2203					2233
St Helier (SIH) d				2105				2135					2205					2235
Sutton Common (SUC) d				2107				2137					2207					2237
West Sutton (WSU) d				2110				2140					2210					2240
Mitcham Eastfields (MTC) d	2034	2100				2104	2130			2134	2200				2204	2230		
Mitcham Junction (MIJ)  d	2037	2103				2107	2133			2137	2203				2207	2233		
Hackbridge (HCB) d	2040	2106				2110	2136			2140	2206				2210	2236		
Carshalton (CSH) d	2043	2109				2113	2139			2143	2209				2213	2239		
Sutton (Surrey) (SUO)  a	2047	2113		2114		2117	2143	2144		2147	2213		2214		2217	2243	2244	

NOTES (see introductory pages for explanation of train operator codes and standard symbols)

- a Arrival time
d Departure time
- D To Dorking
E To Beckenham Junction
F To East Croydon
H To Horsham
K From St Albans City

London to Wimbledon and Sutton via Streatham and Tulse Hill

Mondays to Fridays

Operator Days of operation/Notes	SN	TL	SN	SN	TL	SN	TL	TL	SN	TL	SN	TL	SN	TL	SN	TL	SN
	F	K	H	E	K	F	K	K	J	K	H	K	L	B	J		J
London Victoria (VIC)  d			2241								2325						
Clapham Junction (CLJ)  d			2248								2332						
Balham (BAL)  d			2253								2338						
St Pancras International (STP)   d		2157			2212		2227	2242		2257		2312			2344		
Farringdon (ZFD)  d		2202			2217		2232	2247		2302		2317			2349		
City Thameslink (CTK)  d		2204			2219		2234	2249									
London Blackfriars (BFR)  d		2206			2221		2236	2251		2306		2321			2353		
Elephant & Castle (EPH)  d		2210			2225		2240	2255		2310		2325			2357		
Loughborough Jn (LGJ) d		2215			2230		2245	2300		2315		2330			0002		
Herne Hill (HNL)  d		2220			2235		2250	2305		2320		2335			0006		
London Bridge (LBG)  d	2202			2214		2231			2302				2331			0001	
South Bermondsey (SBM) d	2206			2218		2236			2306				2336			0005	
Queens Rd Peckham (QRP) d	2209			2222		2239			2309				2339			0008	
Peckham Rye (PMR)  d	2212			2225		2242			2312				2342			0011	
East Dulwich (EDW) d	2215			2228		2245			2315				2345			0015	
North Dulwich (NDL) d	2217			2231		2247			2317				2347			0017	
Tulse Hill (TUH)  a	2221	2224		2234	2239	2251	2254	2309	2321	2324		2339	2351	0010	0021		
Tulse Hill (TUH)  d	2221	2226			2240	2251	2256	2310	2321	2326		2340			0011	0021	
Streatham (STE)  d	2225a	2230			2244	2255a	2300	2314	2325a	2330		2344			0014	0025a	
Tooting (TOO) d					2249				2319				2349			0019	
Haydens Road (HYR) d					2252				2322				2352			0022	
Wimbledon (WIM)  a					2254				2324				2354			0024	
Wimbledon (WIM)  d					2255				2325				2355			0025	
Wimbledon Chase (WBO) d					2258				2328				2358			0028	
South Merton (SMO) d					2300				2330				0001			0030	
Morden South (MDS) d					2303				2333				0004			0033	
St Helier (SIH) d					2305				2335				0006			0035	
Sutton Common (SUC) d					2307				2337				0008			0037	
West Sutton (WSU) d					2310				2340				0011			0040	
Mitcham Eastfields (MTC) d		2234	2300					2304			2334	2345					
Mitcham Junction (MIJ)  d		2237	2303					2307			2337	2348					
Hackbridge (HCB) d		2240	2306					2310			2340	2351					
Carshalton (CSH) d		2243	2309					2313			2343	2354					
Sutton (Surrey) (SUO)  a		2247	2313		2314			2317	2344		2347	2358	0014			0044	

NOTES (see introductory pages for explanation of train operator codes and standard symbols)



















a Arrival time
d Departure time

B From Luton
E To Beckenham Junction
F To East Croydon
H To Horsham
J To Selhurst
K From St Albans City
L To Norwood Junction

TSM Tuesday to Saturday mornings

London to Wimbledon and Sutton via Streatham and Tulse Hill

Saturdays

Operator Days of operation/Notes	TL A	TL B	SN C	TL A	TL B	SN C	TL A	SN D	TL A	SN C	SN E	TL B	SN D	TL F	SN G	SN E	TL H
London Victoria (VIC)  d			0611			0641				0711					0741		
Clapham Junction (CLJ)  d			0618			0648				0718					0748		
Balham (BAL)  d			0623			0653				0723					0753		
St Pancras International (STP)  d	0512	0527		0542	0557		0612		0627			0642		0657			0712
Farringdon (ZFD)  d	0517	0532		0547	0602		0617		0632			0647		0702			0717
City Thameslink (CTK)  d																	
London Blackfriars (BFR)  d	0521	0536		0551	0606		0621		0636			0651		0706			0721
Elephant & Castle (EPH)  d	0525	0540		0555	0610		0625		0640			0655		0710			0725
Loughborough Jn (LGJ) d	0530	0545		0600	0615		0630		0645			0700		0715			0730
Herne Hill (HNH)  d	0535	0550		0605	0620		0635		0650			0705		0720			0735
London Bridge (LBG)  d								0631			0644		0701				0714
South Bermondsey (SBM) d								0636			0649		0706				0719
Queens Rd Peckham (QRP) d								0639			0652		0709				0722
Peckham Rye (PMR)  d								0642			0655		0712				0725
East Dulwich (EDW) d								0645			0658		0715				0728
North Dulwich (NDL) d								0647			0700		0717				0730
Tulse Hill (TUH)  a	0539	0554		0609	0624		0639	0651	0654		0704	0709	0721	0724			0734
Tulse Hill (TUH)  d	0540	0556		0610	0626		0640	0651	0656			0710	0721	0726			0740
Streatham (STE)  d	0544	0600		0614	0630		0644	0655a	0700			0714	0725a	0730			0744
Tooting (TOO) d	0549			0619			0649					0719					0749
Haydons Road (HYR) d	0552			0622			0652					0722					0752
Wimbledon (WIM)  a	0554			0624			0654					0724					0754
Wimbledon (WIM)  d	0555			0625			0655					0725					0755
Wimbledon Chase (WBO) d	0558			0628			0658					0728					0758
South Merton (SMO) d	0600			0630			0700					0730					0800
Morden South (MDS) d	0603			0633			0703					0733					0803
St Helier (SIH) d	0605			0635			0705					0735					0805
Sutton Common (SUC) d	0607			0637			0707					0737					0807
West Sutton (WSU) d	0610			0640			0710					0740					0810
Mitcham Eastfields (MTC) d		0604	0630		0634	0700			0704	0730				0734	0800		
Mitcham Junction (MIJ)  d		0607	0633		0637	0703			0707	0733				0737	0803		
Hackbridge (HCB) d		0610	0636		0640	0706			0710	0736				0740	0806		
Carshalton (CSH) d		0613	0639		0643	0709			0713	0739				0743	0809		
Sutton (Surrey) (SUO)  a	0614	0617	0643	0644	0647	0713	0714		0717	0743		0744		0747	0813		0814

NOTES (see introductory pages for explanation of train operator codes and standard symbols)

- a Arrival time
- d Departure time
- A From Luton
- B From West Hampstead Thameslink
- C To Dorking
- D To East Croydon
- E To Beckenham Junction
- F From St Albans City
- G To Horsham
- H From Bedford

London to Wimbledon and Sutton via Streatham and Tulse Hill

Saturdays

Operator Days of operation/Notes	SN	TL	SN	SN	TL	SN	TL	SN	SN	TL	SN	TL	SN	SN	TL	SN	TL
	D	F	C	E	F	D	F	G	E	F	D	F	C	E	F	D	F
London Victoria (VIC) d			0811					0841					0911				
Clapham Junction (CLJ) d			0818					0848					0918				
Balham (BAL) d			0823					0853					0923				
St Pancras International (STP) d		0727			0742		0757			0812		0827			0842		0857
Farringdon (ZFD) d		0732			0747		0802			0817		0832			0847		0902
City Thameslink (CTK) d																	0904
London Blackfriars (BFR) d		0736			0751		0806			0821		0836			0851		0906
Elephant & Castle (EPH) d		0740			0755		0810			0825		0840			0855		0910
Loughborough Jn (LGJ) d		0745			0800		0815			0830		0845			0900		0915
Herne Hill (HNH) d		0750			0805		0820			0835		0850			0905		0920
London Bridge (LBG) d	0731			0744		0801			0814		0831			0844		0901	
South Bermondsey (SBM) d	0736			0749		0806			0819		0836			0849		0906	
Queens Rd Peckham (QRP) d	0739			0752		0809			0822		0839			0852		0909	
Peckham Rye (PMR) d	0742			0755		0812			0825		0842			0855		0912	
East Dulwich (EDW) d	0745			0758		0815			0828		0845			0858		0915	
North Dulwich (NDL) d	0747			0800		0817			0830		0847			0900		0917	
Tulse Hill (TUH) a	0751	0754		0804	0809	0821	0824		0834	0839	0851	0854		0904	0909	0921	0924
Tulse Hill (TUH) d	0751	0756			0810	0821	0826			0840	0851	0856			0910	0921	0926
Streatham (STE) d	0755a	0800			0814	0825a	0830			0844	0855a	0900			0914	0925a	0930
Tooting (TOO) d					0819					0849					0919		
Haydons Road (HYR) d					0822					0852					0922		
Wimbledon (WIM) a					0824					0854					0924		
Wimbledon (WIM) d					0825					0855					0925		
Wimbledon Chase (WBO) d					0828					0858					0928		
South Merton (SMO) d					0830					0900					0930		
Morden South (MDS) d					0833					0903					0933		
St Helier (SIH) d					0835					0905					0935		
Sutton Common (SUC) d					0837					0907					0937		
West Sutton (WSU) d					0840					0910					0940		
Mitcham Eastfields (MTC) d		0804	0830				0834	0900				0904	0930				0934
Mitcham Junction (MIJ) d		0807	0833				0837	0903				0907	0933				0937
Hackbridge (HCB) d		0810	0836				0840	0906				0910	0936				0940
Carshalton (CSH) d		0813	0839				0843	0909				0913	0939				0943
Sutton (Surrey) (SUO) a		0817	0843		0844		0847	0913		0914		0917	0943		0944		0947

NOTES (see introductory pages for explanation of train operator codes and standard symbols)

- a Arrival time
- d Departure time
- C To Dorking
- D To East Croydon
- E To Beckenham Junction
- F From St Albans City
- G To Horsham

London to Wimbledon and Sutton via Streatham and Tulse Hill

Saturdays




















Operator	SN	SN	TL	SN	TL	SN	SN	TL	SN	TL	SN	SN	TL	SN	TL	SN	SN
Days of operation/Notes	G	E	F	D	F	C	E	F	D	F	G	E	F	D	F	C	E
London Victoria (VIC)	0941					1011					1041					1111	
Clapham Junction (CLJ)	0948					1018					1048					1118	
Balham (BAL)	0953					1023					1053					1123	
St Pancras International (STP)	0915		0912		0927			0942		0957			1012		1027		
Farringdon (ZFD)	0917		0917		0932			0947		1002			1017		1032		
City Thameslink (CTK)	0919		0919		0934			0949		1004			1019		1034		
London Blackfriars (BFR)	0921		0921		0936			0951		1006			1021		1036		
Elephant & Castle (EPH)	0925		0925		0940			0955		1010			1025		1040		
Loughborough Jn (LGJ)	0930		0930		0945			1000		1015			1030		1045		
Herne Hill (HNH)	0935		0935		0950			1005		1020			1035		1050		
London Bridge (LBG)	0914			0931			0944		1001			1014		1031			1044
South Bermondsey (SBM)	0919			0936			0949		1006			1019		1036			1049
Queens Rd Peckham (QRP)	0922			0939			0952		1009			1022		1039			1052
Peckham Rye (PMR)	0925			0942			0955		1012			1025		1042			1055
East Dulwich (EDW)	0928			0945			0958		1015			1028		1045			1058
North Dulwich (NDL)	0930			0947			1000		1017			1030		1047			1100
Tulse Hill (TUH)	0934	0939	0951	0954			1004	1009	1021	1024		1034	1039	1051	1054		1104
Tulse Hill (TUH)	0940	0951	0956				1010	1021	1026			1040	1051	1056			
Streatham (STE)	0944	0955a	1000				1014	1025a	1030			1044	1055a	1100			
Tooting (TOO)	0949						1019					1049					
Haydons Road (HYR)	0952						1022					1052					
Wimbledon (WIM)	0954						1024					1054					
Wimbledon (WIM)	0955						1025					1055					
Wimbledon Chase (WBO)	0958						1028					1058					
South Merton (SMO)	1000						1030					1100					
Morden South (MDS)	1003						1033					1103					
St Helier (SIH)	1005						1035					1105					
Sutton Common (SUC)	1007						1037					1107					
West Sutton (WSU)	1010						1040					1110					
Mitcham Eastfields (MTC)	1000				1004	1030				1034	1100				1104	1130	
Mitcham Junction (MIJ)	1003				1007	1033				1037	1103				1107	1133	
Hackbridge (HCB)	1006				1010	1036				1040	1106				1110	1136	
Carshalton (CSH)	1009				1013	1039				1043	1109				1113	1139	
Sutton (Surrey) (SUO)	1013	1014			1017	1043		1044		1047	1113		1114		1117	1143	

NOTES (see introductory pages for explanation of train operator codes and standard symbols)

- a Arrival time
- d Departure time
- C To Dorking
- D To East Croydon
- E To Beckenham Junction
- F From St Albans City
- G To Horsham

London to Wimbledon and Sutton via Streatham and Tulse Hill

Saturdays

Operator Days of operation/Notes	TL	SN	TL	SN	SN	TL	SN	TL	SN	TL	SN	TL	SN	TL	SN	TL	SN
	F	D	F	G	E	F	D	F	C	E	F	D	F	G	E	F	D
London Victoria (VIC)  d				1141					1211					1241			
Clapham Junction (CLJ)  d				1148					1218					1248			
Balham (BAL)  d				1153					1223					1253			
St Pancras International (STP)   d	1042		1057			1112		1127			1142		1157			1212	
Farringdon (ZFD)  d	1047		1102			1117		1132			1147		1202			1217	
City Thameslink (CTK)  d	1049		1104			1119		1134			1149		1204			1219	
London Blackfriars (BFR)  d	1051		1106			1121		1136			1151		1206			1221	
Elephant & Castle (EPH)  d	1055		1110			1125		1140			1155		1210			1225	
Loughborough Jn (LGJ) d	1100		1115			1130		1145			1200		1215			1230	
Herne Hill (HNH)  d	1105		1120			1135		1150			1205		1220			1235	
London Bridge (LBG)  d		1101			1114		1131			1144		1201			1214		1231
South Bermondsey (SBM) d		1106			1119		1136			1149		1206			1219		1236
Queens Rd Peckham (QRP) d		1109			1122		1139			1152		1209			1222		1239
Peckham Rye (PMR)  d		1112			1125		1142			1155		1212			1225		1242
East Dulwich (EDW) d		1115			1128		1145			1158		1215			1228		1245
North Dulwich (NDL) d		1117			1130		1147			1200		1217			1230		1247
Tulse Hill (TUH)  a	1109	1121	1124		1134	1139	1151	1154		1204	1209	1221	1224		1234	1239	1251
Tulse Hill (TUH)  d	1110	1121	1126			1140	1151	1156			1210	1221	1226			1240	1251
Streatham (STE)  d	1114	1125a	1130			1144	1155a	1200			1214	1225a	1230			1244	1255a
Tooting (TOO) d	1119					1149					1219					1249	
Haydons Road (HYR) d	1122					1152					1222					1252	
Wimbledon (WIM)  a	1124					1154					1224					1254	
Wimbledon (WIM)  d	1125					1155					1225					1255	
Wimbledon Chase (WBO) d	1128					1158					1228					1258	
South Merton (SMO) d	1130					1200					1230					1300	
Morden South (MDS) d	1133					1203					1233					1303	
St Helier (SIH) d	1135					1205					1235					1305	
Sutton Common (SUC) d	1137					1207					1237					1307	
West Sutton (WSU) d	1140					1210					1240					1310	
Mitcham Eastfields (MTC) d			1134	1200				1204	1230				1234	1300			
Mitcham Junction (MIJ)  d			1137	1203				1207	1233				1237	1303			
Hackbridge (HCB) d			1140	1206				1210	1236				1240	1306			
Carshalton (CSH) d			1143	1209				1213	1239				1243	1309			
Sutton (Surrey) (SUO)  a	1144		1147	1213		1214		1217	1243		1244		1247	1313		1314	




















NOTES (see introductory pages for explanation of train operator codes and standard symbols)

- a Arrival time
- d Departure time

- C To Dorking
- D To East Croydon
- E To Beckenham Junction
- F From St Albans City
- G To Horsham

London to Wimbledon and Sutton via Streatham and Tulse Hill

Saturdays





















Operator Days of operation/Notes	TL	SN	SN	TL	SN	TL	SN	SN	TL	SN	TL	SN	SN	TL	SN	TL	SN
	F	C	E	F	D	F	G	E	F	D	F	C	E	F	D	F	G
London Victoria (VIC)  d		1311					1341					1411					1441
Clapham Junction (CLJ)  d		1318					1348					1418					1448
Balham (BAL)  d		1323					1353					1423					1453
St Pancras International (STP)   d	1227			1242		1257			1312		1327			1342		1357	
Farringdon (ZFD)  d	1232			1247		1302			1317		1332			1347		1402	
City Thameslink (CTK)  d	1234			1249		1304			1319		1334			1349		1404	
London Blackfriars (BFR)  d	1236			1251		1306			1321		1336			1351		1406	
Elephant & Castle (EPH)  d	1240			1255		1310			1325		1340			1355		1410	
Loughborough Jn (LGJ) d	1245			1300		1315			1330		1345			1400		1415	
Herne Hill (HNH)  d	1250			1305		1320			1335		1350			1405		1420	
London Bridge (LBG)  d			1244		1301			1314		1331			1344		1401		
South Bermondsey (SBM) d			1249		1306			1319		1336			1349		1406		
Queens Rd Peckham (QRP) d			1252		1309			1322		1339			1352		1409		
Peckham Rye (PMR)  d			1255		1312			1325		1342			1355		1412		
East Dulwich (EDW) d			1258		1315			1328		1345			1358		1415		
North Dulwich (NDL) d			1300		1317			1330		1347			1400		1417		
Tulse Hill (TUH)  a	1254		1304	1309	1321	1324		1334	1339	1351	1354		1404	1409	1421	1424	
Tulse Hill (TUH)  d	1256			1310	1321	1326			1340	1351	1356			1410	1421	1426	
Streatham (STE)  d	1300			1314	1325a	1330			1344	1355a	1400			1414	1425a	1430	
Tooting (TOO) d				1319					1349					1419			
Haydons Road (HYR) d				1322					1352					1422			
Wimbledon (WIM)  a				1324					1354					1424			
Wimbledon (WIM)  d				1325					1355					1425			
Wimbledon Chase (WBO) d				1328					1358					1428			
South Merton (SMO) d				1330					1400					1430			
Morden South (MDS) d				1333					1403					1433			
St Helier (SIH) d				1335					1405					1435			
Sutton Common (SUC) d				1337					1407					1437			
West Sutton (WSU) d				1340					1410					1440			
Mitcham Eastfields (MTC) d	1304	1330				1334	1400				1404	1430				1434	1500
Mitcham Junction (MIJ)  d	1307	1333				1337	1403				1407	1433				1437	1503
Hackbridge (HCB) d	1310	1336				1340	1406				1410	1436				1440	1506
Carshalton (CSH) d	1313	1339				1343	1409				1413	1439				1443	1509
Sutton (Surrey) (SUO)  a	1317	1343		1344		1347	1413		1414		1417	1443		1444		1447	1513

NOTES (see introductory pages for explanation of train operator codes and standard symbols)

- a Arrival time
d Departure time
- C To Dorking
D To East Croydon
E To Beckenham Junction
F From St Albans City
G To Horsham

London to Wimbledon and Sutton via Streatham and Tulse Hill

Saturdays



































Operator Days of operation/Notes	SN	TL	SN	TL	SN	SN	TL	SN	TL	SN	SN	TL	SN	TL	SN	SN	TL
	E	F	D	F	C	E	F	D	F	G	E	F	D	F	C	E	F
London Victoria (VIC)  d					1511					1541					1611		
Clapham Junction (CLJ)  d					1518					1548					1618		
Balham (BAL)  d					1523					1553					1623		
St Pancras International (STP)   d		1412		1427			1442		1457			1512		1527			1542
Farringdon (ZFD)  d		1417		1432			1447		1502			1517		1532			1547
City Thameslink (CTK)  d		1419		1434			1449		1504			1519		1534			1549
London Blackfriars (BFR)  d		1421		1436			1451		1506			1521		1536			1551
Elephant & Castle (EPH)  d		1425		1440			1455		1510			1525		1540			1555
Loughborough Jn (LGJ)  d		1430		1445			1500		1515			1530		1545			1600
Herne Hill (HNH)  d		1435		1450			1505		1520			1535		1550			1605
London Bridge (LBG)  d	1414		1431			1444		1501			1514		1531			1544	
South Bermondsey (SBM) d	1419		1436			1449		1506			1519		1536			1549	
Queens Rd Peckham (QRP) d	1422		1439			1452		1509			1522		1539			1552	
Peckham Rye (PMR)  d	1425		1442			1455		1512			1525		1542			1555	
East Dulwich (EDW) d	1428		1445			1458		1515			1528		1545			1558	
North Dulwich (NDL) d	1430		1447			1500		1517			1530		1547			1600	
Tulse Hill (TUH)  a	1434	1439	1451	1454		1504	1509	1521	1524		1534	1539	1551	1554		1604	1609
Tulse Hill (TUH)  d		1440	1451	1456			1510	1521	1526			1540	1551	1556			1610
Streatham (STE)  d		1444	1455a	1500			1514	1525a	1530			1544	1555a	1600			1614
Tooting (TOO) d		1449					1519					1549					1619
Haydons Road (HYR) d		1452					1522					1552					1622
Wimbledon (WIM)  a		1454					1524					1554					1624
Wimbledon (WIM)  d		1455					1525					1555					1625
Wimbledon Chase (WBO) d		1458					1528					1558					1628
South Merton (SMO) d		1500					1530					1600					1630
Morden South (MDS) d		1503					1533					1603					1633
St Helier (SIH) d		1505					1535					1605					1635
Sutton Common (SUC) d		1507					1537					1607					1637
West Sutton (WSU) d		1510					1540					1610					1640
Mitcham Eastfields (MTC) d				1504	1530				1534	1600				1604	1630		
Mitcham Junction (MIJ)  d				1507	1533				1537	1603				1607	1633		
Hackbridge (HCB) d				1510	1536				1540	1606				1610	1636		
Carshalton (CSH) d				1513	1539				1543	1609				1613	1639		
Sutton (Surrey) (SUO)  a		1514		1517	1543		1544		1547	1613		1614		1617	1643		1644

NOTES (see introductory pages for explanation of train operator codes and standard symbols)

- a Arrival time
d Departure time
- C To Dorking
D To East Croydon
E To Beckenham Junction
F From St Albans City
G To Horsham

London to Wimbledon and Sutton via Streatham and Tulse Hill

Saturdays

Operator Days of operation/Notes	SN	TL	SN	SN	TL	SN	TL	SN	SN	TL	SN	TL	SN	SN	TL	SN	TL
	D	F	G	E	F	D	F	C	E	F	D	F	G	E	F	D	F
London Victoria (VIC)  d			1641					1711					1741				
Clapham Junction (CLJ)  d			1648					1718					1748				
Balham (BAL)  d			1653					1723					1753				
St Pancras International (STP)  d		1557			1612		1627			1642		1657			1712		1727
Farringdon (ZFD)  d		1602			1617		1632			1647		1702			1717		1732
City Thameslink (CTK)  d		1604			1619		1634			1649		1704			1719		1734
London Blackfriars (BFR)  d		1606			1621		1636			1651		1706			1721		1736
Elephant & Castle (EPH)  d		1610			1625		1640			1655		1710			1725		1740
Loughborough Jn (LGJ)  d		1615			1630		1645			1700		1715			1730		1745
Herne Hill (HNH)  d		1620			1635		1650			1705		1720			1735		1750
London Bridge (LBG)  d	1601			1614		1631			1644		1701			1714		1731	
South Bermondsey (SBM)  d	1606			1619		1636			1649		1706			1719		1736	
Queens Rd Peckham (QRP)  d	1609			1622		1639			1652		1709			1722		1739	
Peckham Rye (PMR)  d	1612			1625		1642			1655		1712			1725		1742	
East Dulwich (EDW)  d	1615			1628		1645			1658		1715			1728		1745	
North Dulwich (NDL)  d	1617			1630		1647			1700		1717			1730		1747	
Tulse Hill (TUH)  a	1621	1624		1634	1639	1651	1654		1704	1709	1721	1724		1734	1739	1751	1754
Tulse Hill (TUH)  d	1621	1626			1640	1651	1656			1710	1721	1726			1740	1751	1756
Streatham (STE)  d	1625a	1630			1644	1655a	1700			1714	1725a	1730			1744	1755a	1800
Tooting (TOO)  d					1649					1719					1749		
Haydons Road (HYR)  d					1652					1722					1752		
Wimbledon (WIM)  a					1654					1724					1754		
Wimbledon (WIM)  d					1655					1725					1755		
Wimbledon Chase (WBO)  d					1658					1728					1758		
South Merton (SMO)  d					1700					1730					1800		
Morden South (MDS)  d					1703					1733					1803		
St Helier (SIH)  d					1705					1735					1805		
Sutton Common (SUC)  d					1707					1737					1807		
West Sutton (WSU)  d					1710					1740					1810		
Mitcham Eastfields (MTC)  d		1634	1700				1704	1730				1734	1800				1804
Mitcham Junction (MIJ)  d		1637	1703				1707	1733				1737	1803				1807
Hackbridge (HCB)  d		1640	1706				1710	1736				1740	1806				1810
Carshalton (CSH)  d		1643	1709				1713	1739				1743	1809				1813
Sutton (Surrey) (SUO)  a		1647	1713		1714		1717	1743		1744		1747	1813		1814		1817





















NOTES (see introductory pages for explanation of train operator codes and standard symbols)

- a Arrival time
- d Departure time

- C To Dorking
- D To East Croydon
- E To Beckenham Junction
- F From St Albans City
- G To Horsham

London to Wimbledon and Sutton via Streatham and Tulse Hill

Saturdays



































Operator Days of operation/Notes	SN	SN	TL	SN	TL	SN	SN	TL	SN	TL	SN	SN	TL	SN	TL	SN	SN
	C	E	F	D	F	C	E	F	D	F	C	E	F	D	F	C	E
London Victoria (VIC)  d	1811					1841					1911					1941	
Clapham Junction (CLJ)  d	1818					1848					1918					1948	
Balham (BAL)  d	1823					1853					1923					1953	
St Pancras International (STP)   d			1742		1757			1812		1827			1842		1857		
Farringdon (ZFD)  d			1747		1802			1817		1832			1847		1902		
City Thameslink (CTK)  d			1749		1804			1819		1834			1849		1904		
London Blackfriars (BFR)  d			1751		1806			1821		1836			1851		1906		
Elephant & Castle (EPH)  d			1755		1810			1825		1840			1855		1910		
Loughborough Jn (LGJ)  d			1800		1815			1830		1845			1900		1915		
Herne Hill (HNH)  d			1805		1820			1835		1850			1905		1920		
London Bridge (LBG)  d		1744		1801			1814		1831			1844		1901			1914
South Bermondsey (SBM) d		1749		1806			1819		1836			1849		1906			1919
Queens Rd Peckham (QRP) d		1752		1809			1822		1839			1852		1909			1922
Peckham Rye (PMR)  d		1755		1812			1825		1842			1855		1912			1925
East Dulwich (EDW) d		1758		1815			1828		1845			1858		1915			1928
North Dulwich (NDL) d		1800		1817			1830		1847			1900		1917			1930
Tulse Hill (TUH)  a		1804	1809	1821	1824		1834	1839	1851	1854		1904	1909	1921	1924		1934
Tulse Hill (TUH)  d			1810	1821	1826			1840	1851	1856			1910	1921	1926		
Streatham (STE)  d			1814	1825a	1830			1844	1855a	1900			1914	1925a	1930		
Tooting (TOO) d			1819					1849					1919				
Haydons Road (HYR) d			1822					1852					1922				
Wimbledon (WIM)  a			1824					1854					1924				
Wimbledon (WIM)  d			1825					1855					1925				
Wimbledon Chase (WBO) d			1828					1858					1928				
South Merton (SMO) d			1830					1900					1930				
Morden South (MDS) d			1833					1903					1933				
St Helier (SIH) d			1835					1905					1935				
Sutton Common (SUC) d			1837					1907					1937				
West Sutton (WSU) d			1840					1910					1940				
Mitcham Eastfields (MTC) d	1830				1834	1900				1904	1930				1934	2000	
Mitcham Junction (MIJ)  d	1833				1837	1903				1907	1933				1937	2003	
Hackbridge (HCB) d	1836				1840	1906				1910	1936				1940	2006	
Carshalton (CSH) d	1839				1843	1909				1913	1939				1943	2009	
Sutton (Surrey) (SUO)  a	1843		1844		1847	1913		1914		1917	1943		1944		1947	2013	

NOTES (see introductory pages for explanation of train operator codes and standard symbols)

- a Arrival time
d Departure time
- C To Dorking
D To East Croydon
E To Beckenham Junction
F From St Albans City

London to Wimbledon and Sutton via Streatham and Tulse Hill

Saturdays

Operator Days of operation/Notes	TL	SN	TL	SN	SN	TL	SN	TL	SN	SN	TL	SN	TL	SN	TL	SN	TL
	F	D	F	C	E	F	D	F	C	E	F	D	F	C	F	D	F
London Victoria (VIC)  d				2011					2041					2111			
Clapham Junction (CLJ)  d				2018					2048					2118			
Balham (BAL)  d				2023					2053					2123			
St Pancras International (STP)  d	1912		1927			1942		1957			2012		2027		2042		2057
Farringdon (ZFD)  d	1917		1932			1947		2002			2017		2032		2047		2102
City Thameslink (CTK)  d	1919		1934			1949		2004			2019		2034		2049		
London Blackfriars (BFR)  d	1921		1936			1951		2006			2021		2036		2051		2106
Elephant & Castle (EPH)  d	1925		1940			1955		2010			2025		2040		2055		2110
Loughborough Jn (LGJ)  d	1930		1945			2000		2015			2030		2045		2100		2115
Herne Hill (HNH)  d	1935		1950			2005		2020			2035		2050		2105		2120
London Bridge (LBG)  d		1931			1944		2001			2014		2031				2101	
South Bermondsey (SBM)  d		1936			1949		2006			2019		2036				2106	
Queens Rd Peckham (QRP)  d		1939			1952		2009			2022		2039				2109	
Peckham Rye (PMR)  d		1942			1955		2012			2025		2042				2112	
East Dulwich (EDW)  d		1945			1958		2015			2028		2045				2115	
North Dulwich (NDL)  d		1947			2000		2017			2030		2047				2117	
Tulse Hill (TUH)  a	1939	1951	1954		2004	2009	2021	2024		2034	2039	2051	2054		2109	2121	2124
Tulse Hill (TUH)  d	1940	1951	1956			2010	2021	2026			2040	2051	2056		2110	2121	2126
Streatham (STE)  d	1944	1955a	2000			2014	2025a	2030			2044	2055a	2100		2114	2125a	2130
Tooting (TOO)  d	1949					2019					2049				2119		
Haydons Road (HYR)  d	1952					2022					2052				2122		
Wimbledon (WIM)  a	1954					2024					2054				2124		
Wimbledon (WIM)  d	1955					2025					2055				2125		
Wimbledon Chase (WBO)  d	1958					2028					2058				2128		
South Merton (SMO)  d	2000					2030					2100				2130		
Morden South (MDS)  d	2003					2033					2103				2133		
St Helier (SIH)  d	2005					2035					2105				2135		
Sutton Common (SUC)  d	2007					2037					2107				2137		
West Sutton (WSU)  d	2010					2040					2110				2140		
Mitcham Eastfields (MTC)  d			2004	2030				2034	2100				2104	2130			2134
Mitcham Junction (MIJ)  d			2007	2033				2037	2103				2107	2133			2137
Hackbridge (HCB)  d			2010	2036				2040	2106				2110	2136			2140
Carshalton (CSH)  d			2013	2039				2043	2109				2113	2139			2143
Sutton (Surrey) (SUO)  a	2014		2017	2043		2044		2047	2113		2114		2117	2143	2144		2147

NOTES (see introductory pages for explanation of train operator codes and standard symbols)

- a Arrival time
- d Departure time
- C To Dorking
- D To East Croydon
- E To Beckenham Junction
- F From St Albans City

London to Wimbledon and Sutton via Streatham and Tulse Hill

Saturdays

Operator Days of operation/Notes	SN C	SN E	TL F	SN D	TL F	SN C	TL F	SN D	TL F	SN C	SN E	TL F	SN D	TL F	SN C	SN J	TL F
London Victoria (VIC) d	2141					2211				2241					2311		
Clapham Junction (CLJ) d	2148					2218				2249					2318		
Balham (BAL) d	2153					2223				2253					2323		
St Pancras International (STP) d			2112		2127		2142		2157			2212		2227			2242
Farringdon (ZFD) d			2117		2132		2147		2202			2217		2232			2247
City Thameslink (CTK) d																	
London Blackfriars (BFR) d			2121		2136		2151		2206			2221		2236			2251
Elephant & Castle (EPH) d			2125		2140		2155		2210			2225		2240			2255
Loughborough Jn (LGJ) d			2130		2145		2200		2215			2230		2245			2300
Herne Hill (HNH) d			2135		2150		2205		2220			2235		2250			2305
London Bridge (LBG) d		2114		2131				2201			2214		2231			2245	
South Bermondsey (SBM) d		2119		2136				2206			2219		2236			2249	
Queens Rd Peckham (QRP) d		2122		2139				2209			2222		2239			2252	
Peckham Rye (PMR) d		2125		2142				2212			2225		2242			2255	
East Dulwich (EDW) d		2128		2145				2215			2228		2245			2258	
North Dulwich (NDL) d		2130		2147				2217			2230		2247			2300	
Tulse Hill (TUH) a		2134	2139	2151	2154		2209	2221	2224		2234	2239	2251	2254		2304	2309
Tulse Hill (TUH) d			2140	2151	2156		2210	2221	2226			2240	2251	2256		2304	2310
Streatham (STE) d			2144	2155a	2200		2214	2225a	2230			2244	2255a	2300		2308a	2314
Tooting (TOO) d			2149				2219					2249					2319
Haydons Road (HYR) d			2152				2222					2252					2322
Wimbledon (WIM) a			2154				2224					2254					2324
Wimbledon (WIM) d			2155				2225					2255					2325
Wimbledon Chase (WBO) d			2158				2228					2258					2328
South Merton (SMO) d			2200				2230					2300					2330
Morden South (MDS) d			2203				2233					2303					2333
St Helier (SIH) d			2205				2235					2305					2335
Sutton Common (SUC) d			2207				2237					2307					2337
West Sutton (WSU) d			2210				2240					2310					2340
Mitcham Eastfields (MTC) d	2200				2204	2230			2234	2300				2304	2330		
Mitcham Junction (MIJ) d	2203				2207	2233			2237	2303				2307	2333		
Hackbridge (HCB) d	2206				2210	2236			2240	2306				2310	2336		
Carshalton (CSH) d	2209				2213	2239			2243	2309				2313	2339		
Sutton (Surrey) (SUO) a	2213		2214		2217	2243	2244		2247	2313		2314		2317	2343		2344

NOTES (see introductory pages for explanation of train operator codes and standard symbols)

- a Arrival time
- d Departure time

- C To Dorking
- D To East Croydon
- E To Beckenham Junction
- F From St Albans City
- J To Selhurst

London to Wimbledon and Sutton via Streatham and Tulse Hill

Saturdays

Operator Days of operation/Notes	TL	SN	TL	SN	TL	SN	SN	SN
	F	J	F	K	A	J	SUM L	SUM D
London Victoria (VIC) 10 d				2345				
Clapham Junction (CLJ) 10 d				2353				
Balham (BAL) 4 d				2357				
St Pancras International (STP) 15 d	2257		2312		2344			
Farringdon (ZFD) 3 d	2302		2317		2349			
City Thameslink (CTK) 3 d								
London Blackfriars (BFR) 3 d	2306		2321		2353			
Elephant & Castle (EPH) d	2310		2325		2357			
Loughborough Jn (LGJ) d	2315		2330		0002			
Herne Hill (HNH) 4 d	2320		2335		0006			
London Bridge (LBG) 4 d		2314				2355	0001	0025
South Bermondsey (SBM) d		2319				2359	0007	0029
Queens Rd Peckham (QRP) d		2322				0002	0010	0035
Peckham Rye (PMR) 4 d		2325				0006	0012	0038
East Dulwich (EDW) d		2328				0009	0015	0041
North Dulwich (NDL) d		2330				0011	0017	0043
Tulse Hill (TUH) 4 a	2324	2334	2339		0010	0017	0021	0047
Tulse Hill (TUH) 4 d	2326	2334	2340		0011	0018		0047
Streatham (STE) 4 d	2330	2338a	2344		0014	0023a		0051a
Tooting (TOO) d			2349		0019			
Haydons Road (HYR) d			2352		0022			
Wimbledon (WIM) 6 a			2354		0024			
Wimbledon (WIM) 6 d			2355		0025			
Wimbledon Chase (WBO) d			2358		0028			
South Merton (SMO) d			0001		0030			
Morden South (MDS) d			0004		0033			
St Helier (SIH) d			0006		0035			
Sutton Common (SUC) d			0008		0037			
West Sutton (WSU) d			0011		0040			
Mitcham Eastfields (MTC) d	2334			0004				
Mitcham Junction (MIJ) d	2337			0007				
Hackbridge (HCB) d	2340			0010				
Carshalton (CSH) d	2343			0013				
Sutton (Surrey) (SUO) 4 a	2347		0014	0017	0044			

NOTES (see introductory pages for explanation of train operator codes and standard symbols)

- a Arrival time
d Departure time
- A From Luton
D To East Croydon
F From St Albans City
J To Selhurst
K To Epsom
L To Norwood Junction
- SUM Sunday mornings

London to Wimbledon and Sutton via Streatham and Tulse Hill

Sundays

Operator Days of operation/Notes	SN A	SN A	SN B	SN A	SN B	SN A	SN B	TL	SN A	SN B	TL	SN A	SN B	TL	SN A	SN B	TL C	TL
London Victoria (VIC) 10 d	0640	0710		0740		0810			0840			0910			0940			
Clapham Junction (CLJ) 10 d	0647	0717		0747		0817			0847			0917			0947			
Balham (BAL) 4 d	0653	0723		0752		0823			0852			0922			0952			
St Pancras International (STP) 15 d																	0937	
Farringdon (ZFD) 3 d																	0941	
City Thameslink (CTK) 3 d																		
London Blackfriars (BFR) 3 d														0929			0946	0959
Elephant & Castle (EPH) d														0933			0951	1003
Loughborough Jn (LGJ) d														0938			0956	1008
Herne Hill (HNH) 4 d														0942			1004e	1012
London Bridge (LBG) 4 d			0718		0746		0817	0830		0847	0900		0914			0944		
South Bermondsey (SBM) d			0724		0753c		0824c			0853			0919			0949		
Queens Rd Peckham (QRP) d			0727		0756		0827			0856			0922			0952		
Peckham Rye (PMR) 4 d			0731		0800		0830	0839		0859	0909		0925			0955		
East Dulwich (EDW) d			0734		0803		0833			0902			0928			0958		
North Dulwich (NDL) d			0737		0806		0835			0904			0930			1000		
Tulse Hill (TUH) 4 a			0740		0809		0838	0845		0907	0915		0934	0946		1004	1009	1016
Tulse Hill (TUH) 4 d			0743		0813		0839	0847		0908	0917		0934	0947		1004	1009	1017
Streatham (STE) 4 d			0746a		0816a		0842a	0850		0911a	0920		0938a	0950		1008a	1013	1020
Tooting (TOO) d																	1018	
Haydons Road (HYR) d																	1021	
Wimbledon (WIM) 6 a																	1023	
Wimbledon (WIM) 6 d																	1024	
Wimbledon Chase (WBO) d																		
South Merton (SMO) d																		
Morden South (MDS) d																		
St Helier (SIH) d																		
Sutton Common (SUC) d																		
West Sutton (WSU) d																		
Mitcham Eastfields (MTC) d	0700	0730		0800		0830		0854	0859		0924	0929		0954	0959			1024
Mitcham Junction (MIJ) d	0703	0733		0803		0833		0857	0902		0927	0932		0957	1002			1027
Hackbridge (HCB) d	0706	0736		0806		0836		0900	0905		0930	0935		1000	1005			1030
Carshalton (CSH) d	0709	0738		0809		0838		0903	0908		0933	0938		1003	1008			1033
Sutton (Surrey) (SUO) 4 a	0712	0742		0812		0842		0906	0912		0936	0942		1006	1012			1036

NOTES (see introductory pages for explanation of train operator codes and standard symbols)

- a Arrival time
- d Departure time
- c Arrives 3 minutes earlier
- e Arrives 5 minutes earlier

- A To Dorking
- B To East Croydon
- C From Luton

London to Wimbledon and Sutton via Streatham and Tulse Hill

Sundays

Operator Days of operation/Notes	SN A	TL C	SN A	SN B	TL C	TL	SN A	SN B	TL C	TL	SN A	SN B	TL C	TL	SN A	SN B	TL C	TL
London Victoria (VIC)	1010		1038				1108				1138				1208			
Clapham Junction (CLJ)	1017		1045				1115				1145				1215			
Balham (BAL)	1022		1050				1120				1150				1220			
St Pancras International (STP)					1007				1037				1107				1137	1157
Farringdon (ZFD)					1011				1041				1111				1141	1201
City Thameslink (CTK)																		
London Blackfriars (BFR)					1016	1036			1046	1106			1116	1136			1146	1206
Elephant & Castle (EPH)					1021	1040			1051	1110			1121	1140			1151	1210
Loughborough Jn (LGJ)					1026	1045			1056	1115			1126	1145			1156	1215
Herne Hill (HNH)					1034e	1050			1104e	1119			1134e	1150			1204e	1220
London Bridge (LBG)				1014				1044				1114				1144		
South Bermondsey (SBM)				1019				1049				1119				1149		
Queens Rd Peckham (QRP)				1022				1052				1122				1152		
Peckham Rye (PMR)				1025				1055				1125				1155		
East Dulwich (EDW)				1028				1058				1128				1158		
North Dulwich (NDL)				1030				1100				1130				1200		
Tulse Hill (TUH)				1034	1039	1054		1104	1109	1124		1134	1139	1154		1204	1209	1224
Tulse Hill (TUH)				1034	1039	1057		1104	1109	1127		1134	1139	1157		1204	1209	1227
Streatham (STE)				1038a	1043	1101		1108a	1113	1131		1138a	1143	1201		1208a	1213	1231
Tooting (TOO)					1048				1119				1149				1219	
Haydens Road (HYR)					1051				1122				1152				1222	
Wimbledon (WIM)					1053				1124				1154				1224	
Wimbledon (WIM)			1024		1054				1125				1155				1225	
Wimbledon Chase (WBO)			1027		1057				1128				1158				1228	
South Merton (SMO)			1029		1059				1130				1200				1230	
Morden South (MDS)			1032		1102				1133				1203				1233	
St Helier (SIH)			1034		1104				1135				1205				1235	
Sutton Common (SUC)			1036		1106				1137				1207				1237	
West Sutton (WSU)			1040		1110				1140				1210				1240	
Mitcham Eastfields (MTC)	1029		1057			1105	1127				1135	1157		1205	1227			1235
Mitcham Junction (MIJ)	1032		1100			1108	1130				1138	1200		1208	1230			1238
Hackbridge (HCB)	1035		1103			1111	1133				1141	1203		1211	1233			1241
Carshalton (CSH)	1038		1106			1114	1136				1144	1206		1214	1236			1244
Sutton (Surrey) (SUO)	1042	1044	1110		1114	1117	1140		1144	1147	1210		1214	1217	1240		1244	1247

NOTES (see introductory pages for explanation of train operator codes and standard symbols)

- a Arrival time
- d Departure time
- e Arrives 5 minutes earlier

- A To Dorking
- B To East Croydon
- C From Luton

London to Wimbledon and Sutton via Streatham and Tulse Hill

Sundays

Operator Days of operation/Notes	SN	SN	TL	TL	SN	SN	TL	TL	SN	SN	TL	TL	SN	SN	TL	TL	SN	SN
	A	B	C		A	B	C	C	A	B	C	D	A	B	C	D	A	B
London Victoria (VIC)	1238				1308				1338				1408				1438	
Clapham Junction (CLJ)	1245				1315				1345				1415				1445	
Balham (BAL)	1250				1320				1350				1420				1450	
St Pancras International (STP)	15 d		1207	1227			1237	1257			1312	1327			1342	1357		
Farringdon (ZFD)	3 d		1211	1231			1241	1301			1316	1331			1346	1401		
City Thameslink (CTK)	3 d																	
London Blackfriars (BFR)	3 d		1216	1236			1246	1306			1321	1336			1351	1406		
Elephant & Castle (EPH)	d		1221	1240			1251	1310			1325	1340			1355	1410		
Loughborough Jn (LGJ)	d		1226	1245			1256	1315			1330	1345			1400	1415		
Herne Hill (HNH)	4 d		1234e	1250			1304e	1320			1334	1350			1404	1420		
London Bridge (LBG)	4 d	1214				1244				1314				1344				1414
South Bermondsey (SBM)	d	1219				1249				1319				1349				1419
Queens Rd Peckham (QRP)	d	1222				1252				1322				1352				1422
Peckham Rye (PMR)	4 d	1225				1255				1325				1355				1425
East Dulwich (EDW)	d	1228				1258				1328				1358				1428
North Dulwich (NDL)	d	1230				1300				1330				1400				1430
Tulse Hill (TUH)	4 a	1234	1239	1254		1304	1309	1324		1334	1339	1354		1404	1409	1424		1434
Tulse Hill (TUH)	4 d	1234	1239	1257		1304	1309	1327		1334	1339	1357		1404	1409	1427		1434
Streatham (STE)	4 d	1238a	1243	1301		1308a	1313	1331		1338a	1343	1401		1408a	1413	1431		1438a
Tooting (TOO)	d		1249				1319				1349				1419			
Haydons Road (HYR)	d		1252				1322				1352				1422			
Wimbledon (WIM)	6 a		1254				1324				1354				1424			
Wimbledon (WIM)	6 d		1255				1325				1355				1425			
Wimbledon Chase (WBO)	d		1258				1328				1358				1428			
South Merton (SMO)	d		1300				1330				1400				1430			
Morden South (MDS)	d		1303				1333				1403				1433			
St Helier (SIH)	d		1305				1335				1405				1435			
Sutton Common (SUC)	d		1307				1337				1407				1437			
West Sutton (WSU)	d		1310				1340				1410				1440			
Mitcham Eastfields (MTC)	d	1257		1305	1327			1335	1357			1405	1427			1435	1457	
Mitcham Junction (MIJ)	d	1300		1308	1330			1338	1400			1408	1430			1438	1500	
Hackbridge (HCB)	d	1303		1311	1333			1341	1403			1411	1433			1441	1503	
Carshalton (CSH)	d	1306		1314	1336			1344	1406			1414	1436			1444	1506	
Sutton (Surrey) (SUO)	4 a	1310		1314	1317	1340		1344	1347	1410		1414	1417	1440		1444	1447	1510

NOTES (see introductory pages for explanation of train operator codes and standard symbols)

- a Arrival time
d Departure time
e Arrives 5 minutes earlier

- A To Dorking
B To East Croydon
C From Luton
D From St Albans City

London to Wimbledon and Sutton via Streatham and Tulse Hill

Sundays

Operator Days of operation/Notes	TL	TL	SN	SN	TL	TL	SN	SN	TL	TL	SN	SN	TL	TL	SN	SN	TL	TL
	C	D	A	B	C	D	A	B	C	D	A	B	C	D	A	B	C	D
London Victoria (VIC) d			1508				1538				1608				1638			
Clapham Junction (CLJ) d			1515				1545				1615				1645			
Balham (BAL) d			1520				1550				1620				1650			
St Pancras International (STP) d	1412	1427			1442	1457			1512	1527			1542	1557			1612	1627
Farringdon (ZFD) d	1416	1431			1446	1501			1516	1531			1546	1601			1616	1631
City Thameslink (CTK) d																		
London Blackfriars (BFR) d	1421	1436			1451	1506			1521	1536			1551	1606			1621	1636
Elephant & Castle (EPH) d	1425	1440			1455	1510			1525	1540			1555	1610			1625	1640
Loughborough Jn (LGJ) d	1430	1445			1500	1515			1530	1545			1600	1615			1630	1645
Herne Hill (HNH) d	1434	1450			1504	1520			1534	1550			1604	1620			1634	1650
London Bridge (LBG) d				1444				1514				1544				1614		
South Bermondsey (SBM) d				1449				1519				1549				1619		
Queens Rd Peckham (QRP) d				1452				1522				1552				1622		
Peckham Rye (PMR) d				1455				1525				1555				1625		
East Dulwich (EDW) d				1458				1528				1558				1628		
North Dulwich (NDL) d				1500				1530				1600				1630		
Tulse Hill (TUH) a	1439	1454		1504	1509	1524		1534	1539	1554		1604	1609	1624		1634	1639	1654
Tulse Hill (TUH) d	1439	1457		1504	1509	1527		1534	1539	1557		1604	1609	1627		1634	1639	1657
Streatham (STE) d	1443	1501		1508a	1513	1531		1538a	1543	1601		1608a	1613	1631		1638a	1643	1701
Tooting (TOO) d	1449				1519				1549				1619				1649	
Haydens Road (HYR) d	1452				1522				1552				1622				1652	
Wimbledon (WIM) a	1454				1524				1554				1624				1654	
Wimbledon (WIM) d	1455				1525				1555				1625				1655	
Wimbledon Chase (WBO) d	1458				1528				1558				1628				1658	
South Merton (SMO) d	1500				1530				1600				1630				1700	
Morden South (MDS) d	1503				1533				1603				1633				1703	
St Helier (SIH) d	1505				1535				1605				1635				1705	
Sutton Common (SUC) d	1507				1537				1607				1637				1707	
West Sutton (WSU) d	1510				1540				1610				1640				1710	
Mitcham Eastfields (MTC) d		1505	1527			1535	1557			1605	1627			1635	1657			1705
Mitcham Junction (MIJ) d		1508	1530			1538	1600			1608	1630			1638	1700			1708
Hackbridge (HCB) d		1511	1533			1541	1603			1611	1633			1641	1703			1711
Carshalton (CSH) d		1514	1536			1544	1606			1614	1636			1644	1706			1714
Sutton (Surrey) (SUO) a	1514	1517	1540		1544	1547	1610		1614	1617	1640		1644	1647	1710		1714	1717

NOTES (see introductory pages for explanation of train operator codes and standard symbols)

- a Arrival time
- d Departure time
- A To Dorking
- B To East Croydon
- C From Luton
- D From St Albans City

London to Wimbledon and Sutton via Streatham and Tulse Hill

Sundays



















Operator Days of operation/Notes	SN	SN	TL	TL	SN	SN	TL	TL	SN	SN	TL	TL	SN	SN	TL	TL	SN	SN
	A	B	C	D	A	B	C	D	A	B	C	D	A	B	C	D	A	B
London Victoria (VIC) d	1708				1738				1808				1838				1908	
Clapham Junction (CLJ) d	1715				1745				1815				1845				1915	
Balham (BAL) d	1720				1750				1820				1850				1920	
St Pancras International (STP) d			1642	1657			1712	1727			1742	1757			1812	1827		
Farringdon (ZFD) d			1646	1701			1716	1731			1746	1801			1816	1831		
City Thameslink (CTK) d																		
London Blackfriars (BFR) d			1651	1706			1721	1736			1751	1806			1821	1836		
Elephant & Castle (EPH) d			1655	1710			1725	1740			1755	1810			1825	1840		
Loughborough Jn (LGJ) d			1700	1715			1730	1745			1800	1815			1830	1845		
Herne Hill (HNH) d			1704	1720			1734	1750			1804	1820			1834	1850		
London Bridge (LBG) d		1644				1714				1744				1814				1844
South Bermondsey (SBM) d		1649				1719				1749				1819				1849
Queens Rd Peckham (QRP) d		1652				1722				1752				1822				1852
Peckham Rye (PMR) d		1655				1725				1755				1825				1855
East Dulwich (EDW) d		1658				1728				1758				1828				1858
North Dulwich (NDL) d		1700				1730				1800				1830				1900
Tulse Hill (TUH) a		1704	1709	1724		1734	1739	1754		1804	1809	1824		1834	1839	1854		1904
Tulse Hill (TUH) d		1704	1709	1727		1734	1739	1757		1804	1809	1827		1834	1839	1857		1904
Streatham (STE) d		1708a	1713	1731		1738a	1743	1801		1808a	1813	1831		1838a	1843	1901		1908a
Tooting (TOO) d			1719				1749				1819				1849			
Haydons Road (HYR) d			1722				1752				1822				1852			
Wimbledon (WIM) a			1724				1754				1824				1854			
Wimbledon (WIM) d			1725				1755				1825				1855			
Wimbledon Chase (WBO) d			1728				1758				1828				1858			
South Merton (SMO) d			1730				1800				1830				1900			
Morden South (MDS) d			1733				1803				1833				1903			
St Helier (SIH) d			1735				1805				1835				1905			
Sutton Common (SUC) d			1737				1807				1837				1907			
West Sutton (WSU) d			1740				1810				1840				1910			
Mitcham Eastfields (MTC) d	1727			1735	1757			1805	1827			1835	1857			1905	1927	
Mitcham Junction (MIJ) d	1730			1738	1800			1808	1830			1838	1900			1908	1930	
Hackbridge (HCB) d	1733			1741	1803			1811	1833			1841	1903			1911	1933	
Carshalton (CSH) d	1736			1744	1806			1814	1836			1844	1906			1914	1936	
Sutton (Surrey) (SUO) a	1740		1744	1747	1810			1814	1817	1840		1844	1847	1910		1914	1917	1940

NOTES (see introductory pages for explanation of train operator codes and standard symbols)

- a Arrival time
d Departure time
- A To Dorking
B To East Croydon
C From Luton
D From St Albans City

London to Wimbledon and Sutton via Streatham and Tulse Hill

Sundays

Operator Days of operation/Notes	TL	TL	SN	SN	TL	TL	SN	SN	TL	TL	SN	SN	TL	TL	SN	SN	TL	TL
	C	D	A	B	C	D	A	B	C	D	E	B	C	D	A	B	C	D
London Victoria (VIC)  d			1938				2008				2038				2108			
Clapham Junction (CLJ)  d			1945				2015				2045				2115			
Balham (BAL)  d			1950				2021				2050				2120			
St Pancras International (STP)  d	1842	1857			1912	1927			1942	1957			2012	2027			2042	2057
Farringdon (ZFD)  d	1846	1901			1916	1931			1946	2001			2016	2031			2046	2101
City Thameslink (CTK)  d																		
London Blackfriars (BFR)  d	1851	1906			1921	1936			1951	2006			2021	2036			2051	2106
Elephant & Castle (EPH)  d	1855	1910			1925	1940			1955	2010			2025	2040			2055	2110
Loughborough Jn (LGJ) d	1900	1915			1930	1945			2000	2015			2030	2045			2100	2115
Herne Hill (HNH)  d	1904	1920			1934	1950			2004	2020			2034	2050			2104	2120
London Bridge (LBG)  d				1914				1944				2014				2044		
South Bermondsey (SBM) d				1919				1949				2019				2049		
Queens Rd Peckham (QRP) d				1922				1952				2022				2052		
Peckham Rye (PMR)  d				1925				1955				2025				2055		
East Dulwich (EDW) d				1928				1958				2028				2058		
North Dulwich (NDL) d				1930				2000				2030				2100		
Tulse Hill (TUH)  a	1909	1924		1934	1939	1954		2004	2009	2024		2034	2039	2054		2104	2109	2124
Tulse Hill (TUH)  d	1909	1927		1934	1939	1957		2004	2009	2027		2034	2039	2057		2104	2109	2127
Streatham (STE)  d	1913	1931		1938a	1943	2001		2008a	2013	2031		2038a	2043	2101		2108a	2113	2131
Tooting (TOO) d	1919			1949					2019				2049				2119	
Haydens Road (HYR) d	1922			1952					2022				2052				2122	
Wimbledon (WIM)  a	1924			1954					2024				2054				2124	
Wimbledon (WIM)  d	1925			1955					2025				2055				2125	
Wimbledon Chase (WBO) d	1928			1958					2028				2058				2128	
South Merton (SMO) d	1930			2000					2030				2100				2130	
Morden South (MDS) d	1933			2003					2033				2103				2133	
St Helier (SIH) d	1935			2005					2035				2105				2135	
Sutton Common (SUC) d	1937			2007					2037				2107				2137	
West Sutton (WSU) d	1940			2010					2040				2110				2140	
Mitcham Eastfields (MTC) d		1935	1957			2005	2028			2035	2057			2105	2127			2135
Mitcham Junction (MIJ)  d		1938	2000			2008	2031			2038	2100			2108	2130			2138
Hackbridge (HCB) d		1941	2003			2011	2034			2041	2103			2111	2133			2141
Carshalton (CSH) d		1944	2006			2014	2036			2044	2106			2114	2136			2144
Sutton (Surrey) (SUO)  a	1944	1947	2010		2014	2017	2040		2044	2047	2110		2114	2117	2140		2144	2147

NOTES (see introductory pages for explanation of train operator codes and standard symbols)

- a Arrival time
- d Departure time
- A To Dorking
- B To East Croydon
- C From Luton
- D From St Albans City
- E To Epsom

London to Wimbledon and Sutton via Streatham and Tulse Hill

Sundays












Operator Days of operation/Notes	SN	SN	TL	TL	SN	SN	TL	SN	SN	SN	SN	SN
	E	B	C	D	A	B	C	B	E	B	A	B
London Victoria (VIC) d	2138				2211				2241		2311	
Clapham Junction (CLJ) d	2145				2218				2249		2319	
Balham (BAL) d	2150				2223				2253		2323	
St Pancras International (STP) d			2112	2127			2142					
Farringdon (ZFD) d			2116	2131			2146					
City Thameslink (CTK) d												
London Blackfriars (BFR) d			2121	2136			2151					
Elephant & Castle (EPH) d			2125	2140			2155					
Loughborough Jn (LGJ) d			2130	2145			2200					
Herne Hill (HNH) d			2134	2150			2204					
London Bridge (LBG) d		2114				2144		2214		2244		2317
South Bermondsey (SBM) d		2119				2149		2219		2249		2323
Queens Rd Peckham (QRP) d		2122				2152		2222		2252		2327
Peckham Rye (PMR) d		2125				2155		2225		2255		2330
East Dulwich (EDW) d		2128				2158		2228		2258		2334
North Dulwich (NDL) d		2130				2200		2230		2300		2337
Tulse Hill (TUH) a		2134	2139	2154		2204	2209	2234		2304		2340
Tulse Hill (TUH) d		2134	2139	2157		2204	2209	2234		2304		2343
Streatham (STE) d		2138a	2143	2201		2208a	2213	2238a		2308a		2346a
Tooting (TOO) d			2149				2219					
Haydens Road (HYR) d			2152				2222					
Wimbledon (WIM) a			2154				2224					
Wimbledon (WIM) d			2155				2225					
Wimbledon Chase (WBO) d			2158				2228					
South Merton (SMO) d			2200				2230					
Morden South (MDS) d			2203				2233					
St Helier (SIH) d			2205				2235					
Sutton Common (SUC) d			2207				2237					
West Sutton (WSU) d			2210				2240					
Mitcham Eastfields (MTC) d	2157			2205	2230				2300		2330	
Mitcham Junction (MIJ) d	2200			2208	2233				2303		2333	
Hackbridge (HCB) d	2203			2211	2236				2306		2336	
Carshalton (CSH) d	2206			2214	2239				2309		2339	
Sutton (Surrey) (SUO) a	2210		2214	2217	2243		2244		2313		2343	

NOTES (see introductory pages for explanation of train operator codes and standard symbols)

- a Arrival time
d Departure time
- A To Dorking
B To East Croydon
C From Luton
D From St Albans City
E To Epsom

Sutton and Wimbledon to London via Streatham and Tulse Hill

Mondays to Fridays

Operator Days of operation/Notes	SN	TL	SN	TL	SN	SN	TL	SN	TL	SN	SN	TL	SN	TL	SN	SN	SN
	A	B	C	B	A	D	B	C	B	E	F	B	G	B	E	H	J
Sutton (Surrey) (SUO) 4 d		0546		0549		0612	0616		0619		0642	0646		0649		0700	0702
Carshalton (CSH) d		0549				0615	0619				0645	0649					0705
Hackbridge (HCB) d		0552				0618	0622				0648	0652					
Mitcham Junction (MIJ)  d		0555				0621	0625				0651	0655					
Mitcham Eastfields (MTC) d		0558				0624	0628				0654	0658					
West Sutton (WSU) d				0552					0622					0652			
Sutton Common (SUC) d				0554					0624					0654			
St Helier (SIH) d				0557					0627					0657			
Morden South (MDS) d				0559					0629					0659			
South Merton (SMO) d				0601					0631					0701			
Wimbledon Chase (WBO) d				0603					0633					0703			
Wimbledon (WIM)  6 a				0606					0636					0706			
Wimbledon (WIM)  6 d				0607					0637					0707			
Haydens Road (HYR) d				0610					0640					0710			
Tooting (TOO) d				0613					0643					0713			
Streatham (STE) 4 d		0603	0613	0618		0633	0643	0648			0703	0713	0718			0743	
Tulse Hill (TUH) 4 a		0607	0617	0622		0637	0647	0652			0707	0717	0722			↪	
Tulse Hill (TUH) 4 d	0602	0608	0617	0623	0632		0638	0647	0653	0702		0708	0717	0723	0732		
North Dulwich (NDL) d	0606		0621		0636			0651		0706			0721		0736		
East Dulwich (EDW) d	0608		0623		0638			0653		0708			0723		0738		
Peckham Rye (PMR) 4 d	0611		0626		0641			0656		0711			0726		0741		
Queens Rd Peckham (QRP) d	0613		0628		0643			0658		0713			0728		0743		
South Bermondsey (SBM) d	0616		0631		0646			0701		0716			0731		0746		
London Bridge (LBG)  4 a	0621		0636		0651			0706		0721			0736		0751		
Herne Hill (HNH) 4 d		0612		0627			0642	0657			0712		0727				
Loughborough Jn (LGJ) d		0615		0630			0645	0700			0715		0730				
Elephant & Castle (EPH)  d		0619		0634			0649	0704			0719		0734				
London Blackfriars (BFR)  3 a		0624		0639			0654	0709			0724		0739				
City Thameslink (CTK) 3 a		0626		0641			0656	0711			0726		0741				
Farringdon (ZFD)  3 a		0628		0643			0658	0713			0728		0743				
St Pancras International (STP)   15 a		0633		0648			0703	0718			0733		0748				
Balham (BAL)  4 a						0633					0703						
Clapham Junction (CLJ) 10 a						0637					0707						0723
London Victoria (VIC)  10 a						0645					0715						0733

NOTES (see introductory pages for explanation of train operator codes and standard symbols)

- a Arrival time
d Departure time
- A From Crystal Palace
B To St Albans City
C From Selhurst
D From Dorking
E From Beckenham Junction
F From Horsham
G From East Croydon
H Also calls at Wallington, West Croydon, Selhurst, Thornton Heath, Norbury and Streatham Common
J From Epsom

Sutton and Wimbledon to London via Streatham and Tulse Hill

Mondays to Fridays

Operator Days of operation/Notes	SN	TL	SN	TL	SN	SN	SN	TL	SN	TL	SN	SN	SN	TL	SN	TL		
	F	B	H	B	E	J	D	B	G	B	J	N	E	F	B	C	B	
Sutton (Surrey) (SUO) 4 d	0712	0716		0719		0732	0742	0746		0749	0802	0807		0812	0816		0819	
Carshalton (CSH) d	0715	0719				0735	0745	0749			0805	0811		0815	0819			
Hackbridge (HCB) d	0718	0722				0738	0748	0752			0808	0814		0818	0822			
Mitcham Junction (MIJ) d	0721	0725				0742	0751	0755			0811	0817		0821	0825			
Mitcham Eastfields (MTC) d	0724	0728				0745	0754	0758			0815	0820		0824	0828			
West Sutton (WSU) d				0722						0752							0822	
Sutton Common (SUC) d				0724						0754							0824	
St Helier (SIH) d				0727						0757							0827	
Morden South (MDS) d				0729						0759							0829	
South Merton (SMO) d				0731						0801							0831	
Wimbledon Chase (WBO) d				0733						0803							0833	
Wimbledon (WIM) 6 a				0736						0806							0836	
Wimbledon (WIM) 6 d				0737						0807							0837	
Haydens Road (HYR) d				0740						0810							0840	
Tooting (TOO) d				0743						0813							0843	
Streatham (STE) 4 d		0733	0743	0748				0803	0813	0818		0824				0833	0843	0848
Tulse Hill (TUH) 4 a		0737	0747	0752				0807	0817	0822		0828				0837	0847	0852
Tulse Hill (TUH) 4 d		0738	0747	0753	0802			0808	0817	0823		0829	0832		0838	0847	0853	
North Dulwich (NDL) d			0751		0806				0821			0832	0836				0851	
East Dulwich (EDW) d			0753		0808				0823			0834	0838				0853	
Peckham Rye (PMR) 4 d			0756		0811				0826			0837	0841				0856	
Queens Rd Peckham (QRP) d			0758		0813				0828			0839	0843				0858	
South Bermondsey (SBM) d			0801		0816				0831			0843	0846				0902	
London Bridge (LBG) 4 a			0806		0821				0836			0849	0851				0908	
Herne Hill (HNH) 4 d		0742		0757				0812		0827						0842	0857	
Loughborough Jn (LGJ) d		0745		0800				0815		0830						0845	0900	
Elephant & Castle (EPH) d		0749		0804				0819		0834						0849	0904	
London Blackfriars (BFR) 3 a		0754		0809				0824		0839						0854	0909	
City Thameslink (CTK) 3 a		0756		0811				0826		0841						0856	0911	
Farringdon (ZFD) 3 a		0758		0813				0828		0843						0858	0913	
St Pancras International (STP) 15 a		0803		0818				0833		0848						0903	0918	
Balham (BAL) 4 a	0732						0802								0832			
Clapham Junction (CLJ) 10 a	0737					0757	0807				0828			0838				
London Victoria (VIC) 10 a	0746					0806	0817				0836			0845				

NOTES (see introductory pages for explanation of train operator codes and standard symbols)

- a Arrival time
d Departure time
- B To St Albans City
C From Selhurst
D From Dorking
E From Beckenham Junction
F From Horsham
G From East Croydon
H Also calls at Wallington, West Croydon, Selhurst, Thornton Heath, Norbury and Streatham Common
J From Epsom

Sutton and Wimbledon to London via Streatham and Tulse Hill

Mondays to Fridays

Operator Days of operation/Notes	SN	SN	TL	SN	TL	SN	SN	TL	SN	TL	SN	SN	TL	SN	TL	SN	SN
	E	D	B	G	B	E	F	B	G	B	E	D	B	G	B	E	F
Sutton (Surrey) (SUO) 4 d		0842	0846		0849		0912	0916		0919		0942	0946		0949		1012
Carshalton (CSH) d		0845	0849				0915	0919				0945	0949				1015
Hackbridge (HCB) d		0848	0852				0918	0922				0948	0952				1018
Mitcham Junction (MIJ) d		0851	0855				0921	0925				0951	0955				1021
Mitcham Eastfields (MTC) d		0854	0858				0924	0928				0954	0958				1024
West Sutton (WSU) d					0852					0922						0952	
Sutton Common (SUC) d					0854					0924						0954	
St Helier (SIH) d					0857					0927						0957	
Morden South (MDS) d					0859					0929						0959	
South Merton (SMO) d					0901					0931						1001	
Wimbledon Chase (WBO) d					0903					0933						1003	
Wimbledon (WIM) 6 a					0906					0936						1006	
Wimbledon (WIM) 6 d					0907					0937						1007	
Haydens Road (HYR) d					0910					0940						1010	
Tooting (TOO) d					0913					0943						1013	
Streatham (STE) 4 d			0903	0912	0918			0933	0943	0948			1003	1013		1018	
Tulse Hill (TUH) 4 a			0907	0916	0922			0937	0947	0952			1007	1017		1022	
Tulse Hill (TUH) 4 d	0902		0908	0917	0923	0933		0938	0947	0953	1002		1008	1017	1023	1033	
North Dulwich (NDL) d	0906			0921		0936			0951		1006			1021		1036	
East Dulwich (EDW) d	0908			0923		0938			0953		1008			1023		1038	
Peckham Rye (PMR) 4 d	0911			0926		0941			0956		1011			1026		1041	
Queens Rd Peckham (QRP) d	0913			0928		0943			0958		1013			1028		1043	
South Bermondsey (SBM) d	0916			0931		0946			1001		1016			1031		1046	
London Bridge (LBG) 4 a	0921			0936		0951			1006		1021			1036		1051	
Herne Hill (HNH) 4 d			0912		0927			0942		0957			1012		1027		
Loughborough Jn (LGJ) d			0915		0930			0945		1000			1015		1030		
Elephant & Castle (EPH) d			0919		0934			0949		1004			1019		1034		
London Blackfriars (BFR) 3 a			0924		0939			0954		1009			1024		1039		
City Thameslink (CTK) 3 a			0926		0941			0956		1011			1026		1041		
Farringdon (ZFD) 3 a			0928		0943			0958		1013			1028		1043		
St Pancras International (STP) 15 a			0933		0948			1003		1018			1033		1048		
Balham (BAL) 4 a		0903				0933					1003						1033
Clapham Junction (CLJ) 10 a		0908				0938					1007						1038
London Victoria (VIC) 10 a		0919				0949					1017						1045

NOTES (see introductory pages for explanation of train operator codes and standard symbols)

- a Arrival time
d Departure time
- B To St Albans City
D From Dorking
E From Beckenham Junction
F From Horsham
G From East Croydon

Sutton and Wimbledon to London via Streatham and Tulse Hill

Mondays to Fridays

Operator Days of operation/Notes	TL	SN	TL	SN	SN	TL	SN	TL	SN	SN	TL	SN	TL	SN	SN	TL	SN
	B	G	B	E	D	B	G	B	E	F	B	G	B	E	D	B	G
Sutton (Surrey) (SUO) 4 d	1016		1019		1042	1046		1049		1112	1116		1119		1142	1146	
Carshalton (CSH) d	1019				1045	1049				1115	1119				1145	1149	
Hackbridge (HCB) d	1022				1048	1052				1118	1122				1148	1152	
Mitcham Junction (MIJ) d	1025				1051	1055				1121	1125				1151	1155	
Mitcham Eastfields (MTC) d	1028				1054	1058				1124	1128				1154	1158	
West Sutton (WSU) d			1022					1052					1122				
Sutton Common (SUC) d			1024					1054					1124				
St Helier (SIH) d			1027					1057					1127				
Morden South (MDS) d			1029					1059					1129				
South Merton (SMO) d			1031					1101					1131				
Wimbledon Chase (WBO) d			1033					1103					1133				
Wimbledon (WIM) 6 a			1036					1106					1136				
Wimbledon (WIM) 6 d			1037					1107					1137				
Haydens Road (HYR) d			1040					1110					1140				
Tooting (TOO) d			1043					1113					1143				
Streatham (STE) 4 d	1033	1043	1048			1103	1113	1118			1133	1143	1148			1203	1213
Tulse Hill (TUH) 4 a	1037	1047	1052			1107	1117	1122			1137	1147	1152			1207	1217
Tulse Hill (TUH) 4 d	1038	1047	1053	1102		1108	1117	1123	1134		1138	1147	1153	1202		1208	1219
North Dulwich (NDL) d		1051		1106			1121		1137			1151		1206			1222
East Dulwich (EDW) d		1053		1108			1123		1139			1153		1208			1224
Peckham Rye (PMR) 4 d		1056		1111			1126		1143			1156		1211			1227
Queens Rd Peckham (QRP) d		1058		1113			1128		1145			1158		1213			1229
South Bermondsey (SBM) d		1101		1116			1131		1147			1201		1216			1232
London Bridge (LBG) 4 a		1106		1121			1136		1152			1206		1221			1237
Herne Hill (HMH) 4 d	1042		1057			1112		1127			1142		1157			1212	
Loughborough Jn (LGJ) d	1045		1100			1115		1130			1145		1200			1215	
Elephant & Castle (EPH) d	1049		1104			1119		1134			1149		1204			1219	
London Blackfriars (BFR) 3 a	1054		1109			1124		1139			1154		1209			1224	
City Thameslink (CTK) 3 a	1056		1111			1126		1141			1156		1211			1226	
Farringdon (ZFD) 3 a	1058		1113			1128		1143			1158		1213			1228	
St Pancras International (STP) 15 a	1103		1118			1133		1148			1203		1218			1233	
Balham (BAL) 4 a					1103					1133					1203		
Clapham Junction (CLJ) 10 a					1107					1137					1208		
London Victoria (VIC) 10 a					1115					1145					1215		

NOTES (see introductory pages for explanation of train operator codes and standard symbols)

- a Arrival time
d Departure time
- B To St Albans City
D From Dorking
E From Beckenham Junction
F From Horsham
G From East Croydon

Sutton and Wimbledon to London via Streatham and Tulse Hill

Mondays to Fridays

Operator Days of operation/Notes	TL	SN	SN	TL	SN	TL	SN	SN	TL	SN	TL	SN	TL	SN	TL	SN	TL	SN
	B	E	F	B	G	B	E	D	B	G	B	E	B	E	B	G	B	E
Sutton (Surrey) (SUO) 4 d	1149		1212	1216		1219		1242	1246		1249		1312	1316		1319		
Carshalton (CSH) d			1215	1219				1245	1249				1315	1319				
Hackbridge (HCB) d			1218	1222				1248	1252				1318	1322				
Mitcham Junction (MIJ) d			1221	1225				1251	1255				1321	1325				
Mitcham Eastfields (MTC) d			1224	1228				1254	1258				1324	1328				
West Sutton (WSU) d	1152					1222					1252						1322	
Sutton Common (SUC) d	1154					1224					1254						1324	
St Helier (SIH) d	1157					1227					1257						1327	
Morden South (MDS) d	1159					1229					1259						1329	
South Merton (SMO) d	1201					1231					1301						1331	
Wimbledon Chase (WBO) d	1203					1233					1303						1333	
Wimbledon (WIM) 6 a	1206					1236					1306						1336	
Wimbledon (WIM) 6 d	1207					1237					1307						1337	
Haydens Road (HYR) d	1210					1240					1310						1340	
Tooting (TOO) d	1213					1243					1313						1343	
Streatham (STE) 4 d	1218			1233	1243	1248			1303	1313	1318			1333	1343	1348		
Tulse Hill (TUH) 4 a	1222			1237	1247	1252			1307	1317	1322			1337	1347	1352		
Tulse Hill (TUH) 4 d	1223	1232		1238	1247	1253	1302		1308	1317	1323	1332		1338	1347	1353	1403	
North Dulwich (NDL) d		1236			1251		1306			1321		1336			1351		1406	
East Dulwich (EDW) d		1238			1253		1308			1323		1338			1353		1408	
Peckham Rye (PMR) 4 d		1241			1256		1311			1326		1341			1356		1411	
Queens Rd Peckham (QRP) d		1243			1258		1313			1328		1343			1358		1413	
South Bermondsey (SBM) d		1246			1301		1316			1331		1346			1401		1416	
London Bridge (LBG) 4 a		1251			1306		1321			1336		1351			1406		1421	
Herne Hill (HNH) 4 d	1227			1242		1257			1312		1327			1342		1357		
Loughborough Jn (LGJ) d	1230			1245		1300			1315		1330			1345		1400		
Elephant & Castle (EPH) d	1234			1249		1304			1319		1334			1349		1404		
London Blackfriars (BFR) 3 a	1239			1254		1309			1324		1339			1354		1409		
City Thameslink (CTK) 3 a	1241			1256		1311			1326		1341			1356		1411		
Farringdon (ZFD) 3 a	1243			1258		1313			1328		1343			1358		1413		
St Pancras International (STP) 15 a	1248			1303		1318			1333		1348			1403		1418		
Balham (BAL) 4 a			1233					1303						1333				
Clapham Junction (CLJ) 10 a			1237					1307						1338				
London Victoria (VIC) 10 a			1247					1315						1345				

NOTES (see introductory pages for explanation of train operator codes and standard symbols)

- a Arrival time
d Departure time
- B To St Albans City
D From Dorking
E From Beckenham Junction
F From Horsham
G From East Croydon

Sutton and Wimbledon to London via Streatham and Tulse Hill

Mondays to Fridays

Operator Days of operation/Notes	SN	TL	SN	TL	SN	SN	TL	SN	TL	SN	SN	TL	SN	TL	SN	TL	SN	TL
	D	B	G	B	E	F	B	G	B	E	D	B	G	B	E	B	F	B
Sutton (Surrey) (SUO) 4 d	1342	1346		1349		1412	1416		1419		1442	1446		1449		1512	1516	
Carshalton (CSH) d	1345	1349				1415	1419				1445	1449				1515	1519	
Hackbridge (HCB) d	1348	1352				1418	1422				1448	1452				1518	1522	
Mitcham Junction (MIJ) d	1351	1355				1421	1425				1451	1455				1521	1525	
Mitcham Eastfields (MTC) d	1354	1358				1424	1428				1454	1458				1524	1528	
West Sutton (WSU) d				1352					1422							1452		
Sutton Common (SUC) d				1354					1424							1454		
St Helier (SIH) d				1357					1427							1457		
Morden South (MDS) d				1359					1429							1459		
South Merton (SMO) d				1401					1431							1501		
Wimbledon Chase (WBO) d				1403					1433							1503		
Wimbledon (WIM) 6 a				1406					1436							1506		
Wimbledon (WIM) 6 d				1407					1437							1507		
Haydens Road (HYR) d				1410					1440							1510		
Tooting (TOO) d				1413					1443							1513		
Streatham (STE) 4 d		1403	1413	1418			1433	1443	1448			1503	1513	1518				1533
Tulse Hill (TUH) 4 a		1407	1417	1422			1437	1447	1452			1507	1517	1522				1537
Tulse Hill (TUH) 4 d		1408	1417	1423	1432		1438	1447	1453	1503		1508	1517	1523	1532			1538
North Dulwich (NDL) d			1421		1436			1451		1506			1521		1536			
East Dulwich (EDW) d			1423		1438			1453		1508			1523		1538			
Peckham Rye (PMR) 4 d			1426		1441			1456		1511			1526		1541			
Queens Rd Peckham (QRP) d			1428		1443			1458		1513			1528		1543			
South Bermondsey (SBM) d			1431		1446			1501		1516			1531		1546			
London Bridge (LBG) 4 a			1436		1452			1506		1521			1536		1551			
Herne Hill (HNH) 4 d		1412		1427			1442		1457			1512		1527				1542
Loughborough Jn (LGJ) d		1415		1430			1445		1500			1515		1530				1545
Elephant & Castle (EPH) d		1419		1434			1449		1504			1519		1534				1549
London Blackfriars (BFR) 3 a		1424		1439			1454		1509			1524		1539				1554
City Thameslink (CTK) 3 a		1426		1441			1456		1511			1526		1541				1556
Farringdon (ZFD) 3 a		1428		1443			1458		1513			1528		1543				1558
St Pancras International (STP) 15 a		1433		1448			1503		1518			1533		1548				1603
Balham (BAL) 4 a	1403					1433					1503						1533	
Clapham Junction (CLJ) 10 a	1407					1437					1507						1537	
London Victoria (VIC) 10 a	1415					1445					1515						1545	

NOTES (see introductory pages for explanation of train operator codes and standard symbols)

- a Arrival time
d Departure time
- B To St Albans City
D From Dorking
E From Beckenham Junction
F From Horsham
G From East Croydon

Sutton and Wimbledon to London via Streatham and Tulse Hill

Mondays to Fridays

Operator Days of operation/Notes	SN	TL	SN	SN	TL	SN	TL	SN	SN	TL	SN	TL	SN	SN	TL	SN	TL
	G	B	E	D	B	G	B	E	F	B	G	B	E	D	B	G	B
Sutton (Surrey) (SUO) 4 d		1519		1542	1546		1549		1612	1616		1619		1642	1646		1649
Carshalton (CSH) d				1545	1549				1615	1619				1645	1649		
Hackbridge (HCB) d				1548	1552				1618	1622				1648	1652		
Mitcham Junction (MIJ) d				1551	1555				1621	1625				1651	1655		
Mitcham Eastfields (MTC) d				1554	1558				1624	1628				1654	1658		
West Sutton (WSU) d		1522					1552					1622					1652
Sutton Common (SUC) d		1524					1554					1624					1654
St Helier (SIH) d		1527					1557					1627					1657
Morden South (MDS) d		1529					1559					1629					1659
South Merton (SMO) d		1531					1601					1631					1701
Wimbledon Chase (WBO) d		1533					1603					1633					1703
Wimbledon (WIM) 6 a		1536					1606					1636					1706
Wimbledon (WIM) 6 d		1537					1607					1637					1707
Haydens Road (HYR) d		1540					1610					1640					1710
Tooting (TOO) d		1543					1613					1643					1713
Streatham (STE) 4 d	1543	1548		1603	1613	1618			1633	1643		1648			1703	1713	1718
Tulse Hill (TUH) 4 a	1547	1552		1607	1617	1622			1637	1647	1652			1707	1716	1722	
Tulse Hill (TUH) 4 d	1547	1553	1602		1608	1617	1623	1632		1638	1647	1653	1702		1708	1717	1723
North Dulwich (NDL) d	1551		1606			1621		1636			1651		1706			1721	
East Dulwich (EDW) d	1553		1608			1623		1638			1653		1708			1723	
Peckham Rye (PMR) 4 d	1556		1611			1626		1641			1656		1711			1726	
Queens Rd Peckham (QRP) d	1558		1613			1628		1643			1658		1713			1728	
South Bermondsey (SBM) d	1601		1616			1631		1646			1701		1716			1731	
London Bridge (LBG) 4 a	1606		1621			1636		1651			1706		1721			1736	
Herne Hill (HNH) 4 d		1557			1612		1627			1642		1657			1712		1727
Loughborough Jn (LGJ) d		1600			1615		1630			1645		1700			1715		1730
Elephant & Castle (EPH) d		1604			1619		1634			1649		1704			1719		1734
London Blackfriars (BFR) 3 a		1609			1624		1639			1654		1709			1724		1739
City Thameslink (CTK) 3 a		1611			1626		1641			1656		1711			1726		1741
Farringdon (ZFD) 3 a		1613			1628		1643			1658		1713			1728		1743
St Pancras International (STP) 15 a		1618			1633		1648			1703		1718			1733		1748
Balham (BAL) 4 a				1603					1632					1702			
Clapham Junction (CLJ) 10 a				1607					1637					1706			
London Victoria (VIC) 10 a				1615					1645					1714			

NOTES (see introductory pages for explanation of train operator codes and standard symbols)

- a Arrival time
d Departure time
- B To St Albans City
D From Dorking
E From Beckenham Junction
F From Horsham
G From East Croydon

Sutton and Wimbledon to London via Streatham and Tulse Hill

Mondays to Fridays

Operator Days of operation/Notes	SN	SN	SN	TL	SN	TL	SN	SN	TL	SN	TL	SN	SN	TL	SN	SN	TL	SN	TL	SN	
	K	E	F	B	G	B	E	D	B	G	B	E	F	B	G	F	B	G	B	E	
Sutton (Surrey) (SUO) 4 d			1712	1716		1719		1742	1746		1749		1812	1816		1819					
Carshalton (CSH) d			1715	1719				1745	1749				1815	1819							
Hackbridge (HCB) d			1718	1722				1748	1752				1818	1822							
Mitcham Junction (MIJ) d			1721	1725				1751	1755				1821	1825							
Mitcham Eastfields (MTC) d			1724	1728				1754	1758				1824	1828							
West Sutton (WSU) d						1722					1752									1822	
Sutton Common (SUC) d						1724					1754									1824	
St Helier (SIH) d						1727					1757									1827	
Morden South (MDS) d						1729					1759									1829	
South Merton (SMO) d						1731					1801									1831	
Wimbledon Chase (WBO) d						1733					1803									1833	
Wimbledon (WIM) 6 a						1736					1806									1836	
Wimbledon (WIM) 6 d						1737					1807									1837	
Haydens Road (HYR) d						1740					1810									1840	
Tooting (TOO) d						1743					1813									1843	
Streatham (STE) 4 d				1733	1743	1748			1803	1813	1818			1833	1843	1848					
Tulse Hill (TUH) 4 a				1737	1747	1752			1807	1817	1822			1837	1847	1852					
Tulse Hill (TUH) 4 d	1725	1732		1738	1748	1753	1802		1808	1817	1823	1832		1838	1847	1853	1902				
North Dulwich (NDL) d	1728	1736			1751		1806			1821		1836			1851		1906				
East Dulwich (EDW) d	1730	1738			1753		1808			1823		1838			1853		1908				
Peckham Rye (PMR) 4 d	1734	1741			1756		1811			1826		1841			1856		1911				
Queens Rd Peckham (QRP) d	1736	1743			1758		1813			1828		1843			1858		1913				
South Bermondsey (SBM) d		1746			1801		1816			1831		1846			1901		1916				
London Bridge (LBG) 4 a	1743	1751			1806		1821			1836		1851			1906		1921				
Herne Hill (HNH) 4 d				1742		1757			1812		1827			1842		1857					
Loughborough Jn (LGJ) d				1745		1800			1815		1830			1845		1900					
Elephant & Castle (EPH) d				1749		1804			1819		1834			1849		1904					
London Blackfriars (BFR) 3 a				1754		1809			1824		1839			1854		1909					
City Thameslink (CTK) 3 a				1756		1811			1826		1841			1856		1911					
Farringdon (ZFD) 3 a				1758		1813			1828		1843			1858		1913					
St Pancras International (STP) 15 a				1803		1818			1833		1848			1903		1918					
Balham (BAL) 4 a			1733					1803					1833								
Clapham Junction (CLJ) 10 a			1738					1808					1838								
London Victoria (VIC) 10 a			1746					1819					1849								

NOTES (see introductory pages for explanation of train operator codes and standard symbols)

- a Arrival time
d Departure time
- B To St Albans City
D From Dorking
E From Beckenham Junction
F From Horsham
G From East Croydon
K From Streatham Hill

Sutton and Wimbledon to London via Streatham and Tulse Hill

Mondays to Fridays

Operator Days of operation/Notes	SN	TL	SN	TL	SN	SN	TL	SN	TL	SN	SN	TL	SN	TL	SN	TL	SN	TL
	D	B	G	B	E	F	B	G	B	E	D	B	G	B	E	F	B	B
Sutton (Surrey) (SUO) 4 d	1842	1846		1849		1912	1916		1919		1942	1946		1949		2012	2016	
Carshalton (CSH) d	1845	1849				1915	1919				1945	1949				2015	2019	
Hackbridge (HCB) d	1848	1852				1918	1922				1948	1952				2018	2022	
Mitcham Junction (MIJ) d	1851	1855				1921	1925				1951	1955				2021	2025	
Mitcham Eastfields (MTC) d	1854	1858				1924	1928				1954	1958				2024	2028	
West Sutton (WSU) d				1852					1922							1952		
Sutton Common (SUC) d				1854					1924							1954		
St Helier (SIH) d				1857					1927							1957		
Morden South (MDS) d				1859					1929							1959		
South Merton (SMO) d				1901					1931							2001		
Wimbledon Chase (WBO) d				1903					1933							2003		
Wimbledon (WIM) d				1906					1936							2006		
Wimbledon (WIM) d				1907					1937							2007		
Haydens Road (HYR) d				1910					1940							2010		
Tooting (TOO) d				1913					1943							2013		
Streatham (STE) 4 d		1903	1913	1918			1933	1943	1948			2003	2013	2018				2033
Tulse Hill (TUH) 4 a		1907	1917	1922			1937	1947	1952			2007	2017	2022				2037
Tulse Hill (TUH) 4 d		1908	1917	1923	1932		1938	1947	1953	2002		2008	2017	2023	2032			2038
North Dulwich (NDL) d			1921		1936			1951		2006		2021		2036				
East Dulwich (EDW) d			1923		1938			1953		2008		2023		2038				
Peckham Rye (PMR) 4 d			1926		1941			1956		2011		2026		2041				
Queens Rd Peckham (QRP) d			1928		1943			1958		2013		2028		2043				
South Bermondsey (SBM) d			1931		1946			2001		2016		2031		2046				
London Bridge (LBG) 4 a			1936		1951			2006		2021		2036		2051				
Herne Hill (HMH) 4 d		1912		1927			1942		1957			2012		2027				2042
Loughborough Jn (LGJ) d		1915		1930			1945		2000			2015		2030				2045
Elephant & Castle (EPH) d		1919		1934			1949		2004			2019		2034				2049
London Blackfriars (BFR) 3 a		1924		1939			1954		2009			2024		2039				2054
City Thameslink (CTK) 3 a		1926		1941			1956		2011			2026		2041				2056
Farringdon (ZFD) 3 a		1928		1943			1958		2013			2028		2043				2058
St Pancras International (STP) 15 a		1933		1948			2003		2018			2033		2048				2103
Balham (BAL) 4 a	1903					1933					2003						2033	
Clapham Junction (CLJ) 10 a	1907					1937					2007						2037	
London Victoria (VIC) 10 a	1915					1945					2017						2045	

NOTES (see introductory pages for explanation of train operator codes and standard symbols)

- a Arrival time
d Departure time
- B To St Albans City
D From Dorking
E From Beckenham Junction
F From Horsham
G From East Croydon

Sutton and Wimbledon to London via Streatham and Tulse Hill

Mondays to Fridays

Operator Days of operation/Notes	SN	TL	SN	SN	TL	SN	TL	SN	SN	TL	SN	TL	SN	TL	SN	TL	SN
	G	B	E	D	B	G	B	E	F	B	G	L	D	L	G	L	E
Sutton (Surrey) (SUO) 4 d		2019		2042	2046		2049		2112	2116		2119	2142	2148		2149	
Carshalton (CSH) d				2045	2049				2115	2119			2145	2151			
Hackbridge (HCB) d				2048	2052				2118	2122			2148	2154			
Mitcham Junction (MIJ) d				2051	2055				2121	2125			2151	2157			
Mitcham Eastfields (MTC) d				2054	2058				2124	2128			2154	2200			
West Sutton (WSU) d		2022					2052					2122				2152	
Sutton Common (SUC) d		2024					2054					2124				2154	
St Helier (SIH) d		2027					2057					2127				2157	
Morden South (MDS) d		2029					2059					2129				2159	
South Merton (SMO) d		2031					2101					2131				2201	
Wimbledon Chase (WBO) d		2033					2103					2133				2203	
Wimbledon (WIM) 6 a		2036					2106					2136				2206	
Wimbledon (WIM) 6 d		2037					2107					2137				2207	
Haydens Road (HYR) d		2040					2110					2140				2210	
Tooting (TOO) d		2043					2113					2143				2213	
Streatham (STE) 4 d 2043		2048		2103	2113		2118			2133	2143	2148		2205	2213	2218	
Tulse Hill (TUH) 4 a	2047	2052		2107	2117	2122				2137	2147	2152		2209	2217	2222	
Tulse Hill (TUH) 4 d	2047	2053	2102		2108	2117	2123	2133		2138	2147	2153		2210	2217	2223	2232
North Dulwich (NDL) d	2051		2106			2121		2136			2151				2221		2236
East Dulwich (EDW) d	2053		2108			2123		2138			2153				2223		2238
Peckham Rye (PMR) 4 d	2056		2111			2126		2141			2156				2226		2241
Queens Rd Peckham (QRP) d	2058		2113			2128		2143			2158				2228		2243
South Bermondsey (SBM) d	2101		2116			2131		2146			2201				2231		2246
London Bridge (LBG) 4 a	2106		2121			2136		2151			2206				2237		2251
Herne Hill (HMH) 4 d		2057			2112		2127			2142		2157		2214		2229c	
Loughborough Jn (LGJ) d		2100			2115		2130			2145		2200		2217		2232	
Elephant & Castle (EPH) d		2104			2119		2134			2149		2204		2221		2238	
London Blackfriars (BFR) 3 a		2109			2124		2139			2154		2209		2226		2244	
City Thameslink (CTK) 3 a		2111			2126		2141			2156		2211		2228		2246	
Farringdon (ZFD) 3 a		2113			2128		2143			2158		2213		2230		2248	
St Pancras International (STP) 15 a		2118			2133		2148			2203		2218		2235		2253	
Balham (BAL) 4 a				2103					2133				2203				
Clapham Junction (CLJ) 10 a				2107					2137				2207				
London Victoria (VIC) 10 a				2116					2147				2217				

NOTES (see introductory pages for explanation of train operator codes and standard symbols)

- a Arrival time
d Departure time
c Arrives 3 minutes earlier
- B To St Albans City
D From Dorking
E From Beckenham Junction
F From Horsham
G From East Croydon
L To Bedford

Sutton and Wimbledon to London via Streatham and Tulse Hill

Mondays to Fridays

Operator Days of operation/Notes	SN	TL	SN	TL	SN	TL	SN	TL	SN	SN	TL	SN	TL	SN	
	F	L	G	L	D	L	G	L	L	FX E	FO E	L	G	L	
Sutton (Surrey) (SUO) 4 d	2212	2218		2219	2242	2248		2249				2318		2319	2342
Carshalton (CSH) d	2215	2221			2245	2251						2321			2345
Hackbridge (HCB) d	2218	2224			2248	2254						2324			2347
Mitcham Junction (MIJ) d	2221	2227			2251	2257						2327			2350
Mitcham Eastfields (MTC) d	2224	2230			2254	2300						2330			2354
West Sutton (WSU) d				2222				2252						2322	
Sutton Common (SUC) d				2224				2254						2324	
St Helier (SIH) d				2227				2257						2327	
Morden South (MDS) d				2229				2259						2329	
South Merton (SMO) d				2231				2301						2331	
Wimbledon Chase (WBO) d				2233				2303						2333	
Wimbledon (WIM) 6 a				2236				2306						2336	
Wimbledon (WIM) 6 d				2237				2311						2337	
Haydons Road (HYR) d				2240				2314						2340	
Tooting (TOO) d				2243				2317						2343	
Streatham (STE) 4 d		2235	2243	2248		2305	2313	2322				2335	2343	2348	
Tulse Hill (TUH) 4 a		2239	2247	2252		2309	2317	2326				2339	2347	2352	
Tulse Hill (TUH) 4 d		2240	2247	2253		2310	2317	2327	2334	2334		2340	2347	2352	
North Dulwich (NDL) d			2251				2321		2337	2337			2351		
East Dulwich (EDW) d			2253				2323		2339	2339			2353		
Peckham Rye (PMR) 4 d			2256				2326		2342	2342			2356		
Queens Rd Peckham (QRP) d			2258				2328		2344	2344			2358		
South Bermondsey (SBM) d			2301				2331		2346	2346			0002		
London Bridge (LBG) 4 a			2306				2336		2351	2353			0007		
Herne Hill (HNH) 4 d		2244		2259c		2314		2333c				2344		2356	
Loughborough Jn (LGJ) d		2247		2302		2317		2336				2347		2359	
Elephant & Castle (EPH) d		2251		2308		2321		2340				2354c		0004	
London Blackfriars (BFR) 3 a		2256		2314		2326		2345				0001		0008	
City Thameslink (CTK) 3 a		2258													
Farringdon (ZFD) 3 a		2300		2318		2330		2353				0006		0013	
St Pancras International (STP) 15 a		2305		2323		2335		2357				0011		0017	
Balham (BAL) 4 a	2233				2301										0002
Clapham Junction (CLJ) 10 a	2237				2307										0007
London Victoria (VIC) 10 a	2245				2315										0015

NOTES (see introductory pages for explanation of train operator codes and standard symbols)

- a Arrival time
d Departure time
c Arrives 3 minutes earlier
- D From Dorking
E From Beckenham Junction
F From Horsham
G From East Croydon
L To Bedford
- FO Fridays only
FX Not Fridays

Sutton and Wimbledon to London via Streatham and Tulse Hill

Saturdays

Operator Days of operation/Notes	TL	TL	TL	SN	TL	SN	SN	TL	SN	TL	SN	TL	SN	TL	SN	TL	SN	TL
	A	A	A	B	A	C	D	A	E	A	C	A	F	A	E	A	G	F
Sutton (Surrey) (SUO) 4 d	0546	0549	0616		0619		0642	0646		0649		0712	0716		0719		0742	0746
Carshalton (CSH) d	0549		0619				0645	0649				0715	0719				0745	0749
Hackbridge (HCB) d	0552		0622				0648	0652				0718	0722				0748	0752
Mitcham Junction (MIJ) d	0555		0625				0651	0655				0721	0725				0751	0755
Mitcham Eastfields (MTC) d	0558		0628				0654	0658				0724	0728				0754	0758
West Sutton (WSU) d		0552			0622					0652						0722		
Sutton Common (SUC) d		0554			0624					0654						0724		
St Helier (SIH) d		0557			0627					0657						0727		
Morden South (MDS) d		0559			0629					0659						0729		
South Merton (SMO) d		0601			0631					0701						0731		
Wimbledon Chase (WBO) d		0603			0633					0703						0733		
Wimbledon (WIM) 6 a		0606			0636					0706						0736		
Wimbledon (WIM) 6 d		0607			0637					0707						0737		
Haydens Road (HYR) d		0610			0640					0710						0740		
Tooting (TOO) d		0613			0643					0713						0743		
Streatham (STE) 4 d	0603	0618	0633	0643	0648			0703	0713	0718			0733	0743	0748			0803
Tulse Hill (TUH) 4 a	0607	0622	0637	0647	0652			0707	0717	0722			0737	0747	0752			0807
Tulse Hill (TUH) 4 d	0608	0623	0638	0647	0653	0702		0708	0717	0723	0732		0738	0747	0753	0802		0808
North Dulwich (NDL) d				0651		0706			0721		0736			0751		0806		
East Dulwich (EDW) d				0653		0708			0723		0738			0753		0808		
Peckham Rye (PMR) 4 d				0656		0711			0726		0741			0756		0811		
Queens Rd Peckham (QRP) d				0658		0713			0728		0743			0758		0813		
South Bermondsey (SBM) d				0701		0716			0731		0746			0801		0816		
London Bridge (LBG) 4 a				0706		0721			0736		0751			0806		0821		
Herne Hill (HNH) 4 d	0612	0627	0642		0657			0712		0727			0742		0757			0812
Loughborough Jn (LGJ) d	0615	0630	0645		0700			0715		0730			0745		0800			0815
Elephant & Castle (EPH) 3 d	0619	0634	0649		0704			0719		0734			0749		0804			0819
London Blackfriars (BFR) 3 a	0624	0639	0654		0709			0724		0739			0754		0809			0824
City Thameslink (CTK) 3 a																		
Farringdon (ZFD) 3 a	0628	0643	0658		0713			0728		0743			0758		0813			0828
St Pancras International (STP) 15 a	0633	0648	0703		0718			0733		0748			0803		0818			0833
Balham (BAL) 4 a							0703						0733					0803
Clapham Junction (CLJ) 10 a							0707						0737					0807
London Victoria (VIC) 10 a							0715						0745					0815

NOTES (see introductory pages for explanation of train operator codes and standard symbols)

- a Arrival time
d Departure time
- A To St Albans City
B From Selhurst
C From Norwood Junction
D From Epsom
E From East Croydon
F From Dorking
G From Beckenham Junction

Sutton and Wimbledon to London via Streatham and Tulse Hill

Saturdays

Operator Days of operation/Notes	SN	TL	SN	SN	TL	SN	TL	SN	SN	TL	SN	TL	SN	TL	SN	TL	SN	TL	SN	
	E	A	G	F	A	E	A	G	F	A	E	A	E	A	G	H	A	E	A	G
Sutton (Surrey) (SUO) 4 d		0749		0812	0816		0819		0842	0846		0849		0912	0916		0919			
Carshalton (CSH) d				0815	0819				0845	0849				0915	0919					
Hackbridge (HCB) d				0818	0822				0848	0852				0918	0922					
Mitcham Junction (MIJ) d				0821	0825				0851	0855				0921	0925					
Mitcham Eastfields (MTC) d				0824	0828				0854	0858				0924	0928					
West Sutton (WSU) d		0752					0822					0852							0922	
Sutton Common (SUC) d		0754					0824					0854							0924	
St Helier (SIH) d		0757					0827					0857							0927	
Morden South (MDS) d		0759					0829					0859							0929	
South Merton (SMO) d		0801					0831					0901							0931	
Wimbledon Chase (WBO) d		0803					0833					0903							0933	
Wimbledon (WIM) 6 a		0806					0836					0906							0936	
Wimbledon (WIM) 6 d		0807					0837					0907							0937	
Haydens Road (HYR) d		0810					0840					0910							0940	
Tooting (TOO) d		0813					0843					0913							0943	
Streatham (STE) 4 d	0813	0818		0833	0843	0848			0903	0913	0918			0933	0943	0948				
Tulse Hill (TUH) 4 a	0817	0822		0837	0847	0852			0907	0917	0922			0937	0947	0952				
Tulse Hill (TUH) 4 d	0817	0823	0832		0838	0847	0853	0902		0908	0917	0923	0932		0938	0947	0953	1002		
North Dulwich (NDL) d	0821		0836			0851		0906			0921		0936			0951		1006		
East Dulwich (EDW) d	0823		0838			0853		0908			0923		0938			0953		1008		
Peckham Rye (PMR) 4 d	0826		0841			0856		0911			0926		0941			0956		1011		
Queens Rd Peckham (QRP) d	0828		0843			0858		0913			0928		0943			0958		1013		
South Bermondsey (SBM) d	0831		0846			0901		0916			0931		0946			1001		1016		
London Bridge (LBG) 4 a	0836		0851			0906		0921			0936		0951			1006		1021		
Herne Hill (HNH) 4 d		0827			0842		0857			0912		0927			0942		0957			
Loughborough Jn (LGJ) d		0830			0845		0900			0915		0930			0945		1000			
Elephant & Castle (EPH) d		0834			0849		0904			0919		0934			0949		1004			
London Blackfriars (BFR) 3 a		0839			0854		0909			0924		0939			0954		1009			
City Thameslink (CTK) 3 a							0911			0926		0941			0956		1011			
Farringdon (ZFD) 3 a		0843			0858		0913			0928		0943			0958		1013			
St Pancras International (STP) 15 a		0848			0903		0918			0933		0948			1003		1018			
Balham (BAL) 4 a				0833					0903					0933						
Clapham Junction (CLJ) 10 a				0837					0907					0937						
London Victoria (VIC) 10 a				0845					0915					0945						

NOTES (see introductory pages for explanation of train operator codes and standard symbols)

- a Arrival time
d Departure time
- A To St Albans City
E From East Croydon
F From Dorking
G From Beckenham Junction
H From Horsham

Sutton and Wimbledon to London via Streatham and Tulse Hill

Saturdays

Operator Days of operation/Notes	SN	TL	SN	TL	SN	SN	TL	SN	TL	SN	SN	TL	SN	TL	SN	SN	TL	SN
	F	A	E	A	G	H	A	E	A	G	F	A	E	A	G	H	A	E
Sutton (Surrey) (SUO) 4 d	0942	0946		0949		1012	1016		1019		1042	1046		1049		1112	1116	
Carshalton (CSH) d	0945	0949				1015	1019				1045	1049				1115	1119	
Hackbridge (HCB) d	0948	0952				1018	1022				1048	1052				1118	1122	
Mitcham Junction (MIJ) d	0951	0955				1021	1025				1051	1055				1121	1125	
Mitcham Eastfields (MTC) d	0954	0958				1024	1028				1054	1058				1124	1128	
West Sutton (WSU) d				0952					1022					1052				
Sutton Common (SUC) d				0954					1024					1054				
St Helier (SIH) d				0957					1027					1057				
Morden South (MDS) d				0959					1029					1059				
South Merton (SMO) d				1001					1031					1101				
Wimbledon Chase (WBO) d				1003					1033					1103				
Wimbledon (WIM) d				1006					1036					1106				
Wimbledon (WIM) 6 d				1007					1037					1107				
Haydens Road (HYR) d				1010					1040					1110				
Tooting (TOO) d				1013					1043					1113				
Streatham (STE) 4 d		1003	1013	1018		1033	1043	1048			1103	1113	1118				1133	1143
Tulse Hill (TUH) 4 a		1007	1017	1022		1037	1047	1052			1107	1116	1122				1137	1147
Tulse Hill (TUH) 4 d		1008	1017	1023	1032		1038	1047	1053	1102		1108	1117	1123	1132		1138	1147
North Dulwich (NDL) d			1021		1036			1051		1106		1120		1136				1151
East Dulwich (EDW) d			1023		1038			1053		1108		1122		1138				1153
Peckham Rye (PMR) 4 d			1026		1041			1056		1111		1126		1141				1156
Queens Rd Peckham (QRP) d			1028		1043			1058		1113		1128		1143				1158
South Bermondsey (SBM) d			1031		1046			1101		1116		1131		1146				1201
London Bridge (LBG) 4 a			1036		1051			1106		1121		1136		1151				1206
Herne Hill (HMH) 4 d		1012		1027				1042		1057		1112		1127				1142
Loughborough Jn (LGJ) d		1015		1030				1045		1100		1115		1130				1145
Elephant & Castle (EPH) d		1019		1034				1049		1104		1119		1134				1149
London Blackfriars (BFR) 3 a		1024		1039				1054		1109		1124		1139				1154
City Thameslink (CTK) 3 a		1026		1041				1056		1111		1126		1141				1156
Farringdon (ZFD) 3 a		1028		1043				1058		1113		1128		1143				1158
St Pancras International (STP) 15 a		1033		1048				1103		1118		1133		1148				1203
Balham (BAL) 4 a	1003					1033					1103					1133		
Clapham Junction (CLJ) 10 a	1007					1037					1107					1137		
London Victoria (VIC) 10 a	1015					1045					1115					1145		

NOTES (see introductory pages for explanation of train operator codes and standard symbols)

- a Arrival time
- d Departure time

- A To St Albans City
- E From East Croydon
- F From Dorking
- G From Beckenham Junction
- H From Horsham

Sutton and Wimbledon to London via Streatham and Tulse Hill

Saturdays

Operator Days of operation/Notes	TL	SN	SN	TL	SN	TL	SN	SN	TL	SN	TL	SN	SN	TL	SN	TL	SN	SN
	A	G	F	A	E	A	G	H	A	E	A	G	F	A	E	A	G	H
Sutton (Surrey) (SUO) 4 d	1119		1142	1146		1149		1212	1216		1219		1242	1246		1249		1312
Carshalton (CSH) d			1145	1149				1215	1219				1245	1249				1315
Hackbridge (HCB) d			1148	1152				1218	1222				1248	1252				1318
Mitcham Junction (MIJ) d			1151	1155				1221	1225				1251	1255				1321
Mitcham Eastfields (MTC) d			1154	1158				1224	1228				1254	1258				1324
West Sutton (WSU) d	1122					1152					1222					1252		
Sutton Common (SUC) d	1124					1154					1224					1254		
St Helier (SIH) d	1127					1157					1227					1257		
Morden South (MDS) d	1129					1159					1229					1259		
South Merton (SMO) d	1131					1201					1231					1301		
Wimbledon Chase (WBO) d	1133					1203					1233					1303		
Wimbledon (WIM) 6 a	1136					1206					1236					1306		
Wimbledon (WIM) 6 d	1137					1207					1237					1307		
Haydens Road (HYR) d	1140					1210					1240					1310		
Tooting (TOO) d	1143					1213					1243					1313		
Streatham (STE) 4 d	1148			1203	1213	1218			1233	1243	1248			1303	1313	1318		
Tulse Hill (TUH) 4 a	1152			1207	1217	1222			1237	1247	1252			1307	1317	1322		
Tulse Hill (TUH) 4 d	1153	1202		1208	1217	1223	1232		1238	1247	1253	1302		1308	1317	1323	1332	
North Dulwich (NDL) d		1206			1221		1236			1251		1306			1321		1336	
East Dulwich (EDW) d		1208			1223		1238			1253		1308			1323		1338	
Peckham Rye (PMR) 4 d		1211			1226		1241			1256		1311			1326		1341	
Queens Rd Peckham (QRP) d		1213			1228		1243			1258		1313			1328		1343	
South Bermondsey (SBM) d		1216			1231		1246			1301		1316			1331		1346	
London Bridge (LBG) 4 a		1221			1236		1251			1306		1321			1336		1351	
Herne Hill (HNH) 4 d	1157			1212		1227			1242		1257			1312		1327		
Loughborough Jn (LGJ) d	1200			1215		1230			1245		1300			1315		1330		
Elephant & Castle (EPH) d	1204			1219		1234			1249		1304			1319		1334		
London Blackfriars (BFR) 3 a	1209			1224		1239			1254		1309			1324		1339		
City Thameslink (CTK) 3 a	1211			1226		1241			1256		1311			1326		1341		
Farringdon (ZFD) 3 a	1213			1228		1243			1258		1313			1328		1343		
St Pancras International (STP) 15 a	1218			1233		1248			1303		1318			1333		1348		
Balham (BAL) 4 a			1203					1233					1303					1333
Clapham Junction (CLJ) 10 a			1207					1237					1307					1337
London Victoria (VIC) 10 a			1215					1245					1315					1345

NOTES (see introductory pages for explanation of train operator codes and standard symbols)

- a Arrival time
d Departure time
- A To St Albans City
E From East Croydon
F From Dorking
G From Beckenham Junction
H From Horsham

Sutton and Wimbledon to London via Streatham and Tulse Hill

Saturdays

Operator Days of operation/Notes	TL	SN	TL	SN	SN	TL	SN	TL	SN	SN	TL	SN	TL	SN	TL	SN	TL
	A	E	A	G	F	A	E	A	G	H	A	E	A	G	A	E	A
Sutton (Surrey) (SUO) 4 d	1316		1319		1342	1346		1349		1412	1416		1419		1442	1446	1449
Carshalton (CSH) d	1319				1345	1349				1415	1419				1445	1449	
Hackbridge (HCB) d	1322				1348	1352				1418	1422				1448	1452	
Mitcham Junction (MIJ) d	1325				1351	1355				1421	1425				1451	1455	
Mitcham Eastfields (MTC) d	1328				1354	1358				1424	1428				1454	1458	
West Sutton (WSU) d			1322					1352					1422				1452
Sutton Common (SUC) d			1324					1354					1424				1454
St Helier (SIH) d			1327					1357					1427				1457
Morden South (MDS) d			1329					1359					1429				1459
South Merton (SMO) d			1331					1401					1431				1501
Wimbledon Chase (WBO) d			1333					1403					1433				1503
Wimbledon (WIM) 6 a			1336					1406					1436				1506
Wimbledon (WIM) 6 d			1337					1407					1437				1507
Haydens Road (HYR) d			1340					1410					1440				1510
Tooting (TOO) d			1343					1413					1443				1513
Streatham (STE) 4 d	1333	1343	1348			1403	1413	1418			1433	1443	1448			1503	1513
Tulse Hill (TUH) 4 a	1337	1347	1352			1407	1417	1422			1437	1447	1452			1507	1517
Tulse Hill (TUH) 4 d	1338	1347	1353	1402		1408	1417	1423	1432		1438	1447	1453	1502		1508	1517
North Dulwich (NDL) d		1351		1406			1421		1436			1451		1506			1521
East Dulwich (EDW) d		1353		1408			1423		1438			1453		1508			1523
Peckham Rye (PMR) 4 d		1356		1411			1426		1441			1456		1511			1526
Queens Rd Peckham (QRP) d		1358		1413			1428		1443			1458		1513			1528
South Bermondsey (SBM) d		1401		1416			1431		1446			1501		1516			1531
London Bridge (LBG) 4 a		1406		1421			1436		1451			1506		1521			1536
Herne Hill (HNH) 4 d	1342		1357			1412		1427			1442		1457			1512	1527
Loughborough Jn (LGJ) d	1345		1400			1415		1430			1445		1500			1515	1530
Elephant & Castle (EPH) d	1349		1404			1419		1434			1449		1504			1519	1534
London Blackfriars (BFR) 3 a	1354		1409			1424		1439			1454		1509			1524	1539
City Thameslink (CTK) 3 a	1356		1411			1426		1441			1456		1511			1526	1541
Farringdon (ZFD) 3 a	1358		1413			1428		1443			1458		1513			1528	1543
St Pancras International (STP) 15 a	1403		1418			1433		1448			1503		1518			1533	1548
Balham (BAL) 4 a					1403					1433						1503	
Clapham Junction (CLJ) 10 a					1407					1437						1507	
London Victoria (VIC) 10 a					1415					1445						1515	

NOTES (see introductory pages for explanation of train operator codes and standard symbols)

- a Arrival time
- d Departure time
- A To St Albans City
- E From East Croydon
- F From Dorking
- G From Beckenham Junction
- H From Horsham

Sutton and Wimbledon to London via Streatham and Tulse Hill

Saturdays

Operator Days of operation/Notes	SN	SN	TL	SN	TL	SN	SN	TL	SN	TL	SN	SN	TL	SN	TL	SN	SN	TL
	G	H	A	E	A	G	F	A	E	A	G	H	A	E	A	G	F	A
Sutton (Surrey) (SUO) 4 d		1512	1516		1519		1542	1546		1549		1612	1616		1619		1642	1646
Carshalton (CSH) d		1515	1519				1545	1549				1615	1619				1645	1649
Hackbridge (HCB) d		1518	1522				1548	1552				1618	1622				1648	1652
Mitcham Junction (MIJ) d		1521	1525				1551	1555				1621	1625				1651	1655
Mitcham Eastfields (MTC) d		1524	1528				1554	1558				1624	1628				1654	1658
West Sutton (WSU) d					1522					1552					1622			
Sutton Common (SUC) d					1524					1554					1624			
St Helier (SIH) d					1527					1557					1627			
Morden South (MDS) d					1529					1559					1629			
South Merton (SMO) d					1531					1601					1631			
Wimbledon Chase (WBO) d					1533					1603					1633			
Wimbledon (WIM) 6 a					1536					1606					1636			
Wimbledon (WIM) 6 d					1537					1607					1637			
Haydens Road (HYR) d					1540					1610					1640			
Tooting (TOO) d					1543					1613					1643			
Streatham (STE) 4 d			1533	1543	1548		1603	1613	1618			1633	1643	1648				1703
Tulse Hill (TUH) 4 a			1537	1547	1552		1607	1617	1622			1637	1647	1652				1707
Tulse Hill (TUH) 4 d	1532		1538	1547	1553	1602		1608	1617	1623	1632		1638	1647	1653	1702		1708
North Dulwich (NDL) d	1536			1551		1606			1621		1636			1651		1706		
East Dulwich (EDW) d	1538			1553		1608			1623		1638			1653		1708		
Peckham Rye (PMR) 4 d	1541			1556		1611			1626		1641			1656		1711		
Queens Rd Peckham (QRP) d	1543			1558		1613			1628		1643			1658		1713		
South Bermondsey (SBM) d	1546			1601		1616			1631		1646			1701		1716		
London Bridge (LBG) 4 a	1551			1606		1621			1636		1651			1706		1721		
Herne Hill (HNH) 4 d			1542		1557			1612		1627			1642		1657			1712
Loughborough Jn (LGJ) d			1545		1600			1615		1630			1645		1700			1715
Elephant & Castle (EPH) d			1549		1604			1619		1634			1649		1704			1719
London Blackfriars (BFR) 3 a			1554		1609			1624		1639			1654		1709			1724
City Thameslink (CTK) 3 a			1556		1611			1626		1641			1656		1711			1726
Farringdon (ZFD) 3 a			1558		1613			1628		1643			1658		1713			1728
St Pancras International (STP) 15 a			1603		1618			1633		1648			1703		1718			1733
Balham (BAL) 4 a		1533					1603					1633					1703	
Clapham Junction (CLJ) 10 a		1537					1607					1637					1707	
London Victoria (VIC) 10 a		1545					1615					1645					1715	

NOTES (see introductory pages for explanation of train operator codes and standard symbols)

- a Arrival time
d Departure time
- A To St Albans City
E From East Croydon
F From Dorking
G From Beckenham Junction
H From Horsham

Sutton and Wimbledon to London via Streatham and Tulse Hill

Saturdays

Operator Days of operation/Notes	SN	TL	SN	SN	TL	SN	TL	SN	SN	TL	SN	TL	SN	TL	SN	TL	SN	TL	SN
	E	A	G	H	A	E	A	G	F	A	E	A	G	H	A	E	A	G	H
Sutton (Surrey) (SUO) 4 d		1649		1712	1716		1719		1742	1746		1749		1812	1816		1819		
Carshalton (CSH) d				1715	1719				1745	1749				1815	1819				
Hackbridge (HCB) d				1718	1722				1748	1752				1818	1822				
Mitcham Junction (MIJ) d				1721	1725				1751	1755				1821	1825				
Mitcham Eastfields (MTC) d				1724	1728				1754	1758				1824	1828				
West Sutton (WSU) d		1652					1722					1752							1822
Sutton Common (SUC) d		1654					1724					1754							1824
St Helier (SIH) d		1657					1727					1757							1827
Morden South (MDS) d		1659					1729					1759							1829
South Merton (SMO) d		1701					1731					1801							1831
Wimbledon Chase (WBO) d		1703					1733					1803							1833
Wimbledon (WIM) 6 a		1706					1736					1806							1836
Wimbledon (WIM) 6 d		1707					1737					1807							1837
Haydens Road (HYR) d		1710					1740					1810							1840
Tooting (TOO) d		1713					1743					1813							1843
Streatham (STE) 4 d	1713	1718			1733	1743	1748			1803	1813	1818			1833	1843			1848
Tulse Hill (TUH) 4 a	1717	1722			1737	1747	1752			1807	1817	1822			1837	1847			1852
Tulse Hill (TUH) 4 d	1717	1723	1732		1738	1747	1753	1802		1808	1817	1823	1832		1838	1847	1853		1902
North Dulwich (NDL) d	1721		1736			1751		1806			1821		1836			1851			1906
East Dulwich (EDW) d	1723		1738			1753		1808			1823		1838			1853			1908
Peckham Rye (PMR) 4 d	1726		1741			1756		1811			1826		1841			1856			1911
Queens Rd Peckham (QRP) d	1728		1743			1758		1813			1828		1843			1858			1913
South Bermondsey (SBM) d	1731		1746			1801		1816			1831		1846			1901			1916
London Bridge (LBG) 4 a	1736		1751			1806		1821			1836		1851			1906			1921
Herne Hill (HNH) 4 d		1727			1742		1757			1812		1827			1842		1857		
Loughborough Jn (LGJ) d		1730			1745		1800			1815		1830			1845		1900		
Elephant & Castle (EPH) d		1734			1749		1804			1819		1834			1849		1904		
London Blackfriars (BFR) 3 a		1739			1754		1809			1824		1839			1854		1909		
City Thameslink (CTK) 3 a		1741			1756		1811			1826		1841			1856		1911		
Farringdon (ZFD) 3 a		1743			1758		1813			1828		1843			1858		1913		
St Pancras International (STP) 15 a		1748			1803		1818			1833		1848			1903		1918		
Balham (BAL) 4 a				1733					1803					1833					
Clapham Junction (CLJ) 10 a				1737					1807					1837					
London Victoria (VIC) 10 a				1745					1815					1845					

NOTES (see introductory pages for explanation of train operator codes and standard symbols)

- a Arrival time
d Departure time
- A To St Albans City
E From East Croydon
F From Dorking
G From Beckenham Junction
H From Horsham

Sutton and Wimbledon to London via Streatham and Tulse Hill

Saturdays

Operator Days of operation/Notes	SN	TL	SN	TL	SN	SN	TL	SN	TL	SN	SN	TL	SN	TL	SN	SN	TL	SN
	F	A	E	A	G	H	A	E	A	G	F	A	E	A	G	F	A	E
Sutton (Surrey) (SUO) 4 d	1842	1846		1849		1912	1916		1919		1942	1946		1949		2012	2016	
Carshalton (CSH) d	1845	1849				1915	1919				1945	1949				2015	2019	
Hackbridge (HCB) d	1848	1852				1918	1922				1948	1952				2018	2022	
Mitcham Junction (MIJ) d	1851	1855				1921	1925				1951	1955				2021	2025	
Mitcham Eastfields (MTC) d	1854	1858				1924	1928				1954	1958				2024	2028	
West Sutton (WSU) d				1852					1922					1952				
Sutton Common (SUC) d				1854					1924					1954				
St Helier (SIH) d				1857					1927					1957				
Morden South (MDS) d				1859					1929					1959				
South Merton (SMO) d				1901					1931					2001				
Wimbledon Chase (WBO) d				1903					1933					2003				
Wimbledon (WIM) 6 a				1906					1936					2006				
Wimbledon (WIM) 6 d				1907					1937					2007				
Haydens Road (HYR) d				1910					1940					2010				
Tooting (TOO) d				1913					1943					2013				
Streatham (STE) 4 d		1903	1913	1918		1933	1943	1948			2003	2013	2018				2033	2043
Tulse Hill (TUH) 4 a		1907	1917	1922		1937	1947	1952			2007	2017	2022				2037	2047
Tulse Hill (TUH) 4 d		1908	1917	1923	1932	1938	1947	1953	2002		2008	2017	2023	2032			2038	2047
North Dulwich (NDL) d			1921		1936		1951		2006			2021		2036				2051
East Dulwich (EDW) d			1923		1938		1953		2008			2023		2038				2053
Peckham Rye (PMR) 4 d			1926		1941		1956		2011			2026		2041				2056
Queens Rd Peckham (QRP) d			1928		1943		1958		2013			2028		2043				2058
South Bermondsey (SBM) d			1931		1946		2001		2016			2031		2046				2101
London Bridge (LBG) 4 a			1936		1951		2006		2021			2036		2051				2106
Herne Hill (HNH) 4 d		1912		1927		1942		1957			2012		2027					2042
Loughborough Jn (LGJ) d		1915		1930		1945		2000			2015		2030					2045
Elephant & Castle (EPH) d		1919		1934		1949		2004			2019		2034					2049
London Blackfriars (BFR) 3 a		1924		1939		1954		2009			2024		2039					2054
City Thameslink (CTK) 3 a		1926		1941		1956		2011			2026		2041					2056
Farringdon (ZFD) 3 a		1928		1943		1958		2013			2028		2043					2058
St Pancras International (STP) 15 a		1933		1948		2003		2018			2033		2048					2103
Balham (BAL) 4 a	1903					1933					2003							2033
Clapham Junction (CLJ) 10 a	1907					1937					2007							2037
London Victoria (VIC) 10 a	1915					1945					2015							2045

NOTES (see introductory pages for explanation of train operator codes and standard symbols)

- a Arrival time
- d Departure time

- A To St Albans City
- E From East Croydon
- F From Dorking
- G From Beckenham Junction
- H From Horsham

Sutton and Wimbledon to London via Streatham and Tulse Hill

Saturdays



















Operator Days of operation/Notes	TL	SN	SN	TL	SN	TL	SN	SN	TL	SN	TL	SN	TL	SN	TL	SN	TL	
	A	G	F	A	E	A	G	F	A	E	J	F	J	E	J	G	F	J
Sutton (Surrey) (SUO) 4 d	2019		2042	2046		2049		2112	2116		2119	2142	2148		2149		2212	2218
Carshalton (CSH) d			2045	2049				2115	2119			2145	2151				2215	2221
Hackbridge (HCB) d			2048	2052				2118	2122			2148	2154				2218	2224
Mitcham Junction (MIJ) d			2051	2055				2121	2125			2151	2157				2221	2227
Mitcham Eastfields (MTC) d			2054	2058				2124	2128			2154	2200				2224	2230
West Sutton (WSU) d	2022					2052					2122				2152			
Sutton Common (SUC) d	2024					2054					2124				2154			
St Helier (SIH) d	2027					2057					2127				2157			
Morden South (MDS) d	2029					2059					2129				2159			
South Merton (SMO) d	2031					2101					2131				2201			
Wimbledon Chase (WBO) d	2033					2103					2133				2203			
Wimbledon (WIM) 6 a	2036					2106					2136				2206			
Wimbledon (WIM) 6 d	2037					2107					2137				2207			
Haydens Road (HYR) d	2040					2110					2140				2210			
Tooting (TOO) d	2043					2113					2143				2213			
Streatham (STE) 4 d	2048			2103	2113	2118			2133	2143	2148		2205	2213	2218			2235
Tulse Hill (TUH) 4 a	2052			2107	2117	2122			2137	2147	2152		2209	2217	2222			2239
Tulse Hill (TUH) 4 d	2053	2102		2108	2117	2123	2132		2138	2147	2153		2210	2217	2223	2232		2240
North Dulwich (NDL) d		2106			2121		2136			2151				2221		2236		
East Dulwich (EDW) d		2108			2123		2138			2153				2223		2238		
Peckham Rye (PMR) 4 d		2111			2126		2141			2156				2226		2241		
Queens Rd Peckham (QRP) d		2113			2128		2143			2158				2228		2243		
South Bermondsey (SBM) d		2116			2131		2146			2201				2231		2246		
London Bridge (LBG) 4 a		2121			2136		2151			2206				2236		2252		
Herne Hill (HNH) 4 d	2057			2112		2127			2142		2157		2214		2229c			2244
Loughborough Jn (LGJ) d	2100			2115		2130			2145		2200		2217		2232			2247
Elephant & Castle (EPH) d	2104			2119		2134			2149		2204		2221		2238			2251
London Blackfriars (BFR) 3 a	2109			2124		2139			2154		2209		2226		2244			2256
City Thameslink (CTK) 3 a																		
Farringdon (ZFD) 3 a	2113			2128		2143			2158		2213		2230		2248			2300
St Pancras International (STP) 15 a	2118			2133		2148			2203		2218		2235		2253			2305
Balham (BAL) 4 a			2103					2133				2203						2233
Clapham Junction (CLJ) 10 a			2107					2137				2207						2237
London Victoria (VIC) 10 a			2115					2145				2215						2245

NOTES (see introductory pages for explanation of train operator codes and standard symbols)

- a Arrival time
d Departure time
c Arrives 3 minutes earlier
- A To St Albans City
E From East Croydon
F From Dorking
G From Beckenham Junction
J To Bedford

Sutton and Wimbledon to London via Streatham and Tulse Hill

Saturdays

Operator Days of operation/Notes	SN	TL	SN	TL	SN	TL	SN	TL	SN	TL
	E	J	F	J	E	J	G	J	E	J
Sutton (Surrey) (SUO)  d		2219	2242	2248		2249		2318		2319
Carshalton (CSH) d			2245	2251				2321		
Hackbridge (HCB) d			2248	2254				2324		
Mitcham Junction (MIJ)  d			2251	2257				2327		
Mitcham Eastfields (MTC) d			2254	2300				2330		
West Sutton (WSU) d		2222				2252				2322
Sutton Common (SUC) d		2224				2254				2324
St Helier (SIH) d		2227				2257				2327
Morden South (MDS) d		2229				2259				2329
South Merton (SMO) d		2231				2301				2331
Wimbledon Chase (WBO) d		2233				2303				2333
Wimbledon (WIM)  a		2236				2306				2336
Wimbledon (WIM)  d		2237				2307				2337
Haydons Road (HYR) d		2240				2310				2340
Tooting (TOO) d		2243				2313				2343
Streatham (STE)  d	2243	2248		2305	2313	2318		2335	2343	2348
Tulse Hill (TUH)  a	2247	2252		2309	2317	2322		2339	2347	2352
Tulse Hill (TUH)  d	2247	2253		2310	2317	2323	2332	2340	2347	2352
North Dulwich (NDL) d	2251				2321		2336		2351	
East Dulwich (EDW) d	2253				2323		2338		2353	
Peckham Rye (PMR)  d	2256				2326		2341		2356	
Queens Rd Peckham (QRP) d	2258				2328		2343		2358	
South Bermondsey (SBM) d	2301				2331		2346		0002	
London Bridge (LBG)  a	2306				2336		2351		0007	
Herne Hill (HNH)  d		2259c		2314		2329c		2344		2356
Loughborough Jn (LGJ) d		2302		2317		2332		2347		2359
Elephant & Castle (EPH)  d		2308		2321		2338		2354c		0004
London Blackfriars (BFR)  a		2314		2326		2344		0001		0008
City Thameslink (CTK)  a										
Farringdon (ZFD)  a		2319		2330		2353		0006		0013
St Pancras International (STP)  a		2324		2335		2357		0011		0017
Balham (BAL)  a				2303						
Clapham Junction (CLJ)  a				2307						
London Victoria (VIC)  a				2315						

NOTES (see introductory pages for explanation of train operator codes and standard symbols)

- a Arrival time
- d Departure time
- c Arrives 3 minutes earlier

- E From East Croydon
- F From Dorking
- G From Beckenham Junction
- J To Bedford

Sutton and Wimbledon to London via Streatham and Tulse Hill

Sundays

Operator Days of operation/Notes	SN	SN	SN	SN	SN	SN	SN	SN	SN	SN	TL	SN	SN	TL	SN	SN	TL	SN
	A	B	A	C	A	C	A	C	A	A	D	C	A	D	C	A	D	C
Sutton (Surrey) (SUO) 4 d		0714		0744		0812		0842			0908	0912		0938	0942		1008	1012
Carshalton (CSH) d		0717		0747		0815		0845				0915			0945			1015
Hackbridge (HCB) d		0720		0750		0818		0848				0918			0948			1018
Mitcham Junction (MIJ) d		0724		0754		0821		0851				0921			0951			1021
Mitcham Eastfields (MTC) d		0727		0757		0824		0854				0924			0954			1024
West Sutton (WSU) d											0911			0941				1011
Sutton Common (SUC) d											0913			0943				1013
St Helier (SIH) d											0916			0946				1016
Morden South (MDS) d											0918			0948				1018
South Merton (SMO) d											0920			0950				1020
Wimbledon Chase (WBO) d											0922			0952				1022
Wimbledon (WIM) 6 a											0926			0956				1026
Wimbledon (WIM) 6 d											0927			0957				1027
Haydens Road (HYR) d											0929			0959				1029
Tooting (TOO) d											0933			1003				1033
Streatham (STE) 4 d	0659		0729		0800		0829		0859	0929	0938		0959	1008		1029		1038
Tulse Hill (TUH) 4 a	0703		0733		0804		0833		0903	0933	0942		1003	1012		1033		1042
Tulse Hill (TUH) 4 d	0703		0733		0804		0833		0903	0933	0942		1003	1012		1033		1042
North Dulwich (NDL) d	0706		0736		0807		0836		0906	0936			1006					1036
East Dulwich (EDW) d	0708		0738		0809		0838		0908	0938			1008					1038
Peckham Rye (PMR) 4 d	0712		0742		0813		0842		0912	0942			1012					1042
Queens Rd Peckham (QRP) d	0714		0744		0815		0844		0914	0944			1014					1044
South Bermondsey (SBM) d	0717		0747		0817		0847		0917	0947			1017					1047
London Bridge (LBG) 4 a	0722		0753		0822		0852		0922	0952			1022					1052
Herne Hill (HMH) 4 d											0946			1016				1046
Loughborough Jn (LGJ) d											0949			1019				1049
Elephant & Castle (EPH) d											0954			1024				1054
London Blackfriars (BFR) 3 a											0958			1028				1058
City Thameslink (CTK) 3 a																		
Farringdon (ZFD) 3 a											1003			1033				1103
St Pancras International (STP) 15 a											1007			1037				1107
Balham (BAL) 4 a		0735		0806		0835		0902				0932			1002			1032
Clapham Junction (CLJ) 10 a		0740		0810		0841		0907				0937			1007			1037
London Victoria (VIC) 10 a		0748		0819		0849		0915				0945			1015			1045

NOTES (see introductory pages for explanation of train operator codes and standard symbols)

- a Arrival time
d Departure time
- A From East Croydon
B From Epsom
C From Dorking
D To Luton

Sutton and Wimbledon to London via Streatham and Tulse Hill

Sundays

Operator Days of operation/Notes	TL	SN	SN	TL	TL	SN	SN	TL	TL	SN	SN	TL	TL	SN	SN	TL	TL	SN
	D	C	A	D	D	C	A	E	D	C	A	E	D	C	A	E	D	C
Sutton (Surrey) (SUO) 4 d	1038	1042		1046		1112		1116	1119	1142		1146	1149	1212		1216	1219	1242
Carshalton (CSH) d		1045		1049		1115		1119		1145		1149		1215		1219		1245
Hackbridge (HCB) d		1048		1052		1118		1122		1148		1152		1218		1222		1248
Mitcham Junction (MIJ) d		1051		1055		1121		1125		1151		1155		1221		1225		1251
Mitcham Eastfields (MTC) d		1054		1058		1124		1128		1154		1158		1224		1228		1254
West Sutton (WSU) d	1041								1122				1152					1222
Sutton Common (SUC) d	1043								1124				1154					1224
St Helier (SIH) d	1046								1127				1157					1227
Morden South (MDS) d	1048								1129				1159					1229
South Merton (SMO) d	1050								1131				1201					1231
Wimbledon Chase (WBO) d	1052								1133				1203					1233
Wimbledon (WIM) 6 a	1056								1136				1206					1236
Wimbledon (WIM) 6 d	1057				1057				1137				1207					1237
Haydens Road (HYR) d	1059				1059				1139				1209					1239
Tooting (TOO) d					1103				1143				1213					1243
Streatham (STE) 4 d			1059	1103	1108		1129	1133	1147		1159	1203	1217		1229	1233	1247	
Tulse Hill (TUH) 4 a			1103	1107	1112		1133	1137	1151		1203	1207	1221		1233	1237	1251	
Tulse Hill (TUH) 4 d			1103	1107	1112		1133	1137	1152		1203	1207	1222		1233	1237	1252	
North Dulwich (NDL) d			1106				1136				1206				1236			
East Dulwich (EDW) d			1108				1138				1208				1238			
Peckham Rye (PMR) 4 d			1112				1142				1212				1242			
Queens Rd Peckham (QRP) d			1114				1144				1214				1244			
South Bermondsey (SBM) d			1117				1147				1217				1247			
London Bridge (LBG) 4 a			1122				1152				1222				1252			
Herne Hill (HNH) 4 d				1111	1116			1141	1156			1211	1226			1241	1256	
Loughborough Jn (LGJ) d				1114	1119			1144	1159			1214	1229			1244	1259	
Elephant & Castle (EPH) d				1119	1124			1149	1204			1219	1234			1249	1304	
London Blackfriars (BFR) 3 a				1123	1128			1153	1208			1223	1238			1253	1308	
City Thameslink (CTK) 3 a																		
Farringdon (ZFD) 3 a					1133			1158	1213			1228	1243			1258	1313	
St Pancras International (STP) 15 a					1137			1202	1217			1232	1247			1302	1317	
Balham (BAL) 4 a		1102				1132				1202				1232				1302
Clapham Junction (CLJ) 10 a		1107				1137				1207				1237				1307
London Victoria (VIC) 10 a		1115				1145				1215				1245				1315

NOTES (see introductory pages for explanation of train operator codes and standard symbols)

- a Arrival time
- d Departure time
- A From East Croydon
- C From Dorking
- D To Luton
- E To St Albans City

Sutton and Wimbledon to London via Streatham and Tulse Hill

Sundays

Operator Days of operation/Notes	SN	TL	TL	SN	SN	TL	TL	SN	SN	TL	TL	SN	SN	TL	TL	SN	SN	TL	TL
	A	E	D	C	A	E	D	C	A	E	D	C	A	E	D	C	A	E	D
Sutton (Surrey) (SUO) 4 d		1246	1249	1312		1316	1319	1342		1346	1349	1412		1416	1419	1442		1446	
Carshalton (CSH) d		1249		1315		1319		1345		1349		1415		1419		1445		1449	
Hackbridge (HCB) d		1252		1318		1322		1348		1352		1418		1422		1448		1452	
Mitcham Junction (MIJ) d		1255		1321		1325		1351		1355		1421		1425		1451		1455	
Mitcham Eastfields (MTC) d		1258		1324		1328		1354		1358		1424		1428		1454		1458	
West Sutton (WSU) d			1252				1322				1352				1422				
Sutton Common (SUC) d			1254				1324				1354				1424				
St Helier (SIH) d			1257				1327				1357				1427				
Morden South (MDS) d			1259				1329				1359				1429				
South Merton (SMO) d			1301				1331				1401				1431				
Wimbledon Chase (WBO) d			1303				1333				1403				1433				
Wimbledon (WIM) 6 a			1306				1336				1406				1436				
Wimbledon (WIM) 6 d			1307				1337				1407				1437				
Haydons Road (HYR) d			1309				1339				1409				1439				
Tooting (TOO) d			1313				1343				1413				1443				
Streatham (STE) 4 d	1259	1303	1317		1329	1333	1347		1359	1403	1417		1429	1433	1447		1459	1503	1503
Tulse Hill (TUH) 4 a	1303	1307	1321		1333	1337	1351		1403	1407	1421		1433	1437	1451		1503	1507	1507
Tulse Hill (TUH) 4 d	1303	1307	1322		1333	1337	1352		1403	1407	1422		1433	1437	1452		1503	1507	1507
North Dulwich (NDL) d	1306				1336				1406				1436				1506		
East Dulwich (EDW) d	1308				1338				1408				1438				1508		
Peckham Rye (PMR) 4 d	1312				1342				1412				1442				1512		
Queens Rd Peckham (QRP) d	1314				1344				1414				1444				1514		
South Bermondsey (SBM) d	1317				1347				1417				1447				1517		
London Bridge (LBG) 4 a	1322				1352				1422				1452				1522		
Herne Hill (HNH) 4 d		1311	1326			1341	1356			1411	1426			1441	1456				1511
Loughborough Jn (LGJ) d		1314	1329			1344	1359			1414	1429			1444	1459				1514
Elephant & Castle (EPH) d		1319	1334			1349	1404			1419	1434			1449	1504				1519
London Blackfriars (BFR) 3 a		1323	1338			1353	1408			1423	1438			1453	1508				1523
City Thameslink (CTK) 3 a																			
Farringdon (ZFD) 3 a		1328	1343			1358	1413			1428	1443			1458	1513				1528
St Pancras International (STP) 15 a		1332	1347			1402	1417			1432	1447			1502	1517				1532
Balham (BAL) 4 a				1332				1402				1432				1502			
Clapham Junction (CLJ) 10 a				1337				1407				1437				1507			
London Victoria (VIC) 10 a				1345				1415				1445				1515			

NOTES (see introductory pages for explanation of train operator codes and standard symbols)

- a Arrival time
d Departure time
- A From East Croydon
C From Dorking
D To Luton
E To St Albans City

Sutton and Wimbledon to London via Streatham and Tulse Hill

Sundays

Operator Days of operation/Notes	TL	SN	SN	TL	TL	SN	SN	TL	TL	SN	SN	TL	TL	SN	SN	TL	TL	SN
	D	C	A	E	D	C	A	E	D	C	A	E	D	C	A	E	D	C
Sutton (Surrey) (SUO) 4 d	1449	1512		1516	1519	1542		1546	1549	1612		1616	1619	1642		1646	1649	1712
Carshalton (CSH) d		1515		1519		1545		1549		1615		1619		1645		1649		1715
Hackbridge (HCB) d		1518		1522		1548		1552		1618		1622		1648		1652		1718
Mitcham Junction (MIJ) d		1521		1525		1551		1555		1621		1625		1651		1655		1721
Mitcham Eastfields (MTC) d		1524		1528		1554		1558		1624		1628		1654		1658		1724
West Sutton (WSU) d	1452				1522				1552				1622					1652
Sutton Common (SUC) d	1454				1524				1554				1624					1654
St Helier (SIH) d	1457				1527				1557				1627					1657
Morden South (MDS) d	1459				1529				1559				1629					1659
South Merton (SMO) d	1501				1531				1601				1631					1701
Wimbledon Chase (WBO) d	1503				1533				1603				1633					1703
Wimbledon (WIM) 6 a	1506				1536				1606				1636					1706
Wimbledon (WIM) 6 d	1507				1537				1607				1637					1707
Haydens Road (HYR) d	1509				1539				1609				1639					1709
Tooting (TOO) d	1513				1543				1613				1643					1713
Streatham (STE) 4 d	1517		1529	1533	1547		1559	1603	1617		1629	1633	1647		1659	1703	1717	
Tulse Hill (TUH) 4 a	1521		1533	1537	1551		1603	1607	1621		1633	1637	1651		1703	1707	1721	
Tulse Hill (TUH) 4 d	1522		1533	1537	1552		1603	1607	1622		1633	1637	1652		1703	1707	1722	
North Dulwich (NDL) d			1536				1606				1636				1706			
East Dulwich (EDW) d			1538				1608				1638				1708			
Peckham Rye (PMR) 4 d			1542				1612				1642				1712			
Queens Rd Peckham (QRP) d			1544				1614				1644				1714			
South Bermondsey (SBM) d			1547				1617				1647				1717			
London Bridge (LBG) 4 a			1552				1622				1652				1722			
Herne Hill (HMH) 4 d	1526			1541	1556			1611	1626			1641	1656			1711	1726	
Loughborough Jn (LGJ) d	1529			1544	1559			1614	1629			1644	1659			1714	1729	
Elephant & Castle (EPH) d	1534			1549	1604			1619	1634			1649	1704			1719	1734	
London Blackfriars (BFR) 3 a	1538			1553	1608			1623	1638			1653	1708			1723	1738	
City Thameslink (CTK) 3 a																		
Farringdon (ZFD) 3 a	1543			1558	1613			1628	1643			1658	1713			1728	1743	
St Pancras International (STP) 15 a	1547			1602	1617			1632	1647			1702	1717			1732	1747	
Balham (BAL) 4 a		1532				1602				1632				1702				1732
Clapham Junction (CLJ) 10 a		1537				1607				1637				1707				1737
London Victoria (VIC) 10 a		1545				1615				1645				1715				1745

NOTES (see introductory pages for explanation of train operator codes and standard symbols)

- a Arrival time
- d Departure time
- A From East Croydon
- C From Dorking
- D To Luton
- E To St Albans City

Sutton and Wimbledon to London via Streatham and Tulse Hill

Sundays

Operator Days of operation/Notes	SN	TL	TL	SN	SN	TL	TL	SN	SN	TL	TL	SN	SN	TL	TL	SN	SN	TL	TL
	A	E	D	C	A	E	D	C	A	E	D	C	A	E	D	C	A	E	D
Sutton (Surrey) (SUO) 4 d		1716	1719	1742		1746	1749	1812		1816	1819	1842		1846	1849	1912		1916	
Carshalton (CSH) d		1719		1745		1749		1815		1819		1845		1849		1915		1919	
Hackbridge (HCB) d		1722		1748		1752		1818		1822		1848		1852		1918		1922	
Mitcham Junction (MIJ) d		1725		1751		1755		1821		1825		1851		1855		1921		1925	
Mitcham Eastfields (MTC) d		1728		1754		1758		1824		1828		1854		1858		1924		1928	
West Sutton (WSU) d			1722				1752				1822				1852				
Sutton Common (SUC) d			1724				1754				1824				1854				
St Helier (SIH) d			1727				1757				1827				1857				
Morden South (MDS) d			1729				1759				1829				1859				
South Merton (SMO) d			1731				1801				1831				1901				
Wimbledon Chase (WBO) d			1733				1803				1833				1903				
Wimbledon (WIM) 6 a			1736				1806				1836				1906				
Wimbledon (WIM) 6 d			1737				1807				1837				1907				
Haydens Road (HYR) d			1739				1809				1839				1909				
Tooting (TOO) d			1743				1813				1843				1913				
Streatham (STE) 4 d	1729	1733	1747		1759	1803	1817		1829	1833	1847		1859	1903	1917		1929	1933	
Tulse Hill (TUH) 4 a	1733	1737	1751		1803	1807	1821		1833	1837	1851		1903	1907	1921		1933	1937	
Tulse Hill (TUH) 4 d	1733	1737	1752		1803	1807	1822		1833	1837	1852		1903	1907	1922		1933	1937	
North Dulwich (NDL) d	1736				1806				1836				1906				1936		
East Dulwich (EDW) d	1738				1808				1838				1908				1938		
Peckham Rye (PMR) 4 d	1742				1812				1842				1912				1942		
Queens Rd Peckham (QRP) d	1744				1814				1844				1914				1944		
South Bermondsey (SBM) d	1747				1817				1847				1917				1947		
London Bridge (LBG) 4 a	1752				1822				1852				1922				1952		
Herne Hill (HMH) 4 d		1741	1756			1811	1826			1841	1856			1911	1926				1941
Loughborough Jn (LGJ) d		1744	1759			1814	1829			1844	1859			1914	1929				1944
Elephant & Castle (EPH) d		1749	1804			1819	1834			1849	1904			1919	1934				1949
London Blackfriars (BFR) 3 a		1753	1808			1823	1838			1853	1908			1923	1938				1953
City Thameslink (CTK) 3 a																			
Farringdon (ZFD) 3 a		1758	1813			1828	1843			1858	1913			1928	1943				1958
St Pancras International (STP) 15 a		1802	1817			1832	1847			1902	1917			1932	1947				2002
Balham (BAL) 4 a				1802				1832				1902				1932			
Clapham Junction (CLJ) 10 a				1807				1837				1907				1937			
London Victoria (VIC) 10 a				1815				1845				1915				1945			

NOTES (see introductory pages for explanation of train operator codes and standard symbols)

- a Arrival time
- d Departure time
- A From East Croydon
- C From Dorking
- D To Luton
- E To St Albans City

Sutton and Wimbledon to London via Streatham and Tulse Hill

Sundays

Operator Days of operation/Notes	TL	SN	SN	TL	TL	SN	SN	TL	TL	SN	SN	TL	TL	SN	SN	TL	TL	SN
	D	C	A	E	D	C	A	E	D	C	A	E	D	C	A	E	F	C
Sutton (Surrey) (SUO) 4 d	1919	1942		1946	1949	2012		2016	2019	2042		2046	2049	2112		2116	2119	2142
Carshalton (CSH) d		1945		1949		2015		2019		2045		2049		2115		2119		2145
Hackbridge (HCB) d		1948		1952		2018		2022		2048		2052		2118		2122		2148
Mitcham Junction (MIJ) d		1951		1955		2021		2025		2051		2055		2121		2125		2151
Mitcham Eastfields (MTC) d		1954		1958		2024		2028		2054		2058		2124		2128		2154
West Sutton (WSU) d	1922				1952				2022				2052					2122
Sutton Common (SUC) d	1924				1954				2024				2054					2124
St Helier (SIH) d	1927				1957				2027				2057					2127
Morden South (MDS) d	1929				1959				2029				2059					2129
South Merton (SMO) d	1931				2001				2031				2101					2131
Wimbledon Chase (WBO) d	1933				2003				2033				2103					2133
Wimbledon (WIM) 6 a	1936				2006				2036				2106					2136
Wimbledon (WIM) 6 d	1937				2007				2037				2107					2137
Haydens Road (HYR) d	1939				2009				2039				2109					2139
Tooting (TOO) d	1943				2013				2043				2113					2143
Streatham (STE) 4 d	1947		1959	2003	2017		2029	2033	2047		2059	2103	2117		2129	2133	2147	
Tulse Hill (TUH) 4 a	1951		2003	2007	2021		2033	2037	2051		2103	2107	2121		2133	2137	2151	
Tulse Hill (TUH) 4 d	1952		2003	2007	2022		2033	2037	2052		2103	2107	2122		2133	2137	2152	
North Dulwich (NDL) d			2006						2036			2106			2136			
East Dulwich (EDW) d			2008						2038			2108			2138			
Peckham Rye (PMR) 4 d			2012						2042			2112			2142			
Queens Rd Peckham (QRP) d			2014						2044			2114			2144			
South Bermondsey (SBM) d			2017						2047			2117			2147			
London Bridge (LBG) 4 a			2022						2052			2122			2152			
Herne Hill (HNH) 4 d	1956			2011	2026			2041	2056			2111	2126			2141	2156	
Loughborough Jn (LGJ) d	1959			2014	2029			2044	2059			2114	2129			2144	2159	
Elephant & Castle (EPH) d	2004			2019	2034			2049	2104			2119	2134			2149	2204	
London Blackfriars (BFR) 3 a	2008			2023	2038			2053	2108			2123	2138			2153	2208	
City Thameslink (CTK) 3 a																		
Farringdon (ZFD) 3 a	2013			2028	2043			2058	2113			2128	2143			2158	2213	
St Pancras International (STP) 15 a	2017			2032	2047			2102	2117			2132	2147			2202	2217	
Balham (BAL) 4 a		2003				2032				2102				2132				2202
Clapham Junction (CLJ) 10 a		2008				2037				2107				2137				2207
London Victoria (VIC) 10 a		2016				2046				2115				2145				2215

NOTES (see introductory pages for explanation of train operator codes and standard symbols)

- a Arrival time
d Departure time
- A From East Croydon
C From Dorking
D To Luton
E To St Albans City
F To Bedford

Sutton and Wimbledon to London via Streatham and Tulse Hill

Sundays

Operator Days of operation/Notes	SN A	TL G	TL F	SN B	SN A	TL F	TL	SN C	SN A	TL F	SN B	SN H
Sutton (Surrey) (SUO) 4 d		2146	2149	2212		2216	2219	2242		2246	2312	2346
Carshalton (CSH) d		2149		2215		2219		2245		2249	2315	2349
Hackbridge (HCB) d		2152		2218		2222		2248		2252	2318	2352
Mitcham Junction (MIJ) d		2155		2221		2225		2251		2255	2321	2355
Mitcham Eastfields (MTC) d		2158		2224		2228		2254		2258	2324	2358
West Sutton (WSU) d			2152				2222					
Sutton Common (SUC) d			2154				2224					
St Helier (SIH) d			2157				2227					
Morden South (MDS) d			2159				2229					
South Merton (SMO) d			2201				2231					
Wimbledon Chase (WBO) d			2203				2233					
Wimbledon (WIM) 6 a			2206				2236					
Wimbledon (WIM) 6 d			2207				2237					
Haydens Road (HYR) d			2209				2239					
Tooting (TOO) d			2213				2242					
Streatham (STE) 4 d	2159	2203	2217		2229	2233	2247		2300	2303		
Tulse Hill (TUH) 4 a	2203	2207	2221		2233	2237	2251		2303	2307		
Tulse Hill (TUH) 4 d	2203	2207	2222		2233	2237	2252		2304	2307		
North Dulwich (NDL) d	2206				2236				2307			
East Dulwich (EDW) d	2208				2238				2309			
Peckham Rye (PMR) 4 d	2212				2242				2312			
Queens Rd Peckham (QRP) d	2214				2244				2314			
South Bermondsey (SBM) d	2217				2247				2317			
London Bridge (LBG) 4 a	2222				2252				2322			
Herne Hill (HNH) 4 d		2211	2226			2241	2256			2311		
Loughborough Jn (LGJ) d		2214	2229			2244	2259			2314		
Elephant & Castle (EPH) d		2219	2234			2249	2304			2319		
London Blackfriars (BFR) 3 a		2223	2238			2253	2308			2323		
City Thameslink (CTK) 3 a												
Farringdon (ZFD) 3 a		2228	2243			2258				2328		
St Pancras International (STP) 15 a		2232	2247			2302				2332		
Balham (BAL) 4 a				2232				2302			2331	0006
Clapham Junction (CLJ) 10 a				2237				2307			2335	0012
London Victoria (VIC) 10 a				2248				2318			2343	0021

NOTES (see introductory pages for explanation of train operator codes and standard symbols)

- a Arrival time
- d Departure time

- A From East Croydon
- B From Epsom
- C From Dorking
- F To Bedford
- G To West Hampstead Thameslink
- H From Dorking. Also calls at Wandsworth Common and Battersea Park