

## Leamington Spa to Warwick and Stratford-upon-Avon

## Mondays to Fridays

Operator Days of operation/Notes	LM A	LM B	CH C	CH D	LM E	LM F	CH G	CH	LM H	CH G	CH D	LM J	CH D	CH G	LM F	LM K	CH D
London Marylebone (MYB)  10 d							0604			0631			0707	0735			0807
Leamington Spa (LMS)	d 0545	0555		0625	0658		0728	0739		0801	0806		0830	0901			0930
Warwick (WRW)	d 0549			0629	0703		0732	0744		0805	0811		0835	0905			0935
Warwick Parkway (WRP)	d 0552			0633	0706		0736			0808a			0838a	0908a			0938a
Hatton (HTN)	d 0556a			0638a	0711a		0741a	0752			0816a						
Claverdon (CLV)	d							0757									
Bearley (BER)	d							0803									
Wilmcote (WMC)	d		0639			0727		0807	0827						0927		
Stratford Parkway (STY)	d	0615	0642			0730	0739	0810	0830			0839			0930	0939	
Stratford-upon-Avon (SAV)	a	0618	0646			0734	0743	0813	0834			0846			0934	0943	

Operator Days of operation/Notes	CH	LM F	CH D	LM K	CH D	CH G	LM F	LM K	CH D	CH	CH D	LM F	LM J	CH D	LM F	LM K	CH G	CH D
London Marylebone (MYB)  10 d					0902	0936			1002					1102			1136	1202
Leamington Spa (LMS)	d 0939		1003		1030	1100			1130	1139	1203			1230			1300	1330
Warwick (WRW)	d 0944		1008		1035	1104			1135	1144	1208			1235			1304	1335
Warwick Parkway (WRP)	d		1011		1038a	1107a			1138a		1211			1238a			1307a	1338a
Hatton (HTN)	d 0952		1016a							1152	1216a							
Claverdon (CLV)	d 0957									1157								
Bearley (BER)	d 1003									1203								
Wilmcote (WMC)	d 1007	1027					1127			1207		1227			1327			
Stratford Parkway (STY)	d 1010	1030		1039			1130	1139		1210		1230	1239		1330	1339		
Stratford-upon-Avon (SAV)	a 1013	1034		1046			1134	1143		1213		1234	1246		1334	1343		

Operator Days of operation/Notes	CH	CH G	LM F	LM K	CH D	LM F	LM K	CH G	CH D	CH	CH G	CH D	LM F	LM K	CH D	LM F	LM K	CH G
London Marylebone (MYB)  10 d					1302			1336	1402		1436				1502			1536
Leamington Spa (LMS)	d 1339	1402			1430			1500	1530	1540	1601	1606			1630			1700
Warwick (WRW)	d 1344	1407			1435			1504	1535	1545	1606	1611			1635			1704
Warwick Parkway (WRP)	d		1411		1438a			1507a	1538a		1609a				1638a			1707a
Hatton (HTN)	d 1352	1416a								1553		1616a						
Claverdon (CLV)	d 1357									1558					1632x			1732x
Bearley (BER)	d 1403									1604					1637x			1737x
Wilmcote (WMC)	d 1407		1427			1527				1608			1627			1727		
Stratford Parkway (STY)	d 1410		1430	1439		1530	1539			1611			1630	1643		1730	1743	
Stratford-upon-Avon (SAV)	a 1413		1434	1443		1534	1543			1614			1634	1647		1734	1747	

Operator Days of operation/Notes	CH D	CH	CH D	CH D	LM F	LM K	CH L	LM F	CH MFX G	CH MFO G	CH L	CH	LM F	CH G	CH D	LM K	CH G	CH D
London Marylebone (MYB)  10 d	1607		1637				1707		1733	1737	1807			1837	1906		1936	2002
Leamington Spa (LMS)	d 1730	1739	1802	1809			1828		1900	1900	1930	1939		2000	2030		2100	2130
Warwick (WRW)	d 1735	1744	1806	1814			1833		1905	1905	1935	1944		2004	2035		2104	2135
Warwick Parkway (WRP)	d 1738a		1809a				1836a		1908a	1908a	1938a			2009	2038a		2107a	2138a
Hatton (HTN)	d	1752		1819a								1952		2014a				
Claverdon (CLV)	d	1757										1957						
Bearley (BER)	d	1803										2003						
Wilmcote (WMC)	d	1807			1827			1927				2007	2027			2113		
Stratford Parkway (STY)	d	1810			1830	1839		1930				2010	2030			2117		
Stratford-upon-Avon (SAV)	a	1813			1834	1847		1934				2013	2034			2121		

Operator Days of operation/Notes	LM K	CH G	CH	CH L	LM K	CH D	CH D	CH D
London Marylebone (MYB)  10 d		2036		2102		2202	2230	2307
Leamington Spa (LMS)	d	2200	2226	2230		2330	0002	0022
Warwick (WRW)	d	2204	2231	2235		2334	0006	0026
Warwick Parkway (WRP)	d	2207a		2239		2337a	0009a	0030
Hatton (HTN)	d		2239	2244a				
Claverdon (CLV)	d		2244					
Bearley (BER)	d		2250					
Wilmcote (WMC)	d 2223		2254		2313			
Stratford Parkway (STY)	d 2226		2257		2317			
Stratford-upon-Avon (SAV)	a 2231		2300		2321			

For the complete service between London and Leamington Spa see table 113

NOTES (see introductory pages for explanation of train operator codes and standard symbols)

a	Arrival time	D	To Birmingham Moor Street	MFO	Mondays and Fridays only
d	Departure time	E	From Birmingham Moor Street	MFx	Not Mondays and Fridays
x	Stops on request	F	From Kidderminster		
		G	To Birmingham Snow Hill		
A	To Worcester Foregate Street	H	From Stourbridge Junction		
B	From Birmingham Snow Hill	J	From Worcester Shrub Hill		
C	From Bicester North to Birmingham Moor Street	K	From Worcester Foregate Street		
		L	To Stourbridge Junction		

## Leamington Spa to Warwick and Stratford-upon-Avon

## Saturdays

Operator Days of operation/Notes	CH A	LM B	LM C	LM D	CH E	LM F	LM G	LM D	CH H	CH H	LM J	LM C	CH H	LM J	LM D	CH H	CH H	CH H
London Marylebone (MYB)  10 d									0702				0802			0902		0932
Leamington Spa (LMS)	d	0620	0644		0725	0800			0830	0839			0926			1030	1039	1056
Warwick (WRW)	d	0625	0648		0730	0804			0835	0844			0930			1038a	1044	1101
Warwick Parkway (WRP)	d	0628a	0650		0734	0807			0838a				0934					1104
Hatton (HTN)	d		0654		0739a	0811a				0852			0939a				1052	1109a
Claverdon (CLV)	d									0857		0932x			1032x		1057	
Bearley (BER)	d									0903		0937x			1037x		1103	
Wilmcote (WMC)	d			0718			0827			0907	0927			1027			1107	
Stratford Parkway (STY)	d			0722	0737		0830	0838		0910	0930	0943			1030	1043	1110	
Stratford-upon-Avon (SAV)	a			0726	0741		0834	0842		0913	0934	0947			1034	1047	1113	

Operator Days of operation/Notes	LM J	LM K	CH H	LM J	LM K	CH H	CH H	LM J	LM K	CH H	CH H	LM J	LM K	CH H	CH H	LM J	LM K	CH H
London Marylebone (MYB)  10 d			1002			1102				1202	1232			1302				1402
Leamington Spa (LMS)	d		1130			1228	1239			1330	1356			1430	1439			1530
Warwick (WRW)	d					1233	1244			1335	1401			1435	1444			1535
Warwick Parkway (WRP)	d		1138a			1237a				1338a	1404			1438a				1538a
Hatton (HTN)	d						1252				1409a					1452		
Claverdon (CLV)	d						1257									1457		
Bearley (BER)	d						1303									1503		
Wilmcote (WMC)	d	1127			1227		1307	1327				1427				1507	1527	
Stratford Parkway (STY)	d	1130	1139		1230	1239	1310	1330	1339			1430	1443			1510	1530	1539
Stratford-upon-Avon (SAV)	a	1134	1146		1234	1243	1313	1334	1346			1434	1447			1513	1534	1546

Operator Days of operation/Notes	LM J	LM K	CH H	CH H	LM J	LM K	CH H	CH H	CH H	LM J	LM K	CH H	CH H	LM J	CH H	CH L	LM J	CH H
London Marylebone (MYB)  10 d			1502				1532	1602	1632			1702			1732	1802		1832
Leamington Spa (LMS)	d		1630	1639			1656	1730	1800			1830	1839		1859	1929		1956
Warwick (WRW)	d			1644			1701	1738a	1805				1844		1904	1934		2001
Warwick Parkway (WRP)	d		1638a				1704	1738a	1808a			1838a			1907a	1937a		2004
Hatton (HTN)	d			1652			1710a						1852					2009a
Claverdon (CLV)	d		1632x		1657		1732x					1832x	1857					
Bearley (BER)	d		1637x		1703		1737x					1837x	1903					
Wilmcote (WMC)	d	1627			1707	1727				1827			1907	1927			2027	
Stratford Parkway (STY)	d	1630	1643		1710	1730	1743			1830	1843		1910	1930			2030	
Stratford-upon-Avon (SAV)	a	1634	1647		1713	1734	1747			1834	1847		1913	1934			2034	

Operator Days of operation/Notes	CH H	LM J	CH L	CH H	CH H	LM J	CH H	CH H	LM K	CH H
London Marylebone (MYB)  10 d	1902		1932			2002		2032	2102	2202
Leamington Spa (LMS)	d	2030		2100	2124	2130		2157	2230	2327
Warwick (WRW)	d	2035		2105	2129	2135		2202		2332
Warwick Parkway (WRP)	d	2038a		2108a		2138a		2206	2238a	2335a
Hatton (HTN)	d				2137			2211a		
Claverdon (CLV)	d				2142					
Bearley (BER)	d				2148					
Wilmcote (WMC)	d		2127		2152		2227		2313	
Stratford Parkway (STY)	d		2130		2155		2230		2316	
Stratford-upon-Avon (SAV)	a		2134		2158		2234		2320	


## NOTES (see introductory pages for explanation of train operator codes and standard symbols)


- a Arrival time  
d Departure time  
x Stops on request

- A From Banbury to Birmingham Moor Street  
B To Worcester Shrub Hill  
C From Birmingham Snow Hill  
D From Worcester Shrub Hill  
E From High Wycombe to Birmingham Moor Street  
F To Birmingham Snow Hill  
G From Stourbridge Junction  
H To Birmingham Moor Street  
J From Kidderminster  
K From Worcester Foregate Street  
L To Stourbridge Junction

## Leamington Spa to Warwick and Stratford-upon-Avon

## Sundays

Operator Days of operation	LM A	CH B	LM A	CH B	CH	LM C	CH B	LM D	CH B	LM C	CH B	CH	LM C	CH B	CH B	LM C	CH B	CH
London Marylebone (MYB)  d		0800		0900			1000		1100		1200			1238	1300		1400	
Leamington Spa (LMS) d		0928		1031	1044		1127		1231		1327	1337		1357	1431		1527	1537
Warwick (WRW) d		0933		1037	1049		1131		1237		1331	1342		1401	1437		1531	1542
Warwick Parkway (WRP) d		0938		1041a			1135		1241a		1335			1404a	1441a		1535	
Hatton (HTN) d		0943a			1057		1140a				1340a	1350					1540a	1550
Claverdon (CLV) d																		
Bearley (BER) d																		
Wilmcote (WMC) d			1012		1107	1112		1212		1312		1400	1412			1512		1600
Stratford Parkway (STY) d	0908		1015		1110	1115		1215		1315		1403	1415			1515		1603
Stratford-upon-Avon (SAV) a	0911		1018		1113	1121		1218		1318		1406	1418			1518		1606

Operator Days of operation/Notes	LM C	CH B	LM C	CH B	CH	LM C	CH B	CH E	LM C	CH B	CH	CH E	CH B	CH B	CH B	CH B
London Marylebone (MYB)  d		1500		1600			1700	1738		1800		1838	1900	2000	2100	2208
Leamington Spa (LMS) d		1631		1727	1737		1827	1900		1927	1937	2000	2028	2132	2225	2329
Warwick (WRW) d		1637		1731	1742			1905		1931	1942	2005		2136	2231	2333
Warwick Parkway (WRP) d		1641a		1735			1836a	1908a		1935		2008a	2038a	2140	2235a	2336a
Hatton (HTN) d				1740a	1750					1940a	1950			2145a		
Claverdon (CLV) d																
Bearley (BER) d																
Wilmcote (WMC) d	1612		1712		1800	1812			1912		2000					
Stratford Parkway (STY) d	1615		1715		1803	1815			1915		2003					
Stratford-upon-Avon (SAV) a	1618		1718		1806	1818			1918		2006					

**NOTES** (see introductory pages for explanation of train operator codes and standard symbols)

a Arrival time  
d Departure time

A From Birmingham Snow Hill  
B To Birmingham Moor Street  
C From Worcester Foregate Street  
D From Worcester Shrub Hill  
E To Stourbridge Junction

## Stratford-upon-Avon and Warwick to Leamington Spa

## Mondays to Fridays

Operator Days of operation/Notes	CH A	CH A	LM B	CH A	CH C	LM D	LM B	LM E	CH A	CH A	CH A	LM D	LM B	CH A	CH A	CH A	LM D
Stratford-upon-Avon (SAV)	d		0607		0631	0643	0708					0743	0808		0831		0843
Stratford Parkway (STY)	d		0610		0635	0646	0711a					0746	0811a		0835		0846
Wilmcote (WMC)	d		0613		0638	0649a						0749a			0838		0849a
Bearley (BER)	d		0616x		0642										0842		
Claverdon (CLV)	d		0621x		0648										0848		
Hatton (HTN)	d				0654					0745					0854		
Warwick Parkway (WRP)	d	0538	0608		0638	0710		0735	0741		0811			0843		0911	
Warwick (WRW)	d	0541	0611		0641	0701	0714	0738	0745	0751	0815			0847	0902	0915	
Leamington Spa (LMS)	a	0546	0616		0646	0706	0719	0743	0750	0757	0820			0852	0908	0920	
London Marylebone (MYB) ⑤ 10 a	0710	0746		0810	0842				0913		0945			1022		1045	

Operator Days of operation/Notes	LM B	CH E	LM D	CH A	CH A	LM B	CH E	CH	CH A	LM D	LM B	CH A	CH A	LM D	LM B	CH E	CH	CH A
Stratford-upon-Avon (SAV)	d	0908		0943		1008		1029		1043	1105			1143	1208		1229	
Stratford Parkway (STY)	d	0911a		0946		1011a		1033		1046	1109			1146	1211a		1233	
Wilmcote (WMC)	d		0949a					1036		1049a	1112			1149a			1236	
Bearley (BER)	d							1040			1115x						1240	
Claverdon (CLV)	d							1046			1120x						1246	
Hatton (HTN)	d			0944				1052				1139					1251	
Warwick Parkway (WRP)	d		0938		1013		1039		1111			1144	1211			1239		1311
Warwick (WRW)	d		0941		0950	1017	1043	1059	1115			1148	1215			1243	1258	1315
Leamington Spa (LMS)	a		0946		0956	1022	1048	1103	1120			1154	1220			1248	1302	1320
London Marylebone (MYB) ⑤ 10 a		1120			1145		1219		1243				1343			1419		1443

Operator Days of operation/Notes	LM D	LM F	CH A	CH A	LM D	LM B	CH E	CH	CH A	LM D	LM B	CH E	CH A	LM D	LM B	CH E	CH	CH A
Stratford-upon-Avon (SAV)	d	1243	1308		1343	1406		1431		1443	1506			1543	1606		1631	
Stratford Parkway (STY)	d	1246	1311a		1346	1410		1435		1446	1510			1546	1610		1636	
Wilmcote (WMC)	d	1249a			1349a	1413a		1438		1449a	1513a			1549a	1613a		1640	
Bearley (BER)	d							1442									1644	
Claverdon (CLV)	d							1448									1650	
Hatton (HTN)	d			1339				1454				1539					1656	1707
Warwick Parkway (WRP)	d			1344	1411		1439		1511			1544	1611			1639		1712
Warwick (WRW)	d			1348	1414		1443	1502	1515			1548	1614			1643	1703	1715
Leamington Spa (LMS)	a			1354	1419		1448	1507	1520			1554	1619			1648	1707	1720
London Marylebone (MYB) ⑤ 10 a				1543			1619		1648				1744			1826		1844

Operator Days of operation/Notes	LM D	LM B	CH E	LM D	CH A	CH A	LM B	CH E	CH	LM D	LM B	LM G	CH A	LM F	CH E	LM F	CH E	CH A
Stratford-upon-Avon (SAV)	d	1643	1708		1743		1808		1831	1843	1908			2001		2101		
Stratford Parkway (STY)	d	1646	1711a		1746		1812		1835	1846	1911a			2005		2105		
Wilmcote (WMC)	d	1649a			1749a				1838	1849a				2008a		2108a		
Bearley (BER)	d						1816x		1842									
Claverdon (CLV)	d						1821x		1848									
Hatton (HTN)	d				1745	1806			1855				1926	1940				2144
Warwick Parkway (WRP)	d			1741		1811		1838					1930	1946		2041		
Warwick (WRW)	d			1745		1751	1814	1841	1903				1935	1950		2044	2144	2150
Leamington Spa (LMS)	a			1750		1757	1819	1846	1907				1943	1955		2049	2149	2156
London Marylebone (MYB) ⑤ 10 a				1928			1943		2026				2130		2227		2315	

Operator Days of operation/Notes	CH	LM F	CH H	LM J	CH K	LM J	LM L	CH TSM H
Stratford-upon-Avon (SAV)	d	2133	2201		2243	2314	2330	
Stratford Parkway (STY)	d	2137	2205		2247		2334	
Wilmcote (WMC)	d	2140	2208a		2250a		2337a	
Bearley (BER)	d	2144						
Claverdon (CLV)	d	2150						
Hatton (HTN)	d	2156		2245			2357	
Warwick Parkway (WRP)	d			2251			0001	0009
Warwick (WRW)	d	2203		2254		2334	0004	0013
Leamington Spa (LMS)	a	2207		2259		2338	0007	0018
London Marylebone (MYB) ⑤ 10 a	2356							

**NOTES** (see introductory pages for explanation of train operator codes and standard symbols)

a Arrival time  
d Departure time  
x Stops on request


A From Birmingham Moor Street  
B To Worcester Foregate Street  
C From Stourbridge Junction  
D To Kidderminster  
E From Birmingham Snow Hill  
F To Worcester Shrub Hill  
G From Worcester Foregate Street


H From Birmingham Snow Hill to Banbury  
J To Birmingham Snow Hill  
K To Banbury  
L From Worcester Shrub Hill


TSM Tuesday to Saturday mornings


## Stratford-upon-Avon and Warwick to Leamington Spa

## Saturdays

Operator Days of operation/Notes	CH A	LM B	CH A	CH A	CH A	CH A	LM B	LM C	CH A	LM B	CH D	LM C	CH A	CH A	CH A	LM B	LM C	CH A	LM B
Stratford-upon-Avon (SAV)	d	0643			0731		0743	0808		0843		0908		0931		0943	1006		1043
Stratford Parkway (STY)	d	0646			0735		0746	0811a		0846		0911a		0936		0946	1010		1046
Wilmcote (WMC)	d	0649a			0739		0749a			0849a				0940		0949a			1049a
Bearley (BER)	d				0743									0944			1014x		
Claverdon (CLV)	d				0748									0949			1019x		
Hatton (HTN)	d	0638			0756c								0937	0955					
Warwick Parkway (WRP)	d	0643		0710	0741		0810			0840		0912		0942		1010			1110
Warwick (WRW)	d	0646		0714	0745	0803	0814			0844		0916		0946	1002	1014			1114
Leamington Spa (LMS)	a	0651		0720	0750	0807	0819			0849		0921		0951	1006	1019			1120
London Marylebone (MYB)  10 a	a	0815		0845	0917		0946			1017		1045		1113		1145			1245

Operator Days of operation/Notes	LM C	CH A	CH A	LM B	LM C	CH A	LM B	CH A	LM C	CH A	LM B	LM C	CH A	LM B	CH A	LM C	CH A	LM C	CH A
Stratford-upon-Avon (SAV)	d	1106	1131		1143	1208		1243		1308	1331		1343	1408		1443		1503	1531
Stratford Parkway (STY)	d	1110	1136		1146	1211a		1246		1311a	1336		1346	1411a		1446		1506a	1536
Wilmcote (WMC)	d		1140		1149a			1249a			1340		1349a			1449a			1540
Bearley (BER)	d	1114x	1144								1344								1544
Claverdon (CLV)	d	1119x	1149								1349								1549
Hatton (HTN)	d		1156				1238				1355						1538		1555
Warwick Parkway (WRP)	d			1210			1243		1310				1410			1510		1543	1610
Warwick (WRW)	d		1203	1214			1246		1314		1402	1414			1514		1546		1602
Leamington Spa (LMS)	a		1207	1219			1251		1320		1407	1419			1519		1551		1607
London Marylebone (MYB)  10 a	a			1345			1415		1445			1545			1645		1715		1745

Operator Days of operation/Notes	LM B	LM C	CH A	LM B	LM C	CH A	CH A	LM B	LM C	CH A	LM B	CH A	LM C	CH A	CH A	CH A	LM B	CH A	LM E
Stratford-upon-Avon (SAV)	d	1543	1608		1643	1706	1731		1743	1806		1843		1908		1930		1943	2043
Stratford Parkway (STY)	d	1546	1611a		1646	1710	1736		1746	1810		1846		1911a		1934		1946	2046
Wilmcote (WMC)	d	1549a			1649a		1740		1749a			1849a				1938		1949a	2049a
Bearley (BER)	d				1714x	1744				1814x						1942			
Claverdon (CLV)	d				1719x	1749				1819x						1947			
Hatton (HTN)	d					1755				1838						1953			
Warwick Parkway (WRP)	d			1710			1810			1843		1910		1940			2010		2040
Warwick (WRW)	d			1714			1803	1814		1846		1914		1944	2000	2014		2044	
Leamington Spa (LMS)	a			1719			1807	1819		1851		1919		1949	2004	2019		2049	
London Marylebone (MYB)  10 a	a			1845			1945			2015		2045		2115		2145		2215	

Operator Days of operation/Notes	CH A	LM F	CH G	CH H	LM J	LM K	LM E	LM SUM A
Stratford-upon-Avon (SAV)	d	2143	2215		2243		2330	
Stratford Parkway (STY)	d	2146			2247		2333	
Wilmcote (WMC)	d	2149a			2250a		2336a	
Bearley (BER)	d							
Claverdon (CLV)	d							
Hatton (HTN)	d	2138		2229	2247		2332	0012
Warwick Parkway (WRP)	d	2143			2253		2335	0015
Warwick (WRW)	d	2146		2236	2257		2338	0018
Leamington Spa (LMS)	a	2151		2241	2303		2343	0024
London Marylebone (MYB)  10 a	a	2355						

**NOTES** (see introductory pages for explanation of train operator codes and standard symbols)


- a Arrival time
- d Departure time
- x Stops on request
- c Arrives 3 minutes earlier


- A From Birmingham Moor Street
- B To Kidderminster
- C To Worcester Foregate Street
- D From Stourbridge Junction
- E To Birmingham Snow Hill
- F To Worcester Shrub Hill
- G To Banbury
- H From Birmingham Moor Street to Banbury
- J To Birmingham Moor Street
- K From Worcester Shrub Hill

**SUM** Sunday mornings

## Stratford-upon-Avon and Warwick to Leamington Spa

## Sundays

Operator Days of operation/Notes	CH A	CH A	CH A	LM B	CH A	CH A	LM B	CH C	CH A	LM B	CH C	CH A	LM B	CH A	LM B	CH A	LM B	CH A	LM B
Stratford-upon-Avon (SAV)	d			0926	0936		1026			1126			1226	1236		1326		1426	
Stratford Parkway (STY)	d			0930	0940		1030			1130			1230	1240		1330		1430	
Wilmcote (WMC)	d			0933a	0943		1033a			1133a			1233a	1243		1333a		1433a	
Bearley (BER)	d																		
Claverdon (CLV)	d																		
Hatton (HTN)	d		0911		0954				1100					1254	1305				
Warwick Parkway (WRP)	d	0852	0916	0938		1010		1038	1105		1138	1204			1311		1406		
Warwick (WRW)	d	0855	0919	0942		1001	1014	1042	1108		1142	1208			1301	1315	1409		
Leamington Spa (LMS)	a	0900	0924	0947		1005	1020	1047	1113		1147	1213			1306	1320	1415		
London Marylebone (MYB)  a	1015	1052	1110			1148		1210	1248		1310	1348			1447		1547		

Operator Days of operation/Notes	CH A	CH A	LM B	CH A	CH A	LM B	CH A	CH A	LM D	CH A	LM D	CH A	CH A	LM D	CH A	CH E	CH A
Stratford-upon-Avon (SAV)	d	1436		1526		1626	1636		1726		1826	1836		1926		2036	
Stratford Parkway (STY)	d	1440		1530		1630	1640		1730		1830	1840		1930		2040	
Wilmcote (WMC)	d	1443		1533a		1633a	1643		1733a		1833a	1843		1933		2043	
Bearley (BER)	d																
Claverdon (CLV)	d																
Hatton (HTN)	d	1454	1505			1654	1705				1854	1905			2054	2143	
Warwick Parkway (WRP)	d		1511		1538	1606		1711		1804		1911			2042	2148	
Warwick (WRW)	d	1501	1515		1542	1609		1701	1715	1808		1901	1915		2045	2101	2152
Leamington Spa (LMS)	a	1505	1520		1547	1614		1706	1720	1813		1905	1920		2050	2105	2157
London Marylebone (MYB)  a		1647		1715	1747			1848		1947			2047		2211		2352

**NOTES** (see introductory pages for explanation of train operator codes and standard symbols)

**a** Arrival time  
**d** Departure time

**A** From Birmingham Moor Street  
**B** To Worcester Foregate Street  
**C** From Stourbridge Junction  
**D** To Worcester Shrub Hill  
**E** To Banbury