

London to Salisbury, Westbury, Yeovil, Axminster and Exeter

Mondays to Fridays

Operator Train ID Days of operation/Notes 1st Class/Reservations/Bus/Ferry	SW 1L69 MO	SW 1L75 MX	SW 1L79 MX	SW 1L79 MO A	SW 1L93	SW 1L95	SW 1L03	SW 1L09	SW 1L11	SW 1L13	SW 1V15	SW 1L17	SW 1L19	SW 1L21	SW 1V23	SW 1L25	SW 1O50 C	SW 1L27
London Waterloo (WAT) 15 d									0635	0710	0750	0820	0850	0920		1020		
Clapham Junction (CLJ) 10 d									0642u	0717u	0758u	0828u	0916	0927u		1027u		
Woking (WOK) d			0009	0008					0702	0736	0817	0846	0916	0946		1046		
Reading (RDG) 7 d																		
Basingstoke (BSK) d			0029	0040					0724	0800	0838	0907	0938	1008	1038	1108		1138
Overton (OVR) d			0037s	0049s					0733	0808	0846		0946		1046			1146
Whitchurch (Hants) (WCH) d			0042s	0054s					0738	0813	0851		0951		1051			1151
Andover (ADV) d		0001	0051	0103					0746	0822	0900	0926	1002e	1026	1100	1126		1200
Grateley (GRT) d		0009	0058s	0110s					0754	0830	0907		1010		1107			1207
Salisbury (SAL) a		0021	0111	0122					0806	0843	0920	0945	1022	1044	1119	1143		1220
Salisbury (SAL) d							0610	0738	0808	0847	0924	0947		1047	1124	1147		
Warminster (WMN) a											0943				1143			
Westbury (WSB) a											0952				1152			
Frome (FRO) a											1005				1210			
Bruton (BRU) a											1016				1232			
Castle Cary (CLC) a											1021				1238			
Tisbury (TIS) d							0629	0757	0827	0906		1007		1106		1206		
Gillingham (Dorset) (GIL) d					0551	0642e	0811c	0837a	0917			1018		1117		1217		
Templecombe (TMC) d					0558	0650	0819		0925			1025		1125		1225		
Sherborne (SHE) d					0606	0657	0826		0932			1033		1132		1232		
Yeovil Junction (YVJ) a					0612	0703	0832		0938			1038		1138	1301j	1238		
Yeovil Junction (YVJ) d					0615	0707	0839		0942			1041		1139		1239	1320	
Yeovil Pen Mill (YVP) a											1052				1254	1325		
Crewkerne (CKN) d						0625	0716	0849		0951		1051		1149		1249		
Axminster (AXM) d	0009				0550	0657h	0737	0903		1006		1105		1203		1303		
Honiton (HON) d	0020s				0604e	0712c	0752e	0916		1018		1118		1216		1316		
Feniton (FNT) d	0027s				0610	0718	0758	0922		1023				1221				
Whimble (WHM) d	0032s				0615	0723	0803	0927				1126				1324		
Cranbrook (CBK) d	0036s				0619	0728	0808	0931		1031		1130		1229		1328		
Pinhoe (PIN) d	0040s				0623	0732	0813	0935		1035		1134		1233		1332		
Exeter Central (EXC) a					0628	0737	0817	0940		1039		1139		1237		1337		
Exeter St Davids (EXD) 6 a	0047				0632	0745	0822	0945		1043		1143		1242		1342		

For the complete service between London, Woking and Basingstoke see table 152, and between Reading and Basingstoke, table 120
 For the complete service between Salisbury, Westbury and Castle Cary see table 133

NOTES (see introductory pages for explanation of train operator codes and standard symbols)

- a Arrival time
- d Departure time
- s Stops to set down only
- u Stops to pick up only
- c Arrives 4 minutes earlier
- e Arrives 3 minutes earlier
- h Arrives 13 minutes earlier
- j Calls at Yeovil Junction after Pen Mill

- A Also calls at Farnborough (Main) 0019 and Fleet 0024
- C To London Waterloo via Westbury

- MO Mondays only
- MX Not Mondays

London to Salisbury, Westbury, Yeovil, Axminster and Exeter

Mondays to Fridays

Operator Train ID Days of operation/Notes 1st Class/Reservations/Bus/Ferry	SW 1L29	SW 1V29	SW 1L31	SW 1L33	SW 1O56 C	SW 1L35	SW 1L37	SW 1L39	SW 1L41	SW 1L43	SW 1L45	SW 1L47	SW 1L49	SW 1L51 B	SW 1L53	SW 1L55	SW 1L57	SW 1L59
	□	□	□	□	□	□	□	□	□	□	□	□	□	□	□	□	□	□
London Waterloo (WAT) 15 d		1120		1220			1320		1420		1520		1620	1650	1723	1753	1823	
Clapham Junction (CLJ) 10 d		1127u		1227u			1327u		1427u		1527u		1627u	1657u				
Woking (WOK) d		1146		1246			1346		1446		1546		1646u					
Reading (RDG) 7 d																		
Basingstoke (BSK) d		1208	1238	1308		1338	1408	1438	1508	1538	1608	1638	1707	1738	1807	1838	1907	1939
Overton (OVR) d			1246			1346		1446		1546		1646	1716	1747	1816	1847	1916	1947
Whitchurch (Hants) (WCH) d			1251			1351		1451		1551		1651	1722	1752	1822	1853	1922	1952
Andover (ADV) d		1226	1300	1325		1400	1426	1500	1526	1600	1627e	1700	1730	1801	1830	1901	1930	2001
Grateley (GRT) d			1307			1407		1507		1607		1707	1738	1809	1838	1909	1938	2009
Salisbury (SAL) a		1244	1320	1344		1420	1444	1520	1545	1620	1644	1721	1750	1822	1850	1922	1950	2021
Salisbury (SAL) d		1247	1251	1347			1447	1525	1547		1647	1723	1754	1824	1854	1924	1954	2024
Warminster (WMN) a			1310															
Westbury (WSB) a			1319															
Frome (FRO) a			1332															
Bruton (BRU) a			1343															
Castle Cary (CLC) a			1348															
Tisbury (TIS) d		1306		1406			1506	1539	1607		1706	1737	1809	1838	1909	1938	2009	2038
Gillingham (Dorset) (GIL) d		1317		1417			1517	1548a	1618		1717	1752f	1819	1852c	1920	1954f	2020	2051e
Templecombe (TMC) d		1325		1425			1525		1625		1725	1800	1827	1859	1927	2001	2027	2059
Sherborne (SHE) d		1332		1432			1532		1633		1732	1807	1834	1907	1935	2009	2035	2106
Yeovil Junction (YVJ) a		1338	1409j	1438			1538		1638		1738	1813	1840	1912	1940	2014	2040	2112
Yeovil Junction (YVJ) d		1339		1439	1451		1539		1639		1739		1841	1916	1941	2019	2041	2117
Yeovil Pen Mill (YVP) a			1402		1456									1921		2026		2124
Crewkerne (CKN) d		1349		1449			1549		1649		1749		1850		1951		2051	
Axminster (AXM) d		1403		1503			1603		1703		1804		1905		2005		2105	
Honiton (HON) d		1416		1515			1616		1717		1816		1918		2017		2117	
Feniton (FNT) d		1421		1521					1722				1923				2123	
Whimple (WHM) d				1526			1624				1825				2025			
Cranbrook (CBK) d		1429		1530			1629		1730		1830		1931		2030		2130	
Pinhoe (PIN) d		1433		1534			1633		1734		1834		1935		2034		2134	
Exeter Central (EXC) a		1437		1539			1637		1739		1838		1939		2038		2139	
Exeter St Davids (EXD) 6 a		1442		1543			1642		1744		1849		1944		2042		2143	

NOTES (see introductory pages for explanation of train operator codes and standard symbols)

- a Arrival time
- d Departure time
- u Stops to pick up only
- c Arrives 4 minutes earlier
- e Arrives 3 minutes earlier
- f Arrives 5 minutes earlier
- j Calls at Yeovil Junction after Pen Mill

- B To Westbury
- C To London Waterloo via Westbury

London to Salisbury, Westbury, Yeovil, Axminster and Exeter

Mondays to Fridays





Operator	SW	SW	SW	SW	SW	SW	SW	SW	SW	SW	SW	SW
Train ID	1L61	1O58	1L63	1L65	1L67	1L69	1L71	1L73	1L75	1L79	1L79	1L79
Days of operation/Notes		D								FX	FO	
1st Class/Reservations/Bus/Ferry	†	†	†	†	†	†	†	†	†	†	†	†
London Waterloo (WAT) ① 15 d	1920			2020		2120		2220		2340	2340	
Clapham Junction (CLJ) 10 d	1927u			2027u		2127u		2227u		2347u	2347u	
Woking (WOK) d	1946u			2046		2146		2246		0009	0009	
Reading (RDG) 7 d												
Basingstoke (BSK) d	2007		2038	2107	2138	2207	2238	2307	2338	0029	0029	
Overton (OVR) d	2016		2046	2116	2146	2216	2246	2316	2347	0037s	0037s	
Whitchurch (Hants) (WCH) d	2021		2051	2121	2151	2221	2251	2321	2353	0042s	0042s	
Andover (ADV) d	2030		2100	2129	2200	2229	2300	2329	0001	0051	0051	
Grateley (GRT) d	2038		2107	2137	2207	2237	2307	2337	0009	0058s	0058s	
Salisbury (SAL) a	2050		2120	2149	2220	2249	2322	2349	0021	0111	0111	
Salisbury (SAL) d	2054			2151				2351			0114	
Warminster (WMN) a												
Westbury (WSB) a												
Frome (FRO) a												
Bruton (BRU) a												
Castle Cary (CLC) a												
Tisbury (TIS) d	2108			2208				0004s			0127s	
Gillingham (Dorset) (GIL) d	2119			2218				0015s			0137s	
Templecombe (TMC) d	2126			2226				0023s			0145s	
Sherborne (SHE) d	2134			2233				0030s			0153s	
Yeovil Junction (YVJ) a	2139			2239				0036			0159	
Yeovil Junction (YVJ) d	2142	2145		2240								
Yeovil Pen Mill (YVP) a		2150										
Crewkerne (CKN) d	2152			2250								
Axminster (AXM) d	2206			2305								
Honiton (HON) d	2218			2338g								
Feniton (FNT) d				2343								
Whimple (WHM) d	2226			2348								
Cranbrook (CBK) d	2231			2353								
Pinhoe (PIN) d	2235			2357								
Exeter Central (EXC) a	2239			0001								
Exeter St Davids (EXD) 6 a	2244			0005								

NOTES (see introductory pages for explanation of train operator codes and standard symbols)

- a Arrival time
- d Departure time
- s Stops to set down only
- u Stops to pick up only
- g Arrives 22 minutes earlier
- D To Salisbury via Westbury
- FO Fridays only
- FX Not Fridays

London to Salisbury, Westbury, Yeovil, Axminster and Exeter

Saturdays





Operator Train ID 1st Class/Reservations/Bus/Ferry	SW 1L75 □	SW 1L79 □	SW 1L93 □	SW 1L95 □	SW 1L03 □	SW 1L09 □	SW 1L11 □	SW 1L13 □	SW 1L15 □	SW 1L17 □	SW 1V19 □	SW 1L21 □	SW 1L23 □	SW 1L25 □	SW 1L27 □	SW 1L29 □	SW 1L31 □	SW 1L33 □
London Waterloo (WAT)  d							0635	0710	0750	0820	0850	0920	0950	1020	1050	1120	1150	1220
Clapham Junction (CLJ)  d							0642u	0717u	0757u	0827u	0857u	0927u	0957u	1028u	1057u	1127u	1157u	1227u
Woking (WOK) d		0009					0702	0736	0816	0846	0916	0946	1016	1046	1116	1148	1216	1246
Reading (RDG)  d																		
Basingstoke (BSK) d		0029					0723	0759	0838	0908	0938	1008	1039	1109c	1138c	1208	1238	1308
Overton (OVR) d		0037s					0731	0808	0846		0946		1047		1146		1246	
Whitchurch (Hants) (WCH) d		0042s					0736	0813	0851		0951		1052		1151		1251	
Andover (ADV) d	0001	0051					0745	0822	0900	0926	1000	1026	1101	1127	1200	1226	1300	1326
Grateley (GRT) d	0009	0058s					0752	0830	0907		1007		1108		1207		1307	
Salisbury (SAL) a	0021	0111					0805	0843	0920	0942	1020	1042	1121	1144	1220	1243	1320	1342
Salisbury (SAL) d		0114			0615	0747	0813	0847		0947	1025	1047		1147		1247		1347
Warminster (WMN) a																		
Westbury (WSB) a																		
Frome (FRO) a																		
Bruton (BRU) a																		
Castle Cary (CLC) a																		
Tisbury (TIS) d		0127s			0629	0801	0832	0906		1006		1106		1206		1306		1406
Gillingham (Dorset) (GIL) d		0137s			0642c	0814c	0900f	0917		1017		1117		1217		1317		1417
Templecombe (TMC) d		0145s			0650	0822	0907	0925		1025		1125		1225		1325		1425
Sherborne (SHE) d		0153s			0657	0829	0915	0932		1032		1132		1232		1332		1432
Yeovil Junction (YVJ) a		0159			0703	0835	0920	0938		1038		1138		1238		1338		1438
Yeovil Junction (YVJ) d				0615	0707	0839		0939		1039		1139		1239		1339		1439
Yeovil Pen Mill (YVP) a																		
Crewkerne (CKN) d				0624	0716	0849		0949		1049		1149		1249		1349		1449
Axminster (AXM) d			0552	0657h	0738	0903		1003		1103		1203		1303		1403		1503
Honiton (HON) d			0604	0712j	0754e	0916		1016		1116		1216		1316		1416		1516
Feniton (FNT) d			0610	0718	0800	0921		1021				1221				1421		
Whimble (WHM) d			0615	0723	0805	0926				1124				1324				1524
Cranbrook (CBK) d			0619	0728	0809	0931		1029		1128		1229		1328		1429		1528
Pinhoe (PIN) d			0623	0732	0813	0935		1033		1132		1233		1332		1433		1532
Exeter Central (EXC) a			0628	0737	0818	0939		1037		1137		1237		1337		1437		1537
Exeter St Davids (EXD)  a			0632	0743	0823	0943		1042		1142		1242		1342		1442		1542

NOTES (see introductory pages for explanation of train operator codes and standard symbols)

- a Arrival time
- d Departure time
- s Stops to set down only
- u Stops to pick up only
- c Arrives 3 minutes earlier
- e Arrives 5 minutes earlier
- f Arrives 18 minutes earlier
- h Arrives 13 minutes earlier
- j Arrives 4 minutes earlier

London to Salisbury, Westbury, Yeovil, Axminster and Exeter

Saturdays

Operator Train ID 1st Class/Reservations/Bus/Ferry	SW 1L35 □	SW 1L37 □	SW 1L39 □	SW 1L41 □	SW 1L43 □	SW 1L45 □	SW 1L47 □	SW 1L49 □	SW 1L51 □	SW 1L53 □	SW 1V55 □	SW 1L57 □	SW 1L59 □	SW 1L61 □	SW 1L63 □	SW 1L65 □	SW 1L67 □	SW 1L69 □
London Waterloo (WAT)  d	1250	1320	1350	1420	1450	1520	1550	1620	1650	1720	1750	1820	1850	1920	1950	2020	2050	2120
Clapham Junction (CLJ)  d	1257u	1327u	1357u	1427u	1457u	1527u	1557u	1627u	1657u	1727u	1757u	1827u	1857u	1927u	1957u	2027u	2057u	2127u
Woking (WOK) d	1316	1346	1416	1446	1516	1546	1616	1646	1716	1746	1816	1846	1916	1946	2016	2046	2116	2146
Reading (RDG)  d																		
Basingstoke (BSK) d	1338	1407	1438	1508	1537	1608	1638	1708	1738	1808	1838	1908	1938	2008	2038	2108	2138	2208
Overton (OVR) d	1346		1446		1545		1646		1746		1846		1946		2046		2146	2216
Whitchurch (Hants) (WCH) d	1351		1451		1550		1651		1751		1851		1951		2051		2151	2221
Andover (ADV) d	1400	1426	1500	1526	1600	1626	1700	1726	1800	1826	1900	1926	2000	2026	2100	2126	2200	2230
Grateley (GRT) d	1407		1507		1607		1707		1807		1907		2007		2107		2207	2237
Salisbury (SAL) a	1420	1442	1520	1543	1620	1642	1720	1742	1820	1843	1920	1943	2020	2045	2120	2144	2220	2249
Salisbury (SAL) d		1447		1547		1647		1747		1847	1927	1947		2047		2148		2254
Warminster (WMN) a											1946							
Westbury (WSB) a											1954							
Frome (FRO) a											2007							
Bruton (BRU) a											2018							
Castle Cary (CLC) a											2023							
Tisbury (TIS) d		1506		1606		1706		1806		1908		2006		2106		2206		2309s
Gillingham (Dorset) (GIL) d		1517		1617		1717		1817		1919		2017		2117		2217		2319s
Templecombe (TMC) d		1525		1625		1725		1825		1926		2025		2125		2225		2327s
Sherborne (SHE) d		1532		1632		1732		1832		1934		2032		2132		2232		2334s
Yeovil Junction (YVJ) a		1538		1638		1738		1838		1939	2045k	2038		2138		2238		2340
Yeovil Junction (YVJ) d		1539		1639		1739		1839		1941		2039		2139		2239		
Yeovil Pen Mill (YVP) a											2037							
Crewkerne (CKN) d		1549		1649		1749		1849		1950		2049		2149		2249		
Axminster (AXM) d		1603		1703		1803		1903		2005		2103		2203		2303		
Honiton (HON) d		1616		1716		1816		1916		2016		2117		2217		2315a		
Feniton (FNT) d		1621				1821				2023				2222				
Whimble (WHM) d				1724				1924				2125		2227				
Cranbrook (CBK) d		1629		1728		1829		1928		2030		2129		2232				
Pinhoe (PIN) d		1633		1732				1932				2133		2236				
Exeter Central (EXC) a		1637		1737		1837		1937		2037		2138		2240				
Exeter St Davids (EXD)  a		1643		1742		1841		1942		2042		2142		2245				

NOTES (see introductory pages for explanation of train operator codes and standard symbols)

- a Arrival time
- d Departure time
- s Stops to set down only
- u Stops to pick up only
- k Calls at Yeovil Junction after Pen Mill

London to Salisbury, Westbury, Yeovil, Axminster and Exeter

Saturdays

1st Class/Reservations/Bus/Ferry	Operator Train ID	SW	SW	SW
		1L73 f	1L75 f	1L79 f
London Waterloo (WAT)	15 d	2220	2250	2339
Clapham Junction (CLJ)	10 d	2227u	2257u	2346u
Woking (WOK)	d	2247	2316	0008
Reading (RDG)	7 d			
Basingstoke (BSK)	d	2308	2340	0029
Overton (OVR)	d	2317	2349	0038s
Whitchurch (Hants) (WCH)	d	2322	2355	0043s
Andover (ADV)	d	2330	0003	0051
Grateley (GRT)	d	2338	0011	0059s
Salisbury (SAL)	a	2350	0024	0111
Salisbury (SAL)	d			
Warminster (WMN)	a			
Westbury (WSB)	a			
Frome (FRO)	a			
Bruton (BRU)	a			
Castle Cary (CLC)	a			
Tisbury (TIS)	d			
Gillingham (Dorset) (GIL)	d			
Templecombe (TMC)	d			
Sherborne (SHE)	d			
Yeovil Junction (YVJ)	a			
Yeovil Junction (YVJ)	d			
Yeovil Pen Mill (YVP)	a			
Crewkerne (CKN)	d			
Axminster (AXM)	d			
Honiton (HON)	d			
Feniton (FNT)	d			
Whimple (WHM)	d			
Cranbrook (CBK)	d			
Pinhoe (PIN)	d			
Exeter Central (EXC)	a			
Exeter St Davids (EXD)	6 a			

NOTES (see introductory pages for explanation of train operator codes and standard symbols)

- a Arrival time
- d Departure time
- s Stops to set down only
- u Stops to pick up only

London to Salisbury, Westbury, Yeovil, Axminster and Exeter

Sundays

Operator Train ID Days of operation/Notes 1st Class/Reservations/Bus/Ferry	SW 1L75	SW 1L79	SW 1L07	SW 1L13	SW 1036 A	SW 1L17	SW 1L19	SW 1L21	SW 1L23	SW 1L25	SW 1L27	SW 1L29	SW 1L31	SW 1L33	SW 1L35	SW 1L37	SW 1L39	SW 1L41
	□	□	□	□	□	□	□	□	□	□	□	□	□	□	□	□	□	□
London Waterloo (WAT) 15 d						0815		0915		1015		1115		1215		1315		1415
Clapham Junction (CLJ) 10 d						0823u		0924u		1023u		1123u		1223u		1323u		1423u
Woking (WOK) d		0008				0846		0946		1046		1146		1246		1345		1446
Reading (RDG) 7 d							0912		1012		1112		1212		1312		1412	
Basingstoke (BSK) d		0029		0804		0907	0933	1007	1033	1107	1131	1207	1231	1307	1331	1407c	1431	1507
Overton (OVR) d		0038s		0812			0942		1042		1140		1240		1340		1440	
Whitchurch (Hants) (WCH) d		0043s		0817			0947		1047		1145		1245		1345		1445	
Andover (ADV) d	0003	0051		0826		0924	0957c	1026c	1057c	1125	1154	1224	1254	1325	1354	1424	1453	1524
Grateley (GRT) d	0011	0059s		0833			1005		1105		1201		1301		1401		1501	
Salisbury (SAL) a	0024	0111		0846		0941	1018	1043	1118	1142	1214	1242	1314	1343	1414	1442	1514	1540
Salisbury (SAL) d			0654	0847		0947		1047		1147		1247		1347	1419	1447		1547
Warminster (WMN) a																		
Westbury (WSB) a																		
Frome (FRO) a																		
Bruton (BRU) a																		
Castle Cary (CLC) a																		
Tisbury (TIS) d			0706	0906		1007		1106		1206		1306		1406	1433	1506		1606
Gillingham (Dorset) (GIL) d			0717	0917		1018		1117		1217		1317		1417	1451e	1517		1617
Templecombe (TMC) d			0725	0925		1025		1125		1225		1325		1425	1458	1525		1625
Sherborne (SHE) d			0732	0932		1033		1132		1232		1332		1432	1506	1532		1632
Yeovil Junction (YVJ) a			0738	0938		1038		1138		1238		1338		1438	1511	1538		1638
Yeovil Junction (YVJ) d			0739	0939	0946	1039		1139		1239		1339		1439	1516	1539		1639
Yeovil Pen Mill (YVP) a					0951										1521			
Crewkerne (CKN) d			0749	0949		1049		1149		1249		1349		1449		1549		1649
Axminster (AXM) d			0804	1003		1103		1203		1303		1403		1503		1603		1703
Honiton (HON) d			0817	1016		1116		1216		1316		1416		1516		1616		1716
Feniton (FNT) d			0822	1021				1221				1421				1621		
Whimble (WHM) d			0827	1026		1124				1324				1524				1724
Cranbrook (CBK) d			0832	1031		1128		1229		1328		1429		1528		1629		1728
Pinhoe (PIN) d			0836	1035		1132		1233		1332		1433		1532		1633		1732
Exeter Central (EXC) a			0842	1039		1137		1237		1337		1437		1537		1637		1737
Exeter St Davids (EXD) 6 a			0847	1044		1142		1243		1343		1442		1542		1642		1746

NOTES (see introductory pages for explanation of train operator codes and standard symbols)

- a Arrival time
- d Departure time
- s Stops to set down only
- u Stops to pick up only
- c Arrives 3 minutes earlier
- e Arrives 8 minutes earlier

A To London Waterloo via Westbury

London to Salisbury, Westbury, Yeovil, Axminster and Exeter

Sundays

Operator Train ID Days of operation/Notes 1st Class/Reservations/Bus/Ferry	SW 1L43	SW 1L45	SW 1L47	SW 1L49	SW 1L51	SW 1L53	SW 1L55	SW 1L57	SW 1L59	SW 1L61	SW 1L63	SW 1L65	SW 1L67	SW 1L69	SW 1L73	SW 1L79 B
London Waterloo (WAT) 15 d		1520		1620		1720	1745	1820	1845	1920	1945	2020	2045	2120	2220	2335
Clapham Junction (CLJ) 10 d		1527u		1627u		1727u	1753u	1827u	1853u	1927u	1953u	2027u	2053u	2127u	2227u	2344u
Woking (WOK) d		1546		1646		1746	1813	1846	1913	1946	2013	2046	2114	2146	2246	0008
Reading (RDG) 7 d	1512		1612		1712											
Basingstoke (BSK) d	1531	1607	1631	1707	1731	1807	1834	1907	1934	2007	2034	2107	2135	2207	2307	0040
Overton (OVR) d	1540		1640		1739		1843		1943		2043		2143		2315	0049s
Whitchurch (Hants) (WCH) d	1545		1645		1744		1848		1948		2048		2148		2320	0054s
Andover (ADV) d	1553	1625	1654	1724	1753	1825	1856	1925	1956	2025	2056	2126c	2157	2224	2329	0103
Grateley (GRT) d	1601		1701		1800		1905		2005		2105		2205		2336	0110s
Salisbury (SAL) a	1613	1646	1715	1742	1815	1842	1917	1943	2017	2042	2117	2143	2217	2242	2348	0122
Salisbury (SAL) d	1614	1647		1747		1847		1947		2047		2147		2247		
Warminster (WMN) a																
Westbury (WSB) a																
Frome (FRO) a																
Bruton (BRU) a																
Castle Cary (CLC) a																
Tisbury (TIS) d	1633	1706		1806		1906		2006		2106		2207		2307		
Gillingham (Dorset) (GIL) d	1643a	1717		1817		1917		2017		2117		2218		2318		
Templecombe (TMC) d		1725		1825		1925		2025		2125		2225		2325		
Sherborne (SHE) d		1732		1832		1932		2032		2132		2233		2333		
Yeovil Junction (YVJ) a		1738		1838		1938		2038		2138		2238		2338		
Yeovil Junction (YVJ) d		1739		1839		1940		2039		2139				2339		
Yeovil Pen Mill (YVP) a																
Crewkerne (CKN) d		1749		1849		1950		2049		2149				2349		
Axminster (AXM) d		1803		1903		2004		2103		2204				0009		
Honiton (HON) d		1816		1916		2017		2117		2217				0020s		
Feniton (FNT) d		1821				2022				2221				0027s		
Whimble (WHM) d				1924				2125		2227				0032s		
Cranbrook (CBK) d		1829		1928		2030		2128		2232				0036s		
Pinhoe (PIN) d		1833		1932		2034		2132		2236				0040s		
Exeter Central (EXC) a		1837		1937		2038		2138		2240						
Exeter St Davids (EXD) 6 a		1842		1942		2043		2143		2244				0047		

NOTES (see introductory pages for explanation of train operator codes and standard symbols)

- a Arrival time
- d Departure time
- s Stops to set down only
- u Stops to pick up only
- c Arrives 3 minutes earlier

B Also calls at Farnborough (Main) 0019 and Fleet 0024

Exeter, Axminster, Yeovil, Westbury and Salisbury to London

Mondays to Fridays

Operator	SW	SW	SW	SW	SW	SW	SW	SW	SW	SW	SW	SW	SW	SW	SW	SW	SW	SW
Train ID	1L92	1L12	1L12	1L14	1L14	1L16	1L16	1L18	1L20	1L22	1O24	1L24	1L26	1L28	1L30	1L32	1L34	1L36
Days of operation/Notes	MX	A	B	A	B	A	B											
1st Class/Reservations/Bus/Ferry	□	□	□	□	□	□	□	□	□	□	□	□	□	□	□	□	□	□
Exeter St Davids (EXD) 6 d									0510				0640	0725		0823		0925
Exeter Central (EXC) d									0514				0644	0729		0828		0930
Pinhoe (PIN) d									0519				0649	0733		0833		0935
Cranbrook (CBK) d									0523				0653	0738		0837		0940
Whimble (WHM) d									0528				0658			0842		0945
Feniton (FNT) d									0534				0704			0848		
Honiton (HON) d									0541	0620			0711	0752		0855		0955
Axminster (AXM) d									0553	0631			0723	0804		0906		1006
Crewkerne (CKN) d	0001								0606	0644			0736	0817		0919		1019
Yeovil Pen Mill (YVP) d								0541			0658	0711						
Yeovil Junction (YVJ) a	0009							0546	0615	0653		0716	0744	0825		0929		1028
Yeovil Junction (YVJ) d						0511	0514	0550	0620	0654		0720	0750	0829		0930		1029
Sherborne (SHE) d						0517	0520	0556	0626	0700		0726	0756	0835		0935		1035
Templecombe (TMC) d						0525	0528	0604	0634	0708		0734	0804	0843		0944		1043
Gillingham (Dorset) (GIL) d						0533	0536	0612	0642	0716		0742	0812	0851	0918	0952		1051
Tisbury (TIS) d						0543	0546	0624	0652	0726		0753	0822	0901	0928	1002		1101
Castle Cary (CLC) d												0712						
Bruton (BRU) d												0717						
Frome (FRO) d												0729						
Westbury (WSB) d												0742						
Warminster (WMN) d												0750						
Salisbury (SAL) a						0558	0601	0639	0707	0741		0811	0808	0838	0917	0943	1017	1116
Salisbury (SAL) d		0508	0510	0540	0543	0603	0606	0645	0715	0745		0815	0846	0921	0947	1021	1047	1121
Grateley (GRT) d		0520	0522	0552	0555	0616	0619	0657	0728	0757		0827	0859	0959	1059			
Andover (ADV) d		0530	0530	0600	0603	0623	0626	0705	0735	0805		0835	0906	0938	1006	1038	1106	1138
Whitchurch (Hants) (WCH) d		0538	0538	0608	0611	0632	0635	0713	0744	0813		0843	0914		1014		1114	
Overton (OVR) d		0544	0544	0614	0617	0638	0641	0719	0750	0819		0849	0920		1020		1120	
Basingstoke (BSK) d		0554	0554	0627	0627	0651	0651	0729	0759	0829a		0859	0928a	0957	1029a	1057	1129a	1157
Reading (RDG) 7 a																		
Woking (WOK) d		0614	0614	0647	0647							0919		1017		1117		1217
Clapham Junction (CLJ) 10 a		0633	0633	0706	0706							0938		1036		1136		1236
London Waterloo (WAT) 15 a		0642	0642	0721	0721	0736	0736	0814	0844			0951		1049		1149		1249

NOTES (see introductory pages for explanation of train operator codes and standard symbols)

- a Arrival time
- d Departure time
- A Runs from 9 October
- B Runs until 6 October
- MX Not Mondays

Exeter, Axminster, Yeovil, Westbury and Salisbury to London

Mondays to Fridays

Operator Train ID Days of operation/Notes 1st Class/Reservations/Bus/Ferry	SW	SW	SW	SW	SW	SW	SW	SW	SW	SW	SW	SW	SW	SW	SW	SW	SW	SW
	1L38	1O40	1L40	1L42	1L44	1V23 D	1L46	1L48	1O50	1V29 E	1L52	1L54	1O56	1L56	1L58	1L60	1L62	1L64
Exeter St Davids (EXD) 6 d			1025		1125			1225			1325			1425		1525		1625
Exeter Central (EXC) d			1030		1130			1230			1330			1430		1530		1629
Pinhoe (PIN) d			1035		1134			1234			1334			1434		1534		1633
Cranbrook (CBK) d			1039		1139			1239			1339			1439		1539		1638
Whimble (WHM) d					1144						1344					1544		1643
Feniton (FNT) d			1047					1247						1447				1649
Honiton (HON) d			1055		1155			1255			1355			1455		1555		1656
Axminster (AXM) d			1106		1206			1306			1406			1506		1606		1707
Crewkerne (CKN) d			1119		1219			1319			1419			1519		1619		1720
Yeovil Pen Mill (YVP) d		1059				1256			1331	1404			1500					
Yeovil Junction (YVJ) a			1128		1228	1301		1328		1409	1428			1528		1628		1729
Yeovil Junction (YVJ) d			1129		1229			1329	1320f		1429		1451f	1529		1629		1730
Sherborne (SHE) d			1135		1235			1335			1435			1535		1635		1736
Templecombe (TMC) d			1143		1243			1343			1443			1543		1643		1744
Gillingham (Dorset) (GIL) d			1151		1251			1351			1451			1551	1618	1651		1752
Tisbury (TIS) d			1201		1301			1401			1501			1602	1628	1701		1802
Castle Cary (CLC) d		1114							1345				1514					
Bruton (BRU) d		1119							1350				1519					
Frome (FRO) d		1131							1402				1531					
Westbury (WSB) d		1144							1415				1544					
Warminster (WMN) d		1152							1423				1553					
Salisbury (SAL) a		1211	1216		1319			1417	1443		1516		1612	1616	1643	1716		1822
Salisbury (SAL) d	1147	1221	1247	1322			1347	1421	1447		1521	1547	1621	1647	1720	1747	1826	
Grateley (GRT) d	1159		1259				1359		1459			1559		1659		1759		
Andover (ADV) d	1206	1238	1306	1338			1406	1438	1506		1538	1606	1638	1706	1737	1806	1843	
Whitchurch (Hants) (WCH) d	1214		1314				1414		1514			1614		1714		1814		
Overton (OVR) d	1220		1320				1420		1520			1620		1720		1820		
Basingstoke (BSK) d	1231a	1257	1331a	1357			1429a	1457	1530		1557	1630	1657	1729a	1757c	1829a	1901	
Reading (RDG) 7 a																		
Woking (WOK) d		1317		1417				1517	1551		1617	1650	1717		1817		1921	
Clapham Junction (CLJ) 10 a		1336		1436				1536			1636		1737		1836		1940	
London Waterloo (WAT) 15 a		1349		1449				1549	1618		1649	1719	1751		1849		1949	

NOTES (see introductory pages for explanation of train operator codes and standard symbols)

- a Arrival time
- d Departure time
- c Arrives 3 minutes earlier
- f Starts from Yeovil Junction before Pen Mill

- D From Basingstoke via Westbury
- E From London Waterloo via Westbury

Exeter, Axminster, Yeovil, Westbury and Salisbury to London

Mondays to Fridays

Operator Train ID Days of operation/Notes 1st Class/Reservations/Bus/Ferry	SW	SW	GW	SW	SW	SW	SW	SW	SW	SW	SW	SW	SW	SW	SW	SW
	1L66	1L68	2L92 C	1L70	1L51	1L72	1L74	1L76	2V28	1J78	1L80	2V30	1O58	1L84	1L88	1L92
	□	□		□	□	□	□	□	□	□	□	□	□	□	□	□
Exeter St Davids (EXD) 6 d		1725	1748			1825		1925			2025			2125	2225	2306
Exeter Central (EXC) d		1729	1753			1830		1930			2030			2130	2230	2310
Pinhoe (PIN) d		1734	1758			1835		1934			2034			2134	2235	2315
Cranbrook (CBK) d		1739	1802			1839		1939			2039			2139	2239	2319
Whimble (WHM) d		1744				1844		1944						2144	2244	2324
Feniton (FNT) d		1749	1810			1849					2047			2149	2250	2329
Honiton (HON) d		1756	1818			1856		1955			2055			2156	2257	2337
Axminster (AXM) d		1808	1828a			1908		2006			2106			2208	2308	2348
Crewkerne (CKN) d		1821				1921		2019			2119			2221	2321	0001
Yeovil Pen Mill (YVP) d					1923				2030			2130	2152			
Yeovil Junction (YVJ) a		1829				1929		2028	2035		2128	2135		2229	2330	0009
Yeovil Junction (YVJ) d		1830			1916f	1930		2029			2129		2145f	2230	2331	
Sherborne (SHE) d		1837				1937		2035			2135			2236		
Templecombe (TMC) d		1844				1944		2043			2143			2244		
Gillingham (Dorset) (GIL) d		1852				1952		2051			2151			2252		
Tisbury (TIS) d		1903				2003		2101			2201			2303		
Castle Cary (CLC) d					1938								2220			
Bruton (BRU) d					1943								2225			
Frome (FRO) d					1956								2245			
Westbury (WSB) d					2005a								2314			
Warminster (WMN) d													2321			
Salisbury (SAL) a		1922				2022		2121			2221		2341	2319	0017	
Salisbury (SAL) d	1847	1924		1947		2023	2047	2125		2150	2225					
Grateley (GRT) d	1859			1959			2059			2202	2237					
Andover (ADV) d	1906	1947e		2006		2041	2106	2142		2209	2244					
Whitchurch (Hants) (WCH) d	1914			2014			2114			2217	2252					
Overton (OVR) d	1920			2020			2120			2223	2258					
Basingstoke (BSK) d	1929a	2011c		2029a		2059	2129a	2200		2233	2308					
Reading (RDG) 7 a										2250						
Woking (WOK) d		2032				2118		2219			2327					
Clapham Junction (CLJ) 10 a		2053				2138		2238			2346					
London Waterloo (WAT) 15 a		2104				2149		2249			2356					

NOTES (see introductory pages for explanation of train operator codes and standard symbols)

- a Arrival time
- d Departure time
- c Arrives 3 minutes earlier
- e Arrives 7 minutes earlier
- f Starts from Yeovil Junction before Pen Mill

C From Barnstaple, see table 136

Exeter, Axminster, Yeovil, Westbury and Salisbury to London

Saturdays

Operator Train ID Days of operation/Notes 1st Class/Reservations/Bus/Ferry	SW 1L92	SW 1L12 A	SW 1L12 B	SW 1L14 A	SW 1L14 B	SW 1L16 A	SW 1L16 B	SW 1L18	SW 1L20	SW 1L22	SW 1L24	SW 1O26	SW 1L26	SW 1L28	SW 1L30	SW 1L32	SW 1L34	SW 1L36	
Exeter St Davids (EXD) 6 d									0510				0640	0725		0824		0925	
Exeter Central (EXC) d									0514				0645	0729		0828		0930	
Pinhoe (PIN) d									0519				0650	0733		0833		0934	
Cranbrook (CBK) d									0523				0654	0738		0837		0940	
Whimble (WHM) d									0528				0659	0743		0842		0945	
Feniton (FNT) d									0534				0705			0847			
Honiton (HON) d									0541	0620			0713	0755		0855		0955	
Axminster (AXM) d									0552	0631			0724	0806		0906		1006	
Crewkerne (CKN) d	0001								0605	0644			0737	0819		0919		1019	
Yeovil Pen Mill (YVP) d																			
Yeovil Junction (YVJ) a	0009								0614	0653			0746	0828		0928		1028	
Yeovil Junction (YVJ) d									0620	0654			0753	0829		0929	0953	1029	
Sherborne (SHE) d									0626	0700			0759	0835		0935	0959	1035	
Templecombe (TMC) d									0634	0708			0807	0843		0943	1007	1043	
Gillingham (Dorset) (GIL) d									0642	0717			0817c	0851		0951	1017c	1051	
Tisbury (TIS) d									0652	0727			0827	0901		1001	1027	1101	
Castle Cary (CLC) d													0736						
Bruton (BRU) d													0741						
Frome (FRO) d													0754						
Westbury (WSB) d													0810						
Warminster (WMN) d													0818						
Salisbury (SAL) a								0707	0742				0838	0842	0916		1016	1042	1116
Salisbury (SAL) d		0512	0515	0544	0547	0620	0621	0646	0721	0746	0821		0847	0921	0947	1021	1047	1121	
Grateley (GRT) d		0524	0527	0556	0559			0659		0759			0859		0959		1059		
Andover (ADV) d		0532	0535	0603	0606	0637	0638	0706	0738	0806	0838		0906	0938	1006	1038	1106	1138	
Whitchurch (Hants) (WCH) d		0540	0543	0611	0614			0714		0814			0914		1014		1114		
Overton (OVR) d		0546	0549	0617	0620			0720		0820			0920		1020		1120		
Basingstoke (BSK) d		0559	0559	0630	0630	0657	0657	0730	0758	0830	0857		0930	0957	1030	1057	1130	1157	
Reading (RDG) 7 a																			
Woking (WOK) d		0619	0619	0654	0654	0717	0717	0750	0818	0850	0916		0950	1016	1050	1116	1150	1216	
Clapham Junction (CLJ) 10 a		0638	0638			0738	0738		0837		0936			1036		1139		1236	
London Waterloo (WAT) 15 a		0649	0649	0719	0719	0749	0749	0819	0849	0919	0949		1019	1049	1119	1149	1219	1249	

NOTES (see introductory pages for explanation of train operator codes and standard symbols)

- a Arrival time
- d Departure time
- c Arrives 3 minutes earlier
- A Runs from 14 October
- B Runs until 7 October

Exeter, Axminster, Yeovil, Westbury and Salisbury to London

Saturdays

Operator Train ID 1st Class/Reservations/Bus/Ferry	SW 1L38 □	SW 1O40 □	SW 1L40 □	SW 1L42 □	SW 1L44 □	SW 1L46 □	SW 1L48 □	SW 1L50 □	SW 1L52 □	SW 1L54 □	SW 1L56 □	SW 1L58 □	SW 1L60 □	SW 1L62 □	SW 1L64 □	SW 1L66 □	SW 1L68 □	SW 1L72 □
Exeter St Davids (EXD) 6 d			1025		1125		1225		1325		1425		1525		1625		1725	1825
Exeter Central (EXC) d			1030		1130		1230		1330		1430		1530		1630		1730	1830
Pinhoe (PIN) d			1034		1134		1234		1334		1434		1534		1634		1734	1834
Cranbrook (CBK) d			1039		1139		1239		1339		1439		1539		1639		1739	1839
Whimple (WHM) d					1144				1344				1544				1744	
Feniton (FNT) d			1047				1247				1447				1647		1749	1847
Honiton (HON) d			1055		1155		1255		1355		1455		1555		1655		1756	1855
Axminster (AXM) d			1106		1206		1306		1406		1506		1606		1706		1808	1906
Crewkerne (CKN) d			1119		1219		1319		1419		1519		1619		1719		1821	1919
Yeovil Pen Mill (YVP) d																		
Yeovil Junction (YVJ) a			1128		1228		1328		1428		1528		1628		1728		1829	1928
Yeovil Junction (YVJ) d			1129		1229		1329		1429		1529		1629		1729		1830	1929
Sherborne (SHE) d			1135		1235		1335		1435		1535		1635		1735		1837	1935
Templecombe (TMC) d			1143		1243		1343		1443		1543		1643		1743		1844	1943
Gillingham (Dorset) (GIL) d			1151		1251		1351		1451		1551		1651		1751		1852	1951
Tisbury (TIS) d			1201		1301		1401		1501		1601		1701		1801		1903	2001
Castle Cary (CLC) d																		
Bruton (BRU) d																		
Frome (FRO) d			1130															
Westbury (WSB) d			1143															
Warminster (WMN) d			1150															
Salisbury (SAL) a			1211 1216		1317		1417		1519		1615		1716		1816		1918	2016
Salisbury (SAL) d	1147		1221	1247	1321	1347	1421	1447	1521	1547	1621	1647	1721	1747	1821	1847	1926	2026
Grateley (GRT) d	1159			1259	1359	1459	1559	1659	1759	1859	1938	2038						
Andover (ADV) d	1206		1238	1306	1338	1406	1438	1506	1538	1606	1638	1706	1738	1806	1838	1906	1945	2045
Whitchurch (Hants) (WCH) d	1214			1314	1414	1514	1614	1714	1814	1914	1953	2053						
Overton (OVR) d	1220			1320	1420	1520	1620	1720	1820	1920	1959	2059						
Basingstoke (BSK) d	1230		1257	1330	1357	1430	1457	1530	1557	1630	1657	1730	1757	1830	1857	1930	2010	2110
Reading (RDG) 7 a																		
Woking (WOK) d	1250		1316	1350	1416	1450	1516	1551	1616	1650	1716	1750	1816	1850	1916	1950	2031	2131
Clapham Junction (CLJ) 10 a			1336	1436	1536	1637	1737	1836	1936	2053	2153							
London Waterloo (WAT) 15 a	1319		1349	1419	1449	1519	1549	1619	1649	1719	1749	1819	1849	1919	1949	2019	2104	2204

NOTES (see introductory pages for explanation of train operator codes and standard symbols)

- a Arrival time
d Departure time

Exeter, Axminster, Yeovil, Westbury and Salisbury to London

Saturdays

Operator Train ID Days of operation/Notes 1st Class/Reservations/Bus/Ferry	SW	SW	SW	SW	SW	SW
	1L74	1L76	1V55 C	1L80	1L84	1L88
	⏰	⏰	⏰	⏰	⏰	⏰
Exeter St Davids (EXD) 6 d		1925		2025	2125	2300
Exeter Central (EXC) d		1930		2030	2130	2304
Pinhoe (PIN) d		1934		2034	2134	2309
Cranbrook (CBK) d		1939		2039	2139	2313
Whimble (WHM) d		1944		2044	2144	2318
Feniton (FNT) d				2049	2149	2324
Honiton (HON) d		1955		2056	2156	2332
Axminster (AXM) d		2006		2108	2208	2343
Crewkerne (CKN) d		2019		2121	2221	2356
Yeovil Pen Mill (YVP) d			2039			
Yeovil Junction (YVJ) a		2028	2045	2129	2229	0005
Yeovil Junction (YVJ) d		2029		2130	2230	0006
Sherborne (SHE) d		2035		2137	2237	
Templecombe (TMC) d		2043		2144	2244	
Gillingham (Dorset) (GIL) d		2051		2152	2252	
Tisbury (TIS) d		2101		2203	2303	
Castle Cary (CLC) d						
Bruton (BRU) d						
Frome (FRO) d						
Westbury (WSB) d						
Warminster (WMN) d						
Salisbury (SAL) a		2116		2218	2323	0041
Salisbury (SAL) d	2052	2126		2226		
Grateley (GRT) d		2138		2238		
Andover (ADV) d	2112e	2145		2245		
Whitchurch (Hants) (WCH) d		2153		2253		
Overton (OVR) d		2159		2259		
Basingstoke (BSK) d	2130	2209		2309		
Reading (RDG) 7 a						
Woking (WOK) d	2150	2228		2329		
Clapham Junction (CLJ) 10 a		2247		2348		
London Waterloo (WAT) 15 a	2219	2258		2359		

NOTES (see introductory pages for explanation of train operator codes and standard symbols)

- a Arrival time
- d Departure time
- e Arrives 4 minutes earlier
- C From London Waterloo via Westbury

Exeter, Axminster, Yeovil, Westbury and Salisbury to London

Sundays

Operator Train ID Days of operation/Notes 1st Class/Reservations/Bus/Ferry	SW 1L88	SW 1L18 A	SW 1L18 B	SW 1L20 A	SW 1L20 B	SW 1J22 A	SW 1J22 B	SW 1L24	SW 1J26	SW 1L28	SW 1J30	SW 1L32	SW 1J34	SW 1O36	SW 1L36	SW 1J38	SW 1L40
Exeter St Davids (EXD) 6 d												0824			0925		1025
Exeter Central (EXC) d												0828			0930		1030
Pinhoe (PIN) d												0835			0934		1034
Cranbrook (CBK) d												0840			0939		1039
Whimble (WHM) d															0944		
Feniton (FNT) d												0848					1047
Honiton (HON) d												0856			0955		1055
Axminster (AXM) d												0907			1006		1106
Crewkerne (CKN) d												0920			1019		1119
Yeovil Pen Mill (YVP) d														0953			
Yeovil Junction (YVJ) a												0929			1028		1128
Yeovil Junction (YVJ) d 0006								0729		0829		0930		0946f	1029		1129
Sherborne (SHE) d								0735		0835		0936			1035		1135
Templecombe (TMC) d								0743		0843		0944			1043		1143
Gillingham (Dorset) (GIL) d								0751		0851		0952			1051		1151
Tisbury (TIS) d								0801		0901		1002			1101		1201
Castle Cary (CLC) d															1007		
Bruton (BRU) d															1012		
Frome (FRO) d															1024		
Westbury (WSB) d															1043		
Warminster (WMN) d															1051		
Salisbury (SAL) a 0041								0816		0916		1016			1112	1116	1216
Salisbury (SAL) d		0642	0645	0724	0727	0739	0741	0827	0844	0927	0944	1027	1044		1127	1144	1227
Grateley (GRT) d				0736	0739				0856		0956		1056			1156	
Andover (ADV) d		0659	0702	0743	0746	0756	0758	0845	0903	0945	1003	1045	1103		1145	1203	1245
Whitchurch (Hants) (WCH) d				0751	0754				0911		1011		1111			1211	
Overton (OVR) d				0757	0800				0917		1017		1117			1217	
Basingstoke (BSK) d		0720	0720	0810	0810	0817	0817	0904	0928	1004	1028	1104	1128		1205	1228	1304
Reading (RDG) 7 a						0844	0844		0947		1047		1147			1247	
Woking (WOK) d		0740	0740	0830	0830			0924		1025		1124			1224		1324
Clapham Junction (CLJ) 10 a		0805	0805	0856	0856			0947		1044		1144			1243		1343
London Waterloo (WAT) 15 a		0823	0823	0912	0912			1000		1057		1157			1254		1354

NOTES (see introductory pages for explanation of train operator codes and standard symbols)

- a Arrival time
- d Departure time
- f Starts from Yeovil Junction before Pen Mill

- A Runs from 8 October
- B Runs until 1 October

Exeter, Axminster, Yeovil, Westbury and Salisbury to London

Sundays

Operator Train ID 1st Class/Reservations/Bus/Ferry	SW 1J42 □	SW 1L44 □	SW 1J46 □	SW 1L48 □	SW 1J50 □	SW 1L52 □	SW 1J54 □	SW 1L56 □	SW 1L58 □	SW 1L60 □	SW 1L62 □	SW 1L64 □	SW 1L66 □	SW 1L68 □	SW 1L72 □	SW 1L76 □	SW 1L80 □
Exeter St Davids (EXD) 6 d		1125		1225		1325		1425		1525		1625		1725	1825	1925	2025
Exeter Central (EXC) d		1130		1230		1330		1430		1530		1630		1730	1830	1930	2030
Pinhoe (PIN) d		1134		1234		1334		1434		1534		1634		1734	1834	1934	2034
Cranbrook (CBK) d		1139		1239		1339		1439		1539		1639		1739	1839	1939	2039
Whimple (WHM) d		1144				1344				1544				1744		1944	2044
Feniton (FNT) d				1247				1447				1647			1847		2049
Honiton (HON) d		1155		1255		1355		1455		1555		1655		1755	1855	1955	2056
Axminster (AXM) d		1206		1306		1406		1506		1606		1706		1806	1906	2006	2108
Crewkerne (CKN) d		1219		1319		1419		1519		1619		1719		1819	1919	2019	2121
Yeovil Pen Mill (YVP) d								1543									
Yeovil Junction (YVJ) a		1228		1328		1428		1528	1548	1628		1728		1828	1928	2028	2129
Yeovil Junction (YVJ) d		1229		1329		1429		1529	1553	1629		1729		1829	1929	2029	2130
Sherborne (SHE) d		1235		1335		1435		1535	1559	1635		1735		1835	1935	2035	2137
Templecombe (TMC) d		1243		1343		1443		1543	1607	1643		1743		1843	1943	2043	2144
Gillingham (Dorset) (GIL) d		1251		1351		1451		1551	1618e	1651	1717	1751		1851	1951	2051	2152
Tisbury (TIS) d		1301		1401		1501		1601	1629	1701	1728	1801		1901	2001	2101	2203
Castle Cary (CLC) d																	
Bruton (BRU) d																	
Frome (FRO) d																	
Westbury (WSB) d																	
Warminster (WMN) d																	
Salisbury (SAL) a		1316		1416		1516		1616	1643	1716	1742	1816		1916	2016	2116	2217
Salisbury (SAL) d	1244	1327	1344	1427	1444	1527	1544	1627	1644	1727	1744	1827	1844	1927	2021	2121	2227
Grateley (GRT) d	1256		1356		1456		1556		1656		1756		1856		2033	2133	2239
Andover (ADV) d	1303	1345	1403	1445	1503	1545	1603	1645	1704	1745	1803	1845	1903	1945	2040	2140	2246
Whitchurch (Hants) (WCH) d	1311		1411		1511		1611		1712		1811		1911		2048	2148	2254
Overton (OVR) d	1317		1417		1517		1617		1717		1817		1917		2054	2154	2300
Basingstoke (BSK) d	1328	1404	1428	1504	1528	1604	1628	1704	1728	1804	1827	1904	1927	2004	2104	2204	2310
Reading (RDG) 7 a	1347		1449		1547		1647										
Woking (WOK) d		1424		1524		1624		1724		1824		1924		2024	2124	2224	2330
Clapham Junction (CLJ) 10 a		1443		1543		1643		1743	1810	1843	1908	1943	2010	2043	2143	2243	2349
London Waterloo (WAT) 15 a		1454		1554		1654		1754	1819	1854	1917	1954	2019	2054	2154	2254	2358

NOTES (see introductory pages for explanation of train operator codes and standard symbols)

- a Arrival time
- d Departure time
- e Arrives 4 minutes earlier

Exeter, Axminster, Yeovil, Westbury and Salisbury to London

Sundays

1st Class/Reservations/Bus/Ferry	Operator Train ID	SW 1L84 □	SW 1L88 □	SW 1L90 □
Exeter St Davids (EXD)	6 d	2125	2225	2313
Exeter Central (EXC)	d	2130	2230	2318
Pinhoe (PIN)	d	2134	2236	2323s
Cranbrook (CBK)	d	2139	2240	2328s
Whimble (WHM)	d	2144	2245	
Feniton (FNT)	d	2149	2251	
Honiton (HON)	d	2156	2258	2340s
Axminster (AXM)	d	2208	2309	2352s
Crewkerne (CKN)	d	2221	2322	0008s
Yeovil Pen Mill (YVP)	d			
Yeovil Junction (YVJ)	a	2229	2331	0017
Yeovil Junction (YVJ)	d	2230	2333	
Sherborne (SHE)	d	2237		
Templecombe (TMC)	d	2244		
Gillingham (Dorset) (GIL)	d	2252		
Tisbury (TIS)	d	2303		
Castle Cary (CLC)	d			
Bruton (BRU)	d			
Frome (FRO)	d			
Westbury (WSB)	d			
Warminster (WMN)	d			
Salisbury (SAL)	a	2317	0020	
Salisbury (SAL)	d			
Grateley (GRT)	d			
Andover (ADV)	d			
Whitchurch (Hants) (WCH)	d			
Overton (OVR)	d			
Basingstoke (BSK)	d			
Reading (RDG)	7 a			
Woking (WOK)	d			
Clapham Junction (CLJ)	10 a			
London Waterloo (WAT)	15 a			

NOTES (see introductory pages for explanation of train operator codes and standard symbols)

- a Arrival time
- d Departure time
- s Stops to set down only