

**Cardiff, Newport and Bristol to Gloucester, Cheltenham Spa, Worcester, Great Malvern, Birmingham, Derby and Nottingham**

**Mondays to Fridays from 11 September**

Operator Train ID Days of operation/Notes 1st Class/Reservations/Bus Catering facilities	GW 2G90 MO A	AW 2G76 MX B	GW 2G93 MX A	GW 2G79	GW 2E48	XC 1L98 D 1◇	XC 1S35 C 1◇ ⌘	XC 1L98 D 1◇	GW 2E48	AW 2G42	GW 1G01 A 1◇ 1◇	XC 1M21 E 1◇ ⌘	XC 1M00	GW 2E50	XC 1S37 F 1◇ ⌘	AW 2G44 G	GW 1G03 H 1◇ 1◇
Cardiff Central (CDF) 7 d											0610		0640			0705	
Newport (South Wales) (NWP) d											0624		0654			0720	
Severn Tunnel Jn (STJ) d											0634		0704			0730	
Caldicot (CDT) d											0637		0707			0733	
Chepstow (CPW) d			0003								0645		0715			0741	
Lydney (LYD) d			0011								0654		0724			0750	
Bristol Temple Meads (BRI) 10 d					0610	0625	0635					0700		0710	0735		
Filton Abbey Wood (FIT) d					0617									0720			
Bristol Parkway (BPW) 7 d					0622	0634	0644					0709		0724	0744		
Yate (YAE) d					0632									0733			
Cam & Dursley (CDU) d					0644												
Gloucester (GCR) 7 a			0033		0659	0704		←	←	0714			0744	0801		0810	
Gloucester (GCR) 7 d	0004		0034	0604	0712	0708		0708	0712	0717	0725		0745			0811	0824
Cheltenham Spa (CNM) a	0013		0043	0613	←	←	0712	0717	0722	0728	0733	0738	0754		0813	0821	0832
Cheltenham Spa (CNM) d				0615			0714	0718	0723		0735	0740	0755		0815		
Ashchurch for Tewkesbury (ASC) d				0623				0726	0733				0803				
Worcestershire Parkway (WOP) d								0737					0814				
Worcester Shrub Hill (WOS) 7 a				0640					0750		0800						
Worcester Foregate Street (WOF) 7 a				0643													
Malvern Link (MVL) a																	
Great Malvern (GMV) a																	
University (UNI) a								0808					0838				
Birmingham New Street (BHM) 12 a							0755	0816				0819	0845		0855		
Derby (DBY) 6 a							0840						0932		0936		
Nottingham (NOT) 8 a													1003				

Operator Train ID Days of operation/Notes 1st Class/Reservations/Bus Catering facilities	GW 2E51	XC 1M25 E 1◇ ⌘	XC 1M92	GW 2M81 J	GW 2E52	XC 1S39 F 1◇ ⌘	GW 1G05 H 1◇ 1◇	GW 2E53	XC 1M29 E 1◇ ⌘	GW 2E53	XC 1M01	GW 2V54 K 1◇	XC 1S41 F 1◇ ⌘	AW 2G48	GW 1G07 H 1◇ 1◇	GW 2E55	XC 1M33 E 1◇ ⌘
Cardiff Central (CDF) 7 d			0745								0845			0908			
Newport (South Wales) (NWP) d			0801								0900			0923			
Severn Tunnel Jn (STJ) d														0933			
Caldicot (CDT) d														0936			
Chepstow (CPW) d											0919			0944			
Lydney (LYD) d			0827											0953			
Bristol Temple Meads (BRI) 10 d	0740	0758			0806	0835		0840	0900			0913	0932			0938	1000
Filton Abbey Wood (FIT) d	0748				0816			0848				0921				0945	
Bristol Parkway (BPW) 7 d	0752	0809			0822	0844		0852	0909			0926	0944			0950	1009
Yate (YAE) d	0801				0831			0901				0935				0959	
Cam & Dursley (CDU) d	0813							0913								1011	
Gloucester (GCR) 7 a	0830		0847		0859			0929		←	0946	1002		1013		1027	
Gloucester (GCR) 7 d			0849	0854			0921	0935		0935	0949			1017	1021	1033	
Cheltenham Spa (CNM) a		0839	0857	0903		0914	0930	←	0939	0946	0958		1013	1026	1031	←	1038
Cheltenham Spa (CNM) d		0840	0859	0904		0915			0940	0947	0959		1015				1040
Ashchurch for Tewkesbury (ASC) d				0912						0955							
Worcestershire Parkway (WOP) d			0914								1014						
Worcester Shrub Hill (WOS) 7 a				0928						1014							
Worcester Foregate Street (WOF) 7 a				0947						1018							
Malvern Link (MVL) a																	
Great Malvern (GMV) a																	
University (UNI) a			0938								1038						
Birmingham New Street (BHM) 12 a		0925	0945			0958			1024		1045		1055				1125
Derby (DBY) 6 a			1033			1038					1133		1136				
Nottingham (NOT) 8 a			1103								1204						

For the complete service between Cardiff, Newport and Severn Tunnel Junction see table 128

For the complete service between Bristol Temple Meads and Bristol Parkway see table 134

For the complete service between Worcester and Great Malvern or Birmingham see table 074

For the complete service between Birmingham, Derby and Nottingham see table 056

NOTES (see introductory pages for explanation of train operator codes and standard symbols)

- a Arrival time
- d Departure time
- A From Swindon, see table 125
- B From Maesteg, see table 126
- C To Edinburgh, see table 050
- D To Stansted Airport, see table 054
- E To Manchester Piccadilly, see table 050
- F From Plymouth to Edinburgh, see table 050
- G From Bridgend, see table 126
- H From London Paddington, see table 125
- J From Salisbury, see table 133
- K From Weymouth, see table 133
- MO Mondays only
- MX Not Mondays

**Cardiff, Newport and Bristol to Gloucester, Cheltenham Spa, Worcester, Great Malvern, Birmingham, Derby and Nottingham**

**Mondays to Fridays from 11 September**

Operator Train ID Days of operation/Notes 1st Class/Reservations/Bus Catering facilities	GW 2E55	XC 1M60	GW 2V57	XC 1S43	AW 2G50	GW 1G09	GW 2E57	XC 1M37	GW 2E57	XC 1M94	GW 2E58	XC 1S45	GW 1G11	GW 2E91	XC 1M41	GW 2E91	XC 1M64
Cardiff Central (CDF) <b>7</b> d		0945			1009					1045							1145
Newport (South Wales) (NWP) d		0959			1024					1101							1159
Severn Tunnel Jn (STJ) d					1034												
Caldicot (CDT) d					1037												
Chepstow (CPW) d		1016			1045												1216
Lydney (LYD) d					1054					1125							
Bristol Temple Meads (BRI) <b>10</b> d			1007	1035			1038	1100			1107	1135		1138	1200		
Filton Abbey Wood (FIT) d			1015				1046				1114			1146			
Bristol Parkway (BPW) <b>7</b> d			1019	1044			1050	1109			1118	1144		1150	1209		
Yate (YAE) d			1028				1059				1127			1159			
Cam & Dursley (CDU) d							1112							1211			
Gloucester (GCR) <b>7</b> a	←	1047	1056		1114		1128		←	1145	1156			1227		←	1243
Gloucester (GCR) <b>7</b> d	1033	1049			1117	1121	1138		1138	1149			1220	1235			1235 1245
Cheltenham Spa (CNM) a	1043	1058		1113	1127	1132	←	1139	1146	1158		1213	1231	←	1238		1243 1254
Cheltenham Spa (CNM) d	1044	1059		1115				1140	1148	1159		1215			1240		1245 1255
Ashchurch for Tewkesbury (ASC) d	1052								1156								1254 1303
Worcestershire Parkway (WOP) d		1114								1214							1314
Worcester Shrub Hill (WOS) <b>7</b> a	1113								1217								1320
Worcester Foregate Street (WOF) <b>7</b> a	1120								1221								1324
Malvern Link (MVL) a																	
Great Malvern (GMV) a																	
University (UNI) a		1138								1238							1338
Birmingham New Street (BHM) <b>12</b> a		1145		1155				1225		1245		1255			1318		1345
Derby (DBY) <b>6</b> a		1232		1241						1332		1339					1432
Nottingham (NOT) <b>8</b> a		1303								1403							1503

Operator Train ID Days of operation/Notes 1st Class/Reservations/Bus Catering facilities	GW 2V60	XC 1S47	AW 2G54	GW 1G13	GW 2E09	XC 1M45	GW 2E09	XC 1M99	GW 2E62	AW 2G56	XC 1S49	GW 1G15	GW 2E63	XC 1M49	GW 2E63	XC 1M68	GW 2V64
Cardiff Central (CDF) <b>7</b> d			1210					1245		1307							1345
Newport (South Wales) (NWP) d			1225					1259		1322							1359
Severn Tunnel Jn (STJ) d			1236							1333							
Caldicot (CDT) d			1238							1336							
Chepstow (CPW) d			1247					1316		1344							
Lydney (LYD) d			1255							1353						1423	
Bristol Temple Meads (BRI) <b>10</b> d	1208	1235			1238	1300			1308		1335		1339	1400			1409
Filton Abbey Wood (FIT) d	1215				1246				1315				1347				1416
Bristol Parkway (BPW) <b>7</b> d	1219	1244			1250	1309			1319		1344		1351	1410			1420
Yate (YAE) d	1228				1259				1328				1400				1429
Cam & Dursley (CDU) d					1312								1412				
Gloucester (GCR) <b>7</b> a	1257		1316		1329		←	1345	1357	1413			1429		←	1443	1456
Gloucester (GCR) <b>7</b> d			1317	1322	1335			1335	1349			1420	1435			1435	1449
Cheltenham Spa (CNM) a		1313	1326	1331	←	1338	1344	1358			1414	1428	←	1438	1444	1458	
Cheltenham Spa (CNM) d		1315				1340	1345	1359			1415			1440	1445	1459	
Ashchurch for Tewkesbury (ASC) d							1354								1455		
Worcestershire Parkway (WOP) d								1414								1514	
Worcester Shrub Hill (WOS) <b>7</b> a								1412							1513		
Worcester Foregate Street (WOF) <b>7</b> a								1416							1525		
Malvern Link (MVL) a																	
Great Malvern (GMV) a																	
University (UNI) a									1438								1538
Birmingham New Street (BHM) <b>12</b> a		1355				1427			1445		1455			1526			1545
Derby (DBY) <b>6</b> a		1438							1536		1538						1631
Nottingham (NOT) <b>8</b> a									1604								1704

**NOTES** (see introductory pages for explanation of train operator codes and standard symbols)

- a Arrival time
- d Departure time
- B From Maesteg, see table 126
- E To Manchester Piccadilly, see table 050
- F From Plymouth to Edinburgh, see table 050
- H From London Paddington, see table 125
- K From Weymouth, see table 133
- L From Penzance to Edinburgh, see table 050
- M From Warminster, see table 133
- N From Plymouth to Edinburgh (Mondays to Thursdays), Aberdeen (Fridays), see table 050
- P From Paignton to Manchester Piccadilly, see table 050
- Q From Westbury, see table 133

**Cardiff, Newport and Bristol to Gloucester, Cheltenham Spa, Worcester, Great Malvern, Birmingham, Derby and Nottingham**

**Mondays to Fridays from 11 September**

Operator Train ID Days of operation/Notes 1st Class/Reservations/Bus Catering facilities	XC 1S51 R ◇	GW 1G17 H ▣	GW 2E67	XC 1M53 E ◇	GW 2E67	XC 1M98	GW 2E66 Q	XC 1S53 F ◇	AW 2G60 B	GW 1G19 H ▣	GW 2E69	XC 1M93 E ◇	GW 2E69	XC 1M73	GW 2V68 K ▣	XC 1S55 F ◇	AW 2G62 B
Cardiff Central (CDF) <b>7</b> d						1445			1508					1544			1608
Newport (South Wales) (NWP) d						1459			1524					1559			1623
Severn Tunnel Jn (STJ) d									1534								1633
Caldicot (CDT) d									1537								1636
Chepstow (CPW) d						1519			1545					1616			1644
Lydney (LYD) d									1554								1653
Bristol Temple Meads (BRI) <b>10</b> d	1435		1439	1500			1508	1535			1538	1600			1608	1635	
Filton Abbey Wood (FIT) d			1448				1518				1546				1615		
Bristol Parkway (BPW) <b>7</b> d	1444		1454	1509			1522	1544			1551	1609			1619	1644	
Yate (YAE) d			1504				1531				1600				1628		
Cam & Dursley (CDU) d			1516								1613						
Gloucester (GCR) <b>7</b> a			1531		↩	1546	1559		1614		1630		↩	1643	1656		1714
Gloucester (GCR) <b>7</b> d		1521	1537		1537	1549			1618	1624	1637		1637	1645			1717
Cheltenham Spa (CNM) a	1514	1530	↪	1538	1546	1558		1614	1627	1632	↪	1638	1646	1654		1713	1724
Cheltenham Spa (CNM) d	1515			1540	1548	1559		1615				1640	1650	1655		1715	
Ashchurch for Tewkesbury (ASC) d					1556								1658	1703			
Worcestershire Parkway (WOP) d						1614								1714			
Worcester Shrub Hill (WOS) <b>7</b> a					1618								1716				
Worcester Foregate Street (WOF) <b>7</b> a					1622												
Malvern Link (MVL) a																	
Great Malvern (GMV) a																	
University (UNI) a						1638								1738			
Birmingham New Street (BHM) <b>12</b> a	1555			1625		1645		1655				1724		1745		1755	
Derby (DBY) <b>6</b> a	1640					1731		1737						1837		1842	
Nottingham (NOT) <b>8</b> a						1804								1906			











Operator Train ID Days of operation/Notes 1st Class/Reservations/Bus Catering facilities	GW 1G21 H ▣	GW 2E70	XC 1M61 P ◇	GW 2E70	XC 1M75	GW 2E71 Q	XC 1E63 S ◇	AW 2G64 B	GW 1G23 H ▣	GW 2E72	XC 1M65	GW 2E72	XC 1M95	GW 2V72 K ▣	XC 1E67 S ◇	AW 2G66 B	GW 1G25 H ▣
Cardiff Central (CDF) <b>7</b> d					1645			1708					1745			1807	
Newport (South Wales) (NWP) d					1659			1723					1759			1823	
Severn Tunnel Jn (STJ) d								1734								1834	
Caldicot (CDT) d								1736								1838	
Chepstow (CPW) d								1745					1816			1847	
Lydney (LYD) d					1725			1753								1857	
Bristol Temple Meads (BRI) <b>10</b> d		1639	1700			1708	1735			1738	1800			1810	1835		
Filton Abbey Wood (FIT) d		1649				1716				1746				1818			
Bristol Parkway (BPW) <b>7</b> d		1656	1709			1720	1744			1750	1810			1822	1844		
Yate (YAE) d		1705				1729				1800				1831			
Cam & Dursley (CDU) d		1717								1812							
Gloucester (GCR) <b>7</b> a		1733		↩	1745	1756		1813		1830		↩	1843	1903		1918	
Gloucester (GCR) <b>7</b> d	1722	1738		1738	1749			1818	1823	1836		1836	1845			1919	1928
Cheltenham Spa (CNM) a	1730	↪	1737	1747	1758		1814	1826	1831	↪	1838	1846	1854		1913	1928	1937
Cheltenham Spa (CNM) d			1739	1748	1759		1815				1840	1847	1855		1915		
Ashchurch for Tewkesbury (ASC) d				1756									1856	1903			
Worcestershire Parkway (WOP) d					1814								1914				
Worcester Shrub Hill (WOS) <b>7</b> a					1816								1913				
Worcester Foregate Street (WOF) <b>7</b> a					1824								1927				
Malvern Link (MVL) a																	
Great Malvern (GMV) a																	
University (UNI) a					1838								1939				
Birmingham New Street (BHM) <b>12</b> a			1824		1845		1855				1918		1946		1955		
Derby (DBY) <b>6</b> a					1932		1941						2031		2037		
Nottingham (NOT) <b>8</b> a					2004								2105				











**NOTES** (see introductory pages for explanation of train operator codes and standard symbols)

- a Arrival time
- d Departure time
- B From Maesteg, see table 126
- E To Manchester Piccadilly, see table 050
- F From Plymouth to Edinburgh, see table 050
- H From London Paddington, see table 125
- K From Weymouth, see table 133
- P From Paignton to Manchester Piccadilly, see table 050
- Q From Westbury, see table 133
- R From Plymouth to Glasgow Central, see table 050
- S From Plymouth to Leeds, see table 050

## Cardiff, Newport and Bristol to Gloucester, Cheltenham Spa, Worcester, Great Malvern, Birmingham, Derby and Nottingham

**Mondays to Fridays from 11 September**

Operator Train ID Days of operation/Notes 1st Class/Reservations/Bus Catering facilities	GW 2E73	XC 1M84	GW 2E74	XC 1E73 S 11 11	GW 1G27 H 11 11	GW 2E76	XC 1M85	GW 1G77 T 11 11	XC 1M83 U 11 11	GW 1G29 H 11 11	GW 2E78	GW 2G91 Q	XC 1M87	AW 2G72 B	GW 1G31 H 11 11	GW 2E80	XC 1M79 V 11 11
Cardiff Central (CDF)  d		1845					1950						2105	2109			
Newport (South Wales) (NWP) d		1859					2004						2119	2124			
Severn Tunnel Jn (STJ) d							2014							2134			
Caldicot (CDT) d							2017							2137			
Chepstow (CPW) d		1918					2025							2145			
Lydney (LYD) d							2034							2154			
Bristol Temple Meads (BRI)  d	1840		1908	1935		1939		2009	2035		2100					2143	2200
Filton Abbey Wood (FIT) d	1851		1916			1946		2017			2107					2151	
Bristol Parkway (BPW)  d	1856		1920	1944		1950		2021	2044		2111					2157	2209
Yate (YAE) d	1905		1929			2000		2029			2120					2206	
Cam & Dursley (CDU) d	1918					2012		2042			2132					2218	
Gloucester (GCR)  a	1933	1945	1957			2028	2054	2056			2147		2201	2216		2234	
Gloucester (GCR)  d	1938	1949			2023		2056			2124	2151	2157	2203	2218	2226		
Cheltenham Spa (CNM) a	1947	1958		2014	2032		2105		2113	2132	2159	2205	2212	2228	2234		2241
Cheltenham Spa (CNM) d	1949	1959		2015			2106		2115	2132	2200		2213				2242
Ashchurch for Tewkesbury (ASC) d	1957									2141	2208		2221				
Worcestershire Parkway (WOP) d		2014					2120						2232				
Worcester Shrub Hill (WOS)  a	2019									2208	2226						
Worcester Foregate Street (WOF)  a	2026																
Malvern Link (MVL) a	2037																
Great Malvern (GMV) a	2040																
University (UNI) a		2038					2147										
Birmingham New Street (BHM)  a		2045		2055			2154		2201				2306				2355
Derby (DBY)  a		2137		2150			2250										
Nottingham (NOT)  a		2217					2326										

Operator Train ID Days of operation/Notes 1st Class/Reservations/Bus Catering facilities	XC 1M89	GW 1G33 H 11 11	GW 2E82	AW 2G76 FO B	AW 2G76 FX B	GW 2G93 TSM A
Cardiff Central (CDF)  d	2145			2320	2312	
Newport (South Wales) (NWP) d	2159			2334	2330	
Severn Tunnel Jn (STJ) d				2346	2350	
Caldicot (CDT) d				2348	2352	
Chepstow (CPW) d				2357	0003	
Lydney (LYD) d				0005	0011	
Bristol Temple Meads (BRI)  d			2246			
Filton Abbey Wood (FIT) d			2255			
Bristol Parkway (BPW)  d			2302			
Yate (YAE) d			2311			
Cam & Dursley (CDU) d			2323			
Gloucester (GCR)  a	2245		2339	0026	0033	
Gloucester (GCR)  d	2249	2321				0034
Cheltenham Spa (CNM) a	2258	2331				0043
Cheltenham Spa (CNM) d	2259					
Ashchurch for Tewkesbury (ASC) d						
Worcestershire Parkway (WOP) d						
Worcester Shrub Hill (WOS)  a						
Worcester Foregate Street (WOF)  a						
Malvern Link (MVL) a						
Great Malvern (GMV) a						
University (UNI) a						
Birmingham New Street (BHM)  a	2359					
Derby (DBY)  a						
Nottingham (NOT)  a						

**NOTES** (see introductory pages for explanation of train operator codes and standard symbols)

- a Arrival time
- d Departure time
- A From Swindon, see table 125
- B From Maesteg, see table 126
- H From London Paddington, see table 125
- Q From Westbury, see table 133
- S From Plymouth to Leeds, see table 050
- T From Penzance, see table 135
- U From Plymouth, see table 135
- V From Paignton, see table 135
- FO Fridays only
- FX Not Fridays
- TSM Tuesday to Saturday mornings

Cardiff, Newport and Bristol to Gloucester, Cheltenham Spa, Worcester, Great Malvern, Birmingham, Derby and Nottingham

Saturdays from 16 September

Operator	AW	GW	GW	GW	XC	XC	AW	GW	XC	GW	XC	GW	XC	AW	GW	GW	XC	GW
Train ID	2G76	2G93	2G01	2G92	1S35	1L00	2G42	2E51	1M21	2E51	1M00	2E52	1S37	2G44	2G03	2E53	1M25	2E53
Days of operation/Notes	A	B			C	D			E				F	G	B		E	
1st Class/Reservations/Bus					1◇	1◇			1◇				1◇		1R		1◇	
Catering facilities					⚡	⚡			⚡				⚡				⚡	
Cardiff Central (CDF)	7 d						0610				0640						0707	
Newport (South Wales) (NWP)	d						0626				0654						0722	
Severn Tunnel Jn (STJ)	d						0638				0704						0733	
Caldicot (CDT)	d						0640				0707						0736	
Chepstow (CPW)	d						0649				0715						0745	
Lydney (LYD)	d	0005					0657				0724						0754	
Bristol Temple Meads (BRI)	10 d				0615			0638	0700			0710	0735				0738	0800
Filton Abbey Wood (FIT)	d							0645				0718					0746	
Bristol Parkway (BPW)	7 d				0624			0651	0709			0724	0744				0751	0809
Yate (YAE)	d							0700				0733					0801	
Cam & Dursley (CDU)	d							0713									0813	
Gloucester (GCR)	7 a	0026			0650		0718	0730		←	0744	0800		0814		0829		←
Gloucester (GCR)	7 d		0034	0520	0643	0659	0705	0718	0736		0736	0745		0815	0820	0838		0838
Cheltenham Spa (CNM)	a		0043	0528	0652	0707	0713	0729	←	0738	0746	0754		0813	0825	0831	←	0838
Cheltenham Spa (CNM)	d			0530	0654	0710	0714			0740	0748	0755		0815				0840
Ashchurch for Tewkesbury (ASC)	d			0538	0702		0722				0756	0803						0850
Worcestershire Parkway (WOP)	d						0733					0814						0858
Worcester Shrub Hill (WOS)	7 a			0555	0718						0813							0917
Worcester Foregate Street (WOF)	7 a			0559	0730													0921
Malvern Link (MVL)	a			0611														
Great Malvern (GMV)	a			0614														
University (UNI)	a						0759					0838						
Birmingham New Street (BHM)	12 a						0806			0819		0845		0855				0919
Derby (DBY)	6 a						0840					0931		0936				
Nottingham (NOT)	8 a											1005						

Operator	XC	GW	XC	GW	GW	XC	GW	XC	GW	XC	AW	GW	GW	XC	GW	XC	GW	XC
Train ID	1M92	2E54	1S39	1G05	2E55	1M29	2E55	1M01	2V54	1S41	2G48	1G07	2E57	1M33	2E57	1M60	2V57	1S43
Days of operation/Notes	1◇		F	H		E		1◇	J	F	A	H		E		1◇	J	K
1st Class/Reservations/Bus	1◇		1◇	1R		1◇		1◇	1R	1◇		1R		1◇		1◇	1R	1◇
Catering facilities			⚡	⚡		⚡			⚡	⚡		⚡		⚡		⚡	⚡	⚡
Cardiff Central (CDF)	7 d	0745						0845			0906					0945		
Newport (South Wales) (NWP)	d	0800						0859			0922					0959		
Severn Tunnel Jn (STJ)	d										0933							
Caldicot (CDT)	d										0935							
Chepstow (CPW)	d							0916			0944					1016		
Lydney (LYD)	d	0825									0952							
Bristol Temple Meads (BRI)	10 d		0809	0835		0838	0900		0912	0935			0938	1000			1008	1035
Filton Abbey Wood (FIT)	d		0817			0846			0920	0920			0946				1015	
Bristol Parkway (BPW)	7 d		0824	0844		0851	0909		0924	0944			0950	1009			1020	1044
Yate (YAE)	d		0833			0900			0933				0959				1029	
Cam & Dursley (CDU)	d					0912							1012					
Gloucester (GCR)	7 a	0845	0900			0928		←	0943	1000		1013		1028		←	1043	1058
Gloucester (GCR)	7 d	0849			0920	0938		0938	0949			1013	1019	1038		1038	1049	
Cheltenham Spa (CNM)	a	0858		0913	0929	←	0938	0947	0958		1013	1024	1029	←	1038	1047	1058	1113
Cheltenham Spa (CNM)	d	0859		0915			0940	0948	0959		1015				1040	1048	1059	1115
Ashchurch for Tewkesbury (ASC)	d							0956								1056		
Worcestershire Parkway (WOP)	d	0914							1014								1114	
Worcester Shrub Hill (WOS)	7 a							1013								1113		
Worcester Foregate Street (WOF)	7 a							1020								1119		
Malvern Link (MVL)	a																	
Great Malvern (GMV)	a																	
University (UNI)	a	0938						1038									1138	
Birmingham New Street (BHM)	12 a	0945		0955			1019	1045		1055				1119			1145	1154
Derby (DBY)	6 a	1032		1037				1131		1136							1232	1237
Nottingham (NOT)	8 a	1103						1204									1303	

NOTES (see introductory pages for explanation of train operator codes and standard symbols)

- a Arrival time
- d Departure time
- A From Maesteg, see table 126
- B From Swindon, see table 125
- C To Edinburgh, see table 050
- D To Stansted Airport, see table 054
- E To Manchester Piccadilly, see table 050
- F From Plymouth to Edinburgh, see table 050
- G From Bridgend, see table 126
- H From London Paddington, see table 125
- J From Weymouth, see table 133
- K From Penzance to Edinburgh, see table 050

**Cardiff, Newport and Bristol to Gloucester, Cheltenham Spa, Worcester, Great Malvern, Birmingham, Derby and Nottingham**

**Saturdays from 16 September**

Operator Train ID Days of operation/Notes 1st Class/Reservations/Bus Catering facilities	AW 2G50 A	GW 1G09 H 111 112	GW 2E59	XC 1M37 E 111 112	GW 2E59	XC 1M94	GW 2E60 L	XC 1S45 M 111 112	GW 1G11 H 111 112	GW 2E91	XC 1M41 N 111 112	GW 2E91	XC 1M64	GW 2V60 J 111 112	XC 1S47 K 111 112	AW 2G54 A	GW 1G13 H 111 112	GW 2V92 P
Cardiff Central (CDF) <b>7</b> d	1009					1045							1145			1208		
Newport (South Wales) (NWP) d	1024					1100							1200			1223		
Severn Tunnel Jn (STJ) d	1034															1233		
Caldicot (CDT) d	1037															1236		
Chepstow (CPW) d	1045												1217			1244		
Lydney (LYD) d	1054					1124										1253		
Bristol Temple Meads (BRI) <b>10</b> d			1038	1100			1108	1134		1138	1200			1208	1235			1238
Filton Abbey Wood (FIT) d			1046				1116			1145				1215				1246
Bristol Parkway (BPW) <b>7</b> d			1050	1109			1120	1143		1150	1209			1220	1244			1250
Yate (YAE) d			1059				1129			1159				1229				1259
Cam & Dursley (CDU) d			1111							1211								1312
Gloucester (GCR) <b>7</b> a	1114		1127		←	1145	1156			1227		←	1243	1257		1313		1329
Gloucester (GCR) <b>7</b> d	1115	1119	1137		1137	1149			1219	1238		1238	1245			1314	1319	1338
Cheltenham Spa (CNM) a	1125	1130	→	1138	1147	1158		1212	1228	→	1238	1247	1254		1313	1324	1329	→
Cheltenham Spa (CNM) d				1140	1149	1159		1215			1240	1249	1255		1315			
Ashchurch for Tewkesbury (ASC) d					1157							1257	1303					
Worcestershire Parkway (WOP) d						1214							1314					
Worcester Shrub Hill (WOS) <b>7</b> a					1214							1314						
Worcester Foregate Street (WOF) <b>7</b> a					1217							1319						
Malvern Link (MVL) a																		
Great Malvern (GMV) a																		
University (UNI) a						1238							1338					
Birmingham New Street (BHM) <b>12</b> a				1219		1245		1255			1319		1345		1354			
Derby (DBY) <b>6</b> a						1331		1336					1431		1437			
Nottingham (NOT) <b>8</b> a						1403							1503					

Operator Train ID Days of operation/Notes 1st Class/Reservations/Bus Catering facilities	XC 1M45 E 111 112	GW 2V92 P	XC 1M99	GW 2E62 Q	XC 1S49 F 111 112	AW 2G56 A	GW 1G15 H 111 112	GW 2E63	XC 1M49 E 111 112	GW 2E63	XC 1M68	GW 2V64 J 111 112	XC 1S51 R 111 112	GW 1G17 H 111 112	GW 2E67	XC 1M53 E 111 112	GW 2E67	XC 1M98
Cardiff Central (CDF) <b>7</b> d			1245			1307					1345							1445
Newport (South Wales) (NWP) d			1259			1322					1359							1459
Severn Tunnel Jn (STJ) d						1333												
Caldicot (CDT) d						1335												
Chepstow (CPW) d			1316			1344												1518
Lydney (LYD) d						1352					1423							
Bristol Temple Meads (BRI) <b>10</b> d	1300			1308	1335			1338	1400			1408	1435		1438	1500		
Filton Abbey Wood (FIT) d				1316				1346				1415			1446			
Bristol Parkway (BPW) <b>7</b> d	1310			1320	1344			1350	1409			1420	1444		1450	1509		
Yate (YAE) d				1329				1359				1429			1459			
Cam & Dursley (CDU) d								1411							1511			
Gloucester (GCR) <b>7</b> a		←	1343	1358		1413		1427		←	1443	1458		1527		←	1544	
Gloucester (GCR) <b>7</b> d		1338	1349			1414	1420	1438		1438	1449		1519	1538		1538	1549	
Cheltenham Spa (CNM) a	1338	1347	1358		1413	1424	1429	→	1438	1447	1458		1514	1529	→	1538	1547	1558
Cheltenham Spa (CNM) d	1340	1348	1359		1415				1440	1449	1459		1515			1540	1548	1559
Ashchurch for Tewkesbury (ASC) d			1356							1457								1556
Worcestershire Parkway (WOP) d				1414							1514							1614
Worcester Shrub Hill (WOS) <b>7</b> a			1413							1513								1613
Worcester Foregate Street (WOF) <b>7</b> a			1417							1525								1617
Malvern Link (MVL) a																		
Great Malvern (GMV) a																		
University (UNI) a			1438								1538							1638
Birmingham New Street (BHM) <b>12</b> a	1419		1445		1454				1519		1545		1555		1619			1645
Derby (DBY) <b>6</b> a			1536		1538						1631		1639					1731
Nottingham (NOT) <b>8</b> a			1603								1703							1803

**NOTES** (see introductory pages for explanation of train operator codes and standard symbols)

- a Arrival time
- d Departure time
- A From Maesteg, see table 126
- E To Manchester Piccadilly, see table 050
- F From Plymouth to Edinburgh, see table 050
- H From London Paddington, see table 125
- J From Weymouth, see table 133
- K From Penzance to Edinburgh, see table 050
- L From Warminster, see table 133
- M From Plymouth to Aberdeen, see table 050
- N From Paignton to Manchester Piccadilly, see table 050
- P From Salisbury, see table 133
- Q From Westbury, see table 133
- R From Plymouth to Glasgow Central, see table 050

**Cardiff, Newport and Bristol to Gloucester, Cheltenham Spa, Worcester, Great Malvern, Birmingham, Derby and Nottingham**

**Saturdays from 16 September**

Operator Train ID Days of operation/Notes 1st Class/Reservations/Bus Catering facilities	GW 2E68 Q	XC 1S53 F 1◇ ⌘	AW 2G60 A	GW 1G19 H 1◇ ⌘	GW 2E69	XC 1M93 N 1◇ ⌘	GW 2E69	XC 1M73	GW 2V68 J 1◇ ⌘	XC 1S55 F 1◇ ⌘	AW 2G62 A	GW 2G21 B 1◇ ⌘	GW 2E71	XC 1M61 E 1◇ ⌘	GW 2E71	XC 1M75	GW 2E72 Q	XC 1E63 S 1◇ ⌘
Cardiff Central (CDF) <b>7</b> d			1507					1545			1607					1645		
Newport (South Wales) (NWP) d			1522					1559			1622					1659		
Severn Tunnel Jn (STJ) d			1533								1632							
Caldicot (CDT) d			1535								1635							
Chepstow (CPW) d			1544					1616			1643							
Lydney (LYD) d			1552								1652					1724		
Bristol Temple Meads (BRI) <b>10</b> d	1506	1535			1538	1600			1608	1635			1638	1700			1708	1735
Filton Abbey Wood (FIT) d	1514				1546				1615				1646				1715	
Bristol Parkway (BPW) <b>7</b> d	1521	1544			1551	1609			1620	1644			1652	1709			1720	1744
Yate (YAE) d	1530				1601				1629				1702				1729	
Cam & Dursley (CDU) d					1613								1714					
Gloucester (GCR) <b>7</b> a	1558		1613		1629		←	1643	1658		1712		1730		←	1743	1756	
Gloucester (GCR) <b>7</b> d			1613	1619	1638			1638	1645		1713	1719	1737		1737	1749		
Cheltenham Spa (CNM) a		1613	1623	1629	←	1638		1647	1654		1713	1722	1728	←	1738	1746	1758	1814
Cheltenham Spa (CNM) d		1615				1640		1648	1655		1715			1740	1748	1759		1815
Ashchurch for Tewkesbury (ASC) d								1656	1703						1756			
Worcestershire Parkway (WOP) d								1714								1814		
Worcester Shrub Hill (WOS) <b>7</b> a								1712							1813			
Worcester Foregate Street (WOF) <b>7</b> a								1723							1819			
Malvern Link (MVL) a																		
Great Malvern (GMV) a																		
University (UNI) a									1738								1838	
Birmingham New Street (BHM) <b>12</b> a		1654				1719			1745	1755				1819			1845	1855
Derby (DBY) <b>6</b> a		1736							1836	1838							1931	1937
Nottingham (NOT) <b>8</b> a									1903								2003	

Operator Train ID Days of operation/Notes 1st Class/Reservations/Bus Catering facilities	AW 2G64 A	GW 1G23 H 1◇ ⌘	GW 2E73	XC 1M65	GW 2E73	XC 1M95	GW 2V72 J 1◇ ⌘	XC 1E67 T 1◇ ⌘	AW 2G66 A	GW 1G25 H 1◇ ⌘	GW 2E75	XC 1M69	GW 2E75	XC 1M84	GW 2E76	XC 1E73 T 1◇ ⌘	GW 1G27 H 1◇ ⌘	GW 2V75 P
Cardiff Central (CDF) <b>7</b> d	1707					1745			1809							1845		
Newport (South Wales) (NWP) d	1722					1759			1824							1859		
Severn Tunnel Jn (STJ) d	1732								1835									
Caldicot (CDT) d	1735								1838									
Chepstow (CPW) d	1743					1817			1846					1916				
Lydney (LYD) d	1752								1855									
Bristol Temple Meads (BRI) <b>10</b> d			1738	1800			1808	1835			1838	1900			1910	1931		1937
Filton Abbey Wood (FIT) d			1746				1815				1846				1917			1944
Bristol Parkway (BPW) <b>7</b> d			1752	1809			1820	1844			1850	1909			1921	1940		1948
Yate (YAE) d			1801				1829				1859				1930			1958
Cam & Dursley (CDU) d			1814								1912							2010
Gloucester (GCR) <b>7</b> a	1812		1830		←	1844	1859		1915		1928		←	1943	1957			2028
Gloucester (GCR) <b>7</b> d	1813	1820	1838		1838	1845			1916	1921	1938		1938	1949			2019	2034
Cheltenham Spa (CNM) a	1823	1829	←	1838	1847	1854		1914	1926	1931	←	1938	1947	1958		2010	2029	2042
Cheltenham Spa (CNM) d				1840	1848	1855		1915				1940	1949	1959		2011		
Ashchurch for Tewkesbury (ASC) d					1856	1903							1957					
Worcestershire Parkway (WOP) d						1914								2014				
Worcester Shrub Hill (WOS) <b>7</b> a						1912								2013				
Worcester Foregate Street (WOF) <b>7</b> a						1923								2021				
Malvern Link (MVL) a														2030				
Great Malvern (GMV) a														2033				
University (UNI) a															2038			
Birmingham New Street (BHM) <b>12</b> a				1918		1938						2018			2045		2055	
Derby (DBY) <b>6</b> a						2031		2039							2135		2142	
Nottingham (NOT) <b>8</b> a						2103									2216			

**NOTES** (see introductory pages for explanation of train operator codes and standard symbols)

- a Arrival time
- d Departure time
- A From Maesteg, see table 126
- B From Swindon, see table 125
- E To Manchester Piccadilly, see table 050
- F From Plymouth to Edinburgh, see table 050
- H From London Paddington, see table 125
- J From Weymouth, see table 133
- N From Paignton to Manchester Piccadilly, see table 050
- P From Salisbury, see table 133
- Q From Westbury, see table 133
- S From Plymouth to York, see table 050
- T From Plymouth to Leeds, see table 050

## Cardiff, Newport and Bristol to Gloucester, Cheltenham Spa, Worcester, Great Malvern, Birmingham, Derby and Nottingham

**Saturdays** from 16 September

Operator	GW	XC	XC	GW	GW	XC	GW	AW	GW	GW	AW
Train ID	2E78	1M83	1M85	1G29	2V79	1M87	2E80	2G72	2G31	2E82	2G76
Days of operation/Notes	U	V	◇	H	P	◇		A	B	W	
1st Class/Reservations/Bus Catering facilities	□	◇	◇	□		◇					
Cardiff Central (CDF)	<b>7</b> d		1958			2048		2110			2318
Newport (South Wales) (NWP)	d		2014			2102		2125			2336
Severn Tunnel Jn (STJ)	d		2025					2136			2356
Caldicot (CDT)	d		2027					2138			2358
Chepstow (CPW)	d		2036					2147			0007
Lydney (LYD)	d		2044					2155			0015
Bristol Temple Meads (BRI)	<b>10</b> d	2010	2031			2037		2108		2218	
Filton Abbey Wood (FIT)	d	2018				2045		2115		2225	
Bristol Parkway (BPW)	<b>7</b> d	2022	2040			2050		2119		2230	
Yate (YAE)	d	2031				2059		2128		2239	
Cam & Dursley (CDU)	d	2043				2111		2141		2252	
Gloucester (GCR)	<b>7</b> a	2057		2105		2128	2144	2157	2216		2309
Gloucester (GCR)	<b>7</b> d			2107	2120	2136	2149		2216	2223	
Cheltenham Spa (CNM)	a		2109	2116	2131	2145	2158		2225	2231	
Cheltenham Spa (CNM)	d		2111	2117		2146	2159				
Ashchurch for Tewkesbury (ASC)	d			2125		2154					
Worcestershire Parkway (WOP)	d						2214				
Worcester Shrub Hill (WOS)	<b>7</b> a					2210					
Worcester Foregate Street (WOF)	<b>7</b> a										
Malvern Link (MVL)	a										
Great Malvern (GMV)	a										
University (UNI)	a			2159		2238					
Birmingham New Street (BHM)	<b>12</b> a		2154	2207		2245					
Derby (DBY)	<b>6</b> a		2241	2255		2331					
Nottingham (NOT)	<b>8</b> a			2327							

**NOTES** (see introductory pages for explanation of train operator codes and standard symbols)

- a Arrival time
- d Departure time
- A From Maesteg, see table 126
- B From Swindon, see table 125
- H From London Paddington, see table 125
- P From Salisbury, see table 133
- U From Taunton, see table 134
- V From Plymouth, see table 135
- W From Portsmouth Harbour, see table 133



Cardiff, Newport and Bristol to Gloucester, Cheltenham Spa, Worcester, Great Malvern, Birmingham, Derby and Nottingham

Sundays from 17 September

Operator Train ID Days of operation/Notes 1st Class/Reservations/Bus Catering facilities	AW 2G76	AW 2G48	XC 1S41 A 1◇ ♣	GW 2G01 B 1	GW 2E34	XC 1S43 A 1◇ ♣	GW 2G02 B 1	GW 2E36	AW 2G50	XC 1M94	XC 1S45 C 1◇ ♣	GW 2G03 B	GW 2E38	XC 1M64	XC 1S47 D 1◇ ♣	GW 2G04 B 1	GW 2E40	XC 1M45 E 1◇ ♣
Cardiff Central (CDF) <b>7</b> d		0823							1030	1049				1145				
Newport (South Wales) (NWP) d		0841							1044	1104				1159				
Severn Tunnel Jn (STJ) d		0902							1056									
Caldicot (CDT) d		0905							1059									
Chepstow (CPW) d	0007	0913							1107									
Lydney (LYD) d	0015	0922							1116									
Bristol Temple Meads (BRI) <b>10</b> d			0915		0938	1031		1037			1131		1138		1231		1238	1300
Filton Abbey Wood (FIT) d					0945			1044					1145				1245	
Bristol Parkway (BPW) <b>7</b> d			0924		0949	1040		1049			1140		1149		1240		1249	1309
Yate (YAE) d					0958			1058					1158				1258	
Cam & Dursley (CDU) d					1011			1111					1211				1311	
Gloucester (GCR) <b>7</b> a	0036	0942	0950		1027			1126	1137	1146			1228	1245			1329	
Gloucester (GCR) <b>7</b> d		0943	1002	1027	1038		1122		1138	1149		1223	1234	1249		1322		
Cheltenham Spa (CNM) a		0956	1010	1036	1047	1109	1130		1148	1158	1209	1231	1243	1258	1309	1332		1338
Cheltenham Spa (CNM) d			1011		1048	1111				1159	1211		1244	1259	1311			1340
Ashchurch for Tewkesbury (ASC) d					1056								1252					
Worcestershire Parkway (WOP) d										1214				1314				
Worcester Shrub Hill (WOS) <b>7</b> a					1114								1308					
Worcester Foregate Street (WOF) <b>7</b> a													1320					
Malvern Link (MVL) a																		
Great Malvern (GMV) a																		
University (UNI) a										1238				1338				
Birmingham New Street (BHM) <b>12</b> a			1049			1149				1245	1249			1345	1349			1418
Derby (DBY) <b>6</b> a			1136			1237				1329	1336			1429	1437			
Nottingham (NOT) <b>8</b> a										1353				1453				

Operator Train ID Days of operation/Notes 1st Class/Reservations/Bus Catering facilities	AW 2G52	XC 1M99	XC 1S49 F 1◇ ♣	GW 2G05 B 1	GW 2E42	XC 1M49 G 1◇ ♣	GW 2E42	XC 1M67	XC 1S51 H 1◇ ♣	GW 2G07 B	GW 2E44	XC 1M53 G 1◇ ♣	AW 2G54	XC 1M98	XC 1S53 H 1◇ ♣	GW 2G09 B 1	GW 2E46	XC 1M93 J 1◇ ♣
Cardiff Central (CDF) <b>7</b> d	1229	1245						1345					1429	1445				
Newport (South Wales) (NWP) d	1243	1259						1401					1443	1459				
Severn Tunnel Jn (STJ) d	1254												1454					
Caldicot (CDT) d	1256												1457					
Chepstow (CPW) d	1305												1505					
Lydney (LYD) d	1313												1514					
Bristol Temple Meads (BRI) <b>10</b> d			1331		1338	1401		1430		1438	1500				1531		1538	1600
Filton Abbey Wood (FIT) d					1345			1445									1545	
Bristol Parkway (BPW) <b>7</b> d			1340		1349	1410		1440		1449	1509				1540		1549	1609
Yate (YAE) d					1357			1458									1558	
Cam & Dursley (CDU) d					1411c			1511									1611	
Gloucester (GCR) <b>7</b> a	1334	1341			1429		←	1446		1529		1534	1541				1629	
Gloucester (GCR) <b>7</b> d	1335	1349		1421	1435		1435	1449	1525			1535	1549		1622	1634		
Cheltenham Spa (CNM) a	1345	1358	1409	1431	→	1438	1444	1458	1510	1533		1538	1545	1558	1609	1631	→	1638
Cheltenham Spa (CNM) d		1359	1411			1440	1444	1459	1511			1540		1559	1611			1640
Ashchurch for Tewkesbury (ASC) d							1453											
Worcestershire Parkway (WOP) d		1414						1514						1614				
Worcester Shrub Hill (WOS) <b>7</b> a							1508											
Worcester Foregate Street (WOF) <b>7</b> a							1519											
Malvern Link (MVL) a																		
Great Malvern (GMV) a																		
University (UNI) a		1438						1538						1638				
Birmingham New Street (BHM) <b>12</b> a		1445	1450			1518		1545	1550			1618		1645	1649			1718
Derby (DBY) <b>6</b> a		1531	1536					1629	1639					1729	1736			
Nottingham (NOT) <b>8</b> a		1555						1653						1754				

NOTES (see introductory pages for explanation of train operator codes and standard symbols)

- a Arrival time
- d Departure time
- c Arrives 3 minutes earlier
- A To Edinburgh, see table 050
- B From Swindon, see table 125
- C From Plymouth to Dundee, see table 050
- D From Plymouth to Glasgow Central, see table 050
- E From Paignton to Manchester Piccadilly, see table 050
- F From Penzance to Edinburgh, see table 050
- G From Plymouth to Manchester Piccadilly, see table 050
- H From Plymouth to Edinburgh, see table 050
- J To Manchester Piccadilly, see table 050

Cardiff, Newport and Bristol to Gloucester, Cheltenham Spa, Worcester, Great Malvern, Birmingham, Derby and Nottingham

**Sundays from 17 September**

Operator Train ID Days of operation/Notes 1st Class/Reservations/Bus Catering facilities	GW 2E46	XC 1M73	XC 1S55 H 1◇ ♣	GW 2G10 B	GW 2E48	AW 2G56	XC 1M75	XC 1E63 K 1◇ ♣	GW 2G11 B	GW 2E50	XC 1M65 J 1◇ ♣	GW 2E50	XC 1M95	XC 1E67 K 1◇ ♣	GW 1G68 L 1◇ ♣	GW 2E52	XC 1M69	AW 2G58
Cardiff Central (CDF) <b>7</b> d		1545				1629	1645						1745					1829
Newport (South Wales) (NWP) d		1559				1643	1659						1759					1843
Severn Tunnel Jn (STJ) d						1655												1855
Caldicot (CDT) d						1657												1857
Chepstow (CPW) d						1706												1906
Lydney (LYD) d						1714												1914
Bristol Temple Meads (BRI) <b>10</b> d			1631		1638			1731		1738	1800				1831		1838	1900
Filton Abbey Wood (FIT) d					1645					1745							1845	
Bristol Parkway (BPW) <b>7</b> d			1640		1649			1740		1749	1809				1840		1849	1909
Yate (YAE) d					1658					1758							1858	
Cam & Dursley (CDU) d					1711					1811							1911	
Gloucester (GCR) <b>7</b> a	←	1641			1729	1735	1741			1829		←	1841			1929		1935
Gloucester (GCR) <b>7</b> d	1634	1649		1719		1736	1749		1822	1839		1839	1849		1921			1935
Cheltenham Spa (CNM) a	1643	1658	1710	1728		1746	1758	1810	1830	←	1838	1847	1858	1910	1930		1938	1945
Cheltenham Spa (CNM) d	1644	1659	1711				1759	1811			1840	1848	1859	1911			1940	
Ashchurch for Tewkesbury (ASC) d	1653											1858						
Worcestershire Parkway (WOP) d		1714					1814						1914					
Worcester Shrub Hill (WOS) <b>7</b> a	1709											1917						
Worcester Foregate Street (WOF) <b>7</b> a	1719											1921						
Malvern Link (MVL) a																		
Great Malvern (GMV) a																		
University (UNI) a		1738					1838						1938					
Birmingham New Street (BHM) <b>12</b> a		1745	1750				1845	1850			1918		1945	1950			2019	
Derby (DBY) <b>6</b> a		1829	1839				1931	1937					2029	2039				
Nottingham (NOT) <b>8</b> a		1854					1957						2054					

Operator Train ID Days of operation/Notes 1st Class/Reservations/Bus Catering facilities	XC 1M83	XC 1E73 M 1◇ ♣	GW 2G13 B	GW 2E54	XC 1M77 N 1◇ ♣	GW 2E54	XC 1M85 P 1◇ ♣	XC 1E75 K 1◇ ♣	GW 2G14 B	GW 2E56	AW 2G60	XC 1M87	GW 2G15 B 1◇ ♣	GW 2E58	XC 1M80	GW 2E60	AW 2G62	GW 2G90 MM B
Cardiff Central (CDF) <b>7</b> d	1845						1944				2024	2045						2235
Newport (South Wales) (NWP) d	1859						1958				2038	2059						2249
Severn Tunnel Jn (STJ) d											2048							2259
Caldicot (CDT) d											2051							2302
Chepstow (CPW) d											2059							2310
Lydney (LYD) d											2108							2319
Bristol Temple Meads (BRI) <b>10</b> d		1931		1938	2000			2031		2038				2138	2210	2242		
Filton Abbey Wood (FIT) d				1945						2045				2145	2210	2250		
Bristol Parkway (BPW) <b>7</b> d		1940		1949	2009			2040		2049				2149	2219	2254		
Yate (YAE) d				1957						2058				2158		2303		
Cam & Dursley (CDU) d				2010						2111				2211		2315		
Gloucester (GCR) <b>7</b> a	1942			2030		←	2046			2126	2130	2142		2226		2330	2340	
Gloucester (GCR) <b>7</b> d	1949		2024	2036		2036	2047		2124			2149	2225					0004
Cheltenham Spa (CNM) a	1958	2009	2032	←	2038	2045	2056	2110	2132			2158	2233		2247			0013
Cheltenham Spa (CNM) d	1959	2011			2040	2046	2058	2111				2159			2250			
Ashchurch for Tewkesbury (ASC) d						2054												
Worcestershire Parkway (WOP) d	2014						2112					2214						
Worcester Shrub Hill (WOS) <b>7</b> a						2111												
Worcester Foregate Street (WOF) <b>7</b> a																		
Malvern Link (MVL) a																		
Great Malvern (GMV) a																		
University (UNI) a	2038						2138					2238						
Birmingham New Street (BHM) <b>12</b> a	2045	2049			2119		2145	2150				2245			2338			
Derby (DBY) <b>6</b> a	2129	2140						2239										
Nottingham (NOT) <b>8</b> a	2154																	

NOTES (see introductory pages for explanation of train operator codes and standard symbols)

- a Arrival time
- d Departure time
- B From Swindon, see table 125
- H From Plymouth to Edinburgh, see table 050
- J To Manchester Piccadilly, see table 050
- K From Plymouth to Leeds, see table 050
- L From London Paddington, see table 125
- M From Penzance to Leeds, see table 050
- N From Paignton, see table 135
- P To Leicester, see table 054
- MM Monday mornings

Nottingham, Derby, Birmingham, Great Malvern and Worcester to Cheltenham Spa, Gloucester, Bristol, Newport and Cardiff

**Mondays to Fridays from 11 September**

Operator Train ID Days of operation/Notes 1st Class/Reservations/Bus Catering facilities	AW 2L43 A	GW 1L62 B 111 11	GW 2T40	XC 1V01	GW 2T05	XC 1V02	GW 1L64 B 111 11	GW 2C65 C 111	GW 2T03	GW 2T08	AW 2L47 A	GW 1L66 B 111 11	XC 1V42 D 111	GW 2C08 E	XC 1V03	XC 1V43	GW 2T41	AW 2L49 A
Nottingham (NOT) 8 d																		
Derby (DBY) 6 d													0610		0600			
Birmingham New Street (BHM) 12 d				0500		0537							0712		0730	0742		
University (UNI) d															0737			
Great Malvern (GMV) d																		
Malvern Link (MVL) d																		
Worcester Foregate Street (WOF) 7 d										0652								
Worcester Shrub Hill (WOS) 7 d										0707		0725						
Worcestershire Parkway (WOP) d															0758			
Ashchurch for Tewkesbury (ASC) d						0631				0724		0741						
Cheltenham Spa (CNM) a				0604		0640				0733		0750	0756		0814	0830		
Cheltenham Spa (CNM) d	0537	0553		0606	0614	0641	0648			0734	0746	0752	0758		0815	0831		0846
Gloucester (GCR) 7 a	0548	0602		0614	0623	0650	0657			0743	0756	0803			0824			0856
Gloucester (GCR) 7 d	0548		0604	0616	0627	0653		0700	0731	0748	0758			0811	0827			0858
Cam & Dursley (CDU) d			0617		0640			0712	0746	0801								0853
Yate (YAE) d			0631		0653			0725	0759	0814								0907
Bristol Parkway (BPW) 7 a			0640		0702			0732	0808	0823			0829	0846		0859		0916
Filton Abbey Wood (FIT) a			0644		0705			0736	0813	0826				0849				0919
Bristol Temple Meads (BRI) 10 a			0653		0719			0748	0827	0835				0839	0859			0928
Lydney (LYD) d	0607			0635		0712												0917
Chepstow (CPW) d	0617			0645		0722									0853			0926
Caldicot (CDT) d	0625			0653		0730												0935
Severn Tunnel Jn (STJ) d	0628			0657		0733												0938
Newport (South Wales) (NWP) a	0640			0709		0746									0911			0950
Cardiff Central (CDF) 7 a	0654			0722		0800									0925			1014

Operator Train ID Days of operation/Notes 1st Class/Reservations/Bus Catering facilities	XC 1V44 F 111 11	GW 1L68 B 111 11	GW 2O74 G 111	XC 1V04	GW 2T61	XC 1V45 H 111 11	GW 2T61	XC 1V46 J 111	GW 1L70 B 111 11	GW 2C10 K	XC 1V05	GW 2T42	XC 1V47 L 111 11	GW 2T42	AW 2L53 A	XC 1V48 M 111 11	GW 1L72 B 111 11	GW 2O76 G 111
Nottingham (NOT) 8 d				0704														
Derby (DBY) 6 d	0727			0738				0827			0808							
Birmingham New Street (BHM) 12 d	0812			0830		0842		0912			0842						0931	
University (UNI) d				0837							0930		0943				1012	
Great Malvern (GMV) d																		
Malvern Link (MVL) d																		
Worcester Foregate Street (WOF) 7 d													0952					
Worcester Shrub Hill (WOS) 7 d					0900							0956						
Worcestershire Parkway (WOP) d				0858							0958							
Ashchurch for Tewkesbury (ASC) d					0917													
Cheltenham Spa (CNM) a	0850			0915	0926	0931		0950			1014	1013	1030			1050		
Cheltenham Spa (CNM) d	0852	0859		0915	0927	0933		0952	0959		1015	1023	1032		1042	1052	1059	
Gloucester (GCR) 7 a		0907		0925	0935		1008				1025	1032			1051		1108	
Gloucester (GCR) 7 d			0909	0927	0940		0940		1009	1027	1039		1039	1053				1110
Cam & Dursley (CDU) d					0940		0953											
Yate (YAE) d			0933				1006			1032								1134
Bristol Parkway (BPW) 7 a	0921		0944		1001	1015	1020			1044			1100	1114		1121		1145
Filton Abbey Wood (FIT) a			0948			1019				1048				1117				1149
Bristol Temple Meads (BRI) 10 a	0935		0957		1012	1027	1032			1057			1112	1126		1131		1157
Lydney (LYD) d											1046							
Chepstow (CPW) d				0953											1112			
Caldicot (CDT) d															1122			
Severn Tunnel Jn (STJ) d															1130			
Newport (South Wales) (NWP) a				1011							1111				1133			
Cardiff Central (CDF) 7 a				1025							1125				1145			

NOTES (see introductory pages for explanation of train operator codes and standard symbols)

- a Arrival time
- d Departure time
- A To Maesteg, see table 126
- B To London Paddington, see table 125
- C To Penzance, see table 135
- D To Plymouth, see table 135
- E To Frome, see table 133
- F From Leeds to Plymouth, see table 050
- G To Weymouth, see table 133
- H From Manchester Piccadilly, see table 050
- J From York to Plymouth, see table 050
- K To Westbury, see table 133
- L From Manchester Piccadilly to Paignton, see table 050
- M From Newcastle to Plymouth, see table 050

**Nottingham, Derby, Birmingham, Great Malvern and Worcester to Cheltenham Spa, Gloucester, Bristol, Newport and Cardiff**

**Mondays to Fridays from 11 September**

Operator	XC	GW	XC	GW	AW	XC	GW	GW	XC	GW	XC	GW	XC	GW	XC	GW	XC	GW	XC
Train ID	1V06	2T43	1V49	2T43	2L55	1V50	1L74	2C12	1V07	2T44	1V51	2T44	1V52	1L76	2O78	1V08	2T45	1V53	
Days of operation/Notes			H		A	N	B	K			H		N	B	G			H	
1st Class/Reservations/Bus	1◇		1◇			1◇	1R		1◇		1◇		1◇	1R	1R	1◇		1◇	
Catering facilities	⌘		⌘			⌘	⌘		⌘		⌘		⌘	⌘	⌘	⌘		⌘	
Nottingham (NOT)	8 d	0907							1007							1107			
Derby (DBY)	6 d	0941				1031			1042				1131			1141			
Birmingham New Street (BHM)	12 d	1030		1042		1112			1130		1142		1212			1230		1242	
University (UNI)	d	1037							1137							1237			
Great Malvern (GMV)	d																		
Malvern Link (MVL)	d																		
Worcester Foregate Street (WOF)	7 d		1052							1149								1253	
Worcester Shrub Hill (WOS)	7 d		1056							1203								1257	
Worcestershire Parkway (WOP)	d	1058							1158							1258			
Ashchurch for Tewkesbury (ASC)	d		1113							1220								1313	
Cheltenham Spa (CNM)	a	1114	1122	1127		1150			1214	1228	1233		1250			1314	1322	1328	
Cheltenham Spa (CNM)	d	1115	1123	1129		1145	1152	1159	1215	1229	1235		1252	1259		1315	1323	1330	
Gloucester (GCR)	7 a	1125	1133		1154		1209		1225	1238			1308			1326	1332		
Gloucester (GCR)	7 d	1127	1140		1140	1159		1210	1227	1242		1242			1310	1327	1338		
Cam & Dursley (CDU)	d		1154									1255							
Yate (YAE)	d				1207							1308			1334				
Bristol Parkway (BPW)	7 a			1157	1216		1220		1246			1307	1316	1320		1345		1358	
Filton Abbey Wood (FIT)	a				1219				1249				1320			1349			
Bristol Temple Meads (BRI)	10 a			1207	1228		1233		1258			1319	1328	1332		1358		1408	
Lydney (LYD)	d				1218													1346	
Chepstow (CPW)	d	1153			1227				1253										
Caldicot (CDT)	d				1236														
Severn Tunnel Jn (STJ)	d				1239														
Newport (South Wales) (NWP)	a	1211			1251				1311							1411			
Cardiff Central (CDF)	7 a	1225			1307				1325							1425			

Operator	GW	AW	XC	GW	GW	XC	GW	XC	GW	AW	XC	GW	GW	XC	GW	XC	GW	XC
Train ID	2T45	2L59	1V54	1L78	2C17	1V09	2T46	1V55	2T46	2L61	1V56	1L80	2O80	1V10	2T47	1V57	2T47	1V58
Days of operation/Notes			N	B	E		P	H	P	A	Q	B	G			H		R
1st Class/Reservations/Bus			1◇	1R		1◇		1◇			1◇	1R	1R	1◇		1◇		1◇
Catering facilities			⌘	⌘		⌘		⌘			⌘	⌘	⌘	⌘		⌘		⌘
Nottingham (NOT)	8 d					1207									1307			
Derby (DBY)	6 d		1231			1239					1331			1340				1431
Birmingham New Street (BHM)	12 d		1312			1330		1342			1412			1430		1442		1512
University (UNI)	d					1337								1437				
Great Malvern (GMV)	d																	
Malvern Link (MVL)	d																	
Worcester Foregate Street (WOF)	7 d						1349								1450			
Worcester Shrub Hill (WOS)	7 d						1357								1456			
Worcestershire Parkway (WOP)	d					1358								1458				
Ashchurch for Tewkesbury (ASC)	d						1413								1513			
Cheltenham Spa (CNM)	a		1350			1414	1422	1428			1450			1514	1522	1528		1550
Cheltenham Spa (CNM)	d		1345	1352	1359	1415	1424	1430			1452	1459		1515	1523	1529		1552
Gloucester (GCR)	7 a	1338	1354		1408	1424	1433				1508			1525	1534			
Gloucester (GCR)	7 d	1338	1359		1410	1427	1440		1440	1457			1510	1527	1540			1540
Cam & Dursley (CDU)	d	1351							1453									1553
Yate (YAE)	d	1404			1434				1506				1534					1606
Bristol Parkway (BPW)	7 a	1414		1420	1446			1458	1515		1520		1546			1558	1615	1620
Filton Abbey Wood (FIT)	a	1418			1450				1519				1551				1619	
Bristol Temple Meads (BRI)	10 a	1427		1433	1458			1513	1527		1534		1559			1609	1628	1633
Lydney (LYD)	d		1418								1516							
Chepstow (CPW)	d		1427			1453					1525			1553				
Caldicot (CDT)	d		1436								1534							
Severn Tunnel Jn (STJ)	d		1439								1537							
Newport (South Wales) (NWP)	a		1451			1511					1549				1611			
Cardiff Central (CDF)	7 a		1508			1525					1604				1625			

**NOTES** (see introductory pages for explanation of train operator codes and standard symbols)

- a Arrival time
- d Departure time
- A To Maesteg, see table 126
- B To London Paddington, see table 125
- E To Frome, see table 133
- G To Weymouth, see table 133
- H From Manchester Piccadilly, see table 050
- K To Westbury, see table 133
- N From Edinburgh to Plymouth, see table 050
- P To Portsmouth Harbour, see table 133
- Q From Glasgow Central to Plymouth, see table 050
- R From Edinburgh to Penzance, see table 050

Nottingham, Derby, Birmingham, Great Malvern and Worcester to Cheltenham Spa, Gloucester, Bristol, Newport and Cardiff

**Mondays to Fridays from 11 September**

Operator Train ID Days of operation/Notes 1st Class/Reservations/Bus Catering facilities	GW 1L82 B	GW 2O82 G	XC 1V11 H	GW 2T48	XC 1V59 L	GW 2T48	AW 2L65 A	XC 1V60 S	GW 1L84 B	GW 2O84 G	XC 1V12	GW 2T49	XC 1V61 H	GW 2T49	AW 2L67 A	XC 1V62 N	GW 1L86 B	GW 2C25 K
Nottingham (NOT)  3 d			1407									1507						
Derby (DBY)  6 d			1439					1528				1539				1631		
Birmingham New Street (BHM)  12 d			1530		1542			1612				1630		1642		1712		
University (UNI)  d			1537									1637						
Great Malvern (GMV)  d																		
Malvern Link (MVL)  d																		
Worcester Foregate Street (WOF)  7 d				1548								1655						
Worcester Shrub Hill (WOS)  7 d				1557								1658						
Worcestershire Parkway (WOP)  d			1558									1658						
Ashchurch for Tewkesbury (ASC)  d				1614								1709	1715					
Cheltenham Spa (CNM)  a			1614	1623	1627			1650				1718	1724	1729		1750		
Cheltenham Spa (CNM)  d	1559		1615	1623	1629		1646	1652	1659			1719	1725	1731		1745	1752	1759
Gloucester (GCR)  7 a	1608		1624	1633		←	1658		1708			1727	1737		←	1758		1808
Gloucester (GCR)  7 d		1610	1627	1639		→	1639	1700		1710	1730	1741		1741	1800			1810
Cam & Dursley (CDU)  d							1652					→		1754				
Yate (YAE)  d		1634					1706							1807				1834
Bristol Parkway (BPW)  7 a		1645			1657	1715		1720				1734						1845
Filton Abbey Wood (FIT)  a		1649				1719						1750		1759	1816	1820		1849
Bristol Temple Meads (BRI)  10 a		1658				1708	1729					1759		1809	1828		1833	1857
Lydney (LYD)  d			1646				1719					1749				1819		
Chepstow (CPW)  d			1655				1729									1829		
Caldicot (CDT)  d							1737									1837		
Severn Tunnel Jn (STJ)  d							1740									1840		
Newport (South Wales) (NWP)  a			1713				1753					1815				1853		
Cardiff Central (CDF)  7 a			1726				1814					1829				1909		

Operator Train ID Days of operation/Notes 1st Class/Reservations/Bus Catering facilities	XC 1V13	GW 2T50	XC 1V63 H	GW 2T50	AW 2L69 A	XC 1V64 N	GW 1L88 B	GW 2T30	XC 1V14	GW 2T51	XC 1V65 H	GW 2T51	AW 2L71 A	XC 1V66 N	GW 1L90 B	GW 2T63	XC 1V15	GW 2T52
Nottingham (NOT)  3 d	1607								1707									1805
Derby (DBY)  6 d	1639					1731			1739					1831				1839
Birmingham New Street (BHM)  12 d	1730		1742			1812			1830					1912				1930
University (UNI)  d	1737								1837									1937
Great Malvern (GMV)  d																		
Malvern Link (MVL)  d																		
Worcester Foregate Street (WOF)  7 d										1853								1950
Worcester Shrub Hill (WOS)  7 d		1755								1857								1956
Worcestershire Parkway (WOP)  d	1758								1858									1958
Ashchurch for Tewkesbury (ASC)  d	1809	1815								1913								2014
Cheltenham Spa (CNM)  a	1818	1824	1829			1850			1914	1922	1927			1950			2014	2023
Cheltenham Spa (CNM)  d	1819	1825	1831		1846	1852	1859		1915	1923	1929		1946	1952	1959		2015	2023
Gloucester (GCR)  7 a	1828	1834		←	1855	1902	1909		1924	1935		←	1955		2008		2023	2032
Gloucester (GCR)  7 d	1830	1842		→	1842	1857	1908		1912	1927	1941		1941	2000		2010	2027	2041
Cam & Dursley (CDU)  d					1855						→		1953					2054
Yate (YAE)  d					1908			1936					2007			2033		2107
Bristol Parkway (BPW)  7 a			1859	1917		1936		1948			1957	2015		2020	2043			2116
Filton Abbey Wood (FIT)  a				1920				1952				2019			2047			2120
Bristol Temple Meads (BRI)  10 a			1913	1929		1947		2002			2008	2028		2032	2056			2133
Lydney (LYD)  d					1918									2019				
Chepstow (CPW)  d					1927									2028				
Caldicot (CDT)  d					1936									2037				
Severn Tunnel Jn (STJ)  d					1942c									2040				
Newport (South Wales) (NWP)  a	1915				1954				2012					2052			2109	
Cardiff Central (CDF)  7 a	1928				2009				2026					2108			2124	

NOTES (see introductory pages for explanation of train operator codes and standard symbols)

- a Arrival time
- d Departure time
- c Arrives 4 minutes earlier
- A To Maesteg, see table 126
- B To London Paddington, see table 125
- G To Weymouth, see table 133
- H From Manchester Piccadilly, see table 050
- K To Westbury, see table 133
- L From Manchester Piccadilly to Paignton, see table 050
- N From Edinburgh to Plymouth, see table 050
- S From Aberdeen to Penzance, see table 050

## Nottingham, Derby, Birmingham, Great Malvern and Worcester to Cheltenham Spa, Gloucester, Bristol, Newport and Cardiff

**Mondays to Fridays** from 11 September

Operator	XC	GW	GW	XC	XC	XC	GW	GW	XC	XC	AW	AW	GW
Train ID	1V68	1L92	2T64	1V16	1V16	1V70	2T53	2B92	1V17	1V71	2G75	2G75	2T54
Days of operation/Notes	N	B		FO	FX	T		U	V	T	FO	FX	
1st Class/Reservations/Bus Catering facilities	1◇	1◇	1	1◇	1◇	1◇			1◇	1◇			
Nottingham (NOT)				1908	1908								
Derby (DBY)	1931			1942	1942	2031				2131			
Birmingham New Street (BHM)	2012			2030	2030	2112			2130	2212			
University (UNI)				2037	2037				2137				
Great Malvern (GMV)							2115						
Malvern Link (MVL)							2118						
Worcester Foregate Street (WOF)							2128						
Worcester Shrub Hill (WOS)							2134						2236
Worcestershire Parkway (WOP)				2058	2058				2158				
Ashchurch for Tewkesbury (ASC)							2150		2209				2253
Cheltenham Spa (CNM)	2050			2114	2114	2150	2159		2220	2250			2302
Cheltenham Spa (CNM)	2052	2059		2115	2115	2152	2200	2216	2221	2252	2258	2258	2303
Gloucester (GCR)		2109		2123	2123	2200	2209	2225	2230		2308	2308	2312
Gloucester (GCR)			2111	2125	2125	2205	2213				2310	2310	2317
Cam & Dursley (CDU)			2124				2225						
Yate (YAE)			2137				2238						
Bristol Parkway (BPW)						2230	2247			2320			2346
Filton Abbey Wood (FIT)			2152				2250						2349
Bristol Temple Meads (BRI)			2203			2243	2259			2331			2357
Lydney (LYD)				2144	2144						2330	2330	
Chepstow (CPW)				2153	2153						2339	2339	
Caldicot (CDT)				2202	2202						2348	2348	
Severn Tunnel Jn (STJ)				2205	2205						2351	2351	
Newport (South Wales) (NWP)				2216	2216						0006	0014	
Cardiff Central (CDF)				2229	2236						0021	0037	

**NOTES** (see introductory pages for explanation of train operator codes and standard symbols)

- a Arrival time
- d Departure time
- B To London Paddington, see table 125
- N From Edinburgh to Plymouth, see table 050
- T From Edinburgh, see table 050
- U To Swindon, see table 125
- V From Leicester, see table 054
- FO Fridays only
- FX Not Fridays

Nottingham, Derby, Birmingham, Great Malvern and Worcester to Cheltenham Spa, Gloucester, Bristol, Newport and Cardiff

Saturdays from 16 September

Operator	AW	GW	XC	GW	XC	GW	XC	GW	GW	AW	XC	GW	GW	XC	GW	XC	GW	AW	XC
Train ID	2L43	2B62	1V01	2T04	1V02	1L64	2O72	2T40	2L47	1V42	1L66	2C08	1V03	2T41	1V43	2T41	2L49	1V44	
Days of operation/Notes	A	B	1	C	1	D	E		A	F	D	G	1		1		A	H	
1st Class/Reservations/Bus Catering facilities		1	1		1	1	1			1	1		1		1			1	
Nottingham (NOT)	3																		
Derby (DBY)	6												0600						
Birmingham New Street (BHM)	12		0500		0542					0610			0637						0727
University (UNI)										0712			0730		0742				0812
Great Malvern (GMV)								0634											
Malvern Link (MVL)								0637											
Worcester Foregate Street (WOF)	7							0647						0740					
Worcester Shrub Hill (WOS)	7							0652						0754					
Worcestershire Parkway (WOP)													0758						
Ashchurch for Tewkesbury (ASC)					0634			0708											
Cheltenham Spa (CNM)	a		0601		0643			0717		0750			0814	0822	0827				0850
Cheltenham Spa (CNM)	d	0533	0548	0603		0644	0649	0655	0719	0746	0752	0758	0815	0823	0829			0846	0852
Gloucester (GCR)	7	a	0542	0557	0613		0653	0659	0704	0728	0755		0824	0832				0855	
Gloucester (GCR)	7	d	0544		0615	0615	0657		0707	0738	0757		0809	0827	0841			0901	
Cam & Dursley (CDU)	d				0627				0719	0751								0841	
Yate (YAE)	d				0641				0733	0805			0833					0854	
Bristol Parkway (BPW)	7	a			0649				0741	0813			0846			0857	0916	0920	0920
Filton Abbey Wood (FIT)	a				0655				0745	0817			0849				0920		
Bristol Temple Meads (BRI)	10	a			0709				0753	0826			0858			0908	0928		0934
Lydney (LYD)	d	0603		0635		0716				0816								0920	
Chepstow (CPW)	d	0613		0644		0726				0825			0853					0929	
Caldicot (CDT)	d	0621		0653		0734				0834								0938	
Severn Tunnel Jn (STJ)	d	0624		0656		0739				0838								0941	
Newport (South Wales) (NWP)	a	0636		0707		0750				0851			0912					0953	
Cardiff Central (CDF)	7	a	0649		0720		0807			0905			0926					1009	











Operator	GW	GW	XC	GW	XC	GW	XC	GW	GW	XC	GW	XC	GW	AW	XC	GW	GW	XC	
Train ID	1L68	2O74	1V04	2T42	1V45	2T42	1V46	1L70	2C09	1V05	2T43	1V47	2T43	2L53	1V48	1L72	2O76	1V06	
Days of operation/Notes	D	E	1		J		K	D	L	1		M		A	N	D	E		
1st Class/Reservations/Bus Catering facilities	1	1	1		1		1	1		1		1			1	1	1	1	
Nottingham (NOT)	3																		
Derby (DBY)	6																		
Birmingham New Street (BHM)	12		0830		0842			0912		0930			0942						
University (UNI)			0837							0937									1037
Great Malvern (GMV)																			
Malvern Link (MVL)																			
Worcester Foregate Street (WOF)	7			0852									0952						
Worcester Shrub Hill (WOS)	7			0856									0956						
Worcestershire Parkway (WOP)				0858						0958									1058
Ashchurch for Tewkesbury (ASC)				0913									1013						
Cheltenham Spa (CNM)	a		0914	0922	0927		0950			1014	1022	1028			1050				1114
Cheltenham Spa (CNM)	d	0859		0915	0923	0929	0952	0959		1015	1023	1029		1041	1052	1059			1115
Gloucester (GCR)	7	a	0909	0924	0932			1009		1024	1032			1050		1109			1124
Gloucester (GCR)	7	d		0909	0927	0941			1009	1027	1041			1041	1052		1109		1127
Cam & Dursley (CDU)	d					0941								1054					
Yate (YAE)	d		0933			1007				1034				1107					1133
Bristol Parkway (BPW)	7	a		0944		0959	1016	1020		1044			1057	1116		1120			1143
Filton Abbey Wood (FIT)	a			0949		1020	1028	1036		1048				1120					1148
Bristol Temple Meads (BRI)	10	a		0959		1013	1028	1036		1057				1128					1159
Lydney (LYD)	d									1046					1111				
Chepstow (CPW)	d			0953											1120				1153
Caldicot (CDT)	d														1129				
Severn Tunnel Jn (STJ)	d														1132				
Newport (South Wales) (NWP)	a			1012						1111					1145				1212
Cardiff Central (CDF)	7	a		1027						1125					1202				1226











NOTES (see introductory pages for explanation of train operator codes and standard symbols)

- a Arrival time
- d Departure time
- A To Maesteg, see table 126
- B To Swindon, see table 125
- C Also calls at Stapleton Road 0700 and Lawrence Hill 0704
- D To London Paddington, see table 125
- E To Weymouth, see table 133
- F To Plymouth, see table 135
- G To Frome, see table 133
- H From Leeds to Plymouth, see table 050
- J From Manchester Piccadilly, see table 050
- K From York to Plymouth, see table 050
- L To Westbury, see table 133
- M From Manchester Piccadilly to Paignton, see table 050
- N From Newcastle to Plymouth, see table 050

**Nottingham, Derby, Birmingham, Great Malvern and Worcester to Cheltenham Spa, Gloucester, Bristol, Newport and Cardiff**

**Saturdays from 16 September**

Operator Train ID Days of operation/Notes 1st Class/Reservations/Bus Catering facilities	GW 2T44	XC 1V49 J P ◇ ♣	GW 2T44	AW 2L55 A	XC 1V50 P ◇ ♣	GW 2C12 L	GW 1L74 D P ◇ ♣	XC 1V07	GW 2T45	XC 1V51 J ◇ ♣	GW 2T45	XC 1V52 P ◇ ♣	GW 1L76 D P ◇ ♣	GW 2O78 E ◇	XC 1V08	GW 2T46	XC 1V53 J ◇ ♣	GW 2T46
Nottingham (NOT)  3 d								1007										1107
Derby (DBY)  6 d					1031			1038				1131						1138
Birmingham New Street (BHM)  12 d		1042			1112			1130		1142		1212						1230
University (UNI) d								1137										1237
Great Malvern (GMV) d																		
Malvern Link (MVL) d																		
Worcester Foregate Street (WOF)  7 d	1052								1152									1250
Worcester Shrub Hill (WOS)  7 d	1056								1156									1256
Worcestershire Parkway (WOP) d								1158										1258
Ashchurch for Tewkesbury (ASC) d	1113								1213									1313
Cheltenham Spa (CNM) a	1121	1127			1150			1214	1222	1227		1250				1314	1322	1327
Cheltenham Spa (CNM) d	1122	1128		1145	1152		1159	1215	1223	1229		1252	1259		1315	1323	1329	
Gloucester (GCR)  7 a	1132		←	1154			1209	1224	1232		←		1309		1324	1332		←
Gloucester (GCR)  7 d	1138		1138	1158		1207		1227	1241		1241			1310	1327	1341		1341
Cam & Dursley (CDU) d	←		1151								1254					←		1354
Yate (YAE) d			1204			1231					1307			1334				1407
Bristol Parkway (BPW)  7 a		1156	1213		1224	1241			1258	1316	1320			1346			1357	1416
Filton Abbey Wood (FIT) a			1217			1246				1320				1351				1420
Bristol Temple Meads (BRI)  10 a		1206	1226		1237	1255				1308	1328	1336		1359				1428
Lydney (LYD) d				1217														1346
Chepstow (CPW) d				1226				1253										
Caldicot (CDT) d				1235														
Severn Tunnel Jn (STJ) d				1238														
Newport (South Wales) (NWP) a				1250				1312										1411
Cardiff Central (CDF)  7 a				1306				1325										1425

Operator Train ID Days of operation/Notes 1st Class/Reservations/Bus Catering facilities	AW 2L59 A	XC 1V54 P ◇ ♣	GW 1L78 D P ◇ ♣	GW 2C17 G	XC 1V09	GW 2T47	XC 1V55 J ◇ ♣	GW 2T47	AW 2L61 A	XC 1V56 Q ◇ ♣	GW 2B80 B P ◇ ♣	GW 2O80 E ◇	XC 1V10	GW 2T48	XC 1V57 J ◇ ♣	GW 2T48	XC 1V58 R ◇ ♣	GW 1L82 D P ◇ ♣
Nottingham (NOT)  3 d					1207								1307					
Derby (DBY)  6 d		1231			1238				1331				1338					1431
Birmingham New Street (BHM)  12 d		1312			1330		1342		1412				1430		1442			1512
University (UNI) d					1337								1437					
Great Malvern (GMV) d																		
Malvern Link (MVL) d																		
Worcester Foregate Street (WOF)  7 d						1351								1452				
Worcester Shrub Hill (WOS)  7 d						1356								1456				
Worcestershire Parkway (WOP) d					1358									1458				
Ashchurch for Tewkesbury (ASC) d						1413								1513				
Cheltenham Spa (CNM) a		1350			1414	1422	1427		1450				1514	1522	1527			1550
Cheltenham Spa (CNM) d	1346	1352	1359		1415	1423	1429		1446	1452	1459		1515	1523	1529			1552
Gloucester (GCR)  7 a	1356		1409		1424	1432		←	1455		1509		1524	1532		←		1609
Gloucester (GCR)  7 d	1358			1410	1427	1441		1441	1500		1509	1527	1541				1541	1554
Cam & Dursley (CDU) d						←		1454					←				1554	
Yate (YAE) d				1434				1508					1533				1607	
Bristol Parkway (BPW)  7 a		1420		1445			1456	1516		1520			1543		1557	1616	1620	
Filton Abbey Wood (FIT) a				1449				1520					1547			1620		
Bristol Temple Meads (BRI)  10 a		1435		1458			1511	1528		1536			1556		1607	1628	1634	
Lydney (LYD) d	1417								1519									
Chepstow (CPW) d	1426				1453				1528				1553					
Caldicot (CDT) d	1435								1537									
Severn Tunnel Jn (STJ) d	1438								1540									
Newport (South Wales) (NWP) a	1450				1511				1552				1611					
Cardiff Central (CDF)  7 a	1507				1525				1606				1625					

**NOTES** (see introductory pages for explanation of train operator codes and standard symbols)

- a Arrival time
- d Departure time
- A To Maesteg, see table 126
- B To Swindon, see table 125
- D To London Paddington, see table 125
- E To Weymouth, see table 133
- G To Frome, see table 133
- J From Manchester Piccadilly, see table 050
- L To Westbury, see table 133
- P From Edinburgh to Plymouth, see table 050
- Q From Glasgow Central to Plymouth, see table 050
- R From Edinburgh to Penzance, see table 050



**Nottingham, Derby, Birmingham, Great Malvern and Worcester to Cheltenham Spa, Gloucester, Bristol, Newport and Cardiff**

**Saturdays from 16 September**

Operator	GW	XC	GW	XC	GW	AW	XC	GW	GW	XC	GW	XC	GW	AW	XC	GW	XC	GW	XC
Train ID	2082	1V11	2T49	1V59	2T49	2L65	1V60	1L84	2084	1V12	2T50	1V61	2T50	2L67	1V62	2B86	2C25	1V13	
Days of operation/Notes	E	1◇		1◇		A	S	D	E	1◇		1◇		A	P	B	L		
1st Class/Reservations/Bus Catering facilities	1	1◇		1◇			1◇	1	1	1◇		1◇			1◇	1		1◇	
Nottingham (NOT)	3 d																		1607
Derby (DBY)	6 d	1407					1528			1507									1638
Birmingham New Street (BHM)	12 d	1530		1542			1612			1630		1642			1712				1730
University (UNI)	d	1537								1637									1737
Great Malvern (GMV)	d																		
Malvern Link (MVL)	d																		
Worcester Foregate Street (WOF)	7 d		1549							1652									
Worcester Shrub Hill (WOS)	7 d		1554							1656									
Worcestershire Parkway (WOP)	d	1558								1658									1758
Ashchurch for Tewkesbury (ASC)	d		1613							1713									1809
Cheltenham Spa (CNM)	a	1614	1622	1627			1650			1714	1722	1727			1750				1818
Cheltenham Spa (CNM)	d	1615	1623	1629		1646	1652	1659		1715	1723	1729		1735	1752	1759			1819
Gloucester (GCR)	7 a	1624	1632		←	1655		1709		1724	1732		←	1744		1809			1827
Gloucester (GCR)	7 d	1609	1627	1641		1641	1658		1709	1727	1739			1739	1746			1810	1830
Cam & Dursley (CDU)	d				→	1654						→		1753					
Yate (YAE)	d	1633				1707				1733				1806					1834
Bristol Parkway (BPW)	7 a	1643		1657		1716		1720		1743		1757		1815		1820			1844
Filton Abbey Wood (FIT)	a	1648				1720				1748				1819					1848
Bristol Temple Meads (BRI)	10 a	1656		1707	1728		1735		1757			1807	1827		1834				1857
Lydney (LYD)	d		1646			1717				1746				1805					
Chepstow (CPW)	d		1656			1726								1815					
Caldicot (CDT)	d					1735								1823					
Severn Tunnel Jn (STJ)	d					1738								1826					
Newport (South Wales) (NWP)	a		1713			1750				1811				1838					1912
Cardiff Central (CDF)	7 a		1727			1808				1827				1852					1925











Operator	GW	XC	GW	AW	XC	GW	GW	XC	GW	XC	GW	AW	XC	GW	XC	GW	XC	GW	XC
Train ID	2T51	1V63	2T51	2L69	1V64	1L88	2T30	1V14	2T52	1V65	2T52	2L71	1V66	2T32	1L90	1V15	2T53	1V68	
Days of operation/Notes	J	1◇		A	P	D		1◇		J		A	P	D		1◇		P	
1st Class/Reservations/Bus Catering facilities	1	1◇			1◇	1		1◇		1◇			1◇	1	1	1◇		1◇	
Nottingham (NOT)	3 d							1707											1807
Derby (DBY)	6 d				1731			1739					1828						1931
Birmingham New Street (BHM)	12 d	1742			1812			1830		1842			1912						2012
University (UNI)	d							1837											1937
Great Malvern (GMV)	d																		
Malvern Link (MVL)	d																		
Worcester Foregate Street (WOF)	7 d	1752							1852										1950
Worcester Shrub Hill (WOS)	7 d	1756							1856										1956
Worcestershire Parkway (WOP)	d							1858											1958
Ashchurch for Tewkesbury (ASC)	d	1814						1913		1913									2013
Cheltenham Spa (CNM)	a	1823	1829		1850			1914	1922	1927			1950			2014			2050
Cheltenham Spa (CNM)	d	1824	1831		1846	1852	1859	1915	1923	1929		1946	1952		2002	2015	2024		2052
Gloucester (GCR)	7 a	1833		←	1855	1907		1925	1932		←	1955		2012	2024	2033			
Gloucester (GCR)	7 d	1841		1841	1858		1909	1927	1938		1938	1958		2006		2027		2040	2053
Cam & Dursley (CDU)	d			1854						→									
Yate (YAE)	d			1907			1933				2005			2030					2106
Bristol Parkway (BPW)	7 a		1859	1916		1920		1944		1957	2013		2020	2041					2115
Filton Abbey Wood (FIT)	a			1920			1948				2018		2045						2119
Bristol Temple Meads (BRI)	10 a		1909	1928		1936		1957		2008	2027		2030	2053					2128
Lydney (LYD)	d			1917									2017						
Chepstow (CPW)	d			1927									2027						
Caldicot (CDT)	d			1935									2035						
Severn Tunnel Jn (STJ)	d			1938									2038						
Newport (South Wales) (NWP)	a			1950				2009					2050				2109		
Cardiff Central (CDF)	7 a			2007				2022					2105				2122		

**NOTES** (see introductory pages for explanation of train operator codes and standard symbols)

- a Arrival time
- d Departure time
- A To Maesteg, see table 126
- B To Swindon, see table 125
- D To London Paddington, see table 125
- E To Weymouth, see table 133
- J From Manchester Piccadilly, see table 050
- L To Westbury, see table 133
- M From Manchester Piccadilly to Paignton, see table 050
- P From Edinburgh to Plymouth, see table 050
- S From Dundee to Penzance, see table 050

## Nottingham, Derby, Birmingham, Great Malvern and Worcester to Cheltenham Spa, Gloucester, Bristol, Newport and Cardiff

**Saturdays** from 16 September

Operator Train ID Days of operation/Notes 1st Class/Reservations/Bus Catering facilities	GW 2T34	GW 1L92 D	XC 1V16	GW 2B98 B	XC 1V70 T	GW 2T55	GW 2G99	AW 2G75
	□	□□ ⚡	□◇		□◇ ⚡			
Nottingham (NOT)  8 d			1907					
Derby (DBY)  6 d			1938		2031			
Birmingham New Street (BHM)  12 d			2030		2112			
University (UNI) d			2037					
Great Malvern (GMV) d						2125		
Malvern Link (MVL) d						2128		
Worcester Foregate Street (WOF)  7 d						2139		
Worcester Shrub Hill (WOS)  7 d						2145	2225	
Worcestershire Parkway (WOP) d			2058					
Ashchurch for Tewkesbury (ASC) d						2201	2241	
Cheltenham Spa (CNM) a			2114		2150	2210	2250	
Cheltenham Spa (CNM) d		2105	2115	2132	2151	2212	2251	2258
Gloucester (GCR)  7 a		2114	2124	2142	2159	2221	2301	2307
Gloucester (GCR)  7 d	2107		2127		2205	2225		2309
Cam & Dursley (CDU) d	2120					2238		
Yate (YAE) d	2133					2251		
Bristol Parkway (BPW)  7 a	2141				2230	2300		
Filton Abbey Wood (FIT) a	2145					2304		
Bristol Temple Meads (BRI)  10 a	2155				2240	2313		
Lydney (LYD) d			2146					2328
Chepstow (CPW) d			2156					2338
Caldicot (CDT) d			2204					2346
Severn Tunnel Jn (STJ) d			2207					2349
Newport (South Wales) (NWP) a			2219					0008
Cardiff Central (CDF)  7 a			2242					0030

**NOTES** (see introductory pages for explanation of train operator codes and standard symbols)

- a Arrival time
- d Departure time
- B To Swindon, see table 125
- D To London Paddington, see table 125
- T From Edinburgh, see table 050

Nottingham, Derby, Birmingham, Great Malvern and Worcester to Cheltenham Spa, Gloucester, Bristol, Newport and Cardiff

Sundays from 17 September

Operator Train ID Days of operation/Notes 1st Class/Reservations/Bus Catering facilities	AW 2G49	GW 2T31	GW 2B44 A	XC 1V46 B P◇ A	GW 2T33	AW 2G51	GW 1L50 C P◇ A	XC 1V02 P◇ A	XC 1V48 D P◇ A	GW 2T35	GW 2B07 A P	XC 1V03 P◇ A	XC 1V50 D P◇ A	GW 2T37	AW 2G53	XC 1V52 E P◇ A	GW 2B08 A
Nottingham (NOT)  3 d													0955				
Derby (DBY)  6 d									0931				1020	1031			1131
Birmingham New Street (BHM)  12 d				0930				1012	1030				1112	1130			1212
University (UNI) d								1018					1118				
Great Malvern (GMV) d																	
Malvern Link (MVL) d																	
Worcester Foregate Street (WOF)  7 d																	
Worcester Shrub Hill (WOS)  7 d					0957									1154			
Worcestershire Parkway (WOP) d								1040				1140					
Ashchurch for Tewkesbury (ASC) d					1014											1211	
Cheltenham Spa (CNM) a				1008	1023			1058	1108			1159	1208	1220		1250	
Cheltenham Spa (CNM) d		0921	0928	1010	1023	1038	1054	1100	1110		1155	1200	1210	1222	1235	1252	1301
Gloucester (GCR)  7 a		0930	0938		1033	1047	1106	1109			1205	1209		1232	1245		1311
Gloucester (GCR)  7 d	0845	0932			1040	1048		1111				1211		1237	1246		
Cam & Dursley (CDU) d		0945			1054						1141			1252			
Yate (YAE) d		0959			1107						1154			1306			
Bristol Parkway (BPW)  7 a		1007		1038	1116				1141	1216			1240	1314		1320	
Filton Abbey Wood (FIT) a		1013			1119					1219				1318			
Bristol Temple Meads (BRI)  10 a		1024		1049	1128				1151	1228			1251	1326		1335	
Lydney (LYD) d	0904					1107										1305	
Chepstow (CPW) d	0914					1116										1314	
Caldicot (CDT) d	0922					1125										1323	
Severn Tunnel Jn (STJ) d	0925					1128										1326	
Newport (South Wales) (NWP) a	0944					1140		1153				1253				1338	
Cardiff Central (CDF)  7 a	1004					1155		1207				1306				1353	

Operator Train ID Days of operation/Notes 1st Class/Reservations/Bus Catering facilities	XC 1V04	GW 2T39	XC 1V54 F P◇ A	GW 2B09 A P	AW 2G55	XC 1V05	AW 2G55	GW 2T41	XC 1V55	GW 2T41	XC 1V56 G P◇ A	GW 1L66 C P◇ A	XC 1V06 P◇ A	XC 1V57 H P◇ A	GW 2T43	XC 1V58 J P◇ A	GW 2B11 A
Nottingham (NOT)  3 d	1116					1216								1316			
Derby (DBY)  6 d	1140		1231			1240					1331		1340			1431	
Birmingham New Street (BHM)  12 d	1230		1312			1330			1342		1412		1430	1440		1512	
University (UNI) d	1237					1337					1412		1437				
Great Malvern (GMV) d																	
Malvern Link (MVL) d																	
Worcester Foregate Street (WOF)  7 d								1347									
Worcester Shrub Hill (WOS)  7 d								1357									
Worcestershire Parkway (WOP) d	1258					1358							1458				
Ashchurch for Tewkesbury (ASC) d								1414									
Cheltenham Spa (CNM) a	1314		1350			1414		1423	1428		1450		1514	1521		1550	
Cheltenham Spa (CNM) d	1318		1352	1401	1409	1415		1423	1429		1452	1500	1515	1526		1552	1601
Gloucester (GCR)  7 a	1326			1410	1419	1424	←	1434		←	1512	1524				1611	
Gloucester (GCR)  7 d	1330	1341			1429	1425	1429	1441		1441			1530		1541		
Cam & Dursley (CDU) d		1354			→			→		1454					1554		
Yate (YAE) d		1407								1507					1607		
Bristol Parkway (BPW)  7 a		1416	1420						1457	1516	1522			1554	1616	1620	
Filton Abbey Wood (FIT) a		1419								1519					1619		
Bristol Temple Meads (BRI)  10 a		1428	1432						1507	1528	1536			1604	1628	1634	
Lydney (LYD) d							1448										
Chepstow (CPW) d							1458										
Caldicot (CDT) d							1506										
Severn Tunnel Jn (STJ) d							1509										
Newport (South Wales) (NWP) a	1412					1507	1521						1612				
Cardiff Central (CDF)  7 a	1425					1525	1536						1625				

NOTES (see introductory pages for explanation of train operator codes and standard symbols)

- a Arrival time
- d Departure time
- A To Swindon, see table 125
- B To Penzance, see table 135
- C To London Paddington, see table 125
- D From Leeds to Plymouth, see table 050
- E From York to Plymouth, see table 050
- F From Newcastle to Plymouth, see table 050
- G From Edinburgh to Plymouth, see table 050
- H From Manchester Piccadilly to Paignton, see table 050
- J From Edinburgh to Penzance, see table 050

Nottingham, Derby, Birmingham, Great Malvern and Worcester to Cheltenham Spa, Gloucester, Bristol, Newport and Cardiff

**Sundays from 17 September**

Operator Train ID Days of operation/Notes 1st Class/Reservations/Bus Catering facilities	AW 2G57	XC 1V07	AW 2G57	GW 2T45	XC 1V59 K	GW 2T45	XC 1V60 J	GW 1L78 C	XC 1V08	XC 1V61 K	GW 2T47	XC 1V62 L	GW 2B13 A	XC 1V09	GW 1098 M	XC 1V63 K	GW 1098 M
Nottingham (NOT)  3 d		1416							1512					1616			
Derby (DBY)  6 d		1440						1531	1537			1631		1640			
Birmingham New Street (BHM)  12 d		1530			1540		1612		1630	1640		1712		1730		1740	
University (UNI) d		1537							1637					1737			
Great Malvern (GMV) d																	
Malvern Link (MVL) d																	
Worcester Foregate Street (WOF)  7 d				1547											1737		
Worcester Shrub Hill (WOS)  7 d				1555											1758		
Worcestershire Parkway (WOP) d		1558							1658					1758			
Ashchurch for Tewkesbury (ASC) d				1613											1814		
Cheltenham Spa (CNM) a		1614		1622	1628		1650		1714	1721		1750		1814	1823	1828	
Cheltenham Spa (CNM) d	1610	1615		1623	1629		1652	1701	1715	1726		1752	1801	1815	1824	1830	
Gloucester (GCR)  7 a	1622	1624	←	1634			1714	1724					1811	1826	1834		←
Gloucester (GCR)  7 d	1629	1625	1629	1640		1640			1725			1741		1828	1841		1841
Cam & Dursley (CDU) d	→			→		1653						1754			→		1854
Yate (YAE) d						1707						1808					1907
Bristol Parkway (BPW)  7 a					1657	1715	1720			1754	1816	1821				1858	1916
Filton Abbey Wood (FIT) a						1719					1820						1919
Bristol Temple Meads (BRI)  10 a					1707	1727	1736			1806	1828	1835				1908	1928
Lydney (LYD) d			1648														
Chepstow (CPW) d			1658														
Caldicot (CDT) d			1706														
Severn Tunnel Jn (STJ) d			1709														
Newport (South Wales) (NWP) a		1708	1721						1807					1910			
Cardiff Central (CDF)  7 a		1721	1735						1821					1925			













Operator Train ID Days of operation/Notes 1st Class/Reservations/Bus Catering facilities	AW 2G59	XC 1V64 G	GW 2B14 A	XC 1V10	XC 1V65 K	GW 2T51	XC 1V66 N	GW 2B15 A	AW 2G61	XC 1V11	AW 2G61	GW 2T53	XC 1V68 G	GW 2B16 A	GW 2T55	XC 1V70 P	GW 2B90 A
Nottingham (NOT)  3 d				1716						1816							
Derby (DBY)  6 d		1731		1742			1831			1840			1931			2031	
Birmingham New Street (BHM)  12 d		1812		1830	1840		1912			1930			2012			2112	
University (UNI) d				1837						1937							
Great Malvern (GMV) d																	
Malvern Link (MVL) d																	
Worcester Foregate Street (WOF)  7 d												1941					
Worcester Shrub Hill (WOS)  7 d												1952					
Worcestershire Parkway (WOP) d				1858						1958							
Ashchurch for Tewkesbury (ASC) d												2014					
Cheltenham Spa (CNM) a		1850		1914	1921		1950			2014		2014	2050			2150	
Cheltenham Spa (CNM) d	1835	1852	1900	1915	1926		1952	2000	2010	2015		2025	2052	2100		2152	2200
Gloucester (GCR)  7 a	1847		1911	1923				2009	2022	2024	→	2034		2111		2200	2210
Gloucester (GCR)  7 d	1848			1925		1941			2033	2025	2033	2039			2141	2205	
Cam & Dursley (CDU) d						1954			→			2052			2154		
Yate (YAE) d						2007						2106			2208		
Bristol Parkway (BPW)  7 a		1922			1954	2016	2020					2114	2120		2216	2230	
Filton Abbey Wood (FIT) a						2019						2118			2220		
Bristol Temple Meads (BRI)  10 a		1936			2005	2028	2035					2126	2135		2228	2240	
Lydney (LYD) d	1907											2052					
Chepstow (CPW) d	1916											2102					
Caldicot (CDT) d	1925											2111					
Severn Tunnel Jn (STJ) d	1928											2117					
Newport (South Wales) (NWP) a	1941			2007						2107	2133						
Cardiff Central (CDF)  7 a	1955			2020						2120	2148						

NOTES (see introductory pages for explanation of train operator codes and standard symbols)

- a Arrival time
- d Departure time
- A To Swindon, see table 125
- C To London Paddington, see table 125
- G From Edinburgh to Plymouth, see table 050
- J From Edinburgh to Penzance, see table 050
- K From Manchester Piccadilly, see table 050
- L From Glasgow Central to Plymouth, see table 050
- M To Portsmouth Harbour, see table 133
- N From Dundee to Plymouth, see table 050
- P From Edinburgh, see table 050

## Nottingham, Derby, Birmingham, Great Malvern and Worcester to Cheltenham Spa, Gloucester, Bristol, Newport and Cardiff

**Sundays** from 17 September

Operator Train ID Days of operation/Notes 1st Class/Reservations/Bus Catering facilities	AW 2G63	GW 2T57	XC 1V72 P P P	GW 2T57
Nottingham (NOT)  3 d				
Derby (DBY)  d			2131	
Birmingham New Street (BHM)  d			2212	
University (UNI) d				
Great Malvern (GMV) d				
Malvern Link (MVL) d				
Worcester Foregate Street (WOF)  d		2157		
Worcester Shrub Hill (WOS)  d		2219		
Worcestershire Parkway (WOP) d				
Ashchurch for Tewkesbury (ASC) d		2235		
Cheltenham Spa (CNM) a		2244	2250	
Cheltenham Spa (CNM) d		2245	2252	
Gloucester (GCR)  a		2255		
Gloucester (GCR)  d	2240	2305		2305
Cam & Dursley (CDU) d				2318
Yate (YAE) d				2331
Bristol Parkway (BPW)  a			2320	2339
Filton Abbey Wood (FIT) a				2342
Bristol Temple Meads (BRI)  a			2330	2351
Lydney (LYD) d	2259			
Chepstow (CPW) d	2308			
Caldicot (CDT) d	2317			
Severn Tunnel Jn (STJ) d	2320			
Newport (South Wales) (NWP) a	2332			
Cardiff Central (CDF)  a	2345			

**NOTES** (see introductory pages for explanation of train operator codes and standard symbols)

- a Arrival time
- d Departure time
- P From Edinburgh, see table 050