

London and Reading to Swindon, Cheltenham Spa, Bristol, Weston-S.M, Cardiff, Swansea and West Wales

**Mondays to Fridays**

Operator	Train ID	GW 1B38	GW 1C38	GW 1C36	GW 2G93	GW 1B01	GW 2020	GW 1C00	GW 1G01	GW 1C55	GW 1C02	GW 1G03	GW 1B03	GW 2M81	GW 1C03	GW 1B04	GW 1C04	GW 1G05	GW 1B05
Days of operation/Notes		MX	MX	MO	MX		A	B	C	D	E			F					
1st Class/Reservations/Bus/Ferry		11	11	11		11		11	11	11	11	11	11		11	11	11	11	11
Catering facilities		☞	☞	☞		☞		☞	☞	☞	☞	☞	☞		☞	☞	☞	☞	☞
London Paddington (PAD)	15 d							0523		0600	0628	0631	0648		0700	0712	0728	0731	0748
Reading (RDG)	7 d		0003	0014				0549		0627	0653	0656	0713		0725	0739	0753	0756	0813
Didcot Parkway (DID)	d		0019	0029s				0603		0640		0710			0739	0754		0809	
Swindon (SWI)	a		0034	0047s				0618		0655	0719	0725	0737		0753	0811	0817	0825	0838
Swindon (SWI)	d	0001	0036				0611	0621	0633	0659	0722	0730	0741	0754	0756	0812	0819	0828	0841
Kemble (KEM)	d								0645			0742			0807			0841	
Stroud (STD)	d				0010			0701				0758			0822			0858	
Stonehouse (SHU)	d				0015			0706				0803			0827			0903	
Gloucester (GCR)	7 a				0029			0718				0818			0845			0914	
Cheltenham Spa (CNM)	a				0043			0733				0832			0903			0930	
Chippenham (CPM)	d		0048	0059s			0627	0633		0711	0734				0809c		0832		
Melksham (MKM)	a						0636												
Trowbridge (TRO)	a						0645												
Westbury (WSB)	a						0653												
Bath Spa (BTH)	7 d		0101	0111s				0647e		0724c	0747c				0823e		0845		
Bristol Parkway (BPW)	7 d	0024				0602		0728g					0804			0835			0905c
Bristol Temple Meads (BRI)	10 a		0113	0125				0658j		0736	0803				0836		0857		
Nailsea & Backwell (NLS)	a										0825								
Yatton (YAT)	a										0830								
Worle (WOR)	a										0836								
Weston Milton (WNM)	a																		
Weston-super-Mare (WSM)	a										0843								
Highbridge & Burnham (HIG)	a																		
Bridgwater (BWT)	a								0804										
Taunton (TAU)	a								0815										
Newport (South Wales) (NWP)	a	0049				0625		0749					0824			0853			0923
Cardiff Central (CDF)	7 a	0107				0639		0803					0839			0908			0938
Bridgend (BGN)	a	0130				0703		0826					0901						1001
Port Talbot Parkway (PTA)	a	0151				0716		0838					0913						1013
Neath (NTH)	a	0158				0724		0845					0920						1020
Swansea (SWA)	a	0211				0740		0858					0933						1034
Llanelli (LLE)	7 a					0813							1002						
Pembrey & Burry Port (PBY)	a					0822							1008						
Carmarthen (CMN)	a					0848							1038						









For the complete service between London, Reading and Didcot Parkway see table 121  
 For the complete service between Gloucester and Cheltenham Spa see table 132  
 For the complete service between Bath and Bristol see table 133  
 For the complete service between Bristol, Weston-super-Mare and Taunton see table 134  
 For the complete service between Newport and Cardiff see table 128  
 For the complete service between Cardiff, Swansea and West Wales see table 126

**NOTES** (see introductory pages for explanation of train operator codes and standard symbols)

- a Arrival time
- d Departure time
- s Stops to set down only
- c Arrives 3 minutes earlier
- e Arrives 4 minutes earlier
- g Arrives 11 minutes earlier
- j Calls at Bristol Temple Meads before Parkway
  
- A To Southampton Central, see table 133
- B Also calls at Filton Abbey Wood 0714
- C To Worcester Shrub Hill, see table 132
- D To Penzance, see table 135
- E Also calls at Keynsham 0755
- F From Salisbury to Worcester Foregate Street, see table 133
  
- MO Mondays only
- MX Not Mondays

London and Reading to Swindon, Cheltenham Spa, Bristol, Weston-S.M, Cardiff, Swansea and West Wales

**Mondays to Fridays**

Operator Train ID 1st Class/Reservations/Bus/Ferry Catering facilities	GW 2M22	GW 1C05	GW 1B06	GW 1C06	GW 1G07	GW 1B07	GW 1C07	GW 1B08	GW 1C08	GW 1G09	GW 1B09	GW 1C09	GW 2M24	GW 1B10	GW 1C10	GW 1G11	GW 1B11	GW 1C11
London Paddington (PAD)  d		0757	0818	0828	0831	0848	0900	0918	0929	0930	0948	1000		1018	1028	1031	1048	1100
Reading (RDG)  d		0825	0843	0853	0856	0913	0925	0943	0954	0957	1013	1025		1043	1053	1056	1113	1125
Didcot Parkway (DID) d		0839			0910		0939			1010		1038				1110		1138
Swindon (SWI) a		0853	0907	0918	0925	0938	0953	1009	1018	1026	1039	1053		1107	1117	1125	1137	1153
Swindon (SWI) d	0845	0856	0910	0920	0929	0941	0958	1011	1021	1030	1041	1056	1105	1111	1120	1128	1140	1155
Kemble (KEM) d					0942					1043						1141		
Stroud (STD) d					0958					1059						1156		
Stonehouse (SHU) d					1003					1103						1201		
Gloucester (GCR)  a					1015					1115						1214		
Cheltenham Spa (CNM) a					1031					1132						1231		
Chippenham (CPM) d	0900	0908		0932			1009		1033			1108	1121		1131			1207
Melksham (MKM) a	0909												1130					
Trowbridge (TRO) a	0919												1140					
Westbury (WSB) a	0926												1147					
Bath Spa (BTH)  d		0923h		0945c			1023c		1046c			1122e			1144			1220
Bristol Parkway (BPW)  d			0934c			1005		1035c			1105			1134			1204c	
Bristol Temple Meads (BRI)  a		0935		0957			1035		1058			1135			1156			1235
Nailsea & Backwell (NLS) a				1019											1229			
Yatton (YAT) a				1024											1234			
Worle (WOR) a				1030											1240			
Weston Milton (WNM) a																		
Weston-super-Mare (WSM) a				1038											1248			
Highbridge & Burnham (HIG) a																		
Bridgwater (BWT) a																		
Taunton (TAU) a																		
Newport (South Wales) (NWP) a			0955			1023		1053				1123			1156			1225
Cardiff Central (CDF)  a			1010			1037		1110				1137			1213			1239
Bridgend (BGN) a						1059						1159						1301
Port Talbot Parkway (PTA) a						1111						1211						1313
Neath (NTH) a						1119						1219						1320
Swansea (SWA) a						1131						1231						1333
Llanelli (LLE)  a												1255						
Pembrey & Burry Port (PBY) a												1302						
Carmarthen (CMN) a												1325						

NOTES (see introductory pages for explanation of train operator codes and standard symbols)

- a Arrival time
- d Departure time
- c Arrives 3 minutes earlier
- e Arrives 4 minutes earlier
- h Arrives 5 minutes earlier

London and Reading to Swindon, Cheltenham Spa, Bristol, Weston-S.M, Cardiff, Swansea and West Wales

**Mondays to Fridays**

Operator	Train ID	1st Class/Reservations/Bus/Ferry	Catering facilities	GW 1B12	GW 1C12	GW 1G13	GW 1B13	GW 1C13	GW 1B14	GW 2M26	GW 1C14	GW 1G15	GW 1B15	GW 1C15	GW 1B16	GW 1C16	GW 1G17	GW 1B17	GW 1C17	GW 1B18	GW 2M28	
London Paddington (PAD)	15 d			1118	1128	1131	1148	1200	1218		1228	1231	1248	1300	1318	1328	1331	1348	1400	1418		
Reading (RDG)	7 d			1143	1153	1156	1213	1225	1243		1253	1256	1313	1325	1343	1353	1356	1413	1425	1443		
Didcot Parkway (DID)	d					1210		1238				1310		1339		1409		1438				
Swindon (SWI)	a			1207	1217	1225	1239	1259	1308		1321	1326	1337	1354	1408	1418	1426	1438	1456	1507		
Swindon (SWI)	d			1210	1220	1229	1241	1302	1310	1315	1325	1328	1340	1356	1411	1420	1428	1440	1458	1510	1514	
Kemble (KEM)	d					1242						1341				1441						
Stroud (STD)	d					1257						1357				1457						
Stonehouse (SHU)	d					1302						1402				1502						
Gloucester (GCR)	7 a					1314						1414				1513						
Cheltenham Spa (CNM)	a					1331						1428				1530						
Chippenham (CPM)	d				1232			1313		1330	1338			1409		1432			1512		1530	
Melksham (MKM)	a									1339												1539
Trowbridge (TRO)	a									1349												1549
Westbury (WSB)	a									1357												1559
Bath Spa (BTH)	7 d				1246			1326			1351			1423c		1446			1525c			
Bristol Parkway (BPW)	7 d	1235e				1304		1334c					1405		1435c			1504		1533		
Bristol Temple Meads (BRI)	10 a				1258			1338			1403			1435		1506			1537			
Nailsea & Backwell (NLS)	a										1421											
Yatton (YAT)	a										1426											
Worle (WOR)	a										1432											
Weston Milton (WNM)	a																					
Weston-super-Mare (WSM)	a										1440											
Highbridge & Burnham (HIG)	a																					
Bridgwater (BWT)	a																					
Taunton (TAU)	a																					
Newport (South Wales) (NWP)	a	1302				1322		1352					1423		1500			1522		1552		
Cardiff Central (CDF)	7 a	1317				1336		1407					1437		1516			1536		1607		
Bridgend (BGN)	a					1358							1459					1558				
Port Talbot Parkway (PTA)	a					1410							1511					1610				
Neath (NTH)	a					1417							1519					1617				
Swansea (SWA)	a					1430							1531					1630				
Llanelli (LLE)	7 a					1458												1653				
Pembrey & Burry Port (PBY)	a					1505												1700				
Carmarthen (CMN)	a					1527												1722				

NOTES (see introductory pages for explanation of train operator codes and standard symbols)

- a Arrival time
- d Departure time
- c Arrives 3 minutes earlier
- e Arrives 4 minutes earlier

London and Reading to Swindon, Cheltenham Spa, Bristol, Weston-S.M, Cardiff, Swansea and West Wales

**Mondays to Fridays**

Operator	Train ID	1st Class/Reservations/Bus/Ferry Catering facilities	GW 1C18	GW 1G19	GW 1B19	GW 1C19	GW 1B20	GW 1C20	GW 1G21	GW 1B21	GW 1C21	GW 1B22	GW 1C22	GW 1G23	GW 2M30	GW 1B24	GW 1C24	GW 1B25	GW 1C25	GW 1G25
			12	12	12	12	12	12	12	12	12	12	12	12		12	12	12	12	12
London Paddington (PAD)	13 d		1428	1431	1448	1500	1518	1528	1531	1548	1600	1618	1628	1631		1648	1700	1718	1728	1731
Reading (RDG)	7 d		1453	1456	1513	1525	1543	1553	1556	1613	1625	1643u	1653	1656		1713	1727	1743	1753	1756
Didcot Parkway (DID)	d			1510		1538			1610		1638	1658	1707	1713			1741	1756	1807	1812
Swindon (SWI)	a		1523	1526	1537	1553	1608	1618	1626	1638	1653	1713	1722	1730		1737	1756	1812	1821	1828
Swindon (SWI)	d		1525	1528	1540	1555	1610	1620	1628	1640	1657	1715	1724	1731	1736	1742	1758	1813	1824	1830
Kemble (KEM)	d			1541					1641				1743							1843
Stroud (STD)	d			1557					1656				1758							1859
Stonehouse (SHU)	d			1602					1701				1803							1905
Gloucester (GCR)	7 a			1614					1715				1817							1921
Cheltenham Spa (CNM)	a			1632					1730				1831							1937
Chippenham (CPM)	d		1537			1607		1633			1709		1736		1752		1810		1836	
Melksham (MKM)	a														1802					
Trowbridge (TRO)	a														1812					
Westbury (WSB)	a														1820					
Bath Spa (BTH)	7 d		1550c			1622e		1647			1722c		1749c				1823		1850c	
Bristol Parkway (BPW)	7 d				1604c		1633			1704		1740				1805		1838e		
Bristol Temple Meads (BRI)	10 a		1608			1635		1659			1734		1800				1835		1902	
Nailsea & Backwell (NLS)	a		1622					1724					1824						1919	
Yatton (YAT)	a		1627					1729					1829						1924	
Worle (WOR)	a		1633					1735					1835						1930	
Weston Milton (WNM)	a																		1935	
Weston-super-Mare (WSM)	a		1641					1742					1842						1939	
Highbridge & Burnham (HIG)	a												1853						1957	
Bridgwater (BWT)	a												1900						2004	
Taunton (TAU)	a												1912						2016	
Newport (South Wales) (NWP)	a				1623		1655			1722		1759				1823		1859		
Cardiff Central (CDF)	7 a				1637		1709			1737		1813				1837		1914		
Bridgend (BGN)	a				1658					1801		1849				1859		1946		
Port Talbot Parkway (PTA)	a				1710					1813		1901				1912		1959		
Neath (NTH)	a				1718					1820		1908				1919		2006		
Swansea (SWA)	a				1730					1833		1921				1932		2019		
Llanelli (LLE)	7 a									1917										
Pembrey & Burry Port (PBY)	a									1926										
Carmarthen (CMN)	a									1949										

NOTES (see introductory pages for explanation of train operator codes and standard symbols)

- a Arrival time
- d Departure time
- u Stops to pick up only
- c Arrives 3 minutes earlier
- e Arrives 4 minutes earlier

London and Reading to Swindon, Cheltenham Spa, Bristol, Weston-S.M, Cardiff, Swansea and West Wales

**Mondays to Fridays**

Operator	Train ID	Days of operation/Notes	1st Class/Reservations/Bus/Ferry	Catering facilities	GW 1B27	GW 2009	GW 1C27	GW 1B28	GW 1C28	GW 1G27	GW 1B30	GW 1C30	GW 1B31	GW 2M34	GW 1C31	GW 1G29	GW 1B32	GW 2G91	GW 1C32	GW 1C33	GW 1G31	GW 1B34
					G	H										J						FO
					✕		☞	☞	☞	☞	☞	☞	☞		☞	☞	☞		☞	☞	☞	☞
London Paddington (PAD)	15 d				1748		1801	1818	1830	1834	1848	1902	1918		1928	1933	1948		2000	2028	2032	2048
Reading (RDG)	7 d				1813		1826	1843	1855u	1859	1913	1927	1943		1953	1958	2013		2025	2053	2058	2113
Didcot Parkway (DID)	d						1840	1858		1912		1941				2012			2038	2107	2113	
Swindon (SWI)	a				1837		1855	1913	1919	1928	1937	1955	2008		2019	2027	2037		2053	2121	2128	2137
Swindon (SWI)	d				1840	1844	1857	1915	1922	1930	1940	1958	2010	2013	2022	2030	2040	2054	2055	2125	2131	2140
Kemble (KEM)	d									1943						2042		2107			2144	
Stroud (STD)	d									1958						2058		2122			2159	
Stonehouse (SHU)	d									2003						2103		2127			2204	
Gloucester (GCR)	7 a									2015						2115		2142			2217	
Cheltenham Spa (CNM)	a									2032						2132		2205			2234	
Chippenham (CPM)	d					1859	1909		1935c			2010		2029	2035				2107	2139c		
Melksham (MKM)	a					1908								2038								
Trowbridge (TRO)	a					1918								2048								
Westbury (WSB)	a					1925								2058								
Bath Spa (BTH)	7 d						1922		1949c			2023c			2049c				2120	2154h		
Bristol Parkway (BPW)	7 d				1904c		1940				2004c		2038f				2103		2134	2213		2203
Bristol Temple Meads (BRI)	10 a						1935		2004			2037			2103				2134	2213		
Nailsea & Backwell (NLS)	a								2021						2123						2229	
Yatton (YAT)	a								2026						2128						2235	
Worle (WOR)	a								2032						2134						2241	
Weston Milton (WNM)	a								2037						2139							
Weston-super-Mare (WSM)	a								2042						2144						2249	
Highbridge & Burnham (HIG)	a																					
Bridgwater (BWT)	a																					
Taunton (TAU)	a																					
Newport (South Wales) (NWP)	a				1922		1958				2025		2057				2122					2223
Cardiff Central (CDF)	7 a				1938		2012				2039		2115				2140					2241
Bridgend (BGN)	a				2000		2047				2101		2145				2201					2311
Port Talbot Parkway (PTA)	a				2012		2059				2113		2157				2213					2323
Neath (NTH)	a				2019		2106				2120		2204				2221					2330
Swansea (SWA)	a				2032		2119				2134		2217				2233					2343
Llanelli (LLE)	7 a				2119																	
Pembrey & Burry Port (PBY)	a				2125																	
Carmarthen (CMN)	a				2152																	

**NOTES (see introductory pages for explanation of train operator codes and standard symbols)**

- a Arrival time
- d Departure time
- u Stops to pick up only
- c Arrives 3 minutes earlier
- f Arrives 6 minutes earlier
- h Arrives 5 minutes earlier

- G Also calls at Kidwelly 2132 and Ferryside 2139
- H To Salisbury, see table 133
- J To Worcester Shrub Hill, see table 132

- FO Fridays only
- █ Pullman restaurant car service is available when boarding at highlighted times

London and Reading to Swindon, Cheltenham Spa, Bristol, Weston-S.M, Cardiff, Swansea and West Wales

**Mondays to Fridays**

Operator	Train ID	Days of operation/Notes	1st Class/Reservations/Bus/Ferry	Catering facilities	GW 1B34	GW 1C34	GW 1G33	GW 2M36	GW 1B36	GW 1B36	GW 1C36	GW 1C37	GW 2G93	GW 1B38	GW 1B38	GW 1C38
					<b>FX</b>				<b>FO</b>	<b>FX</b>				<b>FO</b>	<b>FX</b>	
					013	013	013		013	013	013	013		013	013	013
					卐	卐	卐		卐	卐	卐	卐		卐	卐	卐
London Paddington (PAD)	15 d				2048	2102	2131		2148	2148	2203	2228		2249	2249	2332
Reading (RDG)	7 d				2113	2127	2156		2213	2213	2228	2255		2327	2327	0003
Didcot Parkway (DID)	d					2140	2209				2242	2311		2342	2342	0019
Swindon (SWI)	a				2137	2155	2225		2237	2237	2256	2325		2358	2358	0034
Swindon (SWI)	d				2140	2157	2227	2230	2240	2240	2259	2328	2342	0001	0001	0036
Kemble (KEM)	d						2240						2355			
Stroud (STD)	d						2256						0010			
Stonehouse (SHU)	d						2301						0015			
Gloucester (GCR)	7 a						2315						0029			
Cheltenham Spa (CNM)	a						2331						0043			
Chippenham (CPM)	d					2209		2245			2311	2340				0048
Melksham (MKM)	a						2254									
Trowbridge (TRO)	a						2304									
Westbury (WSB)	a						2311									
Bath Spa (BTH)	7 d					2224e					2324	2353c				0101
Bristol Parkway (BPW)	7 d				2203				2304	2304				0024	0024	
Bristol Temple Meads (BRI)	10 a					2239					2336	0007				0113
Nailsea & Backwell (NLS)	a															
Yatton (YAT)	a															
Worle (WOR)	a															
Weston Milton (WNM)	a															
Weston-super-Mare (WSM)	a															
Highbridge & Burnham (HIG)	a															
Bridgwater (BWT)	a															
Taunton (TAU)	a															
Newport (South Wales) (NWP)	a				2232				2322	2329				0043	0049	
Cardiff Central (CDF)	7 a				2250				2337	2347				0056	0107	
Bridgend (BGN)	a				2311				0012	0012				0119	0130	
Port Talbot Parkway (PTA)	a				2323				0024	0024				0140	0151	
Neath (NTH)	a				2330				0031	0031				0147	0158	
Swansea (SWA)	a				2343				0044	0044				0200	0211	
Llanelli (LLE)	7 a															
Pembrey & Burry Port (PBY)	a															
Carmarthen (CMN)	a															

NOTES (see introductory pages for explanation of train operator codes and standard symbols)

- a Arrival time
- d Departure time
- c Arrives 3 minutes earlier
- e Arrives 4 minutes earlier

- FO Fridays only
- FX Not Fridays

London and Reading to Swindon, Cheltenham Spa, Bristol, Weston-S.M, Cardiff, Swansea and West Wales

Saturdays

Operator Train ID Days of operation/Notes 1st Class/Reservations/Bus/Ferry Catering facilities	GW 2G93	GW 1B38	GW 1C38	GW 1C02	GW 2G03	GW 1B01 A	GW 1B03	GW 1C03	GW 1C04	GW 1G05	GW 1B05	GW 2M22 B	GW 2O88 C	GW 1C05	GW 1U06	GW 1C06	GW 2M24 D	GW 1G07
London Paddington (PAD)  d				0630			0648	0700	0730	0732	0748			0800	0813	0830		0832
Reading (RDG)  d			0003	0655			0713	0725	0755	0758	0814			0825	0840	0855		0858
Didcot Parkway (DID)	d		0019	0709				0739		0811				0839	0855			0911
Swindon (SWI)	a		0034	0724			0739	0754	0820	0828	0839			0857	0913	0921		0928
Swindon (SWI)	d	0001	0036	0726	0729		0741	0756	0821	0829	0841	0845	0845	0859	0914	0923	0927	0930
Kemble (KEM)	d				0741					0842								0942
Stroud (STD)	d	0010			0756					0857								0957
Stonehouse (SHU)	d	0015			0801					0902								1002
Gloucester (GCR)  a	0029				0814					0915								1014
Cheltenham Spa (CNM)	a	0043			0831					0929								1029
Chippenham (CPM)	d		0048	0738				0808	0833			0900	0900	0911		0936	0943	
Melksham (MKM)	a											0909	0909				0952	
Trowbridge (TRO)	a											0919	0919				1002	
Westbury (WSB)	a											0926	0926				1009	
Bath Spa (BTH)  d			0101	0751				0823e	0846					0924		0950c		
Bristol Parkway (BPW)  d		0024				0725	0804				0905				0937a			
Bristol Temple Meads (BRI)  a			0113	0803				0835	0858					0936		1002		
Nailsea & Backwell (NLS)	a																	
Yatton (YAT)	a								0916							1021		
Worle (WOR)	a																	
Weston Milton (WNM)	a																	
Weston-super-Mare (WSM)	a								0929							1032		
Highbridge & Burnham (HIG)	a															1045		
Bridgwater (BWT)	a															1053		
Taunton (TAU)	a															1105		
Newport (South Wales) (NWP)	a	0043				0745	0825				0924							
Cardiff Central (CDF)  a		0056				0759	0838				0939							
Bridgend (BGN)	a	0119				0822	0901				1001							
Port Talbot Parkway (PTA)	a	0140				0835	0914				1013							
Neath (NTH)	a	0147				0843	0922				1021							
Swansea (SWA)	a	0200				0855	0934				1033							
Llanelli (LLE)  a							0959											
Pembrey & Burry Port (PBY)	a						1006											
Carmarthen (CMN)	a						1028											
Whitland (WTL)	a																	
Tenby (TEN)	a																	
Pembroke Dock (PMD)	a																	

NOTES (see introductory pages for explanation of train operator codes and standard symbols)

- a Arrival time
- d Departure time
- c Arrives 3 minutes earlier
- e Arrives 4 minutes earlier

- A Also calls at Filton Abbey Wood 0711
- B Runs from 16 September
- C Runs until 9 September. To Weymouth, see table 133
- D Runs until 9 September. To Frome, see table 133

London and Reading to Swindon, Cheltenham Spa, Bristol, Weston-S.M, Cardiff, Swansea and West Wales

Saturdays

Operator	Train ID	Days of operation/Notes	1st Class/Reservations/Bus/Ferry	Catering facilities	GW 1B07	GW 1B07	GW 1C07	GW 1C08	GW 1G09	GW 1B09	GW 1C09	GW 2M25	GW 1C10	GW 1G11	GW 1B11	GW 1C11	GW 1C12	GW 1G13	GW 1B13	GW 1C13	GW 2M26	GW 1B14
London Paddington (PAD)	15	d			0848	0848	0900	0930	0932	0948	1000		1030	1032	1048	1100	1130	1132	1148	1200		1213
Reading (RDG)	7	d			0913	0913	0925	0955	0958	1013	1025		1055	1058	1113	1125	1155	1158	1213	1225		1240
Didcot Parkway (DID)		d					0939		1011		1039			1111		1139		1211		1239		1256
Swindon (SWI)		a			0940	0940	0954	1020	1028	1038	1054		1120	1128	1138	1154	1220	1228	1238	1255		1318
Swindon (SWI)		d			0942	0942	0956	1022	1029	1040	1056	1104	1122	1129	1140	1156	1222	1229	1240	1258	1310	1319
Kemble (KEM)		d						1042						1142				1242				
Stroud (STD)		d						1057						1157				1257				
Stonehouse (SHU)		d						1102						1202				1302				
Gloucester (GCR)	7	a						1114						1214				1314				
Cheltenham Spa (CNM)		a						1130						1228				1329				
Chippenham (CPM)		d					1008	1034			1108	1119	1134			1208	1234			1310	1325	
Melksham (MKM)		a										1128										1334
Trowbridge (TRO)		a										1138										1345
Westbury (WSB)		a										1148										1353
Bath Spa (BTH)	7	d					1023e	1048c			1123e		1148c			1223e	1248			1324c		
Bristol Parkway (BPW)	7	d			1005	1005				1104					1204				1304			1343
Bristol Temple Meads (BRI)	10	a					1035	1100			1135		1200			1235	1300			1336		
Nailsea & Backwell (NLS)		a																				
Yatton (YAT)		a																				
Worle (WOR)		a																				
Weston Milton (WNM)		a																				
Weston-super-Mare (WSM)		a										1230				1330						
Highbridge & Burnham (HIG)		a																				
Bridgwater (BWT)		a																				
Taunton (TAU)		a																				
Newport (South Wales) (NWP)		a								1124					1224				1323			1403
Cardiff Central (CDF)	7	a								1137					1237				1338			1417
Bridgend (BGN)		a								1158					1258				1400			
Port Talbot Parkway (PTA)		a								1210					1310				1412			
Neath (NTH)		a								1218					1318				1419			
Swansea (SWA)		a								1230					1330				1432			
Llanelli (LLE)	7	a													1355							
Pembrey & Burry Port (PBY)		a													1402							
Carmarthen (CMN)		a													1431							
Whitland (WTL)		a																				
Tenby (TEN)		a																				
Pembroke Dock (PMD)		a																				

NOTES (see introductory pages for explanation of train operator codes and standard symbols)

- a Arrival time
- d Departure time
- c Arrives 3 minutes earlier
- e Arrives 4 minutes earlier

B Runs from 16 September

E Runs until 9 September. Also calls at Saundersfoot 1306, Manorbier 1338 and Pembroke 1351



London and Reading to Swindon, Cheltenham Spa, Bristol, Weston-S.M, Cardiff, Swansea and West Wales

Saturdays

Operator Train ID 1st Class/Reservations/Bus/Ferry Catering facilities	GW 1C14	GW 1G15	GW 1B15	GW 1C15	GW 1C16	GW 1G17	GW 1B17	GW 1C17	GW 2M27	GW 1C18	GW 1G19	GW 1B19	GW 1C19	GW 1U20	GW 1C20	GW 2G21	GW 1B21	GW 1C21
	1230	1232	1248	1300	1330	1332	1348	1400		1430	1432	1448	1500	1513	1530		1548	1600
London Paddington (PAD)  d	1230	1232	1248	1300	1330	1332	1348	1400		1430	1432	1448	1500	1513	1530		1548	1600
Reading (RDG)  d	1255	1258	1313	1325	1355	1358	1413	1425		1455	1458	1513	1525	1540	1555		1613	1625
Didcot Parkway (DID) d		1311		1339		1411		1439			1511		1539	1555	1608			1639
Swindon (SWI) a	1323	1328	1338	1354	1420	1428	1438	1454		1520	1528	1538	1554	1613	1624		1638	1656
Swindon (SWI) d	1325	1329	1340	1356	1422	1429	1440	1458	1510	1524	1529	1540	1557	1614	1626	1629	1640	1658
Kemble (KEM) d		1342				1442					1542					1642		
Stroud (STD) d		1357				1457					1557					1657		
Stonehouse (SHU) d		1402				1502					1602					1702		
Gloucester (GCR)  a		1414				1514					1614					1714		
Cheltenham Spa (CNM) a		1429				1529					1629					1728		
Chippenham (CPM) d	1337			1408	1434			1510	1529e	1536				1609		1638		1710
Melksham (MKM) a									1538									
Trowbridge (TRO) a									1547									
Westbury (WSB) a									1555									
Bath Spa (BTH)  d	1351c			1423e	1448c			1523		1552f			1623c		1653e			1723
Bristol Parkway (BPW)  d			1404				1504					1604		1637a			1704	
Bristol Temple Meads (BRI)  a	1403			1435	1500			1535		1605			1635		1705			1735
Nailsea & Backwell (NLS) a					1515											1723		
Yatton (YAT) a	1420				1520											1729		
Worle (WOR) a																1735		
Weston Milton (WNM) a																		
Weston-super-Mare (WSM) a	1432				1532					1631						1742		
Highbridge & Burnham (HIG) a																		
Bridgwater (BWT) a																		
Taunton (TAU) a																		
Newport (South Wales) (NWP) a			1423				1526					1624						1723
Cardiff Central (CDF)  a			1437				1541					1637						1738
Bridgend (BGN) a			1500				1606					1700						1758
Port Talbot Parkway (PTA) a			1512				1618					1712						1810
Neath (NTH) a			1520				1626					1719						1818
Swansea (SWA) a			1532				1639					1734						1830
Llanelli (LLE)  a			1555									1757						
Pembrey & Burry Port (PBY) a			1602									1803						
Carmarthen (CMN) a			1624									1826						
Whitland (WTL) a																		
Tenby (TEN) a																		
Pembroke Dock (PMD) a																		

NOTES (see introductory pages for explanation of train operator codes and standard symbols)

- a Arrival time
- d Departure time
- c Arrives 3 minutes earlier
- e Arrives 4 minutes earlier
- f Arrives 5 minutes earlier

London and Reading to Swindon, Cheltenham Spa, Bristol, Weston-S.M, Cardiff, Swansea and West Wales

Saturdays









Operator	Train ID	GW 1B23	GW 1C22	GW 1G23	GW 1B24	GW 2M30	GW 1C24	GW 1B26	GW 1C25	GW 1G25	GW 1B27	GW 1C27	GW 1B29	GW 1C28	GW 1G27	GW 1B30	GW 2M40	GW 1C30	GW 1B31
1st Class/Reservations/Bus/Ferry Catering facilities		⌘	⌘	⌘	⌘		⌘	⌘	⌘	⌘	⌘	⌘	⌘	⌘	⌘	⌘		⌘	⌘
London Paddington (PAD)	Ⓜ d	1618	1630	1632	1648		1700	1718	1730	1732	1748	1800	1818	1830	1832	1848		1900	1918
Reading (RDG)	Ⓜ d	1643	1655	1658	1713		1725	1743	1755	1758u	1813	1825	1843	1855	1858u	1913		1925	1943
Didcot Parkway (DID)	d	1657		1711			1739	1757		1811	1839	1857		1911				1939	1957
Swindon (SWI)	a	1712	1720	1728	1738		1754	1812	1820	1828	1838	1854	1912	1920	1928	1938		1954	2012
Swindon (SWI)	d	1715	1722	1730	1740	1744	1756	1814	1822	1829	1840	1857	1915	1922	1929	1940	1944	1956	2015
Kemble (KEM)	d			1742						1842				1942					
Stroud (STD)	d			1758						1857				1958					
Stonehouse (SHU)	d			1803						1902				2003					
Gloucester (GCR)	Ⓜ a			1815						1915				2014					
Cheltenham Spa (CNM)	a			1829						1931				2029					
Chippenham (CPM)	d		1734			1759	1808		1835c			1909		1934			1959	2008	
Melksham (MKM)	a					1808											2008		
Trowbridge (TRO)	a					1818											2018		
Westbury (WSB)	a					1825											2025		
Bath Spa (BTH)	Ⓜ d		1748c				1823e		1848			1924e		1947					2024f
Bristol Parkway (BPW)	Ⓜ d	1739			1804			1838			1904		1940c			2004			2039c
Bristol Temple Meads (BRI)	Ⓜ a		1800				1835		1900			1936		1959					2037
Nailsea & Backwell (NLS)	a		1814						1914					2019					
Yatton (YAT)	a		1820						1919					2025					
Worle (WOR)	a								1925					2031					
Weston Milton (WNM)	a																		
Weston-super-Mare (WSM)	a		1831					1933						2039					
Highbridge & Burnham (HIG)	a		1843											2051					
Bridgwater (BWT)	a		1851											2059					
Taunton (TAU)	a		1903											2111					
Newport (South Wales) (NWP)	a	1759			1823			1900			1923		1959			2023			2058
Cardiff Central (CDF)	Ⓜ a	1813			1837			1914			1940		2013			2039			2111
Bridgend (BGN)	a				1859			1938			2001		2034			2059			2132
Port Talbot Parkway (PTA)	a				1911			1950			2013		2046			2111			2144
Neath (NTH)	a				1919			1958			2020		2053			2119			2152
Swansea (SWA)	a				1932			2012			2033		2106			2131			2204
Llanelli (LLE)	Ⓜ a							2040											
Pembrey & Burry Port (PBY)	a							2047											
Carmarthen (CMN)	a							2109											
Whitland (WTL)	a																		
Tenby (TEN)	a																		
Pembroke Dock (PMD)	a																		

NOTES (see introductory pages for explanation of train operator codes and standard symbols)

- a Arrival time
- d Departure time
- u Stops to pick up only
- c Arrives 3 minutes earlier
- e Arrives 4 minutes earlier
- f Arrives 5 minutes earlier

London and Reading to Swindon, Cheltenham Spa, Bristol, Weston-S.M, Cardiff, Swansea and West Wales

Saturdays

Operator Train ID Days of operation/Notes 1st Class/Reservations/Bus/Ferry Catering facilities	GW 1C31	GW 1G29	GW 1B32	GW 1C32	GW 2M44 B	GW 1C40	GW 2G31	GW 1C33 F	GW 1B35	GW 2M44 G	GW 1C35	GW 2G93	GW 1U36	GW 1C37	GW 1C38
	11:15 15	11:15 15	11:15 15	11:15 15		11:15 15		11:15 15	11:15 15		11:15 15		11:15 15	11:15 15	11:15 15
London Paddington (PAD)  d	1930	1932	1948	2000		2013		2030	2048		2130		2202	2230	2330
Reading (RDG)  d	1955	1958u	2013	2025		2040		2056	2113		2155		2227	2256	0005
Didcot Parkway (DID)		2011		2038		2055		2111			2209		2240	2309	0020
Swindon (SWI)	a	2020	2028	2038	2054		2114	2127	2138		2224		2256	2325	0037
Swindon (SWI)	d	2022	2029	2040	2055	2107		2125	2129	2140	2212	2226	2241	2257	0038
Kemble (KEM)	d		2041					2138					2254		
Stroud (STD)	d		2057					2153					2309		
Stonehouse (SHU)	d		2101					2158					2314		
Gloucester (GCR)  a			2112					2212					2329		
Cheltenham Spa (CNM)	a		2131					2231							
Chippenham (CPM)	d	2034			2107	2122			2142c		2227	2238			0050
Melksham (MKM)	a					2131					2236				
Trowbridge (TRO)	a					2141					2246				
Westbury (WSB)	a					2149					2254				
Bath Spa (BTH)  d	2048c			2120				2155			2252c			2351	0103
Bristol Parkway (BPW)  d			2104						2205				2319a		
Bristol Temple Meads (BRI)  a	2102			2132				2206			2304			0003	0115
Nailsea & Backwell (NLS)	a	2114						2218s							
Yatton (YAT)	a	2119						2224s							
Worle (WOR)	a	2126						2230s							
Weston Milton (WNM)	a	2130													
Weston-super-Mare (WSM)	a	2134						2236s							
Highbridge & Burnham (HIG)	a	2146						2248s							
Bridgwater (BWT)	a	2154						2256s							
Taunton (TAU)	a	2207						2307							
Newport (South Wales) (NWP)	a			2123						2224					
Cardiff Central (CDF)  a				2138						2246					
Bridgend (BGN)	a			2159						2310					
Port Talbot Parkway (PTA)	a			2211						2322					
Neath (NTH)	a			2219						2330					
Swansea (SWA)	a			2231						2344					
Llanelli (LLE)  a															
Pembrey & Burry Port (PBY)	a														
Carmarthen (CMN)	a														
Whitland (WTL)	a														
Tenby (TEN)	a														
Pembroke Dock (PMD)	a														

NOTES (see introductory pages for explanation of train operator codes and standard symbols)

- a Arrival time
- d Departure time
- s Stops to set down only
- u Stops to pick up only
- c Arrives 3 minutes earlier

- B Runs from 16 September
- F To Exeter St Davids, see table 135
- G Runs until 9 September

London and Reading to Swindon, Cheltenham Spa, Bristol, Weston-S.M, Cardiff, Swansea and West Wales

Sundays

Operator	Train ID	Days of operation/Notes	1st Class/Reservations/Bus/Ferry	Catering facilities	GW 1C38	GW 1C05 A	GW 2M06 B	GW 2M06 C	GW 1B09	GW 1B15	GW 2G01	GW 1C07	GW 1B20	GW 2G02	GW 1C09	GW 1U22	GW 1C10	GW 2G03	GW 1B25	GW 2M08 D	GW 2O89 E	GW 1C12
London Paddington (PAD)	15 d					0813				0833		0900	0931			1016	1030		1046			1130
Reading (RDG)	7 d				0005	0838				0859		0929	0956			1043	1055		1111			1155
Didcot Parkway (DID)	d				0020	0854				0914		0949	1009			1058	1108					1208
Swindon (SWI)	a				0037	0909				0930		1004	1025			1116	1125		1136			1225
Swindon (SWI)	d				0038	0911	0914	0914		0932	0935	1006	1029	1030	1053	1117	1126	1130	1138	1142	1142	1226
Kemble (KEM)	d									0946				1042				1143				
Stroud (STD)	d									1001				1057				1157				
Stonehouse (SHU)	d									1005				1102				1201				
Gloucester (GCR)	7 a									1019				1114				1219				
Cheltenham Spa (CNM)	a									1036				1130				1231				
Chippenham (CPM)	d				0050	0922	0930	0930				1018				1108				1157	1157	1238
Melksham (MKM)	a						0939	0939												1206	1206	
Trowbridge (TRO)	a						0949	0951												1215	1216	
Westbury (WSB)	a						0956	0959												1223	1224	
Bath Spa (BTH)	7 d				0103	0934						1031			1123	1146a	1151					1251
Bristol Parkway (BPW)	7 d								0858	0956			1055						1201			
Bristol Temple Meads (BRI)	10 a				0115	0947						1043			1136		1203					1304
Nailsea & Backwell (NLS)	a																					
Yatton (YAT)	a											1057										
Worle (WOR)	a																					
Weston Milton (WNM)	a																					
Weston-super-Mare (WSM)	a											1108						1236				
Highbridge & Burnham (HIG)	a																					
Bridgwater (BWT)	a					1016																
Taunton (TAU)	a					1027																
Newport (South Wales) (NWP)	a								0924	1015			1114									1221
Cardiff Central (CDF)	7 a								0943	1029			1128									1235
Bridgend (BGN)	a								1004	1050			1150									1255
Port Talbot Parkway (PTA)	a								1016	1102			1202									1307
Neath (NTH)	a								1024	1109			1209									1315
Swansea (SWA)	a								1036	1122			1222									1329
Llanelli (LLE)	7 a												1249									
Pembrey & Burry Port (PBY)	a												1256									
Carmarthen (CMN)	a												1318									

NOTES (see introductory pages for explanation of train operator codes and standard symbols)

- a Arrival time
- d Departure time
- A To Exeter St Davids, see table 135
- B Runs until 10 September
- C Runs from 17 September
- D Runs from 29 October
- E Runs until 22 October. To Weymouth, see table 133

London and Reading to Swindon, Cheltenham Spa, Bristol, Weston-S.M, Cardiff, Swansea and West Wales

Sundays

Operator Train ID Days of operation/Notes 1st Class/Reservations/Bus/Ferry Catering facilities	GW 2G04	GW 1B28	GW 1C14	GW 2G05	GW 1B35	GW 2091 F	GW 1C16	GW 2G07	GW 1B40	GW 1B43	GW 1C18	GW 2G09	GW 1B46	GW 2M12 G	GW 1C19	GW 1C20	GW 2G10	GW 1B51	
London Paddington (PAD)  d		1146	1230		1246		1330		1346	1413	1430		1446		1500	1530		1546	
Reading (RDG)  d		1211	1255		1311		1355		1411	1442	1455		1511		1525	1555		1611	
Didcot Parkway (DID)	d		1308				1408			1457	1508				1538	1608			
Swindon (SWI)	a	1236	1324		1336		1425		1436	1515	1525		1536		1553	1624		1636	
Swindon (SWI)	d	1230	1236	1326	1329	1338	1342	1426	1432	1438	1516	1526	1530	1538	1544	1554	1625	1630	1638
Kemble (KEM)	d	1242			1341				1445				1542					1642	
Stroud (STD)	d	1257			1356				1459				1557					1657	
Stonehouse (SHU)	d	1300			1359				1503				1600					1701	
Gloucester (GCR)  a	1316				1415				1522				1617					1717	
Cheltenham Spa (CNM)	a	1332			1431				1533				1631					1728	
Chippenham (CPM)	d		1338			1357	1438					1538			1559	1607	1637		
Melksham (MKM)	a					1406									1608				
Trowbridge (TRO)	a					1415									1618				
Westbury (WSB)	a					1422									1625				
Bath Spa (BTH)  d			1351				1451					1551					1620	1650	
Bristol Parkway (BPW)  d		1301			1401				1501	1541c			1601						1701
Bristol Temple Meads (BRI)  a			1403				1505					1603				1632	1702		
Nailsea & Backwell (NLS)	a		1414															1714	
Yatton (YAT)	a		1419															1719	
Worle (WOR)	a		1425															1725	
Weston Milton (WNM)	a																		
Weston-super-Mare (WSM)	a		1434															1731	
Highbridge & Burnham (HIG)	a																	1744	
Bridgwater (BWT)	a																	1751	
Taunton (TAU)	a										1641							1803	
Newport (South Wales) (NWP)	a	1321			1421				1525	1600			1621						1721
Cardiff Central (CDF)  a		1335			1435				1540	1613			1635						1735
Bridgend (BGN)	a	1355			1455				1600				1655						1755
Port Talbot Parkway (PTA)	a	1411			1507				1612				1714						1807
Neath (NTH)	a	1419			1515				1620				1722						1815
Swansea (SWA)	a	1431			1529				1632				1734						1830
Llanelli (LLE)  a		1459							1654										
Pembrey & Burry Port (PBY)	a	1506							1701										
Carmarthen (CMN)	a	1528							1723										

NOTES (see introductory pages for explanation of train operator codes and standard symbols)

- a Arrival time
- d Departure time
- c Arrives 3 minutes earlier
- F To Weymouth, see table 133
- G To Frome, see table 133

London and Reading to Swindon, Cheltenham Spa, Bristol, Weston-S.M, Cardiff, Swansea and West Wales

Sundays

Operator Train ID Days of operation/Notes 1st Class/Reservations/Bus/Ferry Catering facilities	GW 1C21	GW 1C22 H	GW 2G11	GW 1B59	GW 2014 J	GW 1C23	GW 1C24	GW 1G68	GW 1B69	GW 1C25 H	GW 1C26	GW 2G13	GW 1B79	GW 2M16	GW 1C27	GW 1C42	GW 1C28	GW 2G14	
	111 111 111	111 111 111		111 111 111		111 111 111	111 111 111	111 111 111	111 111 111	111 111 111	111 111 111		111 111 111		111 111 111	111 111 111	111 111 111		
London Paddington (PAD)   d	1600	1630		1646		1700	1730	1733	1746	1800	1830		1846		1900	1913	1930		
Reading (RDG)  d	1625	1655		1711		1725	1755	1758	1811	1825	1855		1911		1925	1940	1955		
Didcot Parkway (DID)	d	1638	1708			1738		1811		1838					1938	1955			
Swindon (SWI)	a	1653	1725			1753	1820	1828	1836	1853	1920		1936		1953	2014	2020		
Swindon (SWI)	d	1654	1726	1730	1738	1744	1754	1822	1828	1838	1854	1922	1929	1938	1942	1954		2022	2031
Kemble (KEM)	d			1742					1840				1942						2044
Stroud (STD)	d			1757					1856				1956						2058
Stonehouse (SHU)	d			1801					1859				2000						2102
Gloucester (GCR)  a				1818					1915				2018						2121
Cheltenham Spa (CNM)	a			1830					1930				2032						2132
Chippenham (CPM)	d	1707	1738			1759	1807	1833			1907	1933			1958	2007		2033	
Melksham (MKM)	a					1808									2008				
Trowbridge (TRO)	a					1818									2018				
Westbury (WSB)	a					1825									2025				
Bath Spa (BTH)  d	1720	1751				1820	1846			1920	1946						2020		2046
Bristol Parkway (BPW)  d				1801					1901				2001						
Bristol Temple Meads (BRI)  a	1736	1805				1833	1858			1932	1958					2032		2102	
Nailsea & Backwell (NLS)	a						1918				2018								
Yatton (YAT)	a						1923				2023								
Worle (WOR)	a						1929				2029								
Weston Milton (WNM)	a						1935												
Weston-super-Mare (WSM)	a		1837				1940				2039								
Highbridge & Burnham (HIG)	a																		
Bridgwater (BWT)	a		1853																
Taunton (TAU)	a		1904							2008									
Newport (South Wales) (NWP)	a			1821					1921				2021						
Cardiff Central (CDF)  a				1835					1935				2035						
Bridgend (BGN)	a			1855					1955				2055						
Port Talbot Parkway (PTA)	a			1907					2007				2107						
Neath (NTH)	a			1915					2015				2115						
Swansea (SWA)	a			1929					2028				2127						
Llanelli (LLE)  a																			
Pembrey & Burry Port (PBY)	a																		
Carmarthen (CMN)	a																		

NOTES (see introductory pages for explanation of train operator codes and standard symbols)

- a Arrival time
- d Departure time
- H To Plymouth, see table 135
- J To Salisbury, see table 133

London and Reading to Swindon, Cheltenham Spa, Bristol, Weston-S.M, Cardiff, Swansea and West Wales

Sundays

Operator	Train ID	1st Class/Reservations/Bus/Ferry Catering facilities	GW 1B88	GW 1C30	GW 2G15	GW 2M18	GW 1B91	GW 1C32	GW 1B93	GW 1C33	GW 2G90	GW 1U34	GW 1C35	GW 1C36
			⌚	⌚	⌚		⌚	⌚	⌚	⌚		⌚	⌚	⌚
London Paddington (PAD)	15 d		1946	2030			2046	2130	2146	2215		2237	2300	2333
Reading (RDG)	7 d		2011	2055			2111	2155	2211	2240		2315	2337	0014
Didcot Parkway (DID)	d		2024				2124	2208	2224	2253		2329s	2351s	0029s
Swindon (SWI)	a		2040	2120			2140	2224	2240	2308		2346s	0010s	0047s
Swindon (SWI)	d		2041	2122	2130	2134	2141	2225	2241	2310	2313			
Kemble (KEM)	d				2143						2325			
Stroud (STD)	d				2158						2340			
Stonehouse (SHU)	d				2202						2344			
Gloucester (GCR)	7 a				2218						0002			
Cheltenham Spa (CNM)	a				2233						0013			
Chippenham (CPM)	d			2133		2149		2237		2322			0023s	0059s
Melksham (MKM)	a					2158								
Trowbridge (TRO)	a					2209								
Westbury (WSB)	a					2215								
Bath Spa (BTH)	7 d			2146				2250c		2335			0034s	0111s
Bristol Parkway (BPW)	7 d		2105				2205		2305			0009a		
Bristol Temple Meads (BRI)	10 a			2158				2302		2347			0049	0125
Nailsea & Backwell (NLS)	a			2213										
Yatton (YAT)	a			2218										
Worle (WOR)	a			2223										
Weston Milton (WNM)	a			2229										
Weston-super-Mare (WSM)	a			2235										
Highbridge & Burnham (HIG)	a													
Bridgwater (BWT)	a													
Taunton (TAU)	a													
Newport (South Wales) (NWP)	a		2124				2224		2324					
Cardiff Central (CDF)	7 a		2138				2238		2338					
Bridgend (BGN)	a		2158				2258		2358					
Port Talbot Parkway (PTA)	a		2210				2310		0010					
Neath (NTH)	a		2217				2318		0018					
Swansea (SWA)	a		2230				2330		0032					
Llanelli (LLE)	7 a													
Pembrey & Burry Port (PBY)	a													
Carmarthen (CMN)	a													

NOTES (see introductory pages for explanation of train operator codes and standard symbols)

- a Arrival time
- d Departure time
- s Stops to set down only
- c Arrives 3 minutes earlier

## West Wales, Swansea, Cardiff, Weston-S.M, Bristol, Cheltenham Spa and Swindon to Reading and London

### Mondays to Fridays

Operator Train ID Days of operation/Notes 1st Class/Reservations/Bus/Ferry Catering facilities	GW 1H02	GW 2O20 B	GW 1A01	GW 1L01	GW 1A02	GW 1L03	GW 1L62	GW 1A04	GW 1L04	GW 1A06	GW 2M81 C	GW 1L06	GW 1L64	GW 1A07	GW 1L07	GW 2M13	GW 1A09	GW 1L09	
	11	11	11	11	11	11	11	11	11	11	11	11	11	11	11	11	11	11	
Carmarthen (CMN)	d																		
Pembrey & Burry Port (PBY)	d																		
Llanelli (LLE)	7 d																		
Swansea (SWA)	d			0346		0459			0528			0558			0628			0657	
Neath (NTH)	d			0358		0511			0540			0610			0640			0710	
Port Talbot Parkway (PTA)	d			0405		0518			0547			0617			0647			0717	
Bridgend (BGN)	d			0427		0531			0600			0630			0700			0730	
Cardiff Central (CDF)	7 d			0507		0554			0623			0653			0723			0755	
Newport (South Wales) (NWP)	d			0525		0607			0637			0706			0737			0808	
Taunton (TAU)	d																0654		
Bridgwater (BWT)	d																0705		
Highbridge & Burnham (HIG)	d																0713		
Weston-super-Mare (WSM)	d									0620				0652			0724		
Weston Milton (WNM)	d									0624				0656					
Worle (WOR)	d									0628				0700			0730		
Yatton (YAT)	d									0634				0706			0736		
Nailsea & Backwell (NLS)	d									0640				0712			0742		
Bristol Temple Meads (BRI)	10 d	0453		0523		0547		0630		0700				0730			0800		
Bristol Parkway (BPW)	7 d	0503		0552		0628		0659e				0729c			0802c			0829	
Bath Spa (BTH)	7 d			0535		0602c		0643		0713				0743			0813		
Westbury (WSB)	d										0705						0745		
Trowbridge (TRO)	d										0711						0752		
Melksham (MKM)	d										0721						0802		
Chippenham (CPM)	d			0549		0615		0656		0726	0731			0756		0812	0825		
Cheltenham Spa (CNM)	d						0553						0648						
Gloucester (GCR)	7 d		0511				0610						0705						
Stonehouse (SHU)	d		0522				0622						0719						
Stroud (STD)	d		0527				0627						0724						
Kemble (KEM)	d		0541				0642						0740						
Swindon (SWI)	a	0525	0555	0601	0615	0629	0651	0655	0708	0721	0738	0747	0751	0753	0808	0824	0832	0838	0852
Swindon (SWI)	d	0528		0603	0618	0630	0653	0658	0710	0723	0740		0753	0757	0809	0826		0839	0853
Didcot Parkway (DID)	d	0546		0619	0636	0647		0715	0726				0814	0827				0856	
Reading (RDG)	7 a	0558		0631	0648	0659	0718	0728	0738	0749			0818	0826	0839			0909	0919
London Paddington (PAD)	e 15 a	0629		0657	0716	0726	0744	0759	0809	0816	0829		0845	0859	0905	0914		0934	0943

**NOTES** (see introductory pages for explanation of train operator codes and standard symbols)

- a Arrival time
- d Departure time
- c Arrives 4 minutes earlier
- e Arrives 3 minutes earlier

- B To Southampton Central, see table 133
- C From Salisbury to Worcester Foregate Street, see table 133



West Wales, Swansea, Cardiff, Weston-S.M, Bristol, Cheltenham Spa and Swindon to Reading and London

**Mondays to Fridays**

Operator Train ID Days of operation/Notes 1st Class/Reservations/Bus/Ferry Catering facilities	GW	GW	GW	GW	GW	GW	GW	GW	GW	GW	GW	GW	GW	GW	GW	GW	GW	GW
	1L66	1A12	1L10	1L11	1A13	1L68	1A14	1L12	2M15	1A15	1L13	1L70	1A16	1L14	1A17	1L15	1L72	1A18
D	D	D	D	D	D	D	E											
	⌘	⌘	⌘	⌘	⌘	⌘	⌘	⌘		⌘	⌘	⌘	⌘	⌘	⌘	⌘	⌘	⌘
Carmarthen (CMN)	d						0723											
Pembrey & Burry Port (PBY)	d						0749											
Llanelli (LLE)	7 d						0756											
Swansea (SWA)	d		0720	0743			0823						0923					
Neath (NTH)	d		0732	0755			0835						0935					
Port Talbot Parkway (PTA)	d		0739	0802			0842						0942					
Bridgend (BGN)	d		0752	0815			0855						0955					
Cardiff Central (CDF)	7 d		0817	0841			0918				0950		1018		1041			
Newport (South Wales) (NWP)	d		0830	0854			0931				1004		1033		1055			
Taunton (TAU)	d		0724															
Bridgwater (BWT)	d		0735															
Highbridge & Burnham (HIG)	d		0742															
Weston-super-Mare (WSM)	d		0755							0929								
Weston Milton (WNM)	d		0759															
Worle (WOR)	d		0803							0935								
Yatton (YAT)	d		0809							0941								
Nailsea & Backwell (NLS)	d		0815							0947								
Bristol Temple Meads (BRI)	10 d		0830			0900		0930		1000			1030		1100			1130
Bristol Parkway (BPW)	7 d			0856	0916				0956			1024		1055		1124f		
Bath Spa (BTH)	7 d		0844			0913		0943		1013			1043		1113			1144
Westbury (WSB)	d								0946									
Trowbridge (TRO)	d								0952									
Melksham (MKM)	d								1002									
Chippenham (CPM)	d		0857			0928c		0955		1014	1026			1056		1126		1157
Cheltenham Spa (CNM)	d	0752					0859						0959					1059
Gloucester (GCR)	7 d	0814					0913						1015					1113
Stonehouse (SHU)	d	0826					0924						1026					1125
Stroud (STD)	d	0831					0928						1030					1130
Kemble (KEM)	d	0847					0943						1045					1145
Swindon (SWI)	a	0900	0909	0919	0939	0943	0956	1008	1019	1034	1038	1047	1058	1109	1119	1138	1147	1158 1209
Swindon (SWI)	d	0902	0911	0920	0940	0945	0958	1009	1020		1040	1048	1100	1111	1120	1140	1149	1159 1211
Didcot Parkway (DID)	d	0919	0927			1002	1017	1029			1056	1105	1118	1128		1157		1219 1228
Reading (RDG)	7 a	0932	0939	0945	1006	1014	1029	1041	1045		1108	1118	1131	1140	1145	1209	1214	1231 1240
London Paddington (PAD)	15 a	1000	1006	1014	1035	1044	1059	1107	1112		1137	1144	1159	1209	1211	1234	1239	1259 1307

NOTES (see introductory pages for explanation of train operator codes and standard symbols)

- a Arrival time
- d Departure time
- c Arrives 4 minutes earlier
- f Arrives 9 minutes earlier

- D From Worcester Shrub Hill, see table 132
- E Also calls at Ferryside 0735 and Kidwelly 0742

West Wales, Swansea, Cardiff, Weston-S.M, Bristol, Cheltenham Spa and Swindon to Reading and London

**Mondays to Fridays**

Operator	Train ID	1st Class/Reservations/Bus/Ferry	Catering facilities	GW 1L16	GW 1A19	GW 1L17	GW 1L74	GW 2M17	GW 1A20	GW 1L18	GW 1A21	GW 1L19	GW 1L76	GW 1A22	GW 1L20	GW 1A23	GW 1L21	GW 1L78	GW 2M19	GW 1A24	GW 1L22
				☞	☞	☞	☞		☞	☞	☞	☞	☞	☞	☞	☞	☞	☞		☞	☞
Carmarthen (CMN)	d	0927													1127						
Pembrey & Burry Port (PBY)	d	0947													1147						
Llanelli (LLE)	7 d	0954													1154						
Swansea (SWA)	d	1023								1123					1223						1323
Neath (NTH)	d	1035								1135					1235						1335
Port Talbot Parkway (PTA)	d	1042								1142					1242						1342
Bridgend (BGN)	d	1055								1155					1255						1355
Cardiff Central (CDF)	7 d	1118		1150						1218		1254			1318		1353				1418
Newport (South Wales) (NWP)	d	1131		1203						1231		1307			1331		1406				1431
Taunton (TAU)	d																				
Bridgwater (BWT)	d																				
Highbridge & Burnham (HIG)	d																				
Weston-super-Mare (WSM)	d		1123													1326					
Weston Milton (WNM)	d																				
Worle (WOR)	d		1129													1332					
Yatton (YAT)	d		1135													1338					
Nailsea & Backwell (NLS)	d		1141													1344					
Bristol Temple Meads (BRI)	10 d		1200						1230		1300				1330		1400				1430
Bristol Parkway (BPW)	7 d	1155e		1225					1255		1328				1356e		1427				1451
Bath Spa (BTH)	7 d		1213						1243e		1313				1343		1413				1443
Westbury (WSB)	d							1217												1419	
Trowbridge (TRO)	d							1223												1425	
Melksham (MKM)	d							1233												1435	
Chippenham (CPM)	d		1226					1243	1256e		1326				1356		1426			1445	1456
Cheltenham Spa (CNM)	d				1159								1259							1359	
Gloucester (GCR)	7 d				1214								1315							1414	
Stonehouse (SHU)	d				1226								1326							1426	
Stroud (STD)	d				1231								1330							1431	
Kemble (KEM)	d				1246								1346							1446	
Swindon (SWI)	a	1218	1238	1247	1259	1259	1309	1318	1338	1350	1359	1408	1419	1439	1449	1459	1501	1509	1516		
Swindon (SWI)	d	1220	1240	1249	1301		1310	1320	1340	1352	1400	1410	1420	1440	1451	1500				1510	1517
Didcot Parkway (DID)	d		1257		1318			1327		1357		1418	1428		1457		1519			1527	
Reading (RDG)	7 a	1244	1309	1314	1331		1339	1345	1409	1416	1430	1440	1445	1509	1515	1531				1539	1544
London Paddington (PAD)	15 a	1310	1334	1341	1359		1405	1414	1435	1446	1459	1507	1516	1534	1542	1557				1607	1609

NOTES (see introductory pages for explanation of train operator codes and standard symbols)

- a Arrival time
- d Departure time
- e Arrives 3 minutes earlier
- Pullman restaurant car service is available when boarding at highlighted times

West Wales, Swansea, Cardiff, Weston-S.M, Bristol, Cheltenham Spa and Swindon to Reading and London

**Mondays to Fridays**

Operator	GW	GW	GW	GW	GW	GW	GW	GW	GW	GW	GW	GW	GW	GW	GW	GW	GW	GW	
Train ID	1A25	1L23	1L80	1A26	1L24	1A27	1L25	1L82	2M21	1A28	1L26	1A29	1L27	1L84	1A30	1L28	2O09	1A31	
Days of operation/Notes	1	1	1	1	1	1	1	1		1	1	1	1	1	F		G	1	
1st Class/Reservations/Bus/Ferry	1	1	1	1	1	1	1	1		1	1	1	1	1	1	1		1	
Catering facilities	1	1	1	1	1	1	1	1		1	1	1	1	1	1	1		1	
Carmarthen (CMN)	d										1424								
Pembrey & Burry Port (PBY)	d										1444								
Llanelli (LLE)	7 d										1451								
Swansea (SWA)	d				1423						1523					1623			
Neath (NTH)	d				1435						1535					1635			
Port Talbot Parkway (PTA)	d				1442						1542					1642			
Bridgend (BGN)	d				1455						1555					1655			
Cardiff Central (CDF)	7 d	1454			1518		1554				1618		1654			1720			
Newport (South Wales) (NWP)	d	1507			1531		1607				1630		1707			1735			
Taunton (TAU)	d																		
Bridgwater (BWT)	d																		
Highbridge & Burnham (HIG)	d																		
Weston-super-Mare (WSM)	d					1528												1728	
Weston Milton (WNM)	d																		
Worle (WOR)	d					1534												1734	
Yatton (YAT)	d					1540												1740	
Nailsea & Backwell (NLS)	d					1546												1746	
Bristol Temple Meads (BRI)	10 d	1500		1530		1600				1630		1700			1729			1800	
Bristol Parkway (BPW)	7 d		1527		1556		1627				1653e		1729			1756			
Bath Spa (BTH)	7 d	1513		1543		1614				1643		1713			1745			1813	
Westbury (WSB)	d								1623										
Trowbridge (TRO)	d								1629										
Melksham (MKM)	d								1639										
Chippenham (CPM)	d	1526		1556		1626			1649	1657		1726			1757			1826	
Cheltenham Spa (CNM)	d		1459					1559						1659					
Gloucester (GCR)	7 d		1513					1614						1714			1750		
Stonehouse (SHU)	d		1526					1627						1726			1802		
Stroud (STD)	d		1531					1631						1731			1807		
Kemble (KEM)	d		1546					1646						1746			1820		
Swindon (SWI)	a	1538	1550	1559	1609	1618	1639	1650	1659	1708	1712	1717	1739	1751	1759	1810	1819	1835	1839
Swindon (SWI)	d	1540	1551	1600	1610	1620	1640	1651	1701		1714	1719	1741	1753	1801	1811	1820		1840
Didcot Parkway (DID)	d	1557		1619	1627		1658		1718			1735	1758		1821	1828			1857
Reading (RDG)	7 a	1609	1616	1631	1639	1645	1710	1717	1730		1739	1747	1810	1817	1834	1840	1848		1909
London Paddington (PAD)	15 a	1639	1641	1659	1705	1714	1735	1744	1759		1805	1814	1838	1844	1859	1908	1915		1937

NOTES (see introductory pages for explanation of train operator codes and standard symbols)

- a Arrival time
- d Departure time
- e Arrives 3 minutes earlier
- F Also calls at Keynsham 1736
- G To Salisbury, see table 133

West Wales, Swansea, Cardiff, Weston-S.M, Bristol, Cheltenham Spa and Swindon to Reading and London

**Mondays to Fridays**

Operator	Train ID	Days of operation/Notes	1st Class/Reservations/Bus/Ferry	Catering facilities	GW 1L29	GW 1L86	GW 1A32	GW 1L30	GW 2M23	GW 1A33	GW 1L88	GW 1A34	GW 1L32	GW 1A35	GW 2G91	GW 1L90	GW 1L34	GW 1A37 H	GW 2M25	GW 1L92	GW 1L36	GW 1A39 A												
Carmarthen (CMN)	d							1619									1818																	
Pembrey & Burry Port (PBY)	d							1640									1838																	
Llanelli (LLE)	<b>7</b> d							1647									1849																	
Swansea (SWA)	d							1723					1823				1923					2023												
Neath (NTH)	d							1735					1835				1935					2035												
Port Talbot Parkway (PTA)	d							1742					1842				1942					2042												
Bridgend (BGN)	d							1756					1855				1956					2056												
Cardiff Central (CDF)	<b>7</b> d							1754					1918				2021					2120												
Newport (South Wales) (NWP)	d							1807					1931				2034					2133												
Taunton (TAU)	d																		2003				2117											
Bridgwater (BWT)	d																		2014															
Highbridge & Burnham (HIG)	d																																	
Weston-super-Mare (WSM)	d									1829												2029												
Weston Milton (WNM)	d																																	
Worle (WOR)	d									1835												2035												
Yatton (YAT)	d									1841												2041												
Nailsea & Backwell (NLS)	d									1847												2047												
Bristol Temple Meads (BRI)	<b>10</b> d									1900		1930		2000								2100												
Bristol Parkway (BPW)	<b>7</b> d							1828					1955				2055					2154	2200											
Bath Spa (BTH)	<b>7</b> d									1913		1943		2013								2113	2213											
Westbury (WSB)	d									1837						2006						2116												
Trowbridge (TRO)	d									1843												2122												
Melksham (MKM)	d									1853												2132												
Chippenham (CPM)	d																					2126	2227											
Cheltenham Spa (CNM)	d																1759					2059												
Gloucester (GCR)	<b>7</b> d																1814					2117												
Stonehouse (SHU)	d																1826					2128												
Stroud (STD)	d																1831					2133												
Kemble (KEM)	d																1846					2148												
Swindon (SWI)	a																1850	1859	1909	1917	1921	1938	2002	2009	2018	2038	2050	2103	2117	2139	2158	2202	2217	2240
Swindon (SWI)	d																1851	1902	1910	1917		1940	2003	2011	2020	2040		2104	2119	2141		2204	2219	2241
Didcot Parkway (DID)	d																1919	1927	1934			1957	2021	2027		2057		2121	2157		2220		2259	
Reading (RDG)	<b>7</b> a																1916	1931	1939	1946		2009	2034	2039	2044	2109		2133	2144	2209		2232	2243	2310
London Paddington (PAD)	<b>15</b> a																1944	1959	2009	2015		2035	2101	2108	2110	2135		2207	2209	2235		2301	2311	2359

NOTES (see introductory pages for explanation of train operator codes and standard symbols)

- a Arrival time
- d Departure time
- A From Penzance, see table 135
- H From Exeter St Davids, see table 135

## West Wales, Swansea, Cardiff, Weston-S.M, Bristol, Cheltenham Spa and Swindon to Reading and London

### Mondays to Fridays

Operator Train ID Days of operation/Notes 1st Class/Reservations/Bus/Ferry Catering facilities	GW 2B92	GW 1A40	GW 1L38 FO FO	GW 1L38 FX FX
Carmarthen (CMN)	d		2030	2030
Pembrey & Burry Port (PBY)	d		2050	2050
Llanelli (LLE) <b>7</b>	d		2058	2058
Swansea (SWA)	d		2123	2123
Neath (NTH)	d		2135	2135
Port Talbot Parkway (PTA)	d		2142	2142
Bridgend (BGN)	d		2155	2155
Cardiff Central (CDF) <b>7</b>	d		2218	2218
Newport (South Wales) (NWP)	d		2233	2233
Taunton (TAU)	d			
Bridgwater (BWT)	d			
Highbridge & Burnham (HIG)	d			
Weston-super-Mare (WSM)	d			
Weston Milton (WNM)	d			
Worle (WOR)	d			
Yatton (YAT)	d			
Nailsea & Backwell (NLS)	d			
Bristol Temple Meads (BRI) <b>10</b>	d	2240		
Bristol Parkway (BPW) <b>7</b>	d		2255a	2302a
Bath Spa (BTH) <b>7</b>	d	2253		
Westbury (WSB)	d			
Trowbridge (TRO)	d			
Melksham (MKM)	d			
Chippenham (CPM)	d	2306		
Cheltenham Spa (CNM)	d	2216		
Gloucester (GCR) <b>7</b>	d	2228		
Stonehouse (SHU)	d	2240		
Stroud (STD)	d	2245		
Kemble (KEM)	d	2258		
Swindon (SWI) a	a	2312	2319	
Swindon (SWI)	d	2320		
Didcot Parkway (DID)	d	2337		
Reading (RDG) <b>7</b>	a	2352		
London Paddington (PAD) <b>15</b>	a	0029		

**NOTES** (see introductory pages for explanation of train operator codes and standard symbols)

a Arrival time  
d Departure time

FO Fridays only  
FX Not Fridays

West Wales, Swansea, Cardiff, Weston-S.M, Bristol, Cheltenham Spa and Swindon to Reading and London

Saturdays

Operator Train ID 1st Class/Reservations/Bus/Ferry Catering facilities	GW 1A01 ⌘	GW 1L01 ⌘	GW 1A03 ⌘	GW 2B62 ⌘	GW 1A63 ⌘	GW 1A04 ⌘	GW 1L04 ⌘	GW 1A06 ⌘	GW 1L05 ⌘	GW 1L64 ⌘	GW 1A07 ⌘	GW 1L08 ⌘	GW 2M11 ⌘	GW 1A10 ⌘	GW 1L09 ⌘	GW 1L66 ⌘	GW 1A12 ⌘	GW 1L10 ⌘	
Pembroke Dock (PMD)	d																		
Tenby (TEN)	d																		
Whitland (WTL)	d																		
Carmarthen (CMN)	d																		
Pembrey & Burry Port (PBY)	d																		
Llanelli (LLE)	7 d																		
Swansea (SWA)	d		0356				0525		0552			0623			0644			0722	
Neath (NTH)	d		0408				0537		0604			0635			0655			0735	
Port Talbot Parkway (PTA)	d		0415				0544		0612			0642			0703			0745	
Bridgend (BGN)	d		0428				0557		0624			0655			0716			0759	
Cardiff Central (CDF)	7 d		0514				0620		0647			0718			0742			0822	
Newport (South Wales) (NWP)	d		0526				0633		0700			0731			0755			0835	
Taunton (TAU)	d														0657				
Bridgwater (BWT)	d														0707				
Highbridge & Burnham (HIG)	d														0715				
Weston-super-Mare (WSM)	d							0620							0727				
Weston Milton (WNM)	d																		
Worle (WOR)	d							0626							0733				
Yatton (YAT)	d							0632							0739				
Nailsea & Backwell (NLS)	d							0638							0745				
Bristol Temple Meads (BRI)	10 d	0530		0600			0630		0700		0730			0800			0830		
Bristol Parkway (BPW)	7 d		0554				0656c		0721			0757f			0821			0858f	
Bath Spa (BTH)	7 d	0543		0613			0643		0713		0743			0813			0843		
Westbury (WSB)	d												0744						
Trowbridge (TRO)	d												0750						
Melksham (MKM)	d												0800						
Chippenham (CPM)	d	0556		0626			0656		0726			0756		0810	0826			0856	
Cheltenham Spa (CNM)	d				0548					0649							0758		
Gloucester (GCR)	7 d				0604					0711							0817		
Stonehouse (SHU)	d				0616					0725							0829		
Stroud (STD)	d				0621					0731							0834		
Kemble (KEM)	d				0636					0746							0849		
Swindon (SWI)	a	0608	0616	0638	0649		0708	0718	0738	0744	0759	0808	0819	0826	0838	0844	0902	0908	0921
Swindon (SWI)	d	0611	0618	0641		0700	0710	0720	0740	0747	0802	0811	0821		0840	0846	0903	0911	0923
Didcot Parkway (DID)	d	0627	0635	0657		0719	0726		0756	0803	0819	0828			0856	0903	0920	0927	
Reading (RDG)	7 a	0640	0648	0710		0733	0739	0745	0809	0816	0832	0841	0846		0909	0916	0933	0940	0948
London Paddington (PAD)	15 a	0707	0714	0736		0758	0804	0810	0835	0844	0859	0905	0914		0937	0944	0959	1005	1013

NOTES (see introductory pages for explanation of train operator codes and standard symbols)

- a Arrival time
- d Departure time
- c Arrives 3 minutes earlier
- f Arrives 4 minutes earlier

West Wales, Swansea, Cardiff, Weston-S.M, Bristol, Cheltenham Spa and Swindon to Reading and London

Saturdays

Operator	GW	GW	GW	GW	GW	GW	GW	GW	GW	GW	GW	GW	GW	GW	GW	GW	GW	GW	GW
Train ID	1A13	1L11	1L68	1A14	1L12	2M15	1A15	1L13	1L70	1A16	1L14	1A17	1L72	1A18	1L16	1A19	2M17	1L74	
Days of operation/Notes	B				C														
1st Class/Reservations/Bus/Ferry	1R	1R	1R	1R	1R		1R	R	1R	1R	1R	1R	1R	1R	1R	1R		1R	
Catering facilities	⌘	⌘	⌘	⌘	⌘		⌘		⌘	⌘	⌘	⌘	⌘	⌘	⌘	⌘		⌘	
Pembroke Dock (PMD)	d																		
Tenby (TEN)	d																		
Whitland (WTL)	d																		
Carmarthen (CMN)	d				0725										0932				
Pembrey & Burry Port (PBY)	d				0751										0952				
Llanelli (LLE)	7 d				0758										0959				
Swansea (SWA)	d		0741		0823						0923				1023				
Neath (NTH)	d		0753		0835						0935				1035				
Port Talbot Parkway (PTA)	d		0801		0842						0943				1042				
Bridgend (BGN)	d		0815		0855						0956				1055				
Cardiff Central (CDF)	7 d		0842		0919						1019				1118				
Newport (South Wales) (NWP)	d		0855		0932						1032				1131				
Taunton (TAU)	d	0758																	
Bridgwater (BWT)	d	0808																	
Highbridge & Burnham (HIG)	d	0815																	
Weston-super-Mare (WSM)	d	0827								1002									
Weston Milton (WNM)	d																		
Worle (WOR)	d	0833																	
Yatton (YAT)	d	0839									1013								
Nailsea & Backwell (NLS)	d	0845																	
Bristol Temple Meads (BRI)	10 d	0900		0930			1000			1030		1100		1130		1200			
Bristol Parkway (BPW)	7 d		0919g		0957c			1024			1057c				1157c				
Bath Spa (BTH)	7 d	0913		0944c			1013			1043		1113		1143		1213			
Westbury (WSB)	d						0952												1207
Trowbridge (TRO)	d						0958												1213
Melksham (MKM)	d						1009												1223
Chippenham (CPM)	d	0926			0957		1019	1026			1056		1126		1156		1226	1235c	
Cheltenham Spa (CNM)	d			0859						0959			1059						1159
Gloucester (GCR)	7 d			0917						1017			1117						1215
Stonehouse (SHU)	d			0929						1029			1129						1228
Stroud (STD)	d			0934						1034			1134						1234
Kemble (KEM)	d			0949						1050			1150						1249
Swindon (SWI)	a	0938	0943	1002	1009	1019	1036	1040	1048	1103	1109	1119	1138	1203	1208	1219	1238	1253	1302
Swindon (SWI)	d	0940	0945	1004	1011	1021		1042	1049	1104	1111	1121	1140	1204	1211	1221	1240		1304
Didcot Parkway (DID)	d	0956	1003	1020	1026			1058	1107	1121	1127		1157	1221	1227		1257		1321
Reading (RDG)	7 a	1009	1016	1033	1040	1046		1111	1121	1134	1140	1146	1210	1234	1240	1246	1310		1334
London Paddington (PAD)	15 a	1035	1045	1059	1105	1114		1136	1150	1159	1205	1214	1235	1259	1305	1314	1335		1359

NOTES (see introductory pages for explanation of train operator codes and standard symbols)

- a Arrival time
- d Departure time
- c Arrives 3 minutes earlier
- g Arrives 5 minutes earlier

- B From Exeter St Davids, see table 135
- C Also calls at Ferryside 0737 and Kidwelly 0744

West Wales, Swansea, Cardiff, Weston-S.M, Bristol, Cheltenham Spa and Swindon to Reading and London

Saturdays

Operator Train ID Days of operation/Notes 1st Class/Reservations/Bus/Ferry Catering facilities	GW 1A20	GW 1L18	GW 1A21	GW 1L76	GW 1A22	GW 1L20 D E	GW 1L20 D E	GW 1A23	GW 2M19	GW 1L78	GW 1A24	GW 1L22	GW 1A25	GW 1L23	GW 2B80	GW 1A26	GW 1L24	GW 1A27	
	11	11	11	11	11	11	11	11		11	11	11	11	11	11	11	11	11	
Pembroke Dock (PMD)	d						1000												
Tenby (TEN)	d						1034												
Whitland (WTL)	d						1103												
Carmarthen (CMN)	d						1132	1132										1325	
Pembrey & Burry Port (PBY)	d						1152	1152										1345	
Llanelli (LLE)	7 d						1159	1159										1355	
Swansea (SWA)	d		1122				1223	1223				1324						1423	
Neath (NTH)	d		1136				1235	1235				1336						1435	
Port Talbot Parkway (PTA)	d		1144				1242	1242				1344						1443	
Bridgend (BGN)	d		1158				1255	1255				1356						1455	
Cardiff Central (CDF)	7 d		1221				1318	1318				1421		1441				1518	
Newport (South Wales) (NWP)	d		1234				1331	1332				1434		1455				1532	
Taunton (TAU)	d	1132																	
Bridgwater (BWT)	d	1143																	
Highbridge & Burnham (HIG)	d	1150																	
Weston-super-Mare (WSM)	d	1202				1302					1402						1502		
Weston Milton (WNM)	d																		
Worle (WOR)	d																		
Yatton (YAT)	d	1213																1513	
Nailsea & Backwell (NLS)	d																		
Bristol Temple Meads (BRI)	10 d	1230		1300		1330			1400			1430		1500			1530		1600
Bristol Parkway (BPW)	7 d		1256				1357c	1357c				1457c		1518			1557f		
Bath Spa (BTH)	7 d	1243		1313		1343			1413			1443		1513			1543		1613
Westbury (WSB)	d								1407										
Trowbridge (TRO)	d								1413										
Melksham (MKM)	d								1423										
Chippenham (CPM)	d	1256		1326		1356			1426	1435c		1456		1526			1556		1626
Cheltenham Spa (CNM)	d				1259						1359						1459		
Gloucester (GCR)	7 d				1317						1417						1516		
Stonehouse (SHU)	d				1328						1429						1529		
Stroud (STD)	d				1334						1434						1534		
Kemble (KEM)	d				1350						1449						1550		
Swindon (SWI)	a	1309	1318	1338	1403	1408	1419	1419	1438	1453	1502	1509	1520	1538	1544	1603	1608	1619	1638
Swindon (SWI)	d	1311	1320	1340	1404	1411	1421	1421	1440		1504	1511	1522	1540	1545		1611	1621	1640
Didcot Parkway (DID)	d	1328		1357	1421	1428			1457		1521	1528	1557	1605			1627		1657
Reading (RDG)	7 a	1341	1346	1410	1434	1441	1446	1446	1510		1534	1541	1547	1610	1619		1640	1646	1710
London Paddington (PAD)	15 a	1405	1413	1436	1459	1505	1512	1512	1535		1559	1605	1614	1635	1644		1705	1714	1735

NOTES (see introductory pages for explanation of train operator codes and standard symbols)

- a Arrival time
- d Departure time
- c Arrives 3 minutes earlier
- f Arrives 4 minutes earlier

- D Runs from 16 September
- E Runs until 9 September. Also calls at Pembroke 1008, Manorbier 1022 and Saundersfoot 1042



West Wales, Swansea, Cardiff, Weston-S.M, Bristol, Cheltenham Spa and Swindon to Reading and London

Saturdays

Operator Train ID Days of operation/Notes 1st Class/Reservations/Bus/Ferry Catering facilities	GW 1L82	GW 1A28	GW 2M21	GW 1L26	GW 1A29	GW 1L27	GW 1L84	GW 1A30	GW 1L28	GW 1A31	GW 2B86	GW 1A32	GW 2M23	GW 1L30 F	GW 1L30 D	GW 1A33	GW 1L88	GW 1A34 G	
	11	11		11	11	11	11	11	11	11	11	11		11	11	11	11	11	
Pembroke Dock (PMD)	d													1500					
Tenby (TEN)	d													1533					
Whitland (WTL)	d													1602					
Carmarthen (CMN)	d								1528					1628					
Pembrey & Burry Port (PBY)	d								1548					1655					
Llanelli (LLE)	7 d								1556					1703					
Swansea (SWA)	d			1526					1622					1728	1728				
Neath (NTH)	d			1538					1634					1740	1740				
Port Talbot Parkway (PTA)	d			1546					1642					1747	1747				
Bridgend (BGN)	d			1558					1655					1800	1800				
Cardiff Central (CDF)	7 d			1623					1718					1822	1822				
Newport (South Wales) (NWP)	d			1636					1731					1835	1835				
Taunton (TAU)	d																	1830	
Bridgwater (BWT)	d																	1840	
Highbridge & Burnham (HIG)	d																	1848	
Weston-super-Mare (WSM)	d		1602					1702				1802						1901	
Weston Milton (WNM)	d																		
Worle (WOR)	d																		
Yatton (YAT)	d																	1912	
Nailsea & Backwell (NLS)	d																		
Bristol Temple Meads (BRI)	10 d		1630		1700			1730		1800		1830				1900		1930	
Bristol Parkway (BPW)	7 d			1658c		1724			1757f					1858f	1858f				
Bath Spa (BTH)	7 d		1643		1713			1743		1813		1843				1914		1943	
Westbury (WSB)	d			1635									1835						
Trowbridge (TRO)	d			1641									1841						
Melksham (MKM)	d			1651									1851						
Chippenham (CPM)	d		1656	1701		1726			1756		1826		1856	1901			1927	1956	
Cheltenham Spa (CNM)	d	1559					1659				1759						1859		
Gloucester (GCR)	7 d	1616					1717				1817						1916		
Stonehouse (SHU)	d	1629					1729				1829						1928		
Stroud (STD)	d	1634					1734				1834						1933		
Kemble (KEM)	d	1650					1750				1849						1949		
Swindon (SWI)	a	1703	1708	1717	1721	1738	1748	1803	1808	1819	1838	1902	1908	1917	1921	1921	1939	2002	2008
Swindon (SWI)	d	1704	1711		1723	1740	1749	1804	1811	1821	1840		1911		1923	1923	1941	2004	2012
Didcot Parkway (DID)	d	1721	1727			1757	1807	1821	1826		1857		1928				1956	2021	2029
Reading (RDG)	7 a	1734	1740		1748	1810	1821	1834	1840	1846	1910		1941		1948	1948	2010	2034	2042
London Paddington (PAD)	15 a	1759	1805		1813	1835	1850	1859	1905	1912	1935		2005		2013	2013	2035	2059	2107

NOTES (see introductory pages for explanation of train operator codes and standard symbols)

- a Arrival time
- d Departure time
- c Arrives 3 minutes earlier
- f Arrives 4 minutes earlier

- D Runs from 16 September
- F Runs until 9 September. Also calls at Pembroke 1508, Lamphey 1512, Manorbier 1520, Penally 1526, Saundersfoot 1541, Kilgetty 1543, Narberth 1552, Ferryside 1641 and Kidwelly 1648
- G Runs until 9 September. From Paignton, see table 135

## West Wales, Swansea, Cardiff, Weston-S.M, Bristol, Cheltenham Spa and Swindon to Reading and London

## Saturdays

Operator Train ID Days of operation/Notes 1st Class/Reservations/Bus/Ferry Catering facilities	GW 1L32	GW 1A35	GW 2M43 D	GW 1L90	GW 1L34	GW 1A37	GW 1L36	GW 2V43 H	GW 1L92	GW 2B98	GW 1A39 A	GW 1A40 J	GW 1T42
Pembroke Dock (PMD)	d												
Tenby (TEN)	d												
Whitland (WTL)	d												
Carmarthen (CMN)	d	1720											
Pembrey & Burry Port (PBY)	d	1740											
Llanelli (LLE)	f d	1754											
Swansea (SWA)	d	1822			1926		2022						
Neath (NTH)	d	1834			1938		2034						
Port Talbot Parkway (PTA)	d	1842			1946		2042						
Bridgend (BGN)	d	1855			1959		2055						
Cardiff Central (CDF)	f d	1919			2022		2118						
Newport (South Wales) (NWP)	d	1932			2035		2131						
Taunton (TAU)	d					1958					2119	2140	
Bridgwater (BWT)	d					2009						2151	
Highbridge & Burnham (HIG)	d					2016						2158	
Weston-super-Mare (WSM)	d					2029						2210	
Weston Milton (WNM)	d												
Worle (WOR)	d											2216	
Yatton (YAT)	d					2039						2222	
Nailsea & Backwell (NLS)	d					2045						2228	
Bristol Temple Meads (BRI)	f d		2000				2100				2200	2240	2330
Bristol Parkway (BPW)	f d	1956f			2056		2150a						
Bath Spa (BTH)	f d		2013				2115c				2214c	2254c	2344c
Westbury (WSB)	d			2008				2117					
Trowbridge (TRO)	d			2014				2124					
Melksham (MKM)	d			2025				2134					
Chippenham (CPM)	d		2026	2037c			2128	2145			2227	2308	2356s
Cheltenham Spa (CNM)	d				2002				2105	2132			
Gloucester (GCR)	f d				2017				2119	2145			
Stonehouse (SHU)	d				2029				2132	2157			
Stroud (STD)	d				2034				2137	2202			
Kemble (KEM)	d				2049				2152	2215			
Swindon (SWI)	a	2018	2038	2201	2102	2118	2140	2201	2205	2230	2239	2320	0010
Swindon (SWI)	d	2020	2040	2054	2104	2120	2142		2208		2241	2322	
Didcot Parkway (DID)	d		2056		2120	2136	2200		2224		2257	2340	
Reading (RDG)	f a	2046	2110		2133	2149	2213		2237		2310	2354	
London Paddington (PAD)	e f a	2112	2135		2200	2214	2237		2305		2340	0033	

NOTES (see introductory pages for explanation of train operator codes and standard symbols)

- a Arrival time
- d Departure time
- s Stops to set down only
- c Arrives 3 minutes earlier
- f Arrives 4 minutes earlier

- A From Penzance, see table 135
- D Runs from 16 September
- H Runs until 9 September. From Weymouth, see table 133
- J Also calls at Slough 0012

West Wales, Swansea, Cardiff, Weston-S.M, Bristol, Cheltenham Spa and Swindon to Reading and London

Sundays

Operator Train ID Days of operation/Notes 1st Class/Reservations/Bus/Ferry Catering facilities	GW	GW	GW	GW	GW	GW	GW	GW	GW	GW	GW	GW	GW	GW	GW	GW	GW	GW	GW
	1A07	1A09	1L32	2M05 C	1A10	2B38	1L34	1L40	2B44	1L42 B	1A12	1L42 A	1L46	2M07	1A14	1L50	1L51	1A16	
Carmarthen (CMN)	d																		
Pembrey & Burry Port (PBY)	d																		
Llanelli (LLE)	7 d																		
Swansea (SWA)	d						0755			0832		0832	0923					1022	
Neath (NTH)	d						0807			0844		0844	0935					1035	
Port Talbot Parkway (PTA)	d						0814			0851		0851	0942					1042	
Bridgend (BGN)	d						0827			0904		0904	0955					1055	
Cardiff Central (CDF)	7 d						0850			0935		0935	1020					1120	
Newport (South Wales) (NWP)	d						0908			0952		0953	1033					1133	
Taunton (TAU)	d																		
Bridgwater (BWT)	d																		
Highbridge & Burnham (HIG)	d																		
Weston-super-Mare (WSM)	d				0829														1131
Weston Milton (WNM)	d																		
Worle (WOR)	d				0835														1137
Yatton (YAT)	d				0841														1142
Nailsea & Backwell (NLS)	d				0847														1148
Bristol Temple Meads (BRI)	10 d	0745			0900						1000			1100					1200
Bristol Parkway (BPW)	7 d		0834				0934	0955		1013		1025f	1055					1155c	
Bath Spa (BTH)	7 d	0758			0913						1013			1113					1213
Westbury (WSB)	d			0820									1046						
Trowbridge (TRO)	d			0827									1051						
Melksham (MKM)	d			0837									1102						
Chippenham (CPM)	d	0810		0847	0926c						1026		1112	1126					1226
Cheltenham Spa (CNM)	d								0928									1054	
Gloucester (GCR)	7 d					0905			0940									1115	
Stonehouse (SHU)	d					0917			0953									1126	
Stroud (STD)	d					0922			0958									1132	
Kemble (KEM)	d					0936			1011									1147	
Swindon (SWI)	a	0823		0856	0903	0938	0950	0958	1018	1025	1035	1038	1049	1117	1131	1138	1201	1217	1238
Swindon (SWI)	d	0824	0845	0858		0940		1000	1019		1037	1040	1051	1119		1140	1201	1219	1240
Didcot Parkway (DID)	d	0841	0902	0914		0956						1056			1156	1219			1256
Reading (RDG)	7 a	0854	0917	0928		1009		1025	1045		1102	1109	1116	1144		1209	1231	1244	1309
London Paddington (PAD)	15 a	0922	0944	0954		1036		1050	1109		1127	1136	1142	1210		1235	1259	1309	1335

NOTES (see introductory pages for explanation of train operator codes and standard symbols)

- a Arrival time
- d Departure time
- c Arrives 3 minutes earlier
- f Arrives 6 minutes earlier
  
- A Runs from 29 October
- B Runs until 22 October
- C From Warminster, see table 133

## West Wales, Swansea, Cardiff, Weston-S.M, Bristol, Cheltenham Spa and Swindon to Reading and London

## Sundays

Operator Train ID Days of operation/Notes 1st Class/Reservations/Bus/Ferry Catering facilities	GW 1L52	GW 2B07	GW 1A17	GW 1L54	GW 2V79 D	GW 1A18	GW 2B08	GW 1L60	GW 1A20	GW 2B09	GW 2A21	GW 1L64	GW 2M11 E	GW 1A22	GW 1L66	GW 1A23	GW 1L68	GW 1A24	
Carmarthen (CMN)	d							1127											
Pembrey & Burry Port (PBY)	d							1147											
Llanelli (LLE)	7 d							1154											
Swansea (SWA)	d			1123				1223				1323					1422		
Neath (NTH)	d			1135				1235				1335					1434		
Port Talbot Parkway (PTA)	d			1142				1242				1342					1441		
Bridgend (BGN)	d			1155				1255				1357					1454		
Cardiff Central (CDF)	7 d			1220				1320				1420					1515		
Newport (South Wales) (NWP)	d			1233				1334				1433					1529		
Taunton (TAU)	d																		
Bridgwater (BWT)	d																		
Highbridge & Burnham (HIG)	d																		
Weston-super-Mare (WSM)	d								1326									1528	
Weston Milton (WNM)	d																		
Worle (WOR)	d								1332									1534	
Yatton (YAT)	d								1338									1540	
Nailsea & Backwell (NLS)	d								1344									1546	
Bristol Temple Meads (BRI)	10 d		1230			1300			1400		1430			1500		1530		1600	
Bristol Parkway (BPW)	7 d	1220		1255				1355				1455					1555c		
Bath Spa (BTH)	7 d		1243			1313			1413		1443			1513		1543		1613	
Westbury (WSB)	d				1241								1445						
Trowbridge (TRO)	d				1248								1452						
Melksham (MKM)	d				1257								1501						
Chippenham (CPM)	d		1255		1307	1326			1426		1457		1511	1526		1555		1626	
Cheltenham Spa (CNM)	d		1155				1301				1401				1500				
Gloucester (GCR)	7 d		1217				1317				1417				1514				
Stonehouse (SHU)	d		1230				1329				1431				1525				
Stroud (STD)	d		1235				1335				1436				1530				
Kemble (KEM)	d		1250				1349				1451				1545				
Swindon (SWI)	a	1243	1303	1308	1317	1324	1338	1403	1417	1438	1504	1513	1517	1531	1538	1558	1608	1617	1638
Swindon (SWI)	d	1245		1309	1319		1340		1419	1440			1519		1540	1559	1609	1619	1640
Didcot Parkway (DID)	d	1303					1356			1456				1556	1616				1656
Reading (RDG)	7 a	1317		1335	1344		1409		1444	1509		1544		1609	1628	1635	1644	1709	
London Paddington (PAD)	15 a	1343		1359	1409		1435		1509	1536		1609		1635	1654	1700	1709	1735	

NOTES (see introductory pages for explanation of train operator codes and standard symbols)

- a Arrival time  
d Departure time  
c Arrives 3 minutes earlier

- D From Weymouth, see table 133  
E From Frome, see table 133

West Wales, Swansea, Cardiff, Weston-S.M, Bristol, Cheltenham Spa and Swindon to Reading and London

Sundays

Operator	GW	GW	GW	GW	GW	GW	GW	GW	GW	GW	GW	GW	GW	GW	GW	GW	GW	GW	
Train ID	2B11	1A25	1L74	2M13	1A26	1L76	1L78	1A27	1L82	1A28	2B13	1L90	2M15	1A30	2B14	1L92	1A32	2B15	
Days of operation/Notes				E	F								E	G					
1st Class/Reservations/Bus/Ferry		1R	1R		1R	R	1R	1R	1R	1R		1R		1R		1R	1R		
Catering facilities		⌘	⌘		⌘		⌘	⌘	⌘	⌘		⌘		⌘		⌘	⌘		
Carmarthen (CMN)	d		1422									1630							
Pembrey & Burry Port (PBY)	d		1442									1650							
Llanelli (LLE)	7 d		1451									1657							
Swansea (SWA)	d		1523						1624			1724				1824			
Neath (NTH)	d		1535						1636			1736				1836			
Port Talbot Parkway (PTA)	d		1542						1643			1743				1842			
Bridgend (BGN)	d		1555						1656			1756				1856			
Cardiff Central (CDF)	7 d		1620			1650			1720			1820				1920			
Newport (South Wales) (NWP)	d		1633			1704			1733			1835				1934			
Taunton (TAU)	d				1622				1703					1757				1858	
Bridgwater (BWT)	d				1633				1713					1808				1909	
Highbridge & Burnham (HIG)	d								1720					1815				1916	
Weston-super-Mare (WSM)	d								1730					1826				1927	
Weston Milton (WNM)	d																		
Worle (WOR)	d								1738					1832				1933	
Yatton (YAT)	d								1742					1838				1939	
Nailsea & Backwell (NLS)	d								1748					1844				1945	
Bristol Temple Meads (BRI)	10 d	1630			1700			1730						1900				2000	
Bristol Parkway (BPW)	7 d		1655			1726			1755			1855				1955			
Bath Spa (BTH)	7 d		1643			1713			1743					1913				2013	
Westbury (WSB)	d				1652									1849					
Trowbridge (TRO)	d				1658									1855					
Melksham (MKM)	d				1708									1906					
Chippenham (CPM)	d		1655		1718	1726			1755			1826		1916	1926			2026	
Cheltenham Spa (CNM)	d	1601						1701				1801				1900		2000	
Gloucester (GCR)	7 d	1617						1716				1817				1917		2017	
Stonehouse (SHU)	d	1630						1727				1830				1929		2029	
Stroud (STD)	d	1636						1732				1835				1934		2034	
Kemble (KEM)	d	1650						1748				1848				1947		2049	
Swindon (SWI)	a	1704	1709	1717	1734	1738	1749	1801	1808	1817	1838	1902	1917	1933	1938	2001	2017	2039	2102
Swindon (SWI)	d		1709	1719		1740	1750	1802	1809	1819	1840		1919		1940		2019	2040	
Didcot Parkway (DID)	d					1756	1808	1819			1856				1956		2036	2056	
Reading (RDG)	7 a		1735	1744		1809	1822	1831	1835	1844	1909		1944		2009		2049	2110	
London Paddington (PAD)	15 a		1759	1810		1835	1850	1856	1859	1909	1936		2010		2035		2114	2136	

NOTES (see introductory pages for explanation of train operator codes and standard symbols)

- a Arrival time
- d Departure time
- E From Frome, see table 133
- F From Plymouth, see table 135
- G From Exeter St Davids, see table 135

## West Wales, Swansea, Cardiff, Weston-S.M, Bristol, Cheltenham Spa and Swindon to Reading and London

### Sundays

Operator Train ID Days of operation/Notes 1st Class/Reservations/Bus/Ferry Catering facilities	GW 1L94	GW 2M17	GW 1A34	GW 2B16	GW 1L96 H	GW 2B90	GW 1A36 F
	113 3		113 3		113 3		113 3
Carmarthen (CMN)	d				1920		
Pembrey & Burry Port (PBY)	d				1947		
Llanelli (LLE)	7 d				1954		
Swansea (SWA)	d	1924			2019		
Neath (NTH)	d	1936			2031		
Port Talbot Parkway (PTA)	d	1942			2037		
Bridgend (BGN)	d	1956			2051		
Cardiff Central (CDF)	7 d	2020			2120		
Newport (South Wales) (NWP)	d	2033			2133		
Taunton (TAU)	d						2145
Bridgwater (BWT)	d						
Highbridge & Burnham (HIG)	d						
Weston-super-Mare (WSM)	d		2028				2207
Weston Milton (WNM)	d						
Worle (WOR)	d		2034				
Yatton (YAT)	d		2040				
Nailsea & Backwell (NLS)	d		2046				
Bristol Temple Meads (BRI)	10 d		2100				2230
Bristol Parkway (BPW)	7 d	2055			2155c		
Bath Spa (BTH)	7 d		2113				2243
Westbury (WSB)	d		2038				
Trowbridge (TRO)	d		2044				
Melksham (MKM)	d		2054				
Chippenham (CPM)	d		2106c	2126			2255
Cheltenham Spa (CNM)	d			2100		2200	
Gloucester (GCR)	7 d			2117		2213	
Stonehouse (SHU)	d			2129		2226	
Stroud (STD)	d			2134		2232	
Kemble (KEM)	d			2147		2245	
Swindon (SWI)	a	2117	2123	2138	2202	2217	2259
Swindon (SWI)	d	2119		2140		2219	2309
Didcot Parkway (DID)	d	2135		2156		2235	2326
Reading (RDG)	7 a	2148		2209		2248	2339
London Paddington (PAD)	15 a	2214		2237		2327	0013

**NOTES** (see introductory pages for explanation of train operator codes and standard symbols)

- a Arrival time
- d Departure time
- c Arrives 3 minutes earlier

- F From Plymouth, see table 135
- H Also calls at Ferryside 1932 and Kidwelly 1939