







London, Milton Keynes and Rugby to Nuneaton, Tamworth, Lichfield, Stafford and Crewe

Mondays to Fridays

Operator Train ID Days of operation/Notes 1st Class/Reservations/Bus Catering facilities	VT 1S34 A	LM 2U19	LM 2U21	VT 1S37 B	LM 2U21	VT 1H02 C	VT 1H61 C	VT 1F11 D	LM 1U23	VT 1H04 C	VT 1H62 C	VT 1F12 D	LM 1U25	VT 1H07 C	VT 1H63 C	VT 1F14 D	LM 1U27	VT 1D83 E
London Euston (EUS)  d				0531		0610	0629	0636	0643	0713	0733	0743	0746	0813	0833	0843	0846	0902
Waford Junction (WFJ) d				0548u				0651u										
Milton Keynes Central (MKC) d				0615		0642	0700	0712	0716			0815	0819			0915	0919	
Northampton (NMP) d		0520	0601															
Rugby (RUG) d		0543	0624	0639	←				0739				0842					0942
Nuneaton (NUN) d		0555	0637		0637	0710a			0754	0808a			0857c	0909a				0957c
Atherstone (ATH) d		0601	→		0643				0800				0903					→
Polesworth (PSW) d					0648													
Tamworth (TAM) d		0610			0653				0808				0911					
Lichfield Trent Valley (LTV) d		0616			0659				0814				0918					
Rugeley Trent Valley (RGL) d		0624			0706				0821				0925					
Stafford (STA) d	0538	0633			0717		0750	0805	0832		0850		0935		0950			1024
Crewe (CRE)  a	0558	0654		0722	0739		0808	0824	0851		0908	0923	0954		1008	1024		1042

Operator Train ID Days of operation/Notes 1st Class/Reservations/Bus Catering facilities	LM 1U27	VT 1H10 C	VT 1H64 C	VT 1F16 D	LM 1U29	VT 1D84 F	LM 1U29	VT 1H13 C	VT 1H65 C	VT 1F18 D	LM 1U31	VT 1H16 C	VT 1H66 C	VT 1F20 D	LM 1U33	VT 1D86 F	LM 1U33	VT 1H19 C
London Euston (EUS)  d		0913	0933	0943	0946	1002		1013	1033	1043	1046	1113	1133	1143	1146	1202		1213
Waford Junction (WFJ) d																		
Milton Keynes Central (MKC) d				1015	1019					1115	1119			1215	1219			
Northampton (NMP) d																		
Rugby (RUG) d	←				1042						1142				1242			←
Nuneaton (NUN) d	0957c	1009a			1057c		1057c	1109a			1157c	1209a			1257c			1257c
Atherstone (ATH) d	1003			→			1103				1203				→			1303
Polesworth (PSW) d																		
Tamworth (TAM) d	1011						1111				1211							1311
Lichfield Trent Valley (LTV) d	1018						1118				1218							1318
Rugeley Trent Valley (RGL) d	1025						1125				1225							1325
Stafford (STA) d	1035		1050			1124	1135		1150		1235		1250		1324	1335		1354
Crewe (CRE)  a	1054		1108	1124		1142	1154		1208	1224	1254		1308	1324	1342	1354		

Operator Train ID Days of operation/Notes 1st Class/Reservations/Bus Catering facilities	VT 1H67 C	VT 1F22 D	LM 1U35	VT 1D87 F	LM 1U35	VT 1H22 C	VT 1H68 C	VT 1F24 D	LM 1U37	VT 1H25 C	LM 1U37	VT 1H69 C	VT 1F26 D	LM 1U39	VT 1D89 E	LM 1U39	VT 1H28 C	VT 1H70 C
London Euston (EUS)  d	1233	1243	1246	1302		1313	1333	1343	1346	1413		1433	1443	1446	1502		1513	1533
Waford Junction (WFJ) d																		
Milton Keynes Central (MKC) d		1315	1319					1415	1419				1515	1519				
Northampton (NMP) d																		
Rugby (RUG) d			1342		←				1442		←			1542		←		
Nuneaton (NUN) d			1357c		1357c	1409a			1457c	1509a	1457c			1557c		1557c	1609a	
Atherstone (ATH) d			→		1403			→			1503			→		1603		
Polesworth (PSW) d																		
Tamworth (TAM) d					1411						1511					1611		
Lichfield Trent Valley (LTV) d					1418						1518					1618		
Rugeley Trent Valley (RGL) d					1425						1525					1625		
Stafford (STA) d	1350			1424	1435		1450				1535	1550		1624	1635			1650
Crewe (CRE)  a	1408	1423		1442	1454		1508	1523			1554	1608	1623	1642	1654			1708

For the complete service between London, Milton Keynes and Rugby see table 067

For the complete service between Stafford and Crewe see table 076

NOTES (see introductory pages for explanation of train operator codes and standard symbols)

- a Arrival time
- d Departure time
- u Stops to pick up only
- c Arrives 3 minutes earlier
- A From Wolverhampton to Glasgow Central, see table 065
- B To Glasgow Central, see table 065
- C To Manchester Piccadilly, see table 076
- D To Liverpool Lime Street, see table 076
- E To Holyhead, see table 077
- F To Chester, see table 077

London, Milton Keynes and Rugby to Nuneaton, Tamworth, Lichfield, Stafford and Crewe

Mondays to Fridays

Operator Train ID Days of operation/Notes 1st Class/Reservations/Bus Catering facilities	VT 1F28 D	LM 1U41	VT 1H31 C	VT 1H71 FX C	VT 1H71 FO C	VT 1F30 D	LM 1U43	VT 1D91 E	VT 1P94 G	LM 1U43	VT 1H34 C	VT 1H72 FX C	VT 1H72 FO C	VT 1F32 D	LM 1U45	VT 1J32 H	LM 1U45	VT 1H36 C
London Euston (EUS) d	1543	1546	1613	1633	1633	1643	1646	1702	1707		1713	1733	1733	1743	1746	1802		1813
Watford Junction (WFJ) d																		
Milton Keynes Central (MKC) d	1615	1619				1715	1719							1815u	1819			
Northampton (NMP) d																		
Rugby (RUG) d		1642					1742											
Nuneaton (NUN) d		1657c	1709a				1757c			1757c	1809a							1857c
Atherstone (ATH) d		1703								1803								1903
Polesworth (PSW) d																		
Tamworth (TAM) d		1713						1809		1813						1909	1913	
Lichfield Trent Valley (LTV) d		1720						1816		1820						1916	1920	
Rugeley Trent Valley (RGL) d		1727								1827								1927
Stafford (STA) d		1737		1749s	1750			1832		1837		1849s	1850			1932	1937	
Crewe (CRE) a	1724	1757		1808	1808	1823		1850	1843	1858		1908	1908	1923		1950	1957	

Operator Train ID Days of operation/Notes 1st Class/Reservations/Bus Catering facilities	VT 1H73 C	VT 1F34 D	LM 1U47	VT 1D93 E	VT 1F35 D	LM 1U47	VT 1H39 C	VT 1H74 C	VT 1F36 D	LM 1U49	VT 1D94 E	LM 1U49	VT 1H75 C	VT 1P07 J	VT 1F38 D	LM 1U51	VT 1P09 J	LM 1U53
London Euston (EUS) d	1833	1843	1846	1902	1907		1913	1933	1943	1946	2002		2013	2033	2043	2046	2110	2146
Watford Junction (WFJ) d													2028u				2125u	
Milton Keynes Central (MKC) d		1915u	1919						2015	2019			2049		2115	2119		2219
Northampton (NMP) d																		
Rugby (RUG) d			1942							2042			2111			2142	2204	2242
Nuneaton (NUN) d			1957c			1957c	2009a			2057c		2057c	2123			2157c	2216	2254
Atherstone (ATH) d						2003						2103				2203		2300
Polesworth (PSW) d																		
Tamworth (TAM) d				2009		2013						2111		2139		2211		2308
Lichfield Trent Valley (LTV) d				2016		2020						2118		2146		2218		2314
Rugeley Trent Valley (RGL) d						2027						2125				2225		2322
Stafford (STA) d	1950			2032		2037		2050			2124	2135	2148	2200		2235	2240	2338e
Crewe (CRE) a	2009	2023		2050	2043	2057		2109	2124		2142	2154	2206	2217	2224	2258	2259	0002

Operator Train ID Days of operation/Notes 1st Class/Reservations/Bus Catering facilities	VT 1F39 D	VT 1H01 C
London Euston (EUS) d	2200	2203
Watford Junction (WFJ) d		
Milton Keynes Central (MKC) d	2240	2245u
Northampton (NMP) d		
Rugby (RUG) d		2310
Nuneaton (NUN) d		2322a
Atherstone (ATH) d		
Polesworth (PSW) d		
Tamworth (TAM) d	2320s	
Lichfield Trent Valley (LTV) d	2327s	
Rugeley Trent Valley (RGL) d		
Stafford (STA) d	2341s	
Crewe (CRE) a	0009	

NOTES (see introductory pages for explanation of train operator codes and standard symbols)

- a Arrival time
- d Departure time
- s Stops to set down only
- u Stops to pick up only
- c Arrives 3 minutes earlier
- e Arrives 5 minutes earlier
- C To Manchester Piccadilly, see table 076
- D To Liverpool Lime Street, see table 076
- E To Holyhead, see table 077
- G To Blackpool North, see table 065
- H To Wrexham General, see table 077
- J To Preston, see table 065
- FO Fridays only
- FX Not Fridays

London, Milton Keynes and Rugby to Nuneaton, Tamworth, Lichfield, Stafford and Crewe

Saturdays

Operator Train ID Days of operation/Notes 1st Class/Reservations/Bus Catering facilities	VT 1S34 A	LM 2U19	LM 2U21	VT 1S37 B	VT 1H61 C	VT 1F11 D	LM 1U23	VT 1H04 C	VT 1H62 C	VT 1F12 D	LM 1U25	VT 1H07 C	VT 1H63 C	VT 1F14 D	LM 1U27	VT 1D83 E	LM 1U27	VT 1H10 C
London Euston (EUS)				0603	0629	0633	0643	0713	0733	0743	0746	0813	0833	0843	0846	0902		0913
Waford Junction (WFJ) d				0618u														
Milton Keynes Central (MKC) d				0638	0700	0705	0716			0815	0819			0915	0919			
Northampton (NMP) d		0514	0602															
Rugby (RUG) d		0543	0625	0701			0739				0842				0942			
Nuneaton (NUN) d		0555	0637				0754	0808a			0857e	0909a			0957e			0957e
Atherstone (ATH) d		0601	0643				0800				0903							1003
Polesworth (PSW) d			0648															
Tamworth (TAM) d		0610	0653			0744	0808				0911							1011
Lichfield Trent Valley (LTV) d		0616	0659			0750	0814				0918							1018
Rugeley Trent Valley (RGL) d		0624	0708				0821				0925							1025
Stafford (STA) d	0538	0633	0720	0732	0750	0806	0835c		0850		0935		0950			1024		1035
Crewe (CRE)	0555	0654	0739	0751	0808	0824	0854		0908	0923	0954		1008	1023		1042		1054

Operator Train ID Days of operation/Notes 1st Class/Reservations/Bus Catering facilities	VT 1H64 C	VT 1F16 D	LM 1U29	VT 1D84 E	LM 1U29	VT 1H13 C	VT 1H65 C	VT 1F18 D	LM 1U31	VT 1H16 C	VT 1H66 C	VT 1F20 D	LM 1U33	VT 1D86 F	LM 1U33	VT 1H19 C	VT 1H67 C	VT 1F22 D
London Euston (EUS)																		
Waford Junction (WFJ) d	0933	0943	0946	1002		1013	1033	1043	1046	1113	1133	1143	1146	1202		1213	1233	1243
Milton Keynes Central (MKC) d		1015	1019					1115	1119			1215	1219					1315
Northampton (NMP) d																		
Rugby (RUG) d			1042						1142				1242					
Nuneaton (NUN) d			1057e		1057e	1109a			1157e	1209a			1257e		1309a			
Atherstone (ATH) d					1103				1203									
Polesworth (PSW) d																		
Tamworth (TAM) d					1111				1211						1311			
Lichfield Trent Valley (LTV) d					1118				1218						1318			
Rugeley Trent Valley (RGL) d					1125				1225						1325			
Stafford (STA) d	1050			1124	1135		1150		1235		1250		1324	1335		1350		
Crewe (CRE)	1108	1123		1142	1154		1208	1223	1254		1308	1323	1342	1354		1408		1423








Operator Train ID Days of operation/Notes 1st Class/Reservations/Bus Catering facilities	LM 1U35	VT 1D87 E	LM 1U35	VT 1H22 C	VT 1H68 C	VT 1F24 D	LM 1U37	VT 1H25 C	VT 1H69 C	VT 1F26 D	LM 1U39	VT 1H28 C	VT 1H70 C	VT 1F28 D	LM 1U41	VT 1D90 E	LM 1U41	VT 1H31 C
London Euston (EUS)																		
Waford Junction (WFJ) d	1246	1302		1313	1333	1343	1346	1413	1433	1443	1446	1513	1533	1543	1546	1602		1613
Milton Keynes Central (MKC) d	1319					1415	1419			1515	1519			1615	1619			
Northampton (NMP) d																		
Rugby (RUG) d	1342						1442				1542				1642			
Nuneaton (NUN) d	1357e		1357e	1409a			1457e	1509a			1557e	1609a			1657e			1657e
Atherstone (ATH) d			1403				1503				1603							1703
Polesworth (PSW) d																		
Tamworth (TAM) d			1411				1511				1611							1711
Lichfield Trent Valley (LTV) d			1418				1518				1618							1718
Rugeley Trent Valley (RGL) d			1425				1525				1625							1725
Stafford (STA) d		1424	1435		1450		1535		1550		1635		1650			1724		1735
Crewe (CRE)	1442	1454		1508	1523	1554			1608	1624	1654		1708	1723		1742		1754





NOTES (see introductory pages for explanation of train operator codes and standard symbols)

- a Arrival time
- d Departure time
- u Stops to pick up only
- c Arrives 4 minutes earlier
- e Arrives 3 minutes earlier
- A From Wolverhampton to Glasgow Central, see table 065
- B To Glasgow Central, see table 065
- C To Manchester Piccadilly, see table 076
- D To Liverpool Lime Street, see table 076
- E To Holyhead, see table 077
- F To Chester, see table 077

London, Milton Keynes and Rugby to Nuneaton, Tamworth, Lichfield, Stafford and Crewe

Saturdays

Operator Train ID Days of operation/Notes 1st Class/Reservations/Bus Catering facilities	VT 1H71 C	VT 1F30 D	LM 1U43	VT 1D91 F	LM 1U43	VT 1H34 C	VT 1H72 C	VT 1F32 D	LM 1U45	VT 1D92 E	LM 1U45	VT 1H37 C	VT 1H73 C	VT 1F34 D	LM 1U47	VT 1J32 G	LM 1U47	VT 1H40 C	
London Euston (EUS)  d	1633	1643	1646	1702		1713	1733	1743	1746	1802		1813	1833	1843	1846	1902		1913	
Watford Junction (WFJ) d		1715	1719					1815	1819					1915	1919				
Milton Keynes Central (MKC) d																			
Northampton (NMP) d																			
Rugby (RUG) d			1742						1842									1942	
Nuneaton (NUN) d			1757e		1757e	1809a			1857e		1857e	1909a						1957e	2009a
Atherstone (ATH) d					1803						1903							2003	
Polesworth (PSW) d																			
Tamworth (TAM) d				1809	1813					1909	1913							2011	
Lichfield Trent Valley (LTV) d				1816	1820					1916	1920							2018	
Rugeley Trent Valley (RGL) d					1827						1927							2025	
Stafford (STA) d	1750			1832	1837		1850			1932	1937		1950			2024		2035	
Crewe (CRE)  a	1808	1823		1850	1856		1908	1923		1950	1957		2008	2023		2042		2054	

Operator Train ID Days of operation/Notes 1st Class/Reservations/Bus Catering facilities	VT 1P06 H	VT 1H74 C	VT 1F36 D	LM 1U49	VT 1F37 D	VT 1H42 C	VT 1P07 H	LM 1U51	VT 1H76 C	LM 1U51
London Euston (EUS)  d	1928	1931	1937	1940	2012	2018	2031	2035	2101	
Watford Junction (WFJ) d							2046u	2050		
Milton Keynes Central (MKC) d			2015	2024		2104		2122	2146	
Northampton (NMP) d										
Rugby (RUG) d				2048	2120			2146		
Nuneaton (NUN) d				2100		2135a		2157		2157
Atherstone (ATH) d				2106						2203
Polesworth (PSW) d										
Tamworth (TAM) d				2114			2155			2211
Lichfield Trent Valley (LTV) d				2120			2202			2217
Rugeley Trent Valley (RGL) d				2127						2224
Stafford (STA) d		2050		2139e	2152			2236	2241	
Crewe (CRE)  a	2101	2108	2123	2159	2209		2229		2259	2302

NOTES (see introductory pages for explanation of train operator codes and standard symbols)

- a Arrival time
- d Departure time
- u Stops to pick up only
- e Arrives 3 minutes earlier
- C To Manchester Piccadilly, see table 076
- D To Liverpool Lime Street, see table 076
- E To Holyhead, see table 077
- F To Chester, see table 077
- G To Wrexham General, see table 077
- H To Preston, see table 065

London, Milton Keynes and Rugby to Nuneaton, Tamworth, Lichfield, Stafford and Crewe

Sundays

Operator Train ID Days of operation/Notes 1st Class/Reservations/Bus Catering facilities	LM 2U27	VT 1H63 A [R] [R] [X]	VT 1H07 A [R] [R] [X]	VT 1F13 B [R] [R] [X]	LM 2U27	VT 1S37 C [R] [R] [X]	LM 2U29	VT 1H10 A [R] [R] [X]	VT 1F15 B [R] [R] [X]	VT 1S52 C [R] [R] [X]	LM 2U29	LM 2U31	VT 1H13 A [R] [R] [X]	VT 1F17 B [R] [R] [X]	LM 2U31	VT 1S58 C [R] [R] [X]	LM 2U33	VT 1H16 A [R] [R] [X]
London Euston (EUS) d	0751	0807	0816	0820		0847	0856	0916	0919	0946		0956	1016	1019		1046	1052	1116
Waford Junction (WFJ) d	0807	0822u		0836u			0911		0936u			1012		1036u			1114	
Milton Keynes Central (MKC) d	0852	0857	0901	0908		0934	0956	1002	1008	1035		1057	1104	1109		1134	1159	1203
Northampton (NMP) d	0927						1028					1129					1221	
Rugby (RUG) d	0951					1010u	1051					1051	1152		1145	1152	1209	1244
Nuneaton (NUN) d			0945a			1005		1047a				1104		1148a		1205		1232a
Atherstone (ATH) d						1011						1110				1211		
Polesworth (PSW) d																		
Tamworth (TAM) d				1001	1019				1101							1219		
Lichfield Trent Valley (LTV) d				1008	1025				1108							1225		
Rugeley Trent Valley (RGL) d					1032											1232		
Stafford (STA) d				1024	1046				1124					1221	1244			
Crewe (CRE) a		1018		1042	1105	1057			1142	1157	1205			1239	1303	1254		

Operator Train ID Days of operation/Notes 1st Class/Reservations/Bus Catering facilities	VT 1F19 B [R] [R] [X]	LM 2U33	VT 1H19 A [R] [R] [X]	VT 1H67 A [R] [R] [X]	VT 1F22 B [R] [R] [X]	LM 1U35	VT 1D87 D [R] [R] [X]	LM 1U35	VT 1H22 A [R] [R] [X]	VT 1H68 A [R] [R] [X]	VT 1F24 B [R] [R] [X]	LM 1U37	VT 1D88 E [R] [R] [X]	LM 1U37	VT 1H25 A [R] [R] [X]	VT 1H69 A [R] [R] [X]	VT 1F26 B [R] [R] [X]	LM 1U39
London Euston (EUS) d	1119		1208	1232	1242	1245	1302		1312	1332	1342	1345	1401		1412	1432	1442	1445
Waford Junction (WFJ) d	1136u																	
Milton Keynes Central (MKC) d	1210		1240		1315	1319					1415	1419					1515	1519
Northampton (NMP) d																		
Rugby (RUG) d	1233	1244				1342						1442						1542
Nuneaton (NUN) d		1256	1309a			1357c		1357c	1409a			1457c		1457c	1509a			1557c
Atherstone (ATH) d		1302						1403						1503				
Polesworth (PSW) d																		
Tamworth (TAM) d		1310						1411						1511				
Lichfield Trent Valley (LTV) d		1317						1418						1518				
Rugeley Trent Valley (RGL) d		1324						1425						1525				
Stafford (STA) d	1306	1334		1350			1424	1436		1450			1524	1536		1550		
Crewe (CRE) a	1324	1353		1409	1423		1442	1458		1509	1523		1542	1558		1609	1623	






Operator Train ID Days of operation/Notes 1st Class/Reservations/Bus Catering facilities	VT 1P94 F [R] [R] [X]	LM 1U39	VT 1H28 A [R] [R] [X]	VT 1H70 A [R] [R] [X]	VT 1F28 B [R] [R] [X]	LM 1U41	VT 1D90 E [R] [R] [X]	LM 1U41	VT 1H31 A [R] [R] [X]	VT 1H71 A [R] [R] [X]	VT 1F30 B [R] [R] [X]	LM 1U43	VT 1J32 G [R] [R] [X]	LM 1U43	VT 1H34 A [R] [R] [X]	VT 1H72 A [R] [R] [X]	VT 1F32 B [R] [R] [X]	LM 1U45
London Euston (EUS) d	1501		1512	1532	1542	1545	1601		1612	1632	1642	1645	1701		1712	1732	1742	1745
Waford Junction (WFJ) d																		
Milton Keynes Central (MKC) d					1615	1619					1715	1719					1815	1819
Northampton (NMP) d																		
Rugby (RUG) d						1642						1742						1842
Nuneaton (NUN) d		1557c	1609a			1657c		1657c	1709a			1757c		1757c	1809a			1857c
Atherstone (ATH) d		1603						1703						1803				
Polesworth (PSW) d																		
Tamworth (TAM) d		1611						1711						1811				
Lichfield Trent Valley (LTV) d		1618						1718						1818				
Rugeley Trent Valley (RGL) d		1625						1725						1825				
Stafford (STA) d	1624	1636		1650			1724	1735		1750			1824	1835		1850		
Crewe (CRE) a	1642	1658		1708	1723		1742	1754		1808	1823		1842	1854		1908	1923	



NOTES (see introductory pages for explanation of train operator codes and standard symbols)

- a Arrival time
- d Departure time
- u Stops to pick up only
- c Arrives 3 minutes earlier
- A To Manchester Piccadilly, see table 076
- B To Liverpool Lime Street, see table 076
- C To Glasgow Central, see table 065
- D To Holyhead, see table 077
- E To Chester, see table 077
- F To Blackpool North, see table 065
- G To Wrexham General/Holyhead, see table 077

London, Milton Keynes and Rugby to Nuneaton, Tamworth, Lichfield, Stafford and Crewe

Sundays

Operator Train ID Days of operation/Notes 1st Class/Reservations/Bus Catering facilities	VT 1D92 D 1R	LM 1U45	VT 1H36 A 1R	VT 1H73 A 1R	VT 1F34 B 1R	LM 1U47	VT 1D93 D 1R	LM 1U47	VT 1H39 A 1R	VT 1H74 A 1R	VT 1F36 B 1R	LM 1U49	VT 1H42 A 1R	VT 1P05 H 1R	VT 1H75 A 1R	VT 1F38 B 1R	VT 1P06 H 1R	VT 1F39 B 1R
London Euston (EUS)  d	1801		1812	1832	1842	1845	1901		1912	1932	1942	1945	2012	2028	2031	2039	2053	2121
Watford Junction (WFJ) d																		
Milton Keynes Central (MKC) d					1915	1919					2015	2019				2124	2139	
Northampton (NMP) d																		
Rugby (RUG) d						1942						2042						2203
Nuneaton (NUN) d		1857c	1909a			1957c		1957c	2009a			2057c	2109a					2259
Atherstone (ATH) d		1903						2003				2103						
Polesworth (PSW) d																		
Tamworth (TAM) d		1911						2011				2111					2203	
Lichfield Trent Valley (LTV) d		1918						2018				2118					2210	
Rugeley Trent Valley (RGL) d		1925						2025				2125						
Stafford (STA) d	1924	1935		1950			2024	2035		2050		2135			2150	2225		2325
Crewe (CRE)  a	1942	1954		2008	2023		2042	2054		2108	2123	2154		2201	2208	2243	2248	2345

Operator Train ID Days of operation/Notes 1st Class/Reservations/Bus Catering facilities	VT 1H77 A 1R
London Euston (EUS)  d	2149
Watford Junction (WFJ) d	2208u
Milton Keynes Central (MKC) d	2242
Northampton (NMP) d	
Rugby (RUG) d	2318
Nuneaton (NUN) d	2329
Atherstone (ATH) d	
Polesworth (PSW) d	
Tamworth (TAM) d	
Lichfield Trent Valley (LTV) d	
Rugeley Trent Valley (RGL) d	
Stafford (STA) d	2352s
Crewe (CRE)  a	0015

NOTES (see introductory pages for explanation of train operator codes and standard symbols)

- a Arrival time
- d Departure time
- s Stops to set down only
- u Stops to pick up only
- c Arrives 3 minutes earlier
- A To Manchester Piccadilly, see table 076
- B To Liverpool Lime Street, see table 076
- D To Holyhead, see table 077
- H To Preston, see table 065

Crewe and Stafford to Lichfield, Tamworth, Nuneaton, Rugby, Milton Keynes and London

Mondays to Fridays

Operator Train ID Days of operation/Notes 1st Class/Reservations/Bus Catering facilities	LM 1U00	VT 1R03 A [R] [X]	LM 1U02	VT 1R06 B [R] [X]	VT 1R08 C [R] [X]	LM 1U02	VT 1R10 A [R] [X]	VT 1R12 B [R] [X]	VT 1R14 D [R] [X]	VT 1R16 A [R] [X]	LM 1U20	VT 1R21 A [R] [X]	LM 1U20	VT 1R25 E [R] [X]	VT 1R27 A [R] [X]	LM 1U22	VT 1A10 B [R] [X]	VT 1A11 A [R] [X]
Crewe (CRE) 10 d	0510	0537	0545	0603			0632		0655		0713	0732		0755		0813	0823	0832
Stafford (STA) d	0533	0556	0609c	0622				0654	0714		0732	0752		0814		0832	0832	0852
Rugeley Trent Valley (RGL) d			0620								0742					0842		
Lichfield Trent Valley (LTV) d	0549		0628		0642			0710			0749					0849		
Tamworth (TAM) d	0556		0635		0649			0718			0756					0856		
Atherstone (ATH) d	0604		0643			←					0804		←			0904		
Nuneaton (NUN) d	0612	0620	0650			0650	0711			0743	0811		0811		0843	0911		
Rugby (RUG) a	0625	0632	→	0652		0706		0737			→		0826			→		
Northampton (NMP) a																		
Milton Keynes Central (MKC) a	0648	0652		0713	0725	0730							0849				0926	
Watford Junction (WFJ) a																		
London Euston (EUS) 15 a	0724	0727		0753	0800	0806	0812	0827	0835	0842		0909	0925	0935	0941		1003	1009

Operator Train ID Days of operation/Notes 1st Class/Reservations/Bus Catering facilities	LM 1U22	VT 1A14 F [R] [X]	VT 1A15 A [R] [X]	LM 1U24	VT 1A16 B [R] [X]	VT 1A17 A [R] [X]	LM 1U24	VT 1A19 G [R] [X]	VT 1A21 A [R] [X]	LM 1U26	VT 1A22 B [R] [X]	VT 1A23 A [R] [X]	LM 1U26	VT 1A26 F [R] [X]	VT 1A27 A [R] [X]	LM 1U28	VT 1A28 B [R] [X]	VT 1A29 A [R] [X]
Crewe (CRE) 10 d		0855		0913	0923	0932		0943		1013	1023	1032		1055		1113	1123	1132
Stafford (STA) d		0914		0932		0952				1032		1052		1114		1132		1152
Rugeley Trent Valley (RGL) d				0942						1042						1142		
Lichfield Trent Valley (LTV) d				0949				1015		1049						1149		
Tamworth (TAM) d				0956				1022		1056						1156		
Atherstone (ATH) d	←			1004			←			1104			←			1204		
Nuneaton (NUN) d	0911		0943	1011			1011		1043	1111			1111		1143	1211		
Rugby (RUG) a	0926			→			1026			→			1126			→		
Northampton (NMP) a																		
Milton Keynes Central (MKC) a	0948				1026		1048				1126		1148				1226	
Watford Junction (WFJ) a																		
London Euston (EUS) 15 a	1024	1035	1041		1103	1109	1124	1131	1141		1204	1210	1224	1235	1241		1303	1309

Operator Train ID Days of operation/Notes 1st Class/Reservations/Bus Catering facilities	LM 1U28	VT 1A33 A [R] [X]	LM 1U30	VT 1A34 B [R] [X]	VT 1A35 A [R] [X]	LM 1U30	VT 1A38 G [R] [X]	VT 1A39 A [R] [X]	LM 1U32	VT 1A40 B [R] [X]	VT 1A41 A [R] [X]	LM 1U32	VT 1A45 A [R] [X]	LM 1U34	VT 1A46 B [R] [X]	VT 1A47 A [R] [X]	LM 1U34	VT 1A50 F [R] [X]
Crewe (CRE) 10 d			1213	1223	1232		1255		1313	1323	1332			1413	1423	1432		1455
Stafford (STA) d			1232		1252		1314		1332		1352			1432		1452		1514
Rugeley Trent Valley (RGL) d			1242						1342					1442				
Lichfield Trent Valley (LTV) d			1249						1349					1449				
Tamworth (TAM) d			1256						1356					1456				
Atherstone (ATH) d	←		1304			←			1404			←		1504			←	
Nuneaton (NUN) d	1211	1243	1311			1311		1343	1411			1411	1443	1511			1511	
Rugby (RUG) a	1226		→			1326			→			1426		→			1526	
Northampton (NMP) a																		
Milton Keynes Central (MKC) a	1248			1326		1348			1426		1448				1526		1548	
Watford Junction (WFJ) a																		
London Euston (EUS) 15 a	1324	1341		1403	1409	1424	1437	1441		1503	1509	1524	1541		1603	1609	1624	1635

NOTES (see introductory pages for explanation of train operator codes and standard symbols)

- a Arrival time
- d Departure time
- c Arrives 4 minutes earlier
- A From Manchester Piccadilly, see table 076
- B From Liverpool Lime Street, see table 076
- C From Lancaster, see table 065
- D From Blackpool North, see table 065
- E From Holyhead/Wrexham General, see table 077
- F From Holyhead, see table 077
- G From Chester, see table 077

Crewe and Stafford to Lichfield, Tamworth, Nuneaton, Rugby, Milton Keynes and London

Mondays to Fridays

Operator	VT	LM	VT	VT	LM	VT	VT	LM	VT	VT	LM	VT	VT	LM	VT	VT	LM	VT	
Train ID	1A51	1U36	1A52	1A53	1U36	1A56	1A57	1U38	1A58	1A59	1U38	1A62	1A63	1U40	1A64	1A65	1U40	1A68	
Days of operation/Notes	A		B	A		G	A		B	A		F	A		B	A		G	
1st Class/Reservations/Bus	1R		1R	1R		1R	1R		1R	1R		1R	1R		1R	1R		1R	
Catering facilities	⊗		⊗	⊗		⊗	⊗		⊗	⊗		⊗	⊗		⊗	⊗		⊗	
Crewe (CRE)	10 d		1513	1523	1532		1555		1613	1623	1632	1655		1713	1723	1732		1755	
Stafford (STA)	d		1532		1552		1614		1632	1652		1714		1732		1752		1814	
Rugeley Trent Valley (RGL)	d		1542						1642					1742					
Lichfield Trent Valley (LTV)	d		1549						1649					1749					
Tamworth (TAM)	d		1556						1656					1756					
Atherstone (ATH)	d		1604			←			1704			←		1804				←	
Nuneaton (NUN)	d	1543	1611			1611		1643	1711			1711		1744	1811			1811	
Rugby (RUG)	a		←			1626			←			1726		←				1826	
Northampton (NMP)	a																		
Milton Keynes Central (MKC)	a			1626		1648				1726		1748				1826		1848	
Watford Junction (WFJ)	a																		
London Euston (EUS)	⊕ 15 a	1641		1703	1709	1724	1735	1741		1803	1810	1824	1835	1842		1903	1909	1924	1935

Operator	VT	LM	VT	VT	LM	VT	LM	VT	VT	LM	VT	LM	VT	VT	LM	VT	VT	LM
Train ID	1A69	1U42	1A70	1A71	1U42	1A74	1U44	1A75	1A76	1U44	1A77	1U46	1A79	1A80	1U46	1M18	1A81	1N90
Days of operation/Notes	A		B	A		A		B	A		A		B	A		H	A	
1st Class/Reservations/Bus	1R		1R	1R		1R		1R	1R		1R		1R	1R		1R	1R	
Catering facilities	⊗		⊗	⊗		⊗		⊗	⊗		⊗		⊗	⊗		⊗	⊗	
Crewe (CRE)	10 d		1813	1823	1832			1913	1923	1932			2013	2023	2032		2046	2113
Stafford (STA)	d		1832		1852			1932	1952				2032	2052				2132
Rugeley Trent Valley (RGL)	d		1842					1942					2042					2142
Lichfield Trent Valley (LTV)	d		1849					1949					2049					2149
Tamworth (TAM)	d		1856					1956					2056					2156
Atherstone (ATH)	d		1904			←		2004			←		2104			←		2204
Nuneaton (NUN)	d	1843	1911			1911	1943	2011			2011	2027	2111			2111		2128
Rugby (RUG)	a		←			1926		←			2028	2039	←			2126	2131	2226
Northampton (NMP)	a																	2249
Milton Keynes Central (MKC)	a			1926		1948			2026		2052	2059		2126		2148	2152	2157
Watford Junction (WFJ)	a								2056s					2157s				
London Euston (EUS)	⊕ 15 a	1941		2003	2009	2024	2041		2103	2113	2128	2133		2205	2214	2224	2227	2231

Operator	VT	VT	LM
Train ID	1A82	1A83	1N92
Days of operation/Notes	B	A	
1st Class/Reservations/Bus	1R	1R	
Catering facilities	⊗	⊗	
Crewe (CRE)	10 d		2213
Stafford (STA)	d		2232
Rugeley Trent Valley (RGL)	d		2242
Lichfield Trent Valley (LTV)	d	2217	2249
Tamworth (TAM)	d	2224	2256
Atherstone (ATH)	d		2304
Nuneaton (NUN)	d	2221	2311
Rugby (RUG)	a	2232	2328
Northampton (NMP)	a		
Milton Keynes Central (MKC)	a	2256	2301
Watford Junction (WFJ)	a	2331s	2336s
London Euston (EUS)	⊕ 15 a	2356	2359

NOTES (see introductory pages for explanation of train operator codes and standard symbols)

- a Arrival time
- d Departure time
- s Stops to set down only
- A From Manchester Piccadilly, see table 076
- B From Liverpool Lime Street, see table 076
- F From Holyhead, see table 077
- G From Chester, see table 077
- H From Glasgow Central, see table 065

Crewe and Stafford to Lichfield, Tamworth, Nuneaton, Rugby, Milton Keynes and London

Saturdays

Operator Train ID Days of operation/Notes 1st Class/Reservations/Bus Catering facilities	LM 1U00	VT 1A04 A [R] [R] [X]	LM 1U00	VT 1A05 B [R] [R] [X]	VT 1A06 C [R] [R] [X]	LM 1U02	VT 1A07 A [R] [R] [X]	LM 1U02	VT 1A09 B [R] [R] [X]	VT 1A10 D [R] [R] [X]	VT 1A11 A [R] [R] [X]	LM 1U20	VT 1A12 B [R] [R] [X]	VT 1A13 A [R] [R] [X]	LM 1U20	VT 1A16 E [R] [R] [X]	VT 1A17 A [R] [R] [X]	LM 1U22
Crewe (CRE) 10 d	0525	0537		0603		0606	0632			0655		0713	0723	0732		0755		0813
Stafford (STA) d	0544	0556		0622		0632c			0654	0714		0732		0752		0814		0832
Rugeley Trent Valley (RGL) d	0554					0642	0649					0742						0842
Lichfield Trent Valley (LTV) d	0602					0642	0649		0710			0749						0849
Tamworth (TAM) d	0608					0649	0656		0718			0756						0856
Atherstone (ATH) d	0617		0617			0704						0804						0904
Nuneaton (NUN) d		0620	0624			0711	0711	0711			0743	0811			0811		0843	0911
Rugby (RUG) a		0632	0640	0652				0726	0737						0826			
Northampton (NMP) a																		
Milton Keynes Central (MKC) a		0652	0702	0713	0725			0750					0826		0848			
Watford Junction (WFJ) a							0756s											
London Euston (EUS) 15 a		0727	0738	0753	0800		0813	0827	0831	0835	0844		0903	0909	0924	0935	0941	

Operator Train ID Days of operation/Notes 1st Class/Reservations/Bus Catering facilities	VT 1A18 B [R] [R] [X]	VT 1A19 A [R] [R] [X]	LM 1U22	VT 1A23 A [R] [R] [X]	LM 1U24	VT 1A24 B [R] [R] [X]	VT 1A25 A [R] [R] [X]	LM 1U24	VT 1A28 F [R] [R] [X]	VT 1A29 A [R] [R] [X]	LM 1U26	VT 1A30 B [R] [R] [X]	VT 1A31 A [R] [R] [X]	LM 1U26	VT 1A34 F [R] [R] [X]	VT 1A35 A [R] [R] [X]	LM 1U28	VT 1A36 B [R] [R] [X]
Crewe (CRE) 10 d	0823	0832			0913	0923	0932		0955		1013	1023	1032		1055		1113	1123
Stafford (STA) d		0852			0932		0952		1014		1032		1052		1114		1132	
Rugeley Trent Valley (RGL) d					0942						1042						1142	
Lichfield Trent Valley (LTV) d					0949						1049						1149	
Tamworth (TAM) d					0956						1056						1156	
Atherstone (ATH) d					1004						1104						1204	
Nuneaton (NUN) d			0911	0943	1011			1011		1043	1111		1111		1143		1211	
Rugby (RUG) a			0926					1026					1126					
Northampton (NMP) a																		
Milton Keynes Central (MKC) a	0926		0948			1026		1048				1126		1148				1226
Watford Junction (WFJ) a																		
London Euston (EUS) 15 a	1003	1009	1024	1041		1103	1109	1124	1135	1141		1203	1209	1224	1235	1241		1303

Operator Train ID Days of operation/Notes 1st Class/Reservations/Bus Catering facilities	VT 1A37 A [R] [R] [X]	LM 1U28	VT 1A41 A [R] [R] [X]	LM 1U30	VT 1A42 B [R] [R] [X]	VT 1A43 A [R] [R] [X]	LM 1U30	VT 1A46 D [R] [R] [X]	VT 1A47 A [R] [R] [X]	LM 1U32	VT 1A48 B [R] [R] [X]	VT 1A49 A [R] [R] [X]	LM 1U32	VT 1A53 A [R] [R] [X]	LM 1U34	VT 1A54 B [R] [R] [X]	VT 1A55 A [R] [R] [X]	LM 1U34
Crewe (CRE) 10 d	1132			1213	1223	1232		1255		1313	1323	1332			1413	1423	1432	
Stafford (STA) d	1152			1232		1252		1314		1332		1352			1432		1452	
Rugeley Trent Valley (RGL) d				1242						1342					1442			
Lichfield Trent Valley (LTV) d				1249						1349					1449			
Tamworth (TAM) d				1256						1356					1456			
Atherstone (ATH) d				1304						1404					1504			
Nuneaton (NUN) d		1211	1243	1311			1311		1343	1411			1411	1443	1511			1511
Rugby (RUG) a		1226					1326						1426					1526
Northampton (NMP) a																		
Milton Keynes Central (MKC) a		1248			1326		1348				1426		1448			1526		1548
Watford Junction (WFJ) a																		
London Euston (EUS) 15 a	1309	1324	1341		1403	1409	1424	1435	1441		1503	1509	1524	1541		1603	1609	1624

NOTES (see introductory pages for explanation of train operator codes and standard symbols)

- a Arrival time
- d Departure time
- s Stops to set down only
- c Arrives 7 minutes earlier
- A From Manchester Piccadilly, see table 076
- B From Liverpool Lime Street, see table 076
- C From Lancaster, see table 065
- D From Chester, see table 077
- E From Holyhead/Wrexham General, see table 077
- F From Holyhead, see table 077

Crewe and Stafford to Lichfield, Tamworth, Nuneaton, Rugby, Milton Keynes and London

Saturdays

Operator Train ID	VT 1A58	VT 1A59	LM 1U36	VT 1A60	VT 1A61	LM 1U36	VT 1A64	VT 1A65	LM 1U38	VT 1A66	VT 1A67	LM 1U38	VT 1A70	VT 1A71	LM 1U40	VT 1A72	VT 1A73	LM 1U40	
Days of operation/Notes 1st Class/Reservations/Bus Catering facilities	D 1R	A 1R		B 1R	A 1R		F 1R	A 1R		B 1R	A 1R		F 1R	A 1R		B 1R	A 1R		
Crewe (CRE)	10 d	1455		1513	1523	1532	1555		1613	1623	1632		1655		1713	1723	1732		
Stafford (STA)	d	1514		1532	1552		1614		1632		1652		1714		1732		1752		
Rugeley Trent Valley (RGL)	d			1542					1642						1742				
Lichfield Trent Valley (LTV)	d			1549					1649						1749				
Tamworth (TAM)	d			1556					1656						1756				
Atherstone (ATH)	d			1604					1704						1804				
Nuneaton (NUN)	d		1543	1611			1611	1643	1711			1711		1743	1811			1811	
Rugby (RUG)	a						1626					1726						1826	
Northampton (NMP)	a																		
Milton Keynes Central (MKC)	a			1626			1648			1726			1748					1826	
Watford Junction (WFJ)	a																		
London Euston (EUS)	15 a	1635	1641		1703	1709	1724	1735	1741		1803	1809	1824	1835	1841		1903	1909	1924

Operator Train ID	VT 1A76	LM 1U42	VT 1A77	VT 1A78	LM 1U42	VT 1A80	LM 1N44	VT 1A81	VT 1A82	VT 1A83	LM 1U46	VT 1A84	LM 1U46	VT 1M18	VT 1A85	
Days of operation/Notes 1st Class/Reservations/Bus Catering facilities	A 1R		B 1R	A 1R		A 1R		B 1R	A 1R	A 1R		B 1R		G 1R	A 1R	
Crewe (CRE)	10 d		1813	1823	1832			1913	1923	1932		2013	2023		2044	
Stafford (STA)	d		1832		1852			1932		1952		2032			2103	
Rugeley Trent Valley (RGL)	d		1842					1942				2042				
Lichfield Trent Valley (LTV)	d		1849					1949				2049			2117	
Tamworth (TAM)	d		1856					1956				2056			2123	
Atherstone (ATH)	d		1904					2004				2104				
Nuneaton (NUN)	d	1843	1911			1911	1943	2011			2026	2111		2111		
Rugby (RUG)	a					1926		2026			2037		2126	2133		
Northampton (NMP)	a							2048								
Milton Keynes Central (MKC)	a		1926		1948			2030	2040	2100		2130	2150	2156	2201	
Watford Junction (WFJ)	a			2002s	2019				2115s	2128s			2224	2231s	2236s	
London Euston (EUS)	15 a	1941		2003	2025	2039	2058		2127	2133	2152		2225	2244	2255	2258

NOTES (see introductory pages for explanation of train operator codes and standard symbols)

- a Arrival time
- d Departure time
- s Stops to set down only
- A From Manchester Piccadilly, see table 076
- B From Liverpool Lime Street, see table 076
- D From Chester, see table 077
- F From Holyhead, see table 077
- G From Glasgow Central, see table 065

Crewe and Stafford to Lichfield, Tamworth, Nuneaton, Rugby, Milton Keynes and London

Sundays

Operator Train ID Days of operation/Notes 1st Class/Reservations/Bus Catering facilities	VT 1A09 A	VT 1A10 B	VT 1A11 A	VT 1A12 B	VT 1A13 C	LM 1U09	VT 1A15 B	VT 1A16 D	LM 1U09	VT 1A17 C	VT 1A18 A	VT 1A19 A	LM 1U28	VT 1A20 B	VT 1A21 C	LM 1U28	VT 1A23 E	LM 1U30		
Crewe (CRE)	10 d	0841	0849		0915	0943	0952	1015	1037		1046	1056		1113	1123	1142		1151	1213	
Stafford (STA)	d	0900			0934		1017c	1034	1056					1132				1210	1232	
Rugeley Trent Valley (RGL)	d						1029							1142					1242	
Lichfield Trent Valley (LTV)	d			0924			1036							1149					1249	
Tamworth (TAM)	d						1043							1156					1256	
Atherstone (ATH)	d						1051			←				1204			←		1304	
Nuneaton (NUN)	d		0929				1058			1058			1149	1211			1211		1311	
Rugby (RUG)	a					1030	←			1115	1134		1203	←					←	
Northampton (NMP)	a									1138										
Milton Keynes Central (MKC)	a	1008			1043	1105				1156	1209	1216	1224			1228		1248	1259	
Watford Junction (WFJ)	a	1036s	1041s		1115s	1143s				1227										
London Euston (EUS)	15 a	1059	1104	1110	1140	1209				1227	1237	1242	1246	1254	1301		1306	1319	1325	1336

Operator Train ID Days of operation/Notes 1st Class/Reservations/Bus Catering facilities	VT 1A25 B	VT 1A26 A	LM 1U30	VT 1A28 F	VT 1A29 A	LM 1U32	VT 1A30 B	VT 1A31 A	LM 1U32	VT 1A33 D	VT 1A34 A	LM 1U34	VT 1A35 B	VT 1A36 A	LM 1U34	VT 1A39 E	VT 1A40 A	LM 1U36	
Crewe (CRE)	10 d	1223	1232		1255		1313	1323	1332		1355		1413	1423	1432		1455		1513
Stafford (STA)	d		1252		1314		1332	1352	1414				1432	1452	1514				1532
Rugeley Trent Valley (RGL)	d						1342						1442						1542
Lichfield Trent Valley (LTV)	d						1349						1449						1549
Tamworth (TAM)	d						1356						1456						1556
Atherstone (ATH)	d			←			1404			←			1504						1604
Nuneaton (NUN)	d			1311	1343	1411			1411		1443	1511			1511		1543		1611
Rugby (RUG)	a		1326			←			1426			←			1526				←
Northampton (NMP)	a																		
Milton Keynes Central (MKC)	a	1326		1348				1426	1448				1526		1548				
Watford Junction (WFJ)	a																		
London Euston (EUS)	15 a	1404	1410	1425	1436	1442		1504	1510	1525	1536	1542		1604	1610	1625	1636	1642	

Operator Train ID Days of operation/Notes 1st Class/Reservations/Bus Catering facilities	VT 1A41 B	VT 1A42 A	LM 1U36	VT 1A45 E	VT 1A46 A	LM 1U38	VT 1A47 B	VT 1A48 A	LM 1U38	VT 1A51 D	VT 1A52 A	LM 1U40	VT 1A53 B	VT 1A54 A	LM 1U40	VT 1A58 A	LM 1U42	VT 1A59 B	
Crewe (CRE)	10 d	1523	1532		1555		1613	1623	1632		1655		1713	1723	1732			1813	1823
Stafford (STA)	d		1552		1614		1632	1652	1714				1732	1752	1814			1832	
Rugeley Trent Valley (RGL)	d						1642						1742					1842	
Lichfield Trent Valley (LTV)	d						1649						1749					1849	
Tamworth (TAM)	d						1656						1756					1856	
Atherstone (ATH)	d			←			1704			←			1804				←	1904	
Nuneaton (NUN)	d			1611	1643	1711			1711		1743	1811			1811	1843		1911	
Rugby (RUG)	a		1626			←			1726			←			1826			←	
Northampton (NMP)	a																		
Milton Keynes Central (MKC)	a	1626		1648				1726	1748				1826		1848				1926
Watford Junction (WFJ)	a																		
London Euston (EUS)	15 a	1704	1710	1725	1736	1742		1804	1810	1825	1836	1842		1904	1910	1925	1942		2004

NOTES (see introductory pages for explanation of train operator codes and standard symbols)

- a Arrival time
- d Departure time
- s Stops to set down only
- c Arrives 7 minutes earlier
- A From Manchester Piccadilly, see table 076
- B From Liverpool Lime Street, see table 076
- C From Preston, see table 065
- D From Chester, see table 077
- E From Holyhead, see table 077
- F From Wrexham General, see table 077

Crewe and Stafford to Lichfield, Tamworth, Nuneaton, Rugby, Milton Keynes and London

Sundays

Operator	VT	LM	VT	LM	VT	VT	LM	VT	LM	VT	VT	LM	LM	VT
Train ID	1A60	1U42	1A63	2U44	1A64	1A65	2U44	1A68	2U46	1A69	1M18	2U46	2N48	1A72
Days of operation/Notes	A		A		B	A		A		B	G			B
1st Class/Reservations/Bus	1R		1R		1R	1R		1R		1R	1R			1R
Catering facilities	☒		☒		☒	☒		☒		☒	☒			☒
Crewe (CRE)	10 d	1832		1913	1923	1932			2013	2023	2049		2113	2123
Stafford (STA)	d	1852		1932		1952			2034e	2043			2131	2142
Rugeley Trent Valley (RGL)	d			1942					2044				2141	
Lichfield Trent Valley (LTV)	d			1949					2051				2148	2200
Tamworth (TAM)	d			1956					2058				2155	2207
Atherstone (ATH)	d		←	2004			←		2106			←	2203	
Nuneaton (NUN)	d		1911	1943	2011			2011	2043	2114			2114	2210
Rugby (RUG)	a		1926					2026		←			2129	2225
Northampton (NMP)	a							2047					2152	2247
Milton Keynes Central (MKC)	a		1948			2026		2102			2135	2152	2210	2305
Watford Junction (WFJ)	a										2210s	2229s	2253	2336s
London Euston (EUS)	15 a	2010	2025	2042		2104	2114	2153	2201		2237	2252	2316	2355

NOTES (see introductory pages for explanation of train operator codes and standard symbols)

- a Arrival time
- d Departure time
- s Stops to set down only
- e Arrives 3 minutes earlier
- A From Manchester Piccadilly, see table 076
- B From Liverpool Lime Street, see table 076
- G From Glasgow Central, see table 065