











London to Wimbledon and Sutton via Streatham and Tulse Hill

**Mondays to Fridays until 2 September**



































Operator Train ID Days of operation/Notes	TL	TL	SN	SN	TL	TL	SN	TL	SN	TL	SN	SN	SN	TL	SN	TL	SN	SN
	9V83 MX A	9V85 MX B	2J01 MX C	2I92 D	9V11 B	9O11 E	2I02 D	9V13 B	2H03 F	9O13 G	1I04 J	2I04 D	2J05 H	9V15 B	2H05 F	9O15 B	1I06 K	2I06 D
London Victoria (VIC)  10 d				0541			0611				0625	0641					0655	0711
Clapham Junction (CLJ) 10 d				0548			0618				0632	0648					0702	0718
Balham (BAL)  4 d				0553			0623					0653						0723
St Pancras International (STP)  15 d					0512	0527		0542		0557				0612		0627		
Farringdon (ZFD)  3 d					0517	0532		0547		0602				0617		0632		
City Thameslink (CTK) 3 d					0519	0534		0549		0604				0619		0634		
London Blackfriars (BFR)  3 d					0521	0536		0551		0606				0621		0636		
Elephant & Castle (EPH)  d					0525	0540		0555		0610				0625		0640		
Loughborough Jn (LGJ) d		0002			0530	0545		0600		0615				0630		0645		
Herne Hill (HNN) 4 d		0006			0535	0550		0605		0620				0635		0650		
London Bridge (LBG)  4 d								0601					0614		0631			
South Bermondsey (SBM) d								0605					0619		0635			
Queens Rd Peckham (QRP) d			0002					0608					0622		0638			
Peckham Rye (PMR) 4 d			0006					0611					0625		0641			
East Dulwich (EDW) d			0009					0614					0628		0644			
North Dulwich (NDL) d			0011					0617					0630		0647			
Tulse Hill (TUH) 4 a		0010	0018		0539	0554		0609	0620	0624			0634	0639	0650	0654		
Tulse Hill (TUH) 4 d		0011	0018		0540	0556		0610		0626			0634	0640		0656		
Streatham (STE) 4 d		0014	0022a		0544	0600		0614		0630			0638a	0644		0700		
Tooting (TOO) d		0019			0549			0619						0649				
Haydons Road (HYR) d		0022			0552			0622						0652				
Wimbledon (WIM)  6 a		0024			0554			0624						0654				
Wimbledon (WIM)  6 d		0025			0555			0625						0655				
Wimbledon Chase (WBO) d		0028			0558			0628						0658				
South Merton (SMO) d	0001	0030			0600			0630						0700				
Morden South (MDS) d	0004	0033			0603			0633						0703				
St Helier (SIH) d	0006	0035			0605			0635						0705				
Sutton Common (SUC) d	0008	0037			0607			0637						0707				
West Sutton (WSU) d	0011	0040			0610			0640						0710				
Mitcham Eastfields (MTC) d				0600		0604	0630			0634		0700				0704		0730
Mitcham Junction (MIJ)  d				0603		0607	0633			0637		0703				0707		0733
Hackbridge (HCB) d				0606		0610	0636			0640		0706				0710		0736
Carshalton (CSH) d				0609		0613	0639			0643	0649	0709				0713	0719	0739
Sutton (Surrey) (SUO) 4 a	0014	0044		0613	0614	0617	0643	0644		0647	0653	0713		0714		0717	0723	0743

NOTES (see introductory pages for explanation of train operator codes and standard symbols)

- a Arrival time
- d Departure time
- A From St Albans City, see table 051
- B From Luton, see table 051
- C To Selhurst, see table 164
- D To Epsom, see table 162
- E From West Hampstead Thameslink, see table 051
- F To Beckenham Junction, see table 165
- G From Kentish Town, see table 051
- H To Caterham, see table 172
- J To Horsham, see table 162
- K To Dorking, see table 162
- MX Not Mondays

## London to Wimbledon and Sutton via Streatham and Tulse Hill

**Mondays to Fridays until 2 September**



































Operator Train ID Days of operation/Notes	SN	TL	SN	TL	SN	SN	SN	TL	SN	TL	SN	SN	SN	TL	SN	TL	SN	SN
	2J07	9V17	2H07	9O17	1108	2108	2J09	9V19	2H09	9O19	1110	2110	2J11	9V21	2H11	9O21	1112	2112
	H	A	F	A	J	D	H	A	F	A	K	D	H	A	F	A	J	D
London Victoria (VIC)  10 d					0725	0741					0755	0811					0825	0841
Clapham Junction (CLJ)  10 d					0732	0748					0802	0818					0832	0848
Balham (BAL)  4 d						0753					0823							0853
St Pancras International (STP)  15 d		0642		0657				0712		0727				0742		0757		
Farringdon (ZFD)  3 d		0647		0702				0717		0732				0747		0802		
City Thameslink (CTK)  3 d		0649		0704				0719		0734				0749		0804		
London Blackfriars (BFR)  3 d		0651		0706				0721		0736				0751		0806		
Elephant & Castle (EPH)  d		0655		0710				0725		0740				0755		0810		
Loughborough Jn (LGJ)  d		0700		0715				0730		0745				0800		0815		
Herne Hill (HNN)  4 d		0705		0720				0735		0750				0805		0820		
London Bridge (LBG)  4 d	0644		0701				0714		0731				0744		0801			
South Bermondsey (SBM)  d	0649		0705				0719		0735				0749		0805			
Queens Rd Peckham (QRP)  d	0652		0708				0722		0738				0752		0808			
Peckham Rye (PMR)  4 d	0655		0711				0725		0741				0755		0811			
East Dulwich (EDW)  d	0658		0714				0728		0744				0758		0814			
North Dulwich (NDL)  d	0700		0717				0730		0747				0800		0817			
Tulse Hill (TUH)  4 a	0704	0709	0720	0724			0734	0739	0750	0754			0804	0809	0820	0824		
Tulse Hill (TUH)  4 d	0704	0710		0726			0734	0740		0756			0804	0810		0827		
Streatham (STE)  4 d	0708a	0714		0730			0738a	0744		0800			0808a	0814		0830		
Tooting (TOO)  d		0719						0749						0819				
Haydons Road (HYR)  d		0722						0752						0822				
Wimbledon (WIM)  6 a		0724						0754						0824				
Wimbledon (WIM)  6 d		0725						0755						0825				
Wimbledon Chase (WBO)  d		0728						0758						0828				
South Merton (SMO)  d		0730						0800						0830				
Morden South (MDS)  d		0733						0803						0833				
St Helier (SIH)  d		0735						0805						0835				
Sutton Common (SUC)  d		0737						0807						0837				
West Sutton (WSU)  d		0740						0810						0840				
Mitcham Eastfields (MTC)  d				0734		0800				0804		0830				0834		0900
Mitcham Junction (MIJ)  d				0737		0803				0807		0833				0837		0903
Hackbridge (HCB)  d				0740		0806				0810		0836				0840		0906
Carshalton (CSH)  d				0743	0750	0809				0813	0819	0839				0843	0849	0909
Sutton (Surrey) (SUO)  4 a		0744		0747	0753	0813		0814		0817	0823	0843		0844		0847	0853	0913

**NOTES** (see introductory pages for explanation of train operator codes and standard symbols)

- a Arrival time  
d Departure time
- A From St Albans City, see table 051  
D To Epsom, see table 162  
F To Beckenham Junction, see table 165  
H To Caterham, see table 172  
J To Horsham, see table 162  
K To Dorking, see table 162

## London to Wimbledon and Sutton via Streatham and Tulse Hill

**Mondays to Fridays until 2 September**

Operator Train ID Days of operation/Notes	SN	TL	SN	TL	SN	SN	SN	TL	SN	TL	SN	SN	SN	TL	SN	TL	SN	TL	SN	SN
	2J13 H	9V23 A	2H13 F	9O23 A	1114 K	2114 D	2J15 H	9V25 A	2H15 F	9O25 A	1116 J	2116 D	2J17 H	9V27 A	2H17 F	9O27 A	1118 K	2118 D		
London Victoria (VIC)  d					0855	0911					0925	0941					0955	1011		
Clapham Junction (CLJ)  d					0902	0919					0932	0948					1002	1018		
Balham (BAL)  d						0924					0953									1023
St Pancras International (STP)  d		0812		0827				0842		0857				0912		0927				
Farringdon (ZFD)  d		0817		0832				0847		0902				0917		0932				
City Thameslink (CTK)  d		0819		0834				0849		0904				0919		0934				
London Blackfriars (BFR)  d		0821		0836				0851		0906				0921		0936				
Elephant & Castle (EPH)  d		0825		0840				0855		0910				0925		0940				
Loughborough Jn (LGJ)  d		0830		0845				0900		0915				0930		0945				
Herne Hill (HNN)  d		0835		0850				0905		0920				0935		0950				
London Bridge (LBG)  d	0815		0831				0844		0901				0914		0931					
South Bermondsey (SBM)  d	0819		0835				0849		0905				0919		0935					
Queens Rd Peckham (QRP)  d	0822		0838				0852		0908				0922		0938					
Peckham Rye (PMR)  d	0825		0841				0855		0911				0925		0941					
East Dulwich (EDW)  d	0828		0844				0858		0914				0928		0944					
North Dulwich (NDL)  d	0830		0847				0900		0917				0930		0947					
Tulse Hill (TUH)  a	0834	0839	0850	0854			0904	0909	0920	0924			0934	0939	0950	0954				
Tulse Hill (TUH)  d	0834	0840		0857			0904	0910		0927			0934	0940		0956				
Streatham (STE)  d	0838a	0844		0900			0908a	0914		0930			0938a	0944		1000				
Tooting (TOO)  d		0849						0919						0949						
Haydons Road (HYR)  d		0852						0922						0952						
Wimbledon (WIM)  a		0854						0924						0954						
Wimbledon (WIM)  d		0855						0925						0955						
Wimbledon Chase (WBO)  d		0858						0928						0958						
South Merton (SMO)  d		0900						0930						1000						
Morden South (MDS)  d		0903						0933						1003						
St Helier (SIH)  d		0905						0935						1005						
Sutton Common (SUC)  d		0907						0937						1007						
West Sutton (WSU)  d		0910						0940						1010						
Mitcham Eastfields (MTC)  d				0904		0930				0934		1000				1004		1030		
Mitcham Junction (MIJ)  d				0907		0933				0937		1003				1007		1033		
Hackbridge (HCB)  d				0910		0936				0940		1006				1010		1036		
Carshalton (CSH)  d				0913	0919	0939				0943	0949	1009				1013	1019	1039		
Sutton (Surrey) (SUO)  a		0914		0917	0923	0943		0944		0947	0953	1013		1014		1017	1023	1043		

**NOTES** (see introductory pages for explanation of train operator codes and standard symbols)

a Arrival time

d Departure time

A From St Albans City, see table 051

D To Epsom, see table 162

F To Beckenham Junction, see table 165



































H To Caterham, see table 172

J To Horsham, see table 162

K To Dorking, see table 162

## London to Wimbledon and Sutton via Streatham and Tulse Hill

**Mondays to Fridays until 2 September**

Operator Train ID Days of operation/Notes	SN	TL	TL	SN	SN	SN	TL	SN	TL	SN	SN	SN	TL	TL	SN	SN	SN	TL
	2J19 H	9V29 A	9O29 A	1I20 J	2I20 D	2J21 H	9V31 A	2H21 F	9O31 A	1I22 K	2I22 D	2J23 H	9V33 A	9O33 A	1I24 J	2I24 D	2J25 H	9V35 A
London Victoria (VIC)  d				1025	1041					1055	1111				1125	1141		
Clapham Junction (CLJ)  d				1032	1048					1102	1118				1132	1148		
Balham (BAL)  d					1053						1123					1153		
St Pancras International (STP)  d		0942	0957				1012		1027				1042	1057				1112
Farringdon (ZFD)  d		0947	1002				1017		1032				1047	1102				1117
City Thameslink (CTK)  d		0949	1004				1019		1034				1049	1104				1119
London Blackfriars (BFR)  d		0951	1006				1021		1036				1051	1106				1121
Elephant & Castle (EPH)  d		0955	1010				1025		1040				1055	1110				1125
Loughborough Jn (LGJ)  d		1000	1015				1030		1045				1100	1115				1130
Herne Hill (HNH)  d		1005	1020				1035		1050				1105	1120				1135
London Bridge (LBG)  d	0944					1014		1031				1044						1114
South Bermondsey (SBM)  d	0949					1019		1035				1049						1119
Queens Rd Peckham (QRP)  d	0952					1022		1038				1052						1122
Peckham Rye (PMR)  d	0955					1025		1041				1055						1125
East Dulwich (EDW)  d	0958					1028		1044				1058						1128
North Dulwich (NDL)  d	1000					1030		1047				1100						1130
Tulse Hill (TUH)  a	1004	1009	1024			1034	1039	1050	1054			1104	1109	1124				1134
Tulse Hill (TUH)  d	1005	1010	1026			1034	1040		1056			1104	1110	1126				1134
Streatham (STE)  d	1008a	1014	1030			1038a	1044		1100			1108a	1114	1130				1138a
Tooting (TOO)  d		1019					1049						1119					1149
Haydens Road (HYR)  d		1022					1052						1122					1152
Wimbledon (WIM)  a		1024					1054						1124					1154
Wimbledon (WIM)  d		1025					1055						1125					1155
Wimbledon Chase (WBO)  d		1028					1058						1128					1158
South Merton (SMO)  d		1030					1100						1130					1200
Morden South (MDS)  d		1033					1103						1133					1203
St Helier (SIH)  d		1035					1105						1135					1205
Sutton Common (SUC)  d		1037					1107						1137					1207
West Sutton (WSU)  d		1040					1110						1140					1210
Mitcham Eastfields (MTC)  d			1034		1100				1104		1130			1134		1200		
Mitcham Junction (MIJ)  d			1037		1103				1107		1133			1137		1203		
Hackbridge (HCB)  d			1040		1106				1110		1136			1140		1206		
Carshalton (CSH)  d			1043	1049	1109				1113	1119	1139			1143	1149	1209		
Sutton (Surrey) (SUO)  a		1044	1047	1053	1113		1114		1117	1123	1143		1144	1147	1153	1213		1214

**NOTES** (see introductory pages for explanation of train operator codes and standard symbols)

a Arrival time

d Departure time

A From St Albans City, see table 051

D To Epsom, see table 162

F To Beckenham Junction, see table 165



































H To Caterham, see table 172

J To Horsham, see table 162

K To Dorking, see table 162

## London to Wimbledon and Sutton via Streatham and Tulse Hill

**Mondays to Fridays until 2 September**

Operator Train ID Days of operation/Notes	SN	TL	SN	SN	SN	TL	TL	SN	SN	SN	TL	SN	TL	SN	SN	SN	TL	TL
	2H25 F	9O35 A	1126 K	2I26 D	2J27 H	9V37 A	9O37 A	1128 J	2I28 D	2J29 H	9V39 A	2H29 F	9O39 A	1130 K	2I30 D	2J31 H	9V41 A	9O41 A
London Victoria (VIC)  d			1155	1211				1225	1241					1255	1311			
Clapham Junction (CLJ)  d			1202	1218				1232	1248					1302	1318			
Balham (BAL)  d				1223					1254						1323			
St Pancras International (STP)  d		1127				1142	1157				1212		1227				1242	1257
Farringdon (ZFD)  d		1132				1147	1202				1217		1232				1247	1302
City Thameslink (CTK)  d		1134				1149	1204				1219		1234				1249	1304
London Blackfriars (BFR)  d		1136				1151	1206				1221		1236				1251	1306
Elephant & Castle (EPH)  d		1140				1155	1210				1225		1240				1255	1310
Loughborough Jn (LGJ)  d		1145				1200	1215				1230		1245				1300	1315
Herne Hill (HNN)  d		1150				1205	1220				1235		1250				1305	1320
London Bridge (LBG)  d	1131				1144					1214		1231				1244		
South Bermondsey (SBM)  d	1135				1149					1219		1235				1249		
Queens Rd Peckham (QRP)  d	1138				1152					1222		1238				1252		
Peckham Rye (PMR)  d	1141				1155					1225		1241				1255		
East Dulwich (EDW)  d	1144				1158					1228		1244				1258		
North Dulwich (NDL)  d	1147				1200					1230		1247				1300		
Tulse Hill (TUH)  a	1150	1154			1204	1209	1224			1234	1239	1250	1254			1304	1309	1324
Tulse Hill (TUH)  d		1156			1204	1210	1226			1234	1240		1256			1304	1310	1326
Streatham (STE)  d		1200			1208a	1214	1230			1238a	1244		1300			1308a	1314	1330
Tooting (TOO)  d						1219					1249						1319	
Haydens Road (HYR)  d						1222					1252						1322	
Wimbledon (WIM)  a						1224					1254						1324	
Wimbledon (WIM)  d						1225					1255						1325	
Wimbledon Chase (WBO)  d						1228					1258						1328	
South Merton (SMO)  d						1230					1300						1330	
Morden South (MDS)  d						1233					1303						1333	
St Helier (SIH)  d						1235					1305						1335	
Sutton Common (SUC)  d						1237					1307						1337	
West Sutton (WSU)  d						1240					1310						1340	
Mitcham Eastfields (MTC)  d		1204		1230				1234		1301			1304		1330			1334
Mitcham Junction (MIJ)  d		1207		1233				1237		1304			1307		1333			1337
Hackbridge (HCB)  d		1210		1236				1240		1307			1310		1336			1340
Carshalton (CSH)  d		1213	1219	1239				1243	1249	1309			1313	1319	1339			1343
Sutton (Surrey) (SUO)  a		1217	1223	1243		1244	1247	1253	1313		1314		1317	1323	1343		1344	1347

**NOTES** (see introductory pages for explanation of train operator codes and standard symbols)

a Arrival time

d Departure time

A From St Albans City, see table 051

D To Epsom, see table 162

F To Beckenham Junction, see table 165



































H To Caterham, see table 172

J To Horsham, see table 162

K To Dorking, see table 162

## London to Wimbledon and Sutton via Streatham and Tulse Hill

**Mondays to Fridays until 2 September**

Operator Train ID Days of operation/Notes	SN	SN	SN	TL	SN	TL	SN	SN	SN	TL	TL	SN	SN	SN	TL	SN	TL	SN
	1132 J	2132 D	2J33 H	9V43 A	2H33 F	9O43 A	1134 K	2134 D	2J35 H	9V45 A	9O45 A	1136 J	2136 D	2J37 H	9V47 A	2H37 F	9O47 A	1138 K
London Victoria (VIC)  d	1325	1341					1355	1411				1425	1441					1455
Clapham Junction (CLJ)  d	1332	1348					1402	1418				1432	1448					1502
Balham (BAL)  d		1353						1423					1453					
St Pancras International (STP)  d				1312		1327				1342	1357				1412		1427	
Farringdon (ZFD)  d				1317		1332				1347	1402				1417		1432	
City Thameslink (CTK)  d				1319		1334				1349	1404				1419		1434	
London Blackfriars (BFR)  d				1321		1336				1351	1406				1421		1436	
Elephant & Castle (EPH)  d				1325		1340				1355	1410				1425		1440	
Loughborough Jn (LGJ)  d				1330		1345				1400	1415				1430		1445	
Herne Hill (HNN)  d				1335		1350				1405	1420				1435		1450	
London Bridge (LBG)  d			1314		1331				1344					1414		1431		
South Bermondsey (SBM)  d			1319		1335				1349					1419		1435		
Queens Rd Peckham (QRP)  d			1322		1338				1352					1422		1438		
Peckham Rye (PMR)  d			1325		1341				1355					1425		1441		
East Dulwich (EDW)  d			1328		1344				1358					1428		1444		
North Dulwich (NDL)  d			1330		1347				1400					1430		1447		
Tulse Hill (TUH)  a			1334	1339	1350	1354			1404	1409	1424			1434	1439	1450	1454	
Tulse Hill (TUH)  d			1334	1340		1356			1404	1410	1426			1434	1440		1456	
Streatham (STE)  d			1338a	1344		1400			1408a	1414	1430			1438a	1444		1500	
Tooting (TOO)  d				1349						1419					1449			
Haydons Road (HYR)  d				1352						1422					1452			
Wimbledon (WIM)  a				1354						1424					1454			
Wimbledon (WIM)  d				1355						1425					1455			
Wimbledon Chase (WBO)  d				1358						1428					1458			
South Merton (SMO)  d				1400						1430					1500			
Morden South (MDS)  d				1403						1433					1503			
St Helier (SIH)  d				1405						1435					1505			
Sutton Common (SUC)  d				1407						1437					1507			
West Sutton (WSU)  d				1410						1440					1510			
Mitcham Eastfields (MTC)  d		1400				1404		1430			1434		1500				1504	
Mitcham Junction (MIJ)  d		1403				1407		1433			1437		1503				1507	
Hackbridge (HCB)  d		1406				1410		1436			1440		1506				1510	
Carshalton (CSH)  d	1349	1409				1413	1419	1439			1443	1449	1509				1513	1519
Sutton (Surrey) (SUO)  a	1353	1413		1414		1417	1423	1443			1444	1447	1453	1513	1514		1517	1523



































**NOTES** (see introductory pages for explanation of train operator codes and standard symbols)

a Arrival time  
d Departure time

A From St Albans City, see table 051  
D To Epsom, see table 162  
F To Beckenham Junction, see table 165  
H To Caterham, see table 172  
J To Horsham, see table 162  
K To Dorking, see table 162

## London to Wimbledon and Sutton via Streatham and Tulse Hill

**Mondays to Fridays until 2 September**

Operator Train ID Days of operation/Notes	SN	SN	TL	TL	SN	SN	SN	TL	SN	TL	SN	SN	SN	TL	SN	TL	SN	TL	SN	TL
	2I38 D	2J39 H	9V49 A	9O49 A	1140 J	2I40 D	2J41 H	9V51 A	2H41 F	9O51 A	1142 K	2I42 D	2J43 H	9V53 A	2H43 F	9O53 A	1144 J	2I44 D	1511 D	1518 D
London Victoria (VIC)  d	1511				1525	1541					1555	1612							1625	1641
Clapham Junction (CLJ)  d	1518				1532	1548					1602	1619							1632	1648
Balham (BAL)  d	1523					1553						1624								1653
St Pancras International (STP)  d			1442	1457				1512		1527				1542		1557				
Farringdon (ZFD)  d			1447	1502				1517		1532				1547		1602				
City Thameslink (CTK)  d			1449	1504				1519		1534				1549		1604				
London Blackfriars (BFR)  d			1451	1506				1521		1536				1551		1606				
Elephant & Castle (EPH)  d			1455	1510				1525		1540				1555		1610				
Loughborough Jn (LGJ)  d			1500	1515				1530		1545				1600		1615				
Herne Hill (HNN)  d			1505	1520				1535		1550				1605		1620				
London Bridge (LBG)  d		1444					1514		1531				1544		1601					
South Bermondsey (SBM)  d		1449					1519		1535				1549		1605					
Queens Rd Peckham (QRP)  d		1452					1522		1538				1552		1608					
Peckham Rye (PMR)  d		1455					1525		1541				1555		1611					
East Dulwich (EDW)  d		1458					1528		1544				1558		1614					
North Dulwich (NDL)  d		1500					1530		1547				1600		1617					
Tulse Hill (TUH)  a		1504	1509	1524			1534	1539	1550	1554			1604	1609	1620	1624				
Tulse Hill (TUH)  d		1504	1510	1526			1534	1540		1556			1604	1610		1626				
Streatham (STE)  d		1508a	1514	1530			1538a	1544		1600			1608a	1614		1630				
Tooting (TOO)  d			1519					1549						1619						
Haydons Road (HYR)  d			1522					1552						1622						
Wimbledon (WIM)  a			1524					1554						1624						
Wimbledon (WIM)  d			1525					1555						1625						
Wimbledon Chase (WBO)  d			1528					1558						1628						
South Merton (SMO)  d			1530					1600						1630						
Morden South (MDS)  d			1533					1603						1633						
St Helier (SIH)  d			1535					1605						1635						
Sutton Common (SUC)  d			1537					1607						1637						
West Sutton (WSU)  d			1540					1610						1640						
Mitcham Eastfields (MTC)  d	1530			1534		1600				1604		1630				1634				1700
Mitcham Junction (MIJ)  d	1533			1537		1603				1607		1633				1637				1703
Hackbridge (HCB)  d	1536			1540		1606				1610		1636				1640				1706
Carshalton (CSH)  d	1539			1543	1549	1609				1613	1619	1639				1643	1649			1709
Sutton (Surrey) (SUO)  a	1543		1544	1547	1553	1613		1614		1617	1623	1643		1644		1647	1653			1713

**NOTES** (see introductory pages for explanation of train operator codes and standard symbols)

a Arrival time

d Departure time

A From St Albans City, see table 051

D To Epsom, see table 162

F To Beckenham Junction, see table 165



































H To Caterham, see table 172

J To Horsham, see table 162

K To Dorking, see table 162

## London to Wimbledon and Sutton via Streatham and Tulse Hill

**Mondays to Fridays until 2 September**

Operator Train ID Days of operation/Notes	SN	TL	SN	TL	SN	SN	SN	TL	SN	TL	SN	SN	SN	TL	SN	TL	SN	TL	SN	SN
	2J45 H	9V55 A	2H45 F	9O55 A	1146 K	2146 D	2J47 H	9V57 A	2H47 F	9O57 A	1148 J	2148 D	2J49 H	9V59 A	2H49 F	9O59 A	1150 K	2150 D		
London Victoria (VIC)  d					1655	1711					1725	1741					1755	1811		
Clapham Junction (CLJ)  d					1702	1718					1732	1748					1802	1818		
Balham (BAL)  d						1723						1753						1823		
St Pancras International (STP)  d		1612		1627				1642		1657				1712		1727				
Farringdon (ZFD)  d		1617		1632				1647		1702				1717		1732				
City Thameslink (CTK)  d		1619		1634				1649		1704				1719		1734				
London Blackfriars (BFR)  d		1621		1636				1651		1706				1721		1736				
Elephant & Castle (EPH)  d		1625		1640				1655		1710				1725		1740				
Loughborough Jn (LGJ)  d		1630		1645				1700		1715				1730		1745				
Herne Hill (HNN)  d		1635		1650				1705		1720				1735		1750				
London Bridge (LBG)  d	1614		1631				1644		1701				1714		1731					
South Bermondsey (SBM)  d	1619		1635				1649		1705				1719		1735					
Queens Rd Peckham (QRP)  d	1622		1638				1652		1708				1722		1738					
Peckham Rye (PMR)  d	1625		1641				1655		1711				1725		1741					
East Dulwich (EDW)  d	1628		1644				1658		1714				1728		1744					
North Dulwich (NDL)  d	1630		1647				1700		1717				1730		1747					
Tulse Hill (TUH)  a	1634	1639	1650	1654			1704	1709	1720	1724			1734	1739	1750	1754				
Tulse Hill (TUH)  d	1634	1640		1656			1704	1710		1726			1734	1740		1756				
Streatham (STE)  d	1638a	1644		1700			1708a	1714		1730			1738a	1744		1800				
Tooting (TOO)  d		1649						1719						1749						
Haydons Road (HYR)  d		1652						1722						1752						
Wimbledon (WIM)  a		1654						1724						1754						
Wimbledon (WIM)  d		1655						1725						1755						
Wimbledon Chase (WBO)  d		1658						1728						1758						
South Merton (SMO)  d		1700						1730						1800						
Morden South (MDS)  d		1703						1733						1803						
St Helier (SIH)  d		1705						1735						1805						
Sutton Common (SUC)  d		1707						1737						1807						
West Sutton (WSU)  d		1710						1740						1810						
Mitcham Eastfields (MTC)  d				1704		1730				1734	1743	1800				1804	1813	1830		
Mitcham Junction (MIJ)  d				1707		1733				1737	1746	1803				1807	1816	1833		
Hackbridge (HCB)  d				1710		1736				1740	1749	1806				1810	1819	1836		
Carshalton (CSH)  d				1713	1719	1739				1743	1752	1809				1813	1822	1839		
Sutton (Surrey) (SUO)  a		1714		1717	1723	1743		1744		1747	1755	1813		1814		1817	1825	1843		

**NOTES** (see introductory pages for explanation of train operator codes and standard symbols)

a Arrival time

d Departure time

A From St Albans City, see table 051

D To Epsom, see table 162

F To Beckenham Junction, see table 165

H To Caterham, see table 172



































J To Horsham, see table 162

K To Dorking, see table 162



## London to Wimbledon and Sutton via Streatham and Tulse Hill

**Mondays to Fridays until 2 September**



































Operator Train ID Days of operation/Notes	SN	TL	SN	TL	SN	SN	SN	TL	SN	TL	SN	SN	TL	SN	TL	SN	TL	SN	TL
	2J51 H	9V61 A	2H51 F	9061 A	1152 J	2152 D	2J93 C	9V63 A	2H53 F	9063 A	1154 K	2J55 H	9V65 A	2H55 F	9065 A	1156 J	2156 D	SN	TL
London Victoria (VIC)  d					1826	1841					1855					1925	1941		
Clapham Junction (CLJ)  d					1833	1848					1902					1932	1948		
Balham (BAL)  d						1853										1953			
St Pancras International (STP)  d		1742		1757				1812		1827			1842		1857				
Farringdon (ZFD)  d		1747		1802				1817		1832			1847		1902				
City Thameslink (CTK)  d		1749		1804				1819		1834			1849		1904				
London Blackfriars (BFR)  d		1751		1806				1821		1836			1851		1906				
Elephant & Castle (EPH)  d		1755		1810				1825		1840			1855		1910				
Loughborough Jn (LGJ)  d		1800		1815				1830		1845			1900		1915				
Herne Hill (HNH)  d		1805		1820				1835		1850			1905		1920				
London Bridge (LBG)  d	1744		1801				1814		1831			1844		1901					1914
South Bermondsey (SBM)  d	1749		1805				1819		1835			1849		1905					1919
Queens Rd Peckham (QRP)  d	1752		1808				1822		1838			1852		1908					1922
Peckham Rye (PMR)  d	1755		1811				1825		1841			1855		1911					1925
East Dulwich (EDW)  d	1758		1814				1828		1844			1858		1914					1928
North Dulwich (NDL)  d	1800		1817				1830		1847			1900		1917					1930
Tulse Hill (TUH)  a	1804	1809	1820	1824			1834	1839	1850	1854		1904	1909	1920	1924				1934
Tulse Hill (TUH)  d	1804	1810		1826			1834	1840		1856		1904	1910		1926				1934
Streatham (STE)  d	1808a	1814		1830			1838a	1844		1900		1908a	1914		1930				1938a
Tooting (TOO)  d		1819						1849					1919						
Haydons Road (HYR)  d		1822						1852					1922						
Wimbledon (WIM)  a		1824						1854					1924						
Wimbledon (WIM)  d		1825						1855					1925						
Wimbledon Chase (WBO)  d		1828						1858					1928						
South Merton (SMO)  d		1830						1900					1930						
Morden South (MDS)  d		1833						1903					1933						
St Helier (SIH)  d		1835						1905					1935						
Sutton Common (SUC)  d		1837						1907					1937						
West Sutton (WSU)  d		1840						1910					1940						
Mitcham Eastfields (MTC)  d				1834	1843	1900				1904	1913				1934				2000
Mitcham Junction (MIJ)  d				1837	1846	1903				1907	1916				1937				2003
Hackbridge (HCB)  d				1840	1849	1906				1910	1919				1940				2006
Carshalton (CSH)  d				1843	1852	1909				1913	1922				1943	1949			2009
Sutton (Surrey) (SUO)  a		1844		1847	1855	1913		1914		1917	1925		1944		1947	1953	2013		

**NOTES** (see introductory pages for explanation of train operator codes and standard symbols)

- a Arrival time  
d Departure time
- A From St Albans City, see table 051  
C To Selhurst, see table 164  
D To Epsom, see table 162  
F To Beckenham Junction, see table 165  
H To Caterham, see table 172  
J To Horsham, see table 162  
K To Dorking, see table 162

## London to Wimbledon and Sutton via Streatham and Tulse Hill

**Mondays to Fridays until 2 September**

Operator Train ID Days of operation/Notes	TL	SN	TL	SN	SN	SN	TL	TL	SN	SN	SN	TL	SN	SN	TL	TL	SN	SN
	9V67 A	2H57 F	9O67 A	1158 K	2158 D	2J59 H	9V69 A	9O69 A	1160 J	2160 D	2J61 H	9V71 A	2162 D	2H61 F	9V73 A	9O73 A	1164 J	2164 D
London Victoria (VIC)  d				1955	2011				2025	2041			2111				2125	2141
Clapham Junction (CLJ)  d				2002	2018				2032	2048			2118				2132	2148
Balham (BAL)  d					2023					2053			2123					2154
St Pancras International (STP)  d	1912		1927				1942	1957				2012			2042	2057		
Farringdon (ZFD)  d	1917		1932				1947	2002				2017			2047	2102		
City Thameslink (CTK)  d	1919		1934				1949	2004				2019			2049	2104		
London Blackfriars (BFR)  d	1921		1936				1951	2006				2021			2051	2106		
Elephant & Castle (EPH)  d	1925		1940				1955	2010				2025			2055	2110		
Loughborough Jn (LGJ)  d	1930		1945				2000	2015				2030			2100	2115		
Herne Hill (HNH)  d	1935		1950				2005	2020				2035			2105	2120		
London Bridge (LBG)  d		1931									2014			2031				
South Bermondsey (SBM)  d		1935					1949				2019			2035				
Queens Rd Peckham (QRP)  d		1938					1952				2022			2038				
Peckham Rye (PMR)  d		1941					1955				2025			2041				
East Dulwich (EDW)  d		1944					1958				2028			2044				
North Dulwich (NDL)  d		1947					2000				2030			2047				
Tulse Hill (TUH)  a	1939	1950	1954				2004	2009	2024			2034	2039	2050	2109	2124		
Tulse Hill (TUH)  d	1940		1956				2004	2010	2026			2034	2040		2110	2126		
Streatham (STE)  d	1944		2000				2008a	2014	2030			2038a	2044		2114	2130		
Tooting (TOO)  d	1949							2019					2049		2119			
Haydens Road (HYR)  d	1952							2022					2052		2122			
Wimbledon (WIM)  a	1954							2024					2054		2124			
Wimbledon (WIM)  d	1955							2025					2055		2125			
Wimbledon Chase (WBO)  d	1958							2028					2058		2128			
South Merton (SMO)  d	2000							2030					2100		2130			
Morden South (MDS)  d	2003							2033					2103		2133			
St Helier (SIH)  d	2005							2035					2105		2135			
Sutton Common (SUC)  d	2007							2037					2107		2137			
West Sutton (WSU)  d	2010							2040					2110		2140			
Mitcham Eastfields (MTC)  d			2004		2030			2034		2100			2130			2134		2201
Mitcham Junction (MIJ)  d			2007		2033			2037		2103			2133			2137		2204
Hackbridge (HCB)  d			2010		2036			2040		2106			2136			2140		2207
Carshalton (CSH)  d			2013	2019	2039			2043	2049	2109			2139			2143	2149	2209
Sutton (Surrey) (SUO)  a	2014		2017	2024	2043		2044	2047	2053	2113		2114	2143		2144	2147	2153	2213

**NOTES** (see introductory pages for explanation of train operator codes and standard symbols)

a Arrival time

d Departure time

A From St Albans City, see table 051

D To Epsom, see table 162

F To Beckenham Junction, see table 165



















H To Caterham, see table 172

J To Horsham, see table 162

K To Dorking, see table 162

London to Wimbledon and Sutton via Streatham and Tulse Hill

**Mondays to Fridays until 2 September**



















Operator Train ID Days of operation/Notes	SN	TL	SN	TL	SN	SN	SN	TL	SN	SN	SN	TL	SN	TL	SN	SN	SN	TL
	2J65 H	9V75 A	2H65 F	9O75 A	1166 K	2166 D	2J67 H	9V77 A	1168 J	2168 D	2J69 H	9V79 A	2H69 F	9O79 A	1170 K	2170 D	2J97 C	9V81 A
London Victoria (VIC)  d					2155	2211			2225	2241					2256	2311		
Clapham Junction (CLJ)  d					2203	2218			2232	2248					2304	2318		
Balham (BAL)  d						2223				2253						2323		
St Pancras International (STP)  d		2112		2127				2142				2212		2227				2242
Farringdon (ZFD)  d		2117		2132				2147				2217		2232				2247
City Thameslink (CTK)  d		2119		2134				2149				2219		2234				2249
London Blackfriars (BFR)  d		2121		2136				2151				2221		2236				2251
Elephant & Castle (EPH)  d		2125		2140				2155				2225		2240				2255
Loughborough Jn (LGJ) d		2130		2145				2200				2230		2245				2300
Herne Hill (HNN)  d		2135		2150				2205				2235		2250				2305
London Bridge (LBG)  d	2114		2131				2144				2214		2231					2244
South Bermondsey (SBM) d	2119		2135				2149				2219		2235					2249
Queens Rd Peckham (QRP) d	2122		2138				2153				2222		2238					2252
Peckham Rye (PMR)  d	2125		2141				2156				2225		2241					2255
East Dulwich (EDW) d	2128		2144				2159				2228		2244					2258
North Dulwich (NDL) d	2130		2147				2201				2230		2247					2300
Tulse Hill (TUH)  a	2134	2139	2150	2154			2204	2209			2234	2239	2250	2254				2304
Tulse Hill (TUH)  d	2134	2140		2156			2204	2210			2234	2240		2256				2304
Streatham (STE)  d	2138a	2144		2200			2208a	2214			2238a	2244		2300				2308a
Tooting (TOO) d		2149						2219				2249						2319
Haydons Road (HYR) d		2152						2222				2252						2322
Wimbledon (WIM)  a		2154						2224				2254						2324
Wimbledon (WIM)  d		2155						2225				2255						2325
Wimbledon Chase (WBO) d		2158						2228				2258						2328
South Merton (SMO) d		2200						2230				2300						2330
Morden South (MDS) d		2203						2233				2303						2333
St Helier (SIH) d		2205						2235				2305						2335
Sutton Common (SUC) d		2207						2237				2307						2337
West Sutton (WSU) d		2210						2240				2310						2340
Mitcham Eastfields (MTC) d			2204		2230					2300				2304		2330		
Mitcham Junction (MIJ)  d			2207		2233					2303				2307		2333		
Hackbridge (HCB) d			2210		2236					2306				2310		2336		
Carshalton (CSH) d			2213	2220	2239				2249	2309				2313	2320	2339		
Sutton (Surrey) (SUO)  a		2214		2217	2224	2243		2244	2253	2313		2314		2317	2323	2343		2344

NOTES (see introductory pages for explanation of train operator codes and standard symbols)

- a Arrival time
- d Departure time
- A From St Albans City, see table 051
- C To Selhurst, see table 164
- D To Epsom, see table 162
- F To Beckenham Junction, see table 165
- H To Caterham, see table 172
- J To Horsham, see table 162
- K To Dorking, see table 162

## London to Wimbledon and Sutton via Streatham and Tulse Hill

**Mondays to Fridays until 2 September**

Operator Train ID Days of operation/Notes	TL	SN	TL	SN	TL	SN
	9081 A	2198 J	9V83 A	2H73 L	9V85 B	2J01 C
London Victoria (VIC)  d		2325				
Clapham Junction (CLJ)  d		2332				
Balham (BAL)  d		2337				
St Pancras International (STP)  d	2257		2312		2344	
Farringdon (ZFD)  d	2302		2317		2349	
City Thameslink (CTK)  d						
London Blackfriars (BFR)  d	2306		2321		2353	
Elephant & Castle (EPH)  d	2310		2325		2357	
Loughborough Jn (LGJ) d	2315		2330		0002	
Herne Hill (HNH)  d	2320		2335		0006	
London Bridge (LBG)  d				2331		2354
South Bermondsey (SBM) d				2335		2359
Queens Rd Peckham (QRP) d				2338		0002
Peckham Rye (PMR)  d				2342		0006
East Dulwich (EDW) d				2345		0009
North Dulwich (NDL) d				2348		0011
Tulse Hill (TUH)  a	2324		2339	2351	0010	0018
Tulse Hill (TUH)  d	2326		2340		0011	0018
Streatham (STE)  d	2330		2344		0014	0022a
Tooting (TOO) d			2349		0019	
Haydons Road (HYR) d			2352		0022	
Wimbledon (WIM)  a			2354		0024	
Wimbledon (WIM)  d			2355		0025	
Wimbledon Chase (WBO) d			2358		0028	
South Merton (SMO) d			0001		0030	
Morden South (MDS) d			0004		0033	
St Helier (SIH) d			0006		0035	
Sutton Common (SUC) d			0008		0037	
West Sutton (WSU) d			0011		0040	
Mitcham Eastfields (MTC) d	2334	2345				
Mitcham Junction (MIJ)  d	2337	2348				
Hackbridge (HCB) d	2340	2351				
Carshalton (CSH) d	2343	2354				
Sutton (Surrey) (SUO)  a	2347	2358	0014		0044	

**NOTES** (see introductory pages for explanation of train operator codes and standard symbols)

**a** Arrival time

**d** Departure time

**A** From St Albans City, see table 051

**B** From Luton, see table 051











**C** To Selhurst, see table 164

**J** To Horsham, see table 162

**L** To Crystal Palace, see table 165

London to Wimbledon and Sutton via Streatham and Tulse Hill

**Mondays to Fridays from 5 September**



































Operator Train ID Days of operation/Notes	TL	TL	SN	SN	TL	TL	SN	TL	SN	SN	TL	SN	SN	TL	SN	TL	SN	TL	SN
	9V83 MX A	9V85 MX B	2J99 MX C	2I92 D	9V11 B	9O11 E	2I02 F	9V13 B	2H03 G	2J05 H	9O13 J	2H05 G	2I04 K	9V15 B	2J07 H	9O15 B	2H07 G	9V15 B	2J07 H
London Victoria (VIC)  10 d				0541			0611						0641						0655
Clapham Junction (CLJ) 10 d				0548			0618						0648						0702
Balham (BAL)  4 d				0553			0623						0653						
St Pancras International (STP)  15 d					0512	0527		0542			0557			0612		0627			
Farringdon (ZFD)  3 d					0517	0532		0547			0602			0617		0632			
City Thameslink (CTK) 3 d					0519	0534		0549			0604			0619		0634			
London Blackfriars (BFR)  3 d					0521	0536		0551			0606			0621		0636			
Elephant & Castle (EPH)  d					0525	0540		0555			0610			0625		0640			
Loughborough Jn (LGJ) d		0002			0530	0545		0600			0615			0630		0645			
Herne Hill (HNN) 4 d		0006			0535	0550		0605			0620			0635		0650			
London Bridge (LBG)  4 d			0001					0556	0601		0614			0631		0644			
South Bermondsey (SBM) d			0005					0600	0606		0618			0636		0648			
Queens Rd Peckham (QRP) d			0008					0603	0609		0621			0639		0651			
Peckham Rye (PMR) 4 d			0011					0606	0612		0624			0642		0654			
East Dulwich (EDW) d			0015					0609	0615		0627			0645		0657			
North Dulwich (NDL) d			0017					0612	0617		0630			0647		0700			
Tulse Hill (TUH) 4 a		0010	0021		0539	0554		0609	0617	0621	0624	0633		0639	0651	0654	0703		
Tulse Hill (TUH) 4 d		0011	0021		0540	0556		0610		0621	0626			0640	0651	0656			
Streatham (STE) 4 d		0014	0025a		0544	0600		0614		0625a	0630			0644	0655a	0700			
Tooting (TOO) d		0019			0549			0619						0649					
Haydons Road (HYR) d		0022			0552			0622						0652					
Wimbledon (WIM)  6 a		0024			0554			0624						0654					
Wimbledon (WIM)  6 d		0025			0555			0625						0655					
Wimbledon Chase (WBO) d		0028			0558			0628						0658					
South Merton (SMO) d	0001	0030			0600			0630						0700					
Morden South (MDS) d	0004	0033			0603			0633						0703					
St Helier (SIH) d	0006	0035			0605			0635						0705					
Sutton Common (SUC) d	0008	0037			0607			0637						0707					
West Sutton (WSU) d	0011	0040			0610			0640						0710					
Mitcham Eastfields (MTC) d				0600		0604	0630				0634		0700			0704			
Mitcham Junction (MIJ)  d				0603		0607	0633				0637		0703			0707			
Hackbridge (HCB) d				0606		0610	0636				0640		0706			0710			
Carshalton (CSH) d				0609		0613	0639				0643		0709			0713			0719
Sutton (Surrey) (SUO) 4 a	0014	0044		0613	0614	0617	0643	0644			0647		0713	0714		0717			0723

NOTES (see introductory pages for explanation of train operator codes and standard symbols)

- a Arrival time
- d Departure time
- A From St Albans City, see table 170
- B From Luton, see table 170
- C To Selhurst, see table 164
- D To Epsom, see table 164
- E From West Hampstead Thameslink, see table 170
- F To Dorking, see table 162
- G To Beckenham Junction, see table 165
- H To East Croydon, see table 164
- J From Kentish Town, see table 170
- K To Horsham, see table 162
- MX Not Mondays

## London to Wimbledon and Sutton via Streatham and Tulse Hill

**Mondays to Fridays from 5 September**

Operator Train ID Days of operation/Notes	SN	TL	SN	TL	SN	SN	TL	SN	TL	SN	SN	TL	SN	TL	SN	SN	TL	SN	TL	SN
	2106 F	9V17 A	2J09 H	9O17 A	2H09 G	2108 K	9V19 A	2J11 H	9O19 A	2H11 G	2110 F	9V21 A	2J13 H	9O21 A	2H13 G	2112 K	9V23 A	2J15 H		
London Victoria (VIC)  d	0711					0741					0811					0841				
Clapham Junction (CLJ)  d	0718					0748					0818					0848				
Balham (BAL)  d	0723					0754					0823					0853				
St Pancras International (STP)  d		0642		0657			0712		0727			0742		0757						0812
Farringdon (ZFD)  d		0647		0702			0717		0732			0747		0802						0817
City Thameslink (CTK)  d		0649		0704			0719		0734			0749		0804						0819
London Blackfriars (BFR)  d		0651		0706			0721		0736			0751		0806						0821
Elephant & Castle (EPH)  d		0655		0710			0725		0740			0755		0810						0825
Loughborough Jn (LGJ)  d		0700		0715			0730		0745			0800		0815						0830
Herne Hill (HNN)  d		0705		0720			0735		0750			0805		0820						0835
London Bridge (LBG)  d			0701		0714			0731		0744			0801		0814					0831
South Bermondsey (SBM)  d			0706		0718			0736		0748			0806		0818					0836
Queens Rd Peckham (QRP)  d			0709		0721			0739		0751			0809		0822					0839
Peckham Rye (PMR)  d			0712		0724			0742		0754			0812		0825					0842
East Dulwich (EDW)  d			0715		0727			0745		0757			0815		0828					0845
North Dulwich (NDL)  d			0717		0730			0747		0800			0817		0831					0847
Tulse Hill (TUH)  a		0709	0721	0724	0733		0739	0751	0754	0803		0809	0821	0824	0834				0839	0851
Tulse Hill (TUH)  d		0710	0721	0726			0740	0751	0756			0810	0821	0827					0840	0851
Streatham (STE)  d		0714	0725a	0730			0744	0755a	0800			0814	0825a	0830					0844	0855a
Tooting (TOO)  d		0719					0749					0819								0849
Haydons Road (HYR)  d		0722					0752					0822								0852
Wimbledon (WIM)  a		0724					0754					0824								0854
Wimbledon (WIM)  d		0725					0755					0825								0855
Wimbledon Chase (WBO)  d		0728					0758					0828								0858
South Merton (SMO)  d		0730					0800					0830								0900
Morden South (MDS)  d		0733					0803					0833								0903
St Helier (SIH)  d		0735					0805					0835								0905
Sutton Common (SUC)  d		0737					0807					0837								0907
West Sutton (WSU)  d		0740					0810					0840								0910
Mitcham Eastfields (MTC)  d	0730			0734		0800			0804		0830			0834		0900				
Mitcham Junction (MIJ)  d	0733			0737		0803			0807		0833			0837		0903				
Hackbridge (HCB)  d	0736			0740		0806			0810		0836			0840		0906				
Carshalton (CSH)  d	0739			0743		0809			0813		0839			0843		0909				
Sutton (Surrey) (SUO)  a	0743	0744		0747		0813	0814		0817		0843	0844		0847		0913	0914			

**NOTES** (see introductory pages for explanation of train operator codes and standard symbols)

a Arrival time

d Departure time

A From St Albans City, see table 170

F To Dorking, see table 162



































G To Beckenham Junction, see table 165

H To East Croydon, see table 164

K To Horsham, see table 162

## London to Wimbledon and Sutton via Streatham and Tulse Hill

**Mondays to Fridays from 5 September**

Operator Train ID Days of operation/Notes	TL	SN	SN	TL	SN	TL	SN	SN	TL	SN	TL	SN	SN	TL	SN	TL	SN	TL	SN
	9023 A	2H15 G	2114 F	9V25 A	2J17 H	9O25 A	2H17 G	2116 K	9V27 A	2J19 H	9O27 A	2H19 G	2118 F	9V29 A	2J21 H	9O29 A	2H21 G	2120 K	
London Victoria (VIC)  d			0911					0941					1011						1041
Clapham Junction (CLJ)  d			0919					0948					1018						1048
Balham (BAL)  d			0924					0953					1024						1053
St Pancras International (STP)  d	0827			0842		0857			0912		0927			0942		0957			
Farringdon (ZFD)  d	0832			0847		0902			0917		0932			0947		1002			
City Thameslink (CTK)  d	0834			0849		0904			0919		0934			0949		1004			
London Blackfriars (BFR)  d	0836			0851		0906			0921		0936			0951		1006			
Elephant & Castle (EPH)  d	0840			0855		0910			0925		0940			0955		1010			
Loughborough Jn (LGJ)  d	0845			0900		0915			0930		0945			1000		1015			
Herne Hill (HNN)  d	0850			0905		0920			0935		0950			1005		1020			
London Bridge (LBG)  d		0844			0901		0914			0931		0944			1001		1014		
South Bermondsey (SBM)  d		0848			0906		0918			0936		0948			1006		1018		
Queens Rd Peckham (QRP)  d		0852			0909		0922			0939		0952			1009		1022		
Peckham Rye (PMR)  d		0855			0912		0925			0942		0955			1012		1025		
East Dulwich (EDW)  d		0858			0915		0928			0945		0958			1015		1028		
North Dulwich (NDL)  d		0901			0917		0931			0947		1001			1017		1031		
Tulse Hill (TUH)  a	0854	0904		0909	0921	0924	0934		0939	0951	0954	1004		1009	1021	1024	1034		
Tulse Hill (TUH)  d	0857			0910	0921	0927			0940	0951	0956			1010	1021	1026			
Streatham (STE)  d	0900			0914	0925a	0930			0944	0955a	1000			1014	1025a	1030			
Tooting (TOO)  d				0919					0949					1019					
Haydens Road (HYR)  d				0922					0952					1022					
Wimbledon (WIM)  a				0924					0954					1024					
Wimbledon (WIM)  d				0925					0955					1025					
Wimbledon Chase (WBO)  d				0928					0958					1028					
South Merton (SMO)  d				0930					1000					1030					
Morden South (MDS)  d				0933					1003					1033					
St Helier (SIH)  d				0935					1005					1035					
Sutton Common (SUC)  d				0937					1007					1037					
West Sutton (WSU)  d				0940					1010					1040					
Mitcham Eastfields (MTC)  d	0904		0930			0934		1000			1004		1030			1034		1100	
Mitcham Junction (MIJ)  d	0907		0933			0937		1003			1007		1033			1037		1103	
Hackbridge (HCB)  d	0910		0936			0940		1006			1010		1036			1040		1106	
Carshalton (CSH)  d	0913		0939			0943		1009			1013		1039			1043		1109	
Sutton (Surrey) (SUO)  a	0917		0943	0944		0947		1013	1014		1017		1043	1044		1047		1113	

**NOTES** (see introductory pages for explanation of train operator codes and standard symbols)

a Arrival time

d Departure time

A From St Albans City, see table 170

F To Dorking, see table 162



































G To Beckenham Junction, see table 165

H To East Croydon, see table 164

K To Horsham, see table 162

## London to Wimbledon and Sutton via Streatham and Tulse Hill

**Mondays to Fridays from 5 September**

Operator Train ID Days of operation/Notes	TL	SN	TL	SN	SN	TL	SN	TL	SN	SN	TL	SN	TL	SN	SN	TL	SN	TL
	9V31 A	2J23 H	9O31 A	2H23 G	2I22 F	9V33 A	2J25 H	9O33 A	2H25 G	2I24 K	9V35 A	2J27 H	9O35 A	2H27 G	2I26 F	9V37 A	2J29 H	9O37 A
London Victoria (VIC)  d					1111					1141					1211			
Clapham Junction (CLJ)  d					1118					1148					1218			
Balham (BAL)  d					1123					1153					1223			
St Pancras International (STP)  d	1012		1027			1042		1057			1112		1127			1142		1157
Farringdon (ZFD)  d	1017		1032			1047		1102			1117		1132			1147		1202
City Thameslink (CTK)  d	1019		1034			1049		1104			1119		1134			1149		1204
London Blackfriars (BFR)  d	1021		1036			1051		1106			1121		1136			1151		1206
Elephant & Castle (EPH)  d	1025		1040			1055		1110			1125		1140			1155		1210
Loughborough Jn (LGJ)  d	1030		1045			1100		1115			1130		1145			1200		1215
Herne Hill (HNH)  d	1035		1050			1105		1120			1135		1150			1205		1220
London Bridge (LBG)  d		1031		1044			1101		1114			1131		1144			1201	
South Bermondsey (SBM)  d		1036		1048			1106		1118			1136		1148			1206	
Queens Rd Peckham (QRP)  d		1039		1052			1109		1122			1139		1152			1209	
Peckham Rye (PMR)  d		1042		1055			1112		1125			1142		1155			1212	
East Dulwich (EDW)  d		1045		1058			1115		1128			1145		1158			1215	
North Dulwich (NDL)  d		1047		1101			1117		1131			1147		1201			1217	
Tulse Hill (TUH)  a	1039	1051	1054	1104		1109	1121	1124	1134		1139	1151	1154	1204		1209	1221	1224
Tulse Hill (TUH)  d	1040	1051	1056			1110	1121	1126			1140	1151	1156			1210	1221	1226
Streatham (STE)  d	1044	1055a	1100			1114	1125a	1130			1144	1155a	1200			1214	1225a	1230
Tooting (TOO)  d	1049					1119					1149					1219		
Haydens Road (HYR)  d	1052					1122					1152					1222		
Wimbledon (WIM)  a	1054					1124					1154					1224		
Wimbledon (WIM)  d	1055					1125					1155					1225		
Wimbledon Chase (WBO)  d	1058					1128					1158					1228		
South Merton (SMO)  d	1100					1130					1200					1230		
Morden South (MDS)  d	1103					1133					1203					1233		
St Helier (SIH)  d	1105					1135					1205					1235		
Sutton Common (SUC)  d	1107					1137					1207					1237		
West Sutton (WSU)  d	1110					1140					1210					1240		
Mitcham Eastfields (MTC)  d			1104		1130			1134		1200			1204		1230			1234
Mitcham Junction (MIJ)  d			1107		1133			1137		1203			1207		1233			1237
Hackbridge (HCB)  d			1110		1136			1140		1206			1210		1236			1240
Carshalton (CSH)  d			1113		1139			1143		1209			1213		1239			1243
Sutton (Surrey) (SUO)  a	1114		1117		1143	1144		1147		1213	1214		1217		1243	1244		1247

**NOTES** (see introductory pages for explanation of train operator codes and standard symbols)



































a Arrival time  
d Departure time

A From St Albans City, see table 170  
F To Dorking, see table 162  
G To Beckenham Junction, see table 165  
H To East Croydon, see table 164  
K To Horsham, see table 162



## London to Wimbledon and Sutton via Streatham and Tulse Hill

**Mondays to Fridays from 5 September**

Operator Train ID Days of operation/Notes	SN	SN	TL	SN	TL	SN	SN	TL	SN	TL	SN	SN	TL	SN	TL	SN	TL	SN	TL
	2H29 G	2I28 K	9V39 A	2J31 H	9O39 A	2H31 G	2I30 F	9V41 A	2J33 H	9O41 A	2H33 G	2I32 K	9V43 A	2J35 H	9O43 A	2H35 G	2I34 F	2I34 F	9V45 A
London Victoria (VIC)  d		1241					1311					1341							1411
Clapham Junction (CLJ)  d		1248					1318					1348							1418
Balham (BAL)  d		1254					1323					1353							1423
St Pancras International (STP)  d			1212		1227			1242		1257			1312			1327			1342
Farringdon (ZFD)  d			1217		1232			1247		1302			1317			1332			1347
City Thameslink (CTK)  d			1219		1234			1249		1304			1319			1334			1349
London Blackfriars (BFR)  d			1221		1236			1251		1306			1321			1336			1351
Elephant & Castle (EPH)  d			1225		1240			1255		1310			1325			1340			1355
Loughborough Jn (LGJ)  d			1230		1245			1300		1315			1330			1345			1400
Herne Hill (HNN)  d			1235		1250			1305		1320			1335			1350			1405
London Bridge (LBG)  d	1214			1231		1244			1301		1314			1331			1344		
South Bermondsey (SBM)  d	1218			1236		1248			1306		1318			1336			1348		
Queens Rd Peckham (QRP)  d	1222			1239		1252			1309		1322			1339			1352		
Peckham Rye (PMR)  d	1225			1242		1255			1312		1325			1342			1355		
East Dulwich (EDW)  d	1228			1245		1258			1315		1328			1345			1358		
North Dulwich (NDL)  d	1231			1247		1301			1317		1331			1347			1401		
Tulse Hill (TUH)  a	1234		1239	1251	1254	1304		1309	1321	1324	1334		1339	1351	1354	1404			1409
Tulse Hill (TUH)  d			1240	1251	1256			1310	1321	1326			1340	1351	1356				1410
Streatham (STE)  d			1244	1255a	1300			1314	1325a	1330			1344	1355a	1400				1414
Tooting (TOO)  d			1249					1319					1349						1419
Haydons Road (HYR)  d			1252					1322					1352						1422
Wimbledon (WIM)  a			1254					1324					1354						1424
Wimbledon (WIM)  d			1255					1325					1355						1425
Wimbledon Chase (WBO)  d			1258					1328					1358						1428
South Merton (SMO)  d			1300					1330					1400						1430
Morden South (MDS)  d			1303					1333					1403						1433
St Helier (SIH)  d			1305					1335					1405						1435
Sutton Common (SUC)  d			1307					1337					1407						1437
West Sutton (WSU)  d			1310					1340					1410						1440
Mitcham Eastfields (MTC)  d		1301			1304		1330			1334		1400			1404				1430
Mitcham Junction (MIJ)  d		1304			1307		1333			1337		1403			1407				1433
Hackbridge (HCB)  d		1307			1310		1336			1340		1406			1410				1436
Carshalton (CSH)  d		1309			1313		1339			1343		1409			1413				1439
Sutton (Surrey) (SUO)  a		1313	1314		1317		1343	1344		1347		1413	1414		1417				1443
																			1444

**NOTES** (see introductory pages for explanation of train operator codes and standard symbols)

**a** Arrival time

**d** Departure time

**A** From St Albans City, see table 170

**F** To Dorking, see table 162



































**G** To Beckenham Junction, see table 165

**H** To East Croydon, see table 164

**K** To Horsham, see table 162

London to Wimbledon and Sutton via Streatham and Tulse Hill

**Mondays to Fridays from 5 September**



































Operator Train ID Days of operation/Notes	SN	TL	SN	SN	TL	SN	TL	SN	SN	TL	SN	TL	SN	SN	TL	SN	TL	SN	TL	SN	
	2J37 H	9O45 A	2H37 G	2I36 K	9V47 A	2J39 H	9O47 A	2H39 G	2I38 F	9V49 A	2J41 H	9O49 A	2H41 G	2I40 K	9V51 A	2J43 H	9O51 A	2H43 G			
London Victoria (VIC)  d				1441					1511					1541							
Clapham Junction (CLJ)  d				1448					1518					1548							
Balham (BAL)  d				1453					1523					1553							
St Pancras International (STP)  d		1357			1412		1427			1442		1457			1512				1527		
Farringdon (ZFD)  d		1402			1417		1432			1447		1502			1517				1532		
City Thameslink (CTK)  d		1404			1419		1434			1449		1504			1519				1534		
London Blackfriars (BFR)  d		1406			1421		1436			1451		1506			1521				1536		
Elephant & Castle (EPH)  d		1410			1425		1440			1455		1510			1525				1540		
Loughborough Jn (LGJ)  d		1415			1430		1445			1500		1515			1530				1545		
Herne Hill (HNN)  d		1420			1435		1450			1505		1520			1535				1550		
London Bridge (LBG)  d	1401		1414			1431		1444			1501		1514			1531			1544		
South Bermondsey (SBM)  d	1406		1418			1436		1448			1506		1518			1536			1548		
Queens Rd Peckham (QRP)  d	1409		1422			1439		1453			1509		1522			1539			1552		
Peckham Rye (PMR)  d	1412		1425			1442		1456			1512		1525			1542			1555		
East Dulwich (EDW)  d	1415		1428			1445		1459			1515		1528			1545			1558		
North Dulwich (NDL)  d	1417		1431			1447		1502			1517		1531			1547			1601		
Tulse Hill (TUH)  a	1421	1424	1434		1439	1451	1454	1505		1509	1521	1524	1534		1539	1551	1554	1604			
Tulse Hill (TUH)  d	1421	1426			1440	1451	1456			1510	1521	1526			1540	1551	1556				
Streatham (STE)  d	1425a	1430			1444	1455a	1500			1514	1525a	1530			1544	1555a	1600				
Tooting (TOO)  d					1449					1519					1549						
Haydons Road (HYR)  d					1452					1522					1552						
Wimbledon (WIM)  a					1454					1524					1554						
Wimbledon (WIM)  d					1455					1525					1555						
Wimbledon Chase (WBO)  d					1458					1528					1558						
South Merton (SMO)  d					1500					1530					1600						
Morden South (MDS)  d					1503					1533					1603						
St Helier (SIH)  d					1505					1535					1605						
Sutton Common (SUC)  d					1507					1537					1607						
West Sutton (WSU)  d					1510					1540					1610						
Mitcham Eastfields (MTC)  d		1434		1500			1504		1530			1534		1600					1604		
Mitcham Junction (MIJ)  d		1437		1503			1507		1533			1537		1603					1607		
Hackbridge (HCB)  d		1440		1506			1510		1536			1540		1606					1610		
Carshalton (CSH)  d		1443		1509			1513		1539			1543		1609					1613		
Sutton (Surrey) (SUO)  a		1447		1513	1514		1517		1543	1544		1547		1613	1614				1617		

NOTES (see introductory pages for explanation of train operator codes and standard symbols)

- a Arrival time
- d Departure time
- A From St Albans City, see table 170
- F To Dorking, see table 162
- G To Beckenham Junction, see table 165
- H To East Croydon, see table 164
- K To Horsham, see table 162

## London to Wimbledon and Sutton via Streatham and Tulse Hill

**Mondays to Fridays from 5 September**

Operator Train ID Days of operation/Notes	SN	TL	SN	TL	SN	SN	TL	SN	TL	SN	TL	SN	TL	SN	TL	SN	SN	TL	SN	TL
	2142 F	9V53 A	2J45 H	9O53 A	2H45 G	2144 K	9V55 A	2J47 H	9O55 A	2H47 G	2146 F	9V57 A	2J49 H	9O57 A	2H49 G	1148 D	2148 K	9V59 A		
London Victoria (VIC)  d	1612					1641					1711					1725	1741			
Clapham Junction (CLJ)  d	1619					1648					1718					1732	1748			
Balham (BAL)  d	1624					1653					1723					1753				
St Pancras International (STP)  d		1542		1557			1612		1627			1642		1657						1712
Farringdon (ZFD)  d		1547		1602			1617		1632			1647		1702						1717
City Thameslink (CTK)  d		1549		1604			1619		1634			1649		1704						1719
London Blackfriars (BFR)  d		1551		1606			1621		1636			1651		1706						1721
Elephant & Castle (EPH)  d		1555		1610			1625		1640			1655		1710						1725
Loughborough Jn (LGJ)  d		1600		1615			1630		1645			1700		1715						1730
Herne Hill (HNN)  d		1605		1620			1635		1650			1705		1720						1735
London Bridge (LBG)  d			1601		1614			1631		1644			1701		1714					
South Bermondsey (SBM)  d			1606		1618			1636		1648			1706		1718					
Queens Rd Peckham (QRP)  d			1609		1622			1639		1652			1709		1722					
Peckham Rye (PMR)  d			1612		1625			1642		1655			1712		1725					
East Dulwich (EDW)  d			1615		1628			1645		1658			1715		1728					
North Dulwich (NDL)  d			1617		1631			1647		1701			1717		1731					
Tulse Hill (TUH)  a		1609	1621	1624	1634		1639	1651	1654	1704		1709	1721	1724	1734					1739
Tulse Hill (TUH)  d		1610	1621	1626			1640	1651	1656			1710	1721	1726						1740
Streatham (STE)  d		1614	1625a	1630			1644	1655a	1700			1714	1725a	1730						1744
Tooting (TOO)  d		1619					1649					1719								1749
Haydens Road (HYR)  d		1622					1652					1722								1752
Wimbledon (WIM)  a		1624					1654					1724								1754
Wimbledon (WIM)  d		1625					1655					1725								1755
Wimbledon Chase (WBO)  d		1628					1658					1728								1758
South Merton (SMO)  d		1630					1700					1730								1800
Morden South (MDS)  d		1633					1703					1733								1803
St Helier (SIH)  d		1635					1705					1735								1805
Sutton Common (SUC)  d		1637					1707					1737								1807
West Sutton (WSU)  d		1640					1710					1740								1810
Mitcham Eastfields (MTC)  d	1630			1634		1700			1704		1730			1734		1743	1800			
Mitcham Junction (MIJ)  d	1633			1637		1703			1707		1733			1737		1746	1803			
Hackbridge (HCB)  d	1636			1640		1706			1710		1736			1740		1749	1806			
Carshalton (CSH)  d	1639			1643		1709			1713		1739			1743		1752	1809			
Sutton (Surrey) (SUO)  a	1643	1644		1647		1713	1714		1717		1743	1744		1747		1755	1813	1814		

**NOTES** (see introductory pages for explanation of train operator codes and standard symbols)

a Arrival time

d Departure time

A From St Albans City, see table 170

D To Epsom, see table 164

F To Dorking, see table 162

G To Beckenham Junction, see table 165

H To East Croydon, see table 164

K To Horsham, see table 162

London to Wimbledon and Sutton via Streatham and Tulse Hill

**Mondays to Fridays from 5 September**



































Operator Train ID Days of operation/Notes	SN	TL	SN	SN	SN	TL	SN	TL	SN	SN	SN	TL	SN	TL	SN	SN	TL	SN
	2J51 H	9O59 A	2H51 L	1I50 D	2I50 F	9V61 A	2J53 H	9O61 A	2H53 G	1I52 D	2I52 K	9V63 A	2J55 H	9O63 A	2H55 G	2I54 F	9V65 A	2J57 H
London Victoria (VIC)				1755	1811					1825	1841					1911		
Clapham Junction (CLJ)				1802	1818					1832	1848					1918		
Balham (BAL)					1823						1853					1923		
St Pancras International (STP)		1727				1742		1757				1812		1827				1842
Farringdon (ZFD)		1732				1747		1802				1817		1832				1847
City Thameslink (CTK)		1734				1749		1804				1819		1834				1849
London Blackfriars (BFR)		1736				1751		1806				1821		1836				1851
Elephant & Castle (EPH)		1740				1755		1810				1825		1840				1855
Loughborough Jn (LGJ)		1745				1800		1815				1830		1845				1900
Herne Hill (HNN)		1750				1805		1820				1835		1850				1905
London Bridge (LBG)	1731		1744				1801		1814				1831		1844			1901
South Bermondsey (SBM)	1736		1748				1806		1818				1836		1848			1906
Queens Rd Peckham (QRP)	1739		1752				1809		1822				1839		1852			1909
Peckham Rye (PMR)	1742		1755				1812		1825				1842		1855			1912
East Dulwich (EDW)	1745		1758				1815		1828				1845		1858			1915
North Dulwich (NDL)	1747		1801				1817		1831				1847		1901			1917
Tulse Hill (TUH)	1751	1754	1804			1809	1821	1824	1834			1839	1851	1854	1904			1909
Tulse Hill (TUH)	1751	1756				1810	1821	1826				1840	1851	1856				1910
Streatham (STE)	1755a	1800				1814	1825a	1830				1844	1855a	1900				1914
Tooting (TOO)						1819						1849						1919
Haydons Road (HYR)						1822						1852						1922
Wimbledon (WIM)						1824						1854						1924
Wimbledon (WIM)						1825						1855						1925
Wimbledon Chase (WBO)						1828						1858						1928
South Merton (SMO)						1830						1900						1930
Morden South (MDS)						1833						1903						1933
St Helier (SIH)						1835						1905						1935
Sutton Common (SUC)						1837						1907						1937
West Sutton (WSU)						1840						1910						1940
Mitcham Eastfields (MTC)		1804		1813	1830			1834		1843	1900			1904		1930		
Mitcham Junction (MIJ)		1807		1816	1833			1837		1846	1903			1907		1933		
Hackbridge (HCB)		1810		1819	1836			1840		1849	1906			1910		1936		
Carshalton (CSH)		1813		1822	1839			1843		1852	1909			1913		1939		
Sutton (Surrey) (SUO)		1817		1825	1843	1844		1847		1855	1913	1914		1917		1943	1944	

NOTES (see introductory pages for explanation of train operator codes and standard symbols)

- a Arrival time
- d Departure time
- A From St Albans City, see table 170
- D To Epsom, see table 164
- F To Dorking, see table 162
- G To Beckenham Junction, see table 165
- H To East Croydon, see table 164
- K To Horsham, see table 162
- L To Crystal Palace, see table 165

## London to Wimbledon and Sutton via Streatham and Tulse Hill

**Mondays to Fridays from 5 September**

Operator Train ID Days of operation/Notes	TL	SN	SN	TL	SN	TL	SN	SN	TL	SN	TL	SN	SN	TL	SN	TL	SN	
	9065 A	2H57 G	2156 K	9V67 A	2J59 H	9067 A	2H59 G	2158 F	9V69 A	2J61 H	9069 A	2H61 G	2160 K	9V71 A	2J63 H	2162 F	9V73 A	2J65 H
London Victoria (VIC)  d			1941					2011					2041			2111		
Clapham Junction (CLJ)  d			1948					2018					2048			2118		
Balham (BAL)  d			1953					2023					2053			2123		
St Pancras International (STP)  d	1857			1912		1927			1942		1957			2012				2042
Farringdon (ZFD)  d	1902			1917		1932			1947		2002			2017				2047
City Thameslink (CTK)  d	1904			1919		1934			1949		2004			2019				2049
London Blackfriars (BFR)  d	1906			1921		1936			1951		2006			2021				2051
Elephant & Castle (EPH)  d	1910			1925		1940			1955		2010			2025				2055
Loughborough Jn (LGJ)  d	1915			1930		1945			2000		2015			2030				2100
Herne Hill (HNN)  d	1920			1935		1950			2005		2020			2035				2105
London Bridge (LBG)  d		1914			1931		1944			2001		2014			2031			2101
South Bermondsey (SBM)  d		1918			1936		1948			2006		2018			2036			2106
Queens Rd Peckham (QRP)  d		1922			1939		1952			2009		2022			2039			2109
Peckham Rye (PMR)  d		1925			1942		1955			2012		2025			2042			2112
East Dulwich (EDW)  d		1928			1945		1958			2015		2028			2045			2115
North Dulwich (NDL)  d		1931			1947		2001			2017		2031			2047			2117
Tulse Hill (TUH)  a	1924	1934		1939	1951	1954	2004		2009	2021	2024	2034		2039	2051		2109	2121
Tulse Hill (TUH)  d	1926			1940	1951	1956			2010	2021	2026			2040	2051		2110	2121
Streatham (STE)  d	1930			1944	1955a	2000			2014	2025a	2030			2044	2055a		2114	2125a
Tooting (TOO)  d				1949					2019					2049				2119
Haydons Road (HYR)  d				1952					2022					2052				2122
Wimbledon (WIM)  a				1954					2024					2054				2124
Wimbledon (WIM)  d				1955					2025					2055				2125
Wimbledon Chase (WBO)  d				1958					2028					2058				2128
South Merton (SMO)  d				2000					2030					2100				2130
Morden South (MDS)  d				2003					2033					2103				2133
St Helier (SIH)  d				2005					2035					2105				2135
Sutton Common (SUC)  d				2007					2037					2107				2137
West Sutton (WSU)  d				2010					2040					2110				2140
Mitcham Eastfields (MTC)  d	1934		2000			2004		2030			2034		2100			2130		
Mitcham Junction (MIJ)  d	1937		2003			2007		2033			2037		2103			2133		
Hackbridge (HCB)  d	1940		2006			2010		2036			2040		2106			2136		
Carshalton (CSH)  d	1943		2009			2013		2039			2043		2109			2139		
Sutton (Surrey) (SUO)  a	1947		2013	2014		2017		2043	2044		2047		2113	2114		2143	2144	

**NOTES** (see introductory pages for explanation of train operator codes and standard symbols)

a Arrival time

d Departure time

A From St Albans City, see table 170

F To Dorking, see table 162



































G To Beckenham Junction, see table 165

H To East Croydon, see table 164

K To Horsham, see table 162

## London to Wimbledon and Sutton via Streatham and Tulse Hill

**Mondays to Fridays from 5 September**

Operator Train ID Days of operation/Notes	TL	SN	SN	TL	SN	TL	SN	TL	SN	SN	SN	TL	SN	TL	TL	SN	TL	SN	
	9073 A	2H65 G	2164 K	9V75 A	2J67 H	9075 A	2166 F	9V77 A	2J69 H	2H69 G	2168 K	9V79 A	2J71 H	9079 A	9V81 A	2J95 C	9081 A	2198 K	
London Victoria (VIC)  d			2141				2211				2241							2325	
Clapham Junction (CLJ)  d			2148				2218				2248							2332	
Balham (BAL)  d			2154				2223				2253							2337	
St Pancras International (STP)  d	2057			2112			2127			2142			2212		2227	2242		2257	
Farringdon (ZFD)  d	2102			2117			2132			2147			2217		2232	2247		2302	
City Thameslink (CTK)  d	2104			2119			2134			2149			2219		2234	2249			
London Blackfriars (BFR)  d	2106			2121			2136			2151			2221		2236	2251		2306	
Elephant & Castle (EPH)  d	2110			2125			2140			2155			2225		2240	2255		2310	
Loughborough Jn (LGJ)  d	2115			2130			2145			2200			2230		2245	2300		2315	
Herne Hill (HNN)  d	2120			2135			2150			2205			2235		2250	2305		2320	
London Bridge (LBG)  d		2114			2131					2201	2214			2231			2301		
South Bermondsey (SBM)  d		2118			2136					2206	2218			2236			2306		
Queens Rd Peckham (QRP)  d		2122			2139					2209	2222			2239			2309		
Peckham Rye (PMR)  d		2125			2142					2212	2225			2242			2312		
East Dulwich (EDW)  d		2128			2145					2215	2228			2245			2315		
North Dulwich (NDL)  d		2131			2147					2217	2231			2247			2317		
Tulse Hill (TUH)  a	2124	2134		2139	2151	2154		2209	2221	2234			2239	2251	2254	2309	2321	2324	
Tulse Hill (TUH)  d	2126			2140	2151	2156		2210	2221				2240	2251	2256	2310	2321	2326	
Streatham (STE)  d	2130			2144	2155a	2200		2214	2225a				2244	2255a	2300	2314	2325a	2330	
Tooting (TOO)  d				2149				2219					2249				2319		
Haydens Road (HYR)  d				2152				2222					2252				2322		
Wimbledon (WIM)  a				2154				2224					2254				2324		
Wimbledon (WIM)  d				2155				2225					2255				2325		
Wimbledon Chase (WBO)  d				2158				2228					2258				2328		
South Merton (SMO)  d				2200				2230					2300				2330		
Morden South (MDS)  d				2203				2233					2303				2333		
St Helier (SIH)  d				2205				2235					2305				2335		
Sutton Common (SUC)  d				2207				2237					2307				2337		
West Sutton (WSU)  d				2210				2240					2310				2340		
Mitcham Eastfields (MTC)  d	2134		2201			2204	2230					2300			2304			2334	2345
Mitcham Junction (MIJ)  d	2137		2204			2207	2233					2303			2307			2337	2348
Hackbridge (HCB)  d	2140		2207			2210	2236					2306			2310			2340	2351
Carshalton (CSH)  d	2143		2209			2213	2239					2309			2313			2343	2354
Sutton (Surrey) (SUO)  a	2147		2213	2214		2217	2243	2244				2313	2314		2317	2344		2347	2358

**NOTES** (see introductory pages for explanation of train operator codes and standard symbols)

a Arrival time

d Departure time

A From St Albans City, see table 170

C To Selhurst, see table 164

F To Dorking, see table 162





















G To Beckenham Junction, see table 165

H To East Croydon, see table 164

K To Horsham, see table 162

## London to Wimbledon and Sutton via Streatham and Tulse Hill

**Mondays to Fridays** from 5 September

Operator Train ID Days of operation/Notes	TL	SN	TL	SN
	9V83 A	2J97 M	9V85 B	2J99 TSM C
London Victoria (VIC)  10 d				
Clapham Junction (CLJ) 10 d				
Balham (BAL)  4 d				
St Pancras International (STP)   15 d	2312		2344	
Farringdon (ZFD)  3 d	2317		2349	
City Thameslink (CTK)  3 d				
London Blackfriars (BFR)  3 d	2321		2353	
Elephant & Castle (EPH)  d	2325		2357	
Loughborough Jn (LGJ) d	2330		0002	
Herne Hill (HNH)  4 d	2335		0006	
London Bridge (LBG)  4 d		2331		0001
South Bermondsey (SBM) d		2336		0005
Queens Rd Peckham (QRP) d		2339		0008
Peckham Rye (PMR)  4 d		2342		0011
East Dulwich (EDW) d		2345		0015
North Dulwich (NDL) d		2347		0017
Tulse Hill (TUH)  4 a	2339	2351	0010	0021
Tulse Hill (TUH)  4 d	2340		0011	0021
Streatham (STE)  4 d	2344		0014	0025a
Tooting (TOO) d	2349		0019	
Haydons Road (HYR) d	2352		0022	
Wimbledon (WIM)   6 a	2354		0024	
Wimbledon (WIM)   6 d	2355		0025	
Wimbledon Chase (WBO) d	2358		0028	
South Merton (SMO) d	0001		0030	
Morden South (MDS) d	0004		0033	
St Helier (SIH) d	0006		0035	
Sutton Common (SUC) d	0008		0037	
West Sutton (WSU) d	0011		0040	
Mitcham Eastfields (MTC) d				
Mitcham Junction (MIJ)  d				
Hackbridge (HCB) d				
Carshalton (CSH) d				
Sutton (Surrey) (SUO)  4 a	0014		0044	

**NOTES** (see introductory pages for explanation of train operator codes and standard symbols)



















a Arrival time  
d Departure time

A From St Albans City, see table 170  
B From Luton, see table 170  
C To Selhurst, see table 164  
M To Norwood Junction, see table 165

TSM Tuesday to Saturday mornings

London to Wimbledon and Sutton via Streatham and Tulse Hill

**Saturdays until 3 September**

Operator Train ID Days of operation/Notes	TL	TL	SN	TL	TL	SN	TL	TL	SN	SN	SN	TL	TL	SN	SN	SN	TL	SN
	9V83 A	9V85 B	2J01 C	9V11 B	9O11 D	2I02 E	9V13 B	9O13 D	1I04 G	2I04 E	2J05 F	9V15 B	9O15 B	1I06 G	2I06 E	2J07 F	9V17 A	2H07 H
London Victoria (VIC)  d						0611			0625	0641				0655	0711			
Clapham Junction (CLJ)  d						0618			0632	0648				0702	0718			
Balham (BAL)  d						0623				0653					0723			
St Pancras International (STP)  d				0512	0527		0542	0557				0612	0627				0642	
Farringdon (ZFD)  d				0517	0532		0547	0602				0617	0632				0647	
City Thameslink (CTK)  d																		
London Blackfriars (BFR)  d				0521	0536		0551	0606				0621	0636				0651	
Elephant & Castle (EPH)  d				0525	0540		0555	0610				0625	0640				0655	
Loughborough Jn (LGJ) d		0002		0530	0545		0600	0615				0630	0645				0700	
Herne Hill (HNH)  d		0006		0535	0550		0605	0620				0635	0650				0705	
London Bridge (LBG)  d											0614					0644		0701
South Bermondsey (SBM) d											0619					0649		0705
Queens Rd Peckham (QRP) d			0002								0622					0652		0708
Peckham Rye (PMR)  d			0006								0625					0655		0711
East Dulwich (EDW) d			0009								0628					0658		0714
North Dulwich (NDL) d			0011								0630					0700		0717
Tulse Hill (TUH)  a		0010	0018	0539	0554		0609	0624			0634	0639	0654			0704	0709	0720
Tulse Hill (TUH)  d		0011	0018	0540	0556		0610	0626			0634	0640	0656			0704	0710	
Streatham (STE)  d		0014	0022a	0544	0600		0614	0630			0638a	0644	0700			0708a	0714	
Tooting (TOO) d		0019		0549			0619					0649					0719	
Haydons Road (HYR) d		0022		0552			0622					0652					0722	
Wimbledon (WIM)  a		0024		0554			0624					0654					0724	
Wimbledon (WIM)  d		0025		0555			0625					0655					0725	
Wimbledon Chase (WBO) d		0028		0558			0628					0658					0728	
South Merton (SMO) d	0001	0030		0600			0630					0700					0730	
Morden South (MDS) d	0004	0033		0603			0633					0703					0733	
St Helier (SIH) d	0006	0035		0605			0635					0705					0735	
Sutton Common (SUC) d	0008	0037		0607			0637					0707					0737	
West Sutton (WSU) d	0011	0040		0610			0640					0710					0740	
Mitcham Eastfields (MTC) d					0604	0630		0634		0700			0704				0730	
Mitcham Junction (MIJ)  d					0607	0633		0637		0703			0707				0733	
Hackbridge (HCB) d					0610	0636		0640		0706			0710				0736	
Carshalton (CSH) d					0613	0639		0643	0649	0709			0713	0719	0739			
Sutton (Surrey) (SUO)  a	0014	0044		0614	0617	0643	0644	0647	0653	0713		0714	0717	0723	0743		0744	

NOTES (see introductory pages for explanation of train operator codes and standard symbols)

- a Arrival time
- d Departure time
- A From St Albans City, see table 051
- B From Luton, see table 051
- C To Selhurst, see table 164
- D From West Hampstead Thameslink, see table 051
- E To Epsom, see table 162
- F To Caterham, see table 172
- G To Dorking, see table 162
- H To Beckenham Junction, see table 165



## London to Wimbledon and Sutton via Streatham and Tulse Hill

Saturdays until 3 September

Operator Train ID Days of operation/Notes	TL	SN	SN	SN	TL	SN	TL	SN	SN	SN	TL	SN	TL	SN	SN	SN	TL	SN
	9017 A	1108 J	2108 E	2J09 F	9V19 K	2H09 H	9019 A	1110 G	2110 E	2J11 F	9V21 A	2H11 H	9021 A	1112 J	2112 E	2J13 F	9V23 A	2H13 H
London Victoria (VIC)  10 d		0725	0741					0755	0811					0825	0841			
Clapham Junction (CLJ)  10 d		0732	0748					0802	0818					0832	0848			
Balham (BAL)  4 d			0753						0823						0853			
St Pancras International (STP)   15 d	0657				0712		0727				0742		0757					0812
Farringdon (ZFD)  3 d	0702				0717		0732				0747		0802					0817
City Thameslink (CTK)  3 d																		
London Blackfriars (BFR)  3 d	0706				0721		0736				0751		0806					0821
Elephant & Castle (EPH)  d	0710				0725		0740				0755		0810					0825
Loughborough Jn (LGJ)  d	0715				0730		0745				0800		0815					0830
Herne Hill (HNN)  4 d	0720				0735		0750				0805		0820					0835
London Bridge (LBG)  4 d				0714		0731				0744		0801				0814		0831
South Bermondsey (SBM)  d				0719		0735				0749		0805				0819		0835
Queens Rd Peckham (QRP)  d				0722		0738				0752		0808				0822		0838
Peckham Rye (PMR)  4 d				0725		0741				0755		0811				0825		0841
East Dulwich (EDW)  d				0728		0744				0758		0814				0828		0844
North Dulwich (NDL)  d				0730		0747				0800		0817				0830		0847
Tulse Hill (TUH)  4 a	0724			0734	0739	0750	0754			0804	0809	0820	0824			0834	0839	0850
Tulse Hill (TUH)  4 d	0726			0734	0740		0756			0804	0810		0826			0834	0840	
Streatham (STE)  4 d	0730			0738a	0744		0800			0808a	0814		0830			0838a	0844	
Tooting (TOO)  d					0749						0819							0849
Haydons Road (HYR)  d					0752						0822							0852
Wimbledon (WIM)   6 a					0754						0824							0854
Wimbledon (WIM)   6 d					0755						0825							0855
Wimbledon Chase (WBO)  d					0758						0828							0858
South Merton (SMO)  d					0800						0830							0900
Morden South (MDS)  d					0803						0833							0903
St Helier (SIH)  d					0805						0835							0905
Sutton Common (SUC)  d					0807						0837							0907
West Sutton (WSU)  d					0810						0840							0910
Mitcham Eastfields (MTC)  d	0734		0800				0804		0830				0834		0900			
Mitcham Junction (MIJ)  d	0737		0803				0807		0833				0837		0903			
Hackbridge (HCB)  d	0740		0806				0810		0836				0840		0906			
Carshalton (CSH)  d	0743	0749	0809				0813	0819	0839				0843	0849	0909			
Sutton (Surrey) (SUO)  4 a	0747	0753	0813		0814		0817	0823	0843		0844		0847	0853	0913		0914	

NOTES (see introductory pages for explanation of train operator codes and standard symbols)

a Arrival time

d Departure time

A From St Albans City, see table 051

E To Epsom, see table 162

F To Caterham, see table 172

G To Dorking, see table 162

H To Beckenham Junction, see table 165

J To Horsham, see table 162

K From Bedford, see table 051

## London to Wimbledon and Sutton via Streatham and Tulse Hill

Saturdays until 3 September

Operator Train ID Days of operation/Notes	TL	SN	SN	SN	TL	SN	TL	SN	SN	SN	TL	SN	TL	SN	SN	SN	TL	SN
	9023 A	1114 G	2114 E	2J15 F	9V25 A	2H15 H	9025 A	1116 J	2116 E	2J17 F	9V27 A	2H17 H	9027 A	1118 G	2118 E	2J19 F	9V29 A	2H19 H
London Victoria (VIC)  10 d		0855	0911					0925	0941					0955	1011			
Clapham Junction (CLJ)  10 d		0902	0918					0932	0948					1002	1018			
Balham (BAL)  4 d			0923						0953						1023			
St Pancras International (STP)   15 d	0827				0842		0857				0912		0927					0942
Farringdon (ZFD)  3 d	0832				0847		0902				0917		0932					0947
City Thameslink (CTK)  3 d							0904				0919		0934					0949
London Blackfriars (BFR)  3 d	0836				0851		0906				0921		0936					0951
Elephant & Castle (EPH)  d	0840				0855		0910				0925		0940					0955
Loughborough Jn (LGJ)  d	0845				0900		0915				0930		0945					1000
Herne Hill (HNN)  4 d	0850				0905		0920				0935		0950					1005
London Bridge (LBG)  4 d				0844		0901				0914		0931				0944		1001
South Bermondsey (SBM)  d				0849		0905				0919		0935				0949		1005
Queens Rd Peckham (QRP)  d				0852		0908				0922		0938				0952		1008
Peckham Rye (PMR)  4 d				0855		0911				0925		0941				0955		1011
East Dulwich (EDW)  d				0858		0914				0928		0944				0958		1014
North Dulwich (NDL)  d				0900		0917				0930		0947				1000		1017
Tulse Hill (TUH)  4 a	0854			0904	0909	0920	0924			0934	0939	0950	0954			1004	1009	1020
Tulse Hill (TUH)  4 d	0856			0904	0910		0926			0934	0940		0956			1004	1010	
Streatham (STE)  4 d	0900			0908a	0914		0930			0938a	0944		1000			1008a	1014	
Tooting (TOO)  d					0919						0949							1019
Haydons Road (HYR)  d					0922						0952							1022
Wimbledon (WIM)   6 a					0924						0954							1024
Wimbledon (WIM)   6 d					0925						0955							1025
Wimbledon Chase (WBO)  d					0928						0958							1028
South Merton (SMO)  d					0930						1000							1030
Morden South (MDS)  d					0933						1003							1033
St Helier (SIH)  d					0935						1005							1035
Sutton Common (SUC)  d					0937						1007							1037
West Sutton (WSU)  d					0940						1010							1040
Mitcham Eastfields (MTC)  d	0904		0930				0934		1000				1004		1030			
Mitcham Junction (MIJ)  d	0907		0933				0937		1003				1007		1033			
Hackbridge (HCB)  d	0910		0936				0940		1006				1010		1036			
Carshalton (CSH)  d	0913	0919	0939				0943	0949	1009				1013	1019	1039			
Sutton (Surrey) (SUO)  4 a	0917	0923	0943		0944		0947	0953	1013		1014		1017	1023	1043		1044	






































NOTES (see introductory pages for explanation of train operator codes and standard symbols)

a Arrival time  
d Departure time

A From St Albans City, see table 051  
E To Epsom, see table 162  
F To Caterham, see table 172  
G To Dorking, see table 162  
H To Beckenham Junction, see table 165  
J To Horsham, see table 162

## London to Wimbledon and Sutton via Streatham and Tulse Hill

Saturdays until 3 September

Operator Train ID Days of operation/Notes	TL	SN	SN	SN	TL	SN	TL	SN	SN	SN	TL	SN	TL	SN	SN	SN	TL	SN
	9029 A	1120 J	2120 E	2J21 F	9V31 A	2H21 H	9031 A	1122 G	2122 E	2J23 F	9V33 A	2H23 H	9033 A	1124 J	2124 E	2J25 F	9V35 A	2H25 H
London Victoria (VIC)  10 d		1025	1041					1055	1111					1125	1141			
Clapham Junction (CLJ)  10 d		1032	1048					1102	1118					1132	1148			
Balham (BAL)  4 d			1053						1123						1153			
St Pancras International (STP)   15 d	0957				1012		1027				1042		1057					1112
Farringdon (ZFD)  3 d	1002				1017		1032				1047		1102					1117
City Thameslink (CTK)  3 d	1004				1019		1034				1049		1104					1119
London Blackfriars (BFR)  3 d	1006				1021		1036				1051		1106					1121
Elephant & Castle (EPH)  d	1010				1025		1040				1055		1110					1125
Loughborough Jn (LGJ)  d	1015				1030		1045				1100		1115					1130
Herne Hill (HNN)  4 d	1020				1035		1050				1105		1120					1135
London Bridge (LBG)  4 d				1014		1031				1044		1101				1114		1131
South Bermondsey (SBM)  d				1019		1035				1049		1105				1119		1135
Queens Rd Peckham (QRP)  d				1022		1038				1052		1108				1122		1138
Peckham Rye (PMR)  4 d				1025		1041				1055		1111				1125		1141
East Dulwich (EDW)  d				1028		1044				1058		1114				1128		1144
North Dulwich (NDL)  d				1030		1047				1100		1117				1130		1147
Tulse Hill (TUH)  4 a	1024			1034	1039	1050	1054			1104	1109	1120	1124			1134	1139	1150
Tulse Hill (TUH)  4 d	1026			1034	1040		1056			1104	1110		1126			1134	1140	
Streatham (STE)  4 d	1030			1038a	1044		1100			1108a	1114		1130			1138a	1144	
Tooting (TOO)  d					1049						1119							1149
Haydons Road (HYR)  d					1052						1122							1152
Wimbledon (WIM)   6 a					1054						1124							1154
Wimbledon (WIM)   6 d					1055						1125							1155
Wimbledon Chase (WBO)  d					1058						1128							1158
South Merton (SMO)  d					1100						1130							1200
Morden South (MDS)  d					1103						1133							1203
St Helier (SIH)  d					1105						1135							1205
Sutton Common (SUC)  d					1107						1137							1207
West Sutton (WSU)  d					1110						1140							1210
Mitcham Eastfields (MTC)  d	1034		1100				1104		1130				1134		1200			
Mitcham Junction (MIJ)  d	1037		1103				1107		1133				1137		1203			
Hackbridge (HCB)  d	1040		1106				1110		1136				1140		1206			
Carshalton (CSH)  d	1043	1049	1109				1113	1119	1139				1143	1149	1209			
Sutton (Surrey) (SUO)  4 a	1047	1053	1113		1114		1117	1123	1143		1144		1147	1153	1213		1214	

NOTES (see introductory pages for explanation of train operator codes and standard symbols)

a Arrival time

d Departure time

A From St Albans City, see table 051

E To Epsom, see table 162

F To Caterham, see table 172






































G To Dorking, see table 162

H To Beckenham Junction, see table 165

J To Horsham, see table 162

## London to Wimbledon and Sutton via Streatham and Tulse Hill

Saturdays until 3 September

Operator Train ID Days of operation/Notes	TL	SN	SN	SN	TL	SN	TL	SN	SN	SN	TL	SN	TL	SN	SN	SN	TL	SN
	9035 A	1126 G	2126 E	2J27 F	9V37 A	2H27 H	9037 A	1128 J	2128 E	2J29 F	9V39 A	2H29 H	9039 A	1130 G	2130 E	2J31 F	9V41 A	2H31 H
London Victoria (VIC)  10 d		1155	1211					1225	1241					1255	1311			
Clapham Junction (CLJ)  10 d		1202	1218					1232	1248					1302	1318			
Balham (BAL)  4 d			1223						1253						1323			
St Pancras International (STP)   15 d	1127				1142		1157				1212		1227				1242	
Farringdon (ZFD)  3 d	1132				1147		1202				1217		1232				1247	
City Thameslink (CTK)  3 d	1134				1149		1204				1219		1234				1249	
London Blackfriars (BFR)  3 d	1136				1151		1206				1221		1236				1251	
Elephant & Castle (EPH)  d	1140				1155		1210				1225		1240				1255	
Loughborough Jn (LGJ)  d	1145				1200		1215				1230		1245				1300	
Herne Hill (HNH)  4 d	1150				1205		1220				1235		1250				1305	
London Bridge (LBG)  4 d				1144		1201				1214		1231				1244		1301
South Bermondsey (SBM)  d				1149		1205				1219		1235				1249		1305
Queens Rd Peckham (QRP)  d				1152		1208				1222		1238				1252		1308
Peckham Rye (PMR)  4 d				1155		1211				1225		1241				1255		1311
East Dulwich (EDW)  d				1158		1214				1228		1244				1258		1314
North Dulwich (NDL)  d				1200		1217				1230		1247				1300		1317
Tulse Hill (TUH)  4 a	1154			1204	1209	1220	1224			1234	1239	1250	1254			1304	1309	1320
Tulse Hill (TUH)  4 d	1156			1204	1210		1226			1234	1240		1256			1304	1310	
Streatham (STE)  4 d	1200			1208a	1214		1230			1238a	1244		1300			1308a	1314	
Tooting (TOO)  d					1219						1249						1319	
Haydons Road (HYR)  d					1222						1252						1322	
Wimbledon (WIM)   6 a					1224						1254						1324	
Wimbledon (WIM)   6 d					1225						1255						1325	
Wimbledon Chase (WBO)  d					1228						1258						1328	
South Merton (SMO)  d					1230						1300						1330	
Morden South (MDS)  d					1233						1303						1333	
St Helier (SIH)  d					1235						1305						1335	
Sutton Common (SUC)  d					1237						1307						1337	
West Sutton (WSU)  d					1240						1310						1340	
Mitcham Eastfields (MTC)  d	1204		1230				1234		1300				1304		1330			
Mitcham Junction (MIJ)  d	1207		1233				1237		1303				1307		1333			
Hackbridge (HCB)  d	1210		1236				1240		1306				1310		1336			
Carshalton (CSH)  d	1213	1219	1239				1243	1249	1309				1313	1319	1339			
Sutton (Surrey) (SUO)  4 a	1217	1223	1243		1244		1247	1253	1313		1314		1317	1323	1343		1344	

NOTES (see introductory pages for explanation of train operator codes and standard symbols)

a Arrival time

d Departure time

A From St Albans City, see table 051

E To Epsom, see table 162

F To Caterham, see table 172



































G To Dorking, see table 162

H To Beckenham Junction, see table 165

J To Horsham, see table 162

## London to Wimbledon and Sutton via Streatham and Tulse Hill

Saturdays until 3 September

Operator Train ID Days of operation/Notes	TL	SN	SN	SN	TL	SN	TL	SN	SN	SN	TL	SN	TL	SN	SN	SN	TL	SN
	9041 A	1132 J	2132 E	2J33 F	9V43 A	2H33 H	9043 A	1134 G	2134 E	2J35 F	9V45 A	2H35 H	9045 A	1136 J	2136 E	2J37 F	9V47 A	2H37 H
London Victoria (VIC)  10 d		1325	1341					1355	1411					1425	1441			
Clapham Junction (CLJ)  10 d		1332	1348					1402	1418					1432	1448			
Balham (BAL)  4 d			1353						1423						1453			
St Pancras International (STP)  15 d	1257				1312		1327				1342		1357				1412	
Farringdon (ZFD)  3 d	1302				1317		1332				1347		1402				1417	
City Thameslink (CTK)  3 d	1304				1319		1334				1349		1404				1419	
London Blackfriars (BFR)  3 d	1306				1321		1336				1351		1406				1421	
Elephant & Castle (EPH)  d	1310				1325		1340				1355		1410				1425	
Loughborough Jn (LGJ)  d	1315				1330		1345				1400		1415				1430	
Herne Hill (HNN)  4 d	1320				1335		1350				1405		1420				1435	
London Bridge (LBG)  4 d				1314		1331				1344		1401				1414		1431
South Bermondsey (SBM)  d				1319		1335				1349		1405				1419		1435
Queens Rd Peckham (QRP)  d				1322		1338				1352		1408				1422		1438
Peckham Rye (PMR)  4 d				1325		1341				1355		1411				1425		1441
East Dulwich (EDW)  d				1328		1344				1358		1414				1428		1444
North Dulwich (NDL)  d				1330		1347				1400		1417				1430		1447
Tulse Hill (TUH)  4 a	1324			1334	1339	1350	1354			1404	1409	1420	1424			1434	1439	1450
Tulse Hill (TUH)  4 d	1326			1334	1340		1356			1404	1410		1426			1434	1440	
Streatham (STE)  4 d	1330			1338a	1344		1400			1408a	1414		1430			1438a	1444	
Tooting (TOO)  d					1349						1419						1449	
Haydons Road (HYR)  d					1352						1422						1452	
Wimbledon (WIM)  6 a					1354						1424						1454	
Wimbledon (WIM)  6 d					1355						1425						1455	
Wimbledon Chase (WBO)  d					1358						1428						1458	
South Merton (SMO)  d					1400						1430						1500	
Morden South (MDS)  d					1403						1433						1503	
St Helier (SIH)  d					1405						1435						1505	
Sutton Common (SUC)  d					1407						1437						1507	
West Sutton (WSU)  d					1410						1440						1510	
Mitcham Eastfields (MTC)  d	1334		1400				1404		1430				1434		1500			
Mitcham Junction (MIJ)  d	1337		1403				1407		1433				1437		1503			
Hackbridge (HCB)  d	1340		1406				1410		1436				1440		1506			
Carshalton (CSH)  d	1343	1349	1409				1413	1419	1439				1443	1449	1509			
Sutton (Surrey) (SUO)  4 a	1347	1353	1413		1414		1417	1423	1443		1444		1447	1453	1513		1514	

NOTES (see introductory pages for explanation of train operator codes and standard symbols)

a Arrival time

d Departure time

A From St Albans City, see table 051

E To Epsom, see table 162

F To Caterham, see table 172



































G To Dorking, see table 162

H To Beckenham Junction, see table 165

J To Horsham, see table 162

## London to Wimbledon and Sutton via Streatham and Tulse Hill

Saturdays until 3 September

Operator Train ID Days of operation/Notes	TL	SN	SN	SN	TL	SN	TL	SN	SN	SN	TL	SN	TL	SN	SN	SN	TL	SN
	9047 A	1138 G	2138 E	2J39 F	9V49 A	2H39 H	9049 A	1140 J	2140 E	2J41 F	9V51 A	2H41 H	9051 A	1142 G	2142 E	2J43 F	9V53 A	2H43 H
London Victoria (VIC)  d		1455	1511					1525	1541					1555	1611			
Clapham Junction (CLJ)  d		1502	1518					1532	1548					1602	1618			
Balham (BAL)  d			1523					1553						1623				
St Pancras International (STP)  d	1427				1442		1457				1512		1527				1542	
Farringdon (ZFD)  d	1432				1447		1502				1517		1532				1547	
City Thameslink (CTK)  d	1434				1449		1504				1519		1534				1549	
London Blackfriars (BFR)  d	1436				1451		1506				1521		1536				1551	
Elephant & Castle (EPH)  d	1440				1455		1510				1525		1540				1555	
Loughborough Jn (LGJ)  d	1445				1500		1515				1530		1545				1600	
Herne Hill (HNN)  d	1450				1505		1520				1535		1550				1605	
London Bridge (LBG)  d				1444		1501				1514		1531				1544		1601
South Bermondsey (SBM)  d				1449		1505				1519		1535				1549		1605
Queens Rd Peckham (QRP)  d				1452		1508				1522		1538				1552		1608
Peckham Rye (PMR)  d				1455		1511				1525		1541				1555		1611
East Dulwich (EDW)  d				1458		1514				1528		1544				1558		1614
North Dulwich (NDL)  d				1500		1517				1530		1547				1600		1617
Tulse Hill (TUH)  a	1454			1504	1509	1520	1524			1534	1539	1550	1554			1604	1609	1620
Tulse Hill (TUH)  d	1456			1504	1510		1526			1534	1540		1556			1604	1610	
Streatham (STE)  d	1500			1508a	1514		1530			1538a	1544		1600			1608a	1614	
Tooting (TOO)  d					1519						1549						1619	
Haydons Road (HYR)  d					1522						1552						1622	
Wimbledon (WIM)  a					1524						1554						1624	
Wimbledon (WIM)  d					1525						1555						1625	
Wimbledon Chase (WBO)  d					1528						1558						1628	
South Merton (SMO)  d					1530						1600						1630	
Morden South (MDS)  d					1533						1603						1633	
St Helier (SIH)  d					1535						1605						1635	
Sutton Common (SUC)  d					1537						1607						1637	
West Sutton (WSU)  d					1540						1610						1640	
Mitcham Eastfields (MTC)  d	1504			1530			1534		1600				1604			1630		
Mitcham Junction (MIJ)  d	1507			1533			1537		1603				1607			1633		
Hackbridge (HCB)  d	1510			1536			1540		1606				1610			1636		
Carshalton (CSH)  d	1513	1519	1539				1543	1549	1609				1613	1619	1639			
Sutton (Surrey) (SUO)  a	1517	1523	1543		1544		1547	1553	1613		1614		1617	1623	1643		1644	











NOTES (see introductory pages for explanation of train operator codes and standard symbols)

a Arrival time  
d Departure time

A From St Albans City, see table 051  
E To Epsom, see table 162  
F To Caterham, see table 172  
G To Dorking, see table 162  
H To Beckenham Junction, see table 165  
J To Horsham, see table 162

London to Wimbledon and Sutton via Streatham and Tulse Hill

**Saturdays until 3 September**



































Operator Train ID Days of operation/Notes	TL 9053 A	SN 1144 J	SN 2144 E	SN 2J45 F	TL 9V55 A	SN 2H45 H	TL 9055 A	SN 1146 G	SN 2146 E	SN 2J47 F	TL 9V57 A	SN 2H47 H	TL 9057 A	SN 1148 J	SN 2148 E	SN 2J49 F	TL 9V59 A	SN 2H49 H
London Victoria (VIC)  10 d		1625	1641					1655	1711					1725	1741			
Clapham Junction (CLJ) 10 d		1632	1648					1702	1718					1732	1748			
Balham (BAL)  4 d			1653						1723						1753			
St Pancras International (STP)  15 d	1557				1612		1627				1642		1657					1712
Farringdon (ZFD)  3 d	1602				1617		1632				1647		1702					1717
City Thameslink (CTK) 3 d	1604				1619		1634				1649		1704					1719
London Blackfriars (BFR)  3 d	1606				1621		1636				1651		1706					1721
Elephant & Castle (EPH)  d	1610				1625		1640				1655		1710					1725
Loughborough Jn (LGJ) d	1615				1630		1645				1700		1715					1730
Herne Hill (HNN) 4 d	1620				1635		1650				1705		1720					1735
London Bridge (LBG)  4 d				1614		1631				1644		1701				1714		1731
South Bermondsey (SBM) d				1619		1635				1649		1705				1719		1735
Queens Rd Peckham (QRP) d				1622		1638				1652		1708				1722		1738
Peckham Rye (PMR) 4 d				1625		1641				1655		1711				1725		1741
East Dulwich (EDW) d				1628		1644				1658		1714				1728		1744
North Dulwich (NDL) d				1630		1647				1700		1717				1730		1747
Tulse Hill (TUH) 4 a	1624			1634	1639	1650	1654			1704	1709	1720	1724			1734	1739	1750
Tulse Hill (TUH) 4 d	1626			1634	1640		1656			1704	1710		1726			1734	1740	
Streatham (STE) 4 d	1630			1638a	1644		1700			1708a	1714		1730			1738a	1744	
Tooting (TOO) d					1649						1719							1749
Haydons Road (HYR) d					1652						1722							1752
Wimbledon (WIM)  6 a					1654						1724							1754
Wimbledon (WIM)  6 d					1655						1725							1755
Wimbledon Chase (WBO) d					1658						1728							1758
South Merton (SMO) d					1700						1730							1800
Morden South (MDS) d					1703						1733							1803
St Helier (SIH) d					1705						1735							1805
Sutton Common (SUC) d					1707						1737							1807
West Sutton (WSU) d					1710						1740							1810
Mitcham Eastfields (MTC) d	1634		1700				1704		1730				1734		1800			
Mitcham Junction (MIJ)  d	1637		1703				1707		1733				1737		1803			
Hackbridge (HCB) d	1640		1706				1710		1736				1740		1806			
Carshalton (CSH) d	1643	1649	1709				1713	1719	1739				1743	1749	1809			
Sutton (Surrey) (SUO) 4 a	1647	1653	1713		1714		1717	1723	1743		1744		1747	1753	1813		1814	

NOTES (see introductory pages for explanation of train operator codes and standard symbols)

- a Arrival time
- d Departure time
- A From St Albans City, see table 051
- E To Epsom, see table 162
- F To Caterham, see table 172
- G To Dorking, see table 162
- H To Beckenham Junction, see table 165
- J To Horsham, see table 162

## London to Wimbledon and Sutton via Streatham and Tulse Hill

Saturdays until 3 September

Operator Train ID Days of operation/Notes	TL	SN	SN	SN	TL	SN	TL	SN	SN	SN	TL	SN	TL	SN	SN	SN	TL	SN
	9059 A	1150 G	2150 E	2J51 F	9V61 A	2H51 H	9061 A	1152 G	2152 E	2J53 F	9V63 A	2H53 H	9063 A	1154 G	2154 E	2J55 F	9V65 A	2H55 H
London Victoria (VIC)  d		1755	1811					1825	1841					1855	1911			
Clapham Junction (CLJ)  d		1802	1818					1832	1848					1902	1918			
Balham (BAL)  d			1823						1853						1923			
St Pancras International (STP)  d	1727				1742		1757				1812		1827				1842	
Farringdon (ZFD)  d	1732				1747		1802				1817		1832				1847	
City Thameslink (CTK)  d	1734				1749		1804				1819		1834				1849	
London Blackfriars (BFR)  d	1736				1751		1806				1821		1836				1851	
Elephant & Castle (EPH)  d	1740				1755		1810				1825		1840				1855	
Loughborough Jn (LGJ)  d	1745				1800		1815				1830		1845				1900	
Herne Hill (HNN)  d	1750				1805		1820				1835		1850				1905	
London Bridge (LBG)  d				1744		1801				1814		1831				1844		1901
South Bermondsey (SBM)  d				1749		1805				1819		1835				1849		1905
Queens Rd Peckham (QRP)  d				1752		1808				1822		1838				1852		1908
Peckham Rye (PMR)  d				1755		1811				1825		1841				1855		1911
East Dulwich (EDW)  d				1758		1814				1828		1844				1858		1914
North Dulwich (NDL)  d				1800		1817				1830		1847				1900		1917
Tulse Hill (TUH)  a	1754			1804	1809	1820	1824			1834	1839	1850	1854			1904	1909	1920
Tulse Hill (TUH)  d	1756			1804	1810		1826			1834	1840		1856			1904	1910	
Streatham (STE)  d	1800			1808a	1814		1830			1838a	1844		1900			1908a	1914	
Tooting (TOO)  d					1819						1849						1919	
Haydons Road (HYR)  d					1822						1852						1922	
Wimbledon (WIM)  a					1824						1854						1924	
Wimbledon (WIM)  d					1825						1855						1925	
Wimbledon Chase (WBO)  d					1828						1858						1928	
South Merton (SMO)  d					1830						1900						1930	
Morden South (MDS)  d					1833						1903						1933	
St Helier (SIH)  d					1835						1905						1935	
Sutton Common (SUC)  d					1837						1907						1937	
West Sutton (WSU)  d					1840						1910						1940	
Mitcham Eastfields (MTC)  d	1804		1830				1834		1900				1904		1930			
Mitcham Junction (MIJ)  d	1807		1833				1837		1903				1907		1933			
Hackbridge (HCB)  d	1810		1836				1840		1906				1910		1936			
Carshalton (CSH)  d	1813	1819	1839				1843	1849	1909				1913	1919	1939			
Sutton (Surrey) (SUO)  a	1817	1823	1843		1844		1847	1853	1913		1914		1917	1923	1943		1944	

NOTES (see introductory pages for explanation of train operator codes and standard symbols)

a Arrival time

d Departure time

A From St Albans City, see table 051

E To Epsom, see table 162

F To Caterham, see table 172





































G To Dorking, see table 162

H To Beckenham Junction, see table 165



## London to Wimbledon and Sutton via Streatham and Tulse Hill

Saturdays until 3 September

Operator Train ID Days of operation/Notes	TL	SN	SN	SN	TL	SN	TL	SN	SN	SN	TL	SN	TL	SN	SN	SN	TL	SN
	9065 A	1156 G	2156 E	2J57 F	9V67 A	2H57 H	9067 A	1158 G	2158 E	2J59 F	9V69 A	2H59 H	9069 A	1160 G	2160 E	2J61 F	9V71 A	2H61 H
London Victoria (VIC)  10 d		1925	1941					1955	2011					2025	2041			
Clapham Junction (CLJ)  d		1932	1948					2002	2018					2032	2048			
Balham (BAL)  4 d			1953						2023						2053			
St Pancras International (STP)   15 d	1857				1912		1927				1942		1957					2012
Farringdon (ZFD)  3 d	1902				1917		1932				1947		2002					2017
City Thameslink (CTK)  3 d	1904				1919		1934				1949		2004					2019
London Blackfriars (BFR)  3 d	1906				1921		1936				1951		2006					2021
Elephant & Castle (EPH)  d	1910				1925		1940				1955		2010					2025
Loughborough Jn (LGJ)  d	1915				1930		1945				2000		2015					2030
Herne Hill (HNN)  4 d	1920				1935		1950				2005		2020					2035
London Bridge (LBG)  4 d				1914		1931				1944		2001				2014		2031
South Bermondsey (SBM)  d				1919		1935				1949		2005				2019		2035
Queens Rd Peckham (QRP)  d				1922		1938				1952		2008				2022		2038
Peckham Rye (PMR)  4 d				1925		1941				1955		2011				2025		2041
East Dulwich (EDW)  d				1928		1944				1958		2014				2028		2044
North Dulwich (NDL)  d				1930		1947				2000		2017				2030		2047
Tulse Hill (TUH)  4 a	1924			1934	1939	1950	1954			2004	2009	2020	2024			2034	2039	2050
Tulse Hill (TUH)  4 d	1926			1934	1940		1956			2004	2010		2026			2034	2040	
Streatham (STE)  4 d	1930			1938a	1944		2000			2008a	2014		2030			2038a	2044	
Tooting (TOO)  d					1949						2019							2049
Haydens Road (HYR)  d					1952						2022							2052
Wimbledon (WIM)  6 a					1954						2024							2054
Wimbledon (WIM)   6 d					1955						2025							2055
Wimbledon Chase (WBO)  d					1958						2028							2058
South Merton (SMO)  d					2000						2030							2100
Morden South (MDS)  d					2003						2033							2103
St Helier (SIH)  d					2005						2035							2105
Sutton Common (SUC)  d					2007						2037							2107
West Sutton (WSU)  d					2010						2040							2110
Mitcham Eastfields (MTC)  d	1934		2000				2004		2030				2034		2100			
Mitcham Junction (MIJ)  d	1937		2003				2007		2033				2037		2103			
Hackbridge (HCB)  d	1940		2006				2010		2036				2040		2106			
Carshalton (CSH)  d	1943	1949	2009				2013	2019	2039				2043	2049	2109			
Sutton (Surrey) (SUO)  4 a	1947	1953	2013		2014		2017	2023	2043		2044		2047	2053	2113		2114	

NOTES (see introductory pages for explanation of train operator codes and standard symbols)

a Arrival time

d Departure time

A From St Albans City, see table 051

E To Epsom, see table 162



































F To Caterham, see table 172

G To Dorking, see table 162

H To Beckenham Junction, see table 165

## London to Wimbledon and Sutton via Streatham and Tulse Hill

Saturdays until 3 September

Operator Train ID Days of operation/Notes	TL	SN	SN	SN	TL	SN	TL	SN	SN	SN	TL	SN	TL	SN	SN	SN	TL	SN
	9071 A	1162 G	2162 E	2J63 F	9V73 A	2H63 H	9073 A	1164 G	2164 E	2J65 F	9V75 A	2H65 H	9075 A	1166 G	2166 E	2J67 F	9V77 A	2H67 H
London Victoria (VIC)  10 d		2055	2111					2125	2141					2155	2211			
Clapham Junction (CLJ)  10 d		2102	2118					2132	2148					2202	2218			
Balham (BAL)  4 d			2123						2153						2223			
St Pancras International (STP)  15 d	2027				2042		2057				2112		2127				2142	
Farringdon (ZFD)  3 d	2032				2047		2102				2117		2132				2147	
City Thameslink (CTK)  3 d	2034				2049													
London Blackfriars (BFR)  3 d	2036				2051		2106				2121		2136				2151	
Elephant & Castle (EPH)  2 d	2040				2055		2110				2125		2140				2155	
Loughborough Jn (LGJ)  2 d	2045				2100		2115				2130		2145				2200	
Herne Hill (HNN)  4 d	2050				2105		2120				2135		2150				2205	
London Bridge (LBG)  4 d				2044		2101				2114		2131				2144		2201
South Bermondsey (SBM)  2 d				2049		2105				2119		2135				2149		2205
Queens Rd Peckham (QRP)  2 d				2052		2108				2122		2138				2152		2208
Peckham Rye (PMR)  4 d				2055		2111				2125		2141				2155		2211
East Dulwich (EDW)  2 d				2058		2114				2128		2144				2158		2214
North Dulwich (NDL)  2 d				2100		2117				2130		2147				2200		2217
Tulse Hill (TUH)  4 a	2054			2104	2109	2120	2124			2134	2139	2150	2154			2204	2209	2220
Tulse Hill (TUH)  4 d	2056			2104	2110		2126			2134	2140		2156			2204	2210	
Streatham (STE)  4 d	2100			2108a	2114		2130			2138a	2144		2200			2208a	2214	
Tooting (TOO)  2 d					2119						2149						2219	
Haydens Road (HYR)  2 d					2122						2152						2222	
Wimbledon (WIM)  6 a					2124						2154						2224	
Wimbledon (WIM)  6 d					2125						2155						2225	
Wimbledon Chase (WBO)  2 d					2128						2158						2228	
South Merton (SMO)  2 d					2130						2200						2230	
Morden South (MDS)  2 d					2133						2203						2233	
St Helier (SIH)  2 d					2135						2205						2235	
Sutton Common (SUC)  2 d					2137						2207						2237	
West Sutton (WSU)  2 d					2140						2210						2240	
Mitcham Eastfields (MTC)  2 d	2104		2130				2134		2200				2204		2230			
Mitcham Junction (MIJ)  2 d	2107		2133				2137		2203				2207		2233			
Hackbridge (HCB)  2 d	2110		2136				2140		2206				2210		2236			
Carshalton (CSH)  2 d	2113	2119	2139				2143	2149	2209				2213	2219	2239			
Sutton (Surrey) (SUO)  4 a	2117	2123	2143		2144		2147	2153	2213		2214		2217	2223	2243		2244	

NOTES (see introductory pages for explanation of train operator codes and standard symbols)

a Arrival time

d Departure time

A From St Albans City, see table 051

E To Epsom, see table 162



































F To Caterham, see table 172

G To Dorking, see table 162

H To Beckenham Junction, see table 165

## London to Wimbledon and Sutton via Streatham and Tulse Hill

Saturdays until 3 September

Operator Train ID Days of operation/Notes	TL	SN	SN	SN	TL	SN	TL	SN	SN	SN	TL	SN	TL	SN	TL	SN	TL	SN
	9077 A	1168 G	2168 E	2J69 F	9V79 A	2H69 H	9079 A	1170 G	2170 E	2J95 C	9V81 A	2H91 L	9081 A	1172 G	2J97 C	9V83 A	2172 E	SN 2H93 L
London Victoria (VIC)  10 d		2225	2241					2255	2311							2325		2345
Clapham Junction (CLJ)  d		2233	2249					2302	2318						2332		2353	
Balham (BAL)  4 d			2253						2323								2357	
St Pancras International (STP)  15 d	2157				2212		2227				2242		2257				2312	
Farringdon (ZFD)  3 d	2202				2217		2232				2247		2302				2317	
City Thameslink (CTK)  3 d																		
London Blackfriars (BFR)  3 d	2206				2221		2236				2251		2306				2321	
Elephant & Castle (EPH)  d	2210				2225		2240				2255		2310				2325	
Loughborough Jn (LGJ)  d	2215				2230		2245				2300		2315				2330	
Herne Hill (HNN)  4 d	2220				2235		2250				2305		2320				2335	
London Bridge (LBG)  4 d				2214		2231				2245		2301				2314		2331
South Bermondsey (SBM)  d				2219		2235				2249		2305				2319		2335
Queens Rd Peckham (QRP)  d				2222		2238				2252		2308				2322		2338
Peckham Rye (PMR)  4 d				2225		2241				2255		2311				2325		2341
East Dulwich (EDW)  d				2228		2244				2258		2314				2328		2344
North Dulwich (NDL)  d				2230		2247				2300		2317				2330		2347
Tulse Hill (TUH)  4 a	2224			2234	2239	2250	2254			2304	2309	2320	2324		2334	2339		2350
Tulse Hill (TUH)  4 d	2226			2234	2240		2256			2304	2310		2326		2334	2340		
Streatham (STE)  4 d	2230			2238a	2244		2300			2308a	2314		2330		2338a	2344		
Tooting (TOO)  d					2249						2319						2349	
Haydens Road (HYR)  d					2252						2322						2352	
Wimbledon (WIM)  6 a					2254						2324						2354	
Wimbledon (WIM)  6 d					2255						2325						2355	
Wimbledon Chase (WBO)  d					2258						2328						2358	
South Merton (SMO)  d					2300						2330						0001	
Morden South (MDS)  d					2303						2333						0004	
St Helier (SIH)  d					2305						2335						0006	
Sutton Common (SUC)  d					2307						2337						0008	
West Sutton (WSU)  d					2310						2340						0011	
Mitcham Eastfields (MTC)  d	2234		2300				2304		2330				2334					0004
Mitcham Junction (MIJ)  d	2237		2303				2307		2333				2337					0007
Hackbridge (HCB)  d	2240		2306				2310		2336				2340					0010
Carshalton (CSH)  d	2243	2249	2309				2313	2319	2339				2343	2352c				0013
Sutton (Surrey) (SUO)  4 a	2247	2253	2313		2314		2317	2323	2343		2344		2347	2358		0014	0017	





















NOTES (see introductory pages for explanation of train operator codes and standard symbols)

- a Arrival time  
d Departure time  
c Arrives 3 minutes earlier

- A From St Albans City, see table 051  
C To Selhurst, see table 164  
E To Epsom, see table 162  
F To Caterham, see table 172  
G To Dorking, see table 162  
H To Beckenham Junction, see table 165  
L To Norwood Junction, see table 165

## London to Wimbledon and Sutton via Streatham and Tulse Hill

**Saturdays until 3 September**

Operator Train ID Days of operation/Notes	TL 9V85 B	SN 2J99 C	SN 2K74 SUM L	SN 2J76 SUM C
London Victoria (VIC)  10 d				
Clapham Junction (CLJ) 10 d				
Balham (BAL)  4 d				
St Pancras International (STP)   15 d	2344			
Farringdon (ZFD)  3 d	2349			
City Thameslink (CTK)  3 d				
London Blackfriars (BFR)  3 d	2353			
Elephant & Castle (EPH)  d	2357			
Loughborough Jn (LGJ) d	0002			
Herne Hill (HNH)  4 d	0006			
London Bridge (LBG)  4 d		2355	0001	0025
South Bermondsey (SBM) d		2359	0007	0029
Queens Rd Peckham (QRP) d		0002	0010	0034
Peckham Rye (PMR)  4 d		0006	0012	0037
East Dulwich (EDW) d		0009	0015	0041
North Dulwich (NDL) d		0011	0017	0043
Tulse Hill (TUH)  4 a	0010	0019	0021	0047
Tulse Hill (TUH)  4 d	0011	0019		0047
Streatham (STE)  4 d	0014	0023a		0051a
Tooting (TOO) d	0019			
Haydens Road (HYR) d	0022			
Wimbledon (WIM)   6 a	0024			
Wimbledon (WIM)   6 d	0025			
Wimbledon Chase (WBO) d	0028			
South Merton (SMO) d	0030			
Morden South (MDS) d	0033			
St Helier (SIH) d	0035			
Sutton Common (SUC) d	0037			
West Sutton (WSU) d	0040			
Mitcham Eastfields (MTC) d				
Mitcham Junction (MIJ)  d				
Hackbridge (HCB) d				
Carshalton (CSH) d				
Sutton (Surrey) (SUO)  4 a	0044			

**NOTES** (see introductory pages for explanation of train operator codes and standard symbols)

a Arrival time

d Departure time

B From Luton, see table 051



















C To Selhurst, see table 164

L To Norwood Junction, see table 165

SUM Sunday mornings

London to Wimbledon and Sutton via Streatham and Tulse Hill

**Saturdays** from 10 September



































Operator Train ID Days of operation/Notes	TL	TL	SN	TL	TL	SN	TL	TL	SN	TL	SN	TL	SN	TL	SN	TL	SN	TL	SN
	9V83 A	9V85 B	2J99 C	9V11 B	9O11 D	2I02 E	9V13 B	9O13 D	2I04 E	9V15 B	2J07 F	9O15 B	2H07 G	2I06 E	9V17 A	2J09 F	9O17 A	2H09 G	
London Victoria (VIC)  d						0611			0641						0711				
Clapham Junction (CLJ)  d						0618			0648						0718				
Balham (BAL)  d						0623			0653						0723				
St Pancras International (STP)  d				0512	0527		0542	0557		0612		0627			0642		0657		
Farringdon (ZFD)  d				0517	0532		0547	0602		0617		0632			0647		0702		
City Thameslink (CTK)  d																			
London Blackfriars (BFR)  d				0521	0536		0551	0606		0621		0636			0651		0706		
Elephant & Castle (EPH)  d				0525	0540		0555	0610		0625		0640			0655		0710		
Loughborough Jn (LGJ) d		0002		0530	0545		0600	0615		0630		0645			0700		0715		
Herne Hill (HNN)  d		0006		0535	0550		0605	0620		0635		0650			0705		0720		
London Bridge (LBG)  d			0001							0631		0644			0701		0714		
South Bermondsey (SBM) d			0005							0636		0648			0706		0718		
Queens Rd Peckham (QRP) d			0008							0639		0651			0709		0721		
Peckham Rye (PMR)  d			0011							0642		0654			0712		0724		
East Dulwich (EDW) d			0015							0645		0657			0715		0727		
North Dulwich (NDL) d			0017							0647		0700			0717		0730		
Tulse Hill (TUH)  a		0010	0021	0539	0554		0609	0624		0639	0651	0654	0703		0709	0721	0724	0733	
Tulse Hill (TUH)  d		0011	0021	0540	0556		0610	0626		0640	0651	0656			0710	0721	0726		
Streatham (STE)  d		0014	0025a	0544	0600		0614	0630		0644	0655a	0700			0714	0725a	0730		
Tooting (TOO) d		0019		0549			0619			0649					0719				
Haydons Road (HYR) d		0022		0552			0622			0652					0722				
Wimbledon (WIM)  a		0024		0554			0624			0654					0724				
Wimbledon (WIM)  d		0025		0555			0625			0655					0725				
Wimbledon Chase (WBO) d		0028		0558			0628			0658					0728				
South Merton (SMO) d	0001	0030		0600			0630			0700					0730				
Morden South (MDS) d	0004	0033		0603			0633			0703					0733				
St Helier (SIH) d	0006	0035		0605			0635			0705					0735				
Sutton Common (SUC) d	0008	0037		0607			0637			0707					0737				
West Sutton (WSU) d	0011	0040		0610			0640			0710					0740				
Mitcham Eastfields (MTC) d					0604	0630		0634	0700			0704		0730			0734		
Mitcham Junction (MIJ)  d					0607	0633		0637	0703			0707		0733			0737		
Hackbridge (HCB) d					0610	0636		0640	0706			0710		0736			0740		
Carshalton (CSH) d					0613	0639		0643	0709			0713		0739			0743		
Sutton (Surrey) (SUO)  a	0014	0044		0614	0617	0643	0644	0647	0713	0714		0717		0743	0744		0747		

NOTES (see introductory pages for explanation of train operator codes and standard symbols)

- a Arrival time
- d Departure time
- A From St Albans City, see table 170
- B From Luton, see table 170
- C To Selhurst, see table 164
- D From West Hampstead Thameslink, see table 170
- E To Dorking, see table 163
- F To East Croydon, see table 164
- G To Beckenham Junction, see table 165

## London to Wimbledon and Sutton via Streatham and Tulse Hill

Saturdays from 10 September

Operator Train ID Days of operation/Notes	SN	TL	SN	TL	SN	SN	TL	SN	TL	SN	TL	SN	TL	SN	TL	SN	TL	SN
	2108 H	9V19 J	2J11 F	9O19 A	2H11 G	2110 E	9V21 A	2J13 F	9O21 A	2H13 G	2112 H	9V23 A	2J15 F	9O23 A	2H15 G	2114 E	9V25 A	2J17 F
London Victoria (VIC)  d	0741					0811						0841				0911		
Clapham Junction (CLJ)  d	0748					0818						0848				0918		
Balham (BAL)  d	0753					0823						0853				0923		
St Pancras International (STP)  d		0712		0727			0742		0757			0812		0827			0842	
Farringdon (ZFD)  d		0717		0732			0747		0802			0817		0832			0847	
City Thameslink (CTK)  d																		
London Blackfriars (BFR)  d		0721		0736			0751		0806			0821		0836			0851	
Elephant & Castle (EPH)  d		0725		0740			0755		0810			0825		0840			0855	
Loughborough Jn (LGJ)  d		0730		0745			0800		0815			0830		0845			0900	
Herne Hill (HNN)  d		0735		0750			0805		0820			0835		0850			0905	
London Bridge (LBG)  d			0731		0744			0801		0814			0831		0844			0901
South Bermondsey (SBM)  d			0736		0748			0806		0818			0836		0848			0906
Queens Rd Peckham (QRP)  d			0739		0751			0809		0821			0839		0851			0909
Peckham Rye (PMR)  d			0742		0754			0812		0824			0842		0854			0912
East Dulwich (EDW)  d			0745		0757			0815		0827			0845		0857			0915
North Dulwich (NDL)  d			0747		0800			0817		0830			0847		0900			0917
Tulse Hill (TUH)  a		0739	0751	0754	0803		0809	0821	0824	0833		0839	0851	0854	0903		0909	0921
Tulse Hill (TUH)  d		0740	0751	0756			0810	0821	0826			0840	0851	0856			0910	0921
Streatham (STE)  d		0744	0755a	0800			0814	0825a	0830			0844	0855a	0900			0914	0925a
Tooting (TOO)  d		0749					0819					0849					0919	
Haydons Road (HYR)  d		0752					0822					0852					0922	
Wimbledon (WIM)  a		0754					0824					0854					0924	
Wimbledon (WIM)  d		0755					0825					0855					0925	
Wimbledon Chase (WBO)  d		0758					0828					0858					0928	
South Merton (SMO)  d		0800					0830					0900					0930	
Morden South (MDS)  d		0803					0833					0903					0933	
St Helier (SIH)  d		0805					0835					0905					0935	
Sutton Common (SUC)  d		0807					0837					0907					0937	
West Sutton (WSU)  d		0810					0840					0910					0940	
Mitcham Eastfields (MTC)  d	0800			0804		0830			0834		0900			0904		0930		
Mitcham Junction (MIJ)  d	0803			0807		0833			0837		0903			0907		0933		
Hackbridge (HCB)  d	0806			0810		0836			0840		0906			0910		0936		
Carshalton (CSH)  d	0809			0813		0839			0843		0909			0913		0939		
Sutton (Surrey) (SUO)  a	0813	0814		0817		0843	0844		0847		0913	0914		0917		0943	0944	

NOTES (see introductory pages for explanation of train operator codes and standard symbols)

a Arrival time

d Departure time

A From St Albans City, see table 170

E To Dorking, see table 163

F To East Croydon, see table 164



































G To Beckenham Junction, see table 165

H To Horsham, see table 163

J From Bedford, see table 170

## London to Wimbledon and Sutton via Streatham and Tulse Hill

Saturdays from 10 September

Operator Train ID Days of operation/Notes	TL	SN	SN	TL	SN	TL	SN	SN	TL	SN	TL	SN	SN	TL	SN	TL	SN	TL	SN
	9025 A	2H17 G	2116 H	9V27 A	2J19 F	9027 A	2H19 G	2118 E	9V29 A	2J21 F	9029 A	2H21 G	2120 H	9V31 A	2J23 F	9031 A	2H23 G	2122 E	
London Victoria (VIC)  d			0941					1011					1041						1111
Clapham Junction (CLJ)  d			0948					1018					1048						1118
Balham (BAL)  d			0953					1023					1053						1123
St Pancras International (STP)  d	0857			0912		0927			0942		0957			1012		1027			
Farringdon (ZFD)  d	0902			0917		0932			0947		1002			1017		1032			
City Thameslink (CTK)  d	0904			0919		0934			0949		1004			1019		1034			
London Blackfriars (BFR)  d	0906			0921		0936			0951		1006			1021		1036			
Elephant & Castle (EPH)  d	0910			0925		0940			0955		1010			1025		1040			
Loughborough Jn (LGJ)  d	0915			0930		0945			1000		1015			1030		1045			
Herne Hill (HNN)  d	0920			0935		0950			1005		1020			1035		1050			
London Bridge (LBG)  d		0914			0931		0944			1001		1014			1031		1044		
South Bermondsey (SBM)  d		0918			0936		0948			1006		1018			1036		1048		
Queens Rd Peckham (QRP)  d		0921			0939		0951			1009		1021			1039		1051		
Peckham Rye (PMR)  d		0924			0942		0954			1012		1024			1042		1054		
East Dulwich (EDW)  d		0927			0945		0957			1015		1027			1045		1057		
North Dulwich (NDL)  d		0930			0947		1000			1017		1030			1047		1100		
Tulse Hill (TUH)  a	0924	0933		0939	0951	0954	1003			1009	1021	1024	1033		1039	1051	1054	1103	
Tulse Hill (TUH)  d	0926			0940	0951	0956				1010	1021	1026			1040	1051	1056		
Streatham (STE)  d	0930			0944	0955a	1000				1014	1025a	1030			1044	1055a	1100		
Tooting (TOO)  d				0949						1019					1049				
Haydons Road (HYR)  d				0952						1022					1052				
Wimbledon (WIM)  a				0954						1024					1054				
Wimbledon (WIM)  d				0955						1025					1055				
Wimbledon Chase (WBO)  d				0958						1028					1058				
South Merton (SMO)  d				1000						1030					1100				
Morden South (MDS)  d				1003						1033					1103				
St Helier (SIH)  d				1005						1035					1105				
Sutton Common (SUC)  d				1007						1037					1107				
West Sutton (WSU)  d				1010						1040					1110				
Mitcham Eastfields (MTC)  d	0934		1000			1004		1030			1034		1100			1104		1130	
Mitcham Junction (MIJ)  d	0937		1003			1007		1033			1037		1103			1107		1133	
Hackbridge (HCB)  d	0940		1006			1010		1036			1040		1106			1110		1136	
Carshalton (CSH)  d	0943		1009			1013		1039			1043		1109			1113		1139	
Sutton (Surrey) (SUO)  a	0947		1013	1014		1017		1043	1044		1047		1113	1114		1117		1143	

NOTES (see introductory pages for explanation of train operator codes and standard symbols)

a Arrival time

d Departure time

A From St Albans City, see table 170

E To Dorking, see table 163



































F To East Croydon, see table 164

G To Beckenham Junction, see table 165

H To Horsham, see table 163

## London to Wimbledon and Sutton via Streatham and Tulse Hill

Saturdays from 10 September

Operator Train ID Days of operation/Notes	TL	SN	TL	SN	SN	TL	SN	TL	SN	SN	TL	SN	TL	SN	TL	SN	TL	SN	TL	
	9V33 A	2J25 F	9O33 A	2H25 G	2I24 H	9V35 A	2J27 F	9O35 A	2H27 G	2I26 E	9V37 A	2J29 F	9O37 A	2H29 G	2I28 H	9V39 A	2J31 F	9O39 A		
London Victoria (VIC)  d					1141					1211					1241					
Clapham Junction (CLJ)  d					1148					1218					1248					
Balham (BAL)  d					1153					1223					1253					
St Pancras International (STP)  d	1042		1057			1112		1127			1142		1157			1212			1227	
Farringdon (ZFD)  d	1047		1102			1117		1132			1147		1202			1217			1232	
City Thameslink (CTK)  d	1049		1104			1119		1134			1149		1204			1219			1234	
London Blackfriars (BFR)  d	1051		1106			1121		1136			1151		1206			1221			1236	
Elephant & Castle (EPH)  d	1055		1110			1125		1140			1155		1210			1225			1240	
Loughborough Jn (LGJ)  d	1100		1115			1130		1145			1200		1215			1230			1245	
Herne Hill (HNH)  d	1105		1120			1135		1150			1205		1220			1235			1250	
London Bridge (LBG)  d		1101		1114			1131		1144			1201		1214					1231	
South Bermondsey (SBM)  d		1106		1118			1136		1148			1206		1218					1236	
Queens Rd Peckham (QRP)  d		1109		1121			1139		1151			1209		1221					1239	
Peckham Rye (PMR)  d		1112		1124			1142		1154			1212		1224					1242	
East Dulwich (EDW)  d		1115		1127			1145		1157			1215		1227					1245	
North Dulwich (NDL)  d		1117		1130			1147		1200			1217		1230					1247	
Tulse Hill (TUH)  a	1109	1121	1124	1133		1139	1151	1154	1203		1209	1221	1224	1233		1239	1251	1254		
Tulse Hill (TUH)  d	1110	1121	1126			1140	1151	1156			1210	1221	1226			1240	1251	1256		
Streatham (STE)  d	1114	1125a	1130			1144	1155a	1200			1214	1225a	1230			1244	1255a	1300		
Tooting (TOO)  d	1119					1149					1219					1249				
Haydens Road (HYR)  d	1122					1152					1222					1252				
Wimbledon (WIM)  a	1124					1154					1224					1254				
Wimbledon (WIM)  d	1125					1155					1225					1255				
Wimbledon Chase (WBO)  d	1128					1158					1228					1258				
South Merton (SMO)  d	1130					1200					1230					1300				
Morden South (MDS)  d	1133					1203					1233					1303				
St Helier (SIH)  d	1135					1205					1235					1305				
Sutton Common (SUC)  d	1137					1207					1237					1307				
West Sutton (WSU)  d	1140					1210					1240					1310				
Mitcham Eastfields (MTC)  d			1134		1200			1204		1230			1234		1300				1304	
Mitcham Junction (MIJ)  d			1137		1203			1207		1233			1237		1303				1307	
Hackbridge (HCB)  d			1140		1206			1210		1236			1240		1306				1310	
Carshalton (CSH)  d			1143		1209			1213		1239			1243		1309				1313	
Sutton (Surrey) (SUO)  a	1144		1147		1213	1214		1217		1243	1244		1247		1313	1314			1317	

NOTES (see introductory pages for explanation of train operator codes and standard symbols)

a Arrival time

d Departure time

A From St Albans City, see table 170

E To Dorking, see table 163

F To East Croydon, see table 164




































G To Beckenham Junction, see table 165

H To Horsham, see table 163



## London to Wimbledon and Sutton via Streatham and Tulse Hill

Saturdays from 10 September

Operator Train ID Days of operation/Notes	SN	SN	TL	SN	TL	SN	SN	TL	SN	TL	SN	SN	TL	SN	TL	SN	SN	TL
	2H31 G	2I30 E	9V41 A	2J33 F	9O41 A	2H33 G	2I32 H	9V43 A	2J35 F	9O43 A	2H35 G	2I34 E	9V45 A	2J37 F	9O45 A	2H37 G	2I36 H	9V47 A
London Victoria (VIC)  d		1311					1341					1411					1441	
Clapham Junction (CLJ)  d		1318					1348					1418					1448	
Balham (BAL)  d		1323					1353					1423					1453	
St Pancras International (STP)   d			1242		1257			1312		1327			1342		1357			1412
Farringdon (ZFD)  d			1247		1302			1317		1332			1347		1402			1417
City Thameslink (CTK)  d			1249		1304			1319		1334			1349		1404			1419
London Blackfriars (BFR)  d			1251		1306			1321		1336			1351		1406			1421
Elephant & Castle (EPH)  d			1255		1310			1325		1340			1355		1410			1425
Loughborough Jn (LGJ)  d			1300		1315			1330		1345			1400		1415			1430
Herne Hill (HNN)  d			1305		1320			1335		1350			1405		1420			1435
London Bridge (LBG)  d	1244			1301		1314			1331		1344			1401		1414		
South Bermondsey (SBM)  d	1248			1306		1318			1336		1348			1406		1418		
Queens Rd Peckham (QRP)  d	1251			1309		1321			1339		1351			1409		1421		
Peckham Rye (PMR)  d	1254			1312		1324			1342		1354			1412		1424		
East Dulwich (EDW)  d	1257			1315		1327			1345		1357			1415		1427		
North Dulwich (NDL)  d	1300			1317		1330			1347		1400			1417		1430		
Tulse Hill (TUH)  a	1303		1309	1321	1324	1333		1339	1351	1354	1403		1409	1421	1424	1433		1439
Tulse Hill (TUH)  d			1310	1321	1326			1340	1351	1356			1410	1421	1426			1440
Streatham (STE)  d			1314	1325a	1330			1344	1355a	1400			1414	1425a	1430			1444
Tooting (TOO)  d			1319					1349					1419					1449
Haydens Road (HYR)  d			1322					1352					1422					1452
Wimbledon (WIM)  a			1324					1354					1424					1454
Wimbledon (WIM)  d			1325					1355					1425					1455
Wimbledon Chase (WBO)  d			1328					1358					1428					1458
South Merton (SMO)  d			1330					1400					1430					1500
Morden South (MDS)  d			1333					1403					1433					1503
St Helier (SIH)  d			1335					1405					1435					1505
Sutton Common (SUC)  d			1337					1407					1437					1507
West Sutton (WSU)  d			1340					1410					1440					1510
Mitcham Eastfields (MTC)  d		1330			1334		1400			1404		1430			1434		1500	
Mitcham Junction (MIJ)  d		1333			1337		1403			1407		1433			1437		1503	
Hackbridge (HCB)  d		1336			1340		1406			1410		1436			1440		1506	
Carshalton (CSH)  d		1339			1343		1409			1413		1439			1443		1509	
Sutton (Surrey) (SUO)  a		1343	1344		1347		1413	1414		1417		1443	1444		1447		1513	1514

NOTES (see introductory pages for explanation of train operator codes and standard symbols)

a Arrival time

d Departure time

A From St Albans City, see table 170

E To Dorking, see table 163



































F To East Croydon, see table 164

G To Beckenham Junction, see table 165

H To Horsham, see table 163

London to Wimbledon and Sutton via Streatham and Tulse Hill

**Saturdays** from 10 September



































Operator Train ID Days of operation/Notes	SN	TL	SN	SN	TL	SN	TL	SN	SN	TL	SN	TL	SN	TL	SN	TL	SN	TL	SN
	2J39 F	9O47 A	2H39 G	2I38 E	9V49 A	2J41 F	9O49 A	2H41 G	2I40 H	9V51 A	2J43 F	9O51 A	2H43 G	2I42 E	9V53 A	2J45 F	9O53 A	2H45 G	
London Victoria (VIC)  d				1511					1541					1611					
Clapham Junction (CLJ)  d				1518					1548					1618					
Balham (BAL)  d				1523					1553					1623					
St Pancras International (STP)  d		1427			1442		1457			1512		1527			1542			1557	
Farringdon (ZFD)  d		1432			1447		1502			1517		1532			1547			1602	
City Thameslink (CTK)  d		1434			1449		1504			1519		1534			1549			1604	
London Blackfriars (BFR)  d		1436			1451		1506			1521		1536			1551			1606	
Elephant & Castle (EPH)  d		1440			1455		1510			1525		1540			1555			1610	
Loughborough Jn (LGJ)  d		1445			1500		1515			1530		1545			1600			1615	
Herne Hill (HNN)  d		1450			1505		1520			1535		1550			1605			1620	
London Bridge (LBG)  d	1431		1444			1501		1514			1531		1544			1601		1614	
South Bermondsey (SBM)  d	1436		1448			1506		1518			1536		1548			1606		1618	
Queens Rd Peckham (QRP)  d	1439		1451			1509		1521			1539		1551			1609		1621	
Peckham Rye (PMR)  d	1442		1454			1512		1524			1542		1554			1612		1624	
East Dulwich (EDW)  d	1445		1457			1515		1527			1545		1557			1615		1627	
North Dulwich (NDL)  d	1447		1500			1517		1530			1547		1600			1617		1630	
Tulse Hill (TUH)  a	1451	1454	1503		1509	1521	1524	1533		1539	1551	1554	1603		1609	1621	1624	1633	
Tulse Hill (TUH)  d	1451	1456			1510	1521	1526			1540	1551	1556			1610	1621	1626		
Streatham (STE)  d	1455a	1500			1514	1525a	1530			1544	1555a	1600			1614	1625a	1630		
Tooting (TOO)  d					1519					1549					1619				
Haydons Road (HYR)  d					1522					1552					1622				
Wimbledon (WIM)  a					1524					1554					1624				
Wimbledon (WIM)  d					1525					1555					1625				
Wimbledon Chase (WBO)  d					1528					1558					1628				
South Merton (SMO)  d					1530					1600					1630				
Morden South (MDS)  d					1533					1603					1633				
St Helier (SIH)  d					1535					1605					1635				
Sutton Common (SUC)  d					1537					1607					1637				
West Sutton (WSU)  d					1540					1610					1640				
Mitcham Eastfields (MTC)  d		1504		1530			1534		1600			1604		1630			1634		
Mitcham Junction (MIJ)  d		1507		1533			1537		1603			1607		1633			1637		
Hackbridge (HCB)  d		1510		1536			1540		1606			1610		1636			1640		
Carshalton (CSH)  d		1513		1539			1543		1609			1613		1639			1643		
Sutton (Surrey) (SUO)  a		1517		1543	1544		1547		1613	1614		1617		1643	1644		1647		

NOTES (see introductory pages for explanation of train operator codes and standard symbols)

- a Arrival time
- d Departure time
- A From St Albans City, see table 170
- E To Dorking, see table 163
- F To East Croydon, see table 164
- G To Beckenham Junction, see table 165
- H To Horsham, see table 163

## London to Wimbledon and Sutton via Streatham and Tulse Hill

Saturdays from 10 September

Operator Train ID Days of operation/Notes	SN	TL	SN	TL	SN	SN	TL	SN	TL	SN	SN	TL	SN	TL	SN	SN	TL	SN	
	2144 H	9V55 A	2J47 F	9O55 A	2H47 G	2146 E	9V57 A	2J49 F	9O57 A	2H49 G	2148 H	9V59 A	2J51 F	9O59 A	2H51 G	2150 E	9V61 A	2J53 F	
London Victoria (VIC)  d	1641					1711					1741					1811			
Clapham Junction (CLJ)  d	1648					1718					1748					1818			
Balham (BAL)  d	1653					1723					1753					1823			
St Pancras International (STP)  d		1612		1627			1642		1657			1712		1727			1742		
Farringdon (ZFD)  d		1617		1632			1647		1702			1717		1732			1747		
City Thameslink (CTK)  d		1619		1634			1649		1704			1719		1734			1749		
London Blackfriars (BFR)  d		1621		1636			1651		1706			1721		1736			1751		
Elephant & Castle (EPH)  d		1625		1640			1655		1710			1725		1740			1755		
Loughborough Jn (LGJ)  d		1630		1645			1700		1715			1730		1745			1800		
Herne Hill (HNN)  d		1635		1650			1705		1720			1735		1750			1805		
London Bridge (LBG)  d			1631		1644			1701		1714			1731		1744			1801	
South Bermondsey (SBM)  d			1636		1648			1706		1718			1736		1748			1806	
Queens Rd Peckham (QRP)  d			1639		1651			1709		1721			1739		1751			1809	
Peckham Rye (PMR)  d			1642		1654			1712		1724			1742		1754			1812	
East Dulwich (EDW)  d			1645		1657			1715		1727			1745		1757			1815	
North Dulwich (NDL)  d			1647		1700			1717		1730			1747		1800			1817	
Tulse Hill (TUH)  a		1639	1651	1654	1703		1709	1721	1724	1733			1739	1751	1754	1803		1809	1821
Tulse Hill (TUH)  d		1640	1651	1656			1710	1721	1726				1740	1751	1756			1810	1821
Streatham (STE)  d		1644	1655a	1700			1714	1725a	1730				1744	1755a	1800			1814	1825a
Tooting (TOO)  d		1649					1719						1749					1819	
Haydons Road (HYR)  d		1652					1722						1752					1822	
Wimbledon (WIM)  a		1654					1724						1754					1824	
Wimbledon (WIM)  d		1655					1725						1755					1825	
Wimbledon Chase (WBO)  d		1658					1728						1758					1828	
South Merton (SMO)  d		1700					1730						1800					1830	
Morden South (MDS)  d		1703					1733						1803					1833	
St Helier (SIH)  d		1705					1735						1805					1835	
Sutton Common (SUC)  d		1707					1737						1807					1837	
West Sutton (WSU)  d		1710					1740						1810					1840	
Mitcham Eastfields (MTC)  d	1700			1704		1730			1734		1800			1804		1830			
Mitcham Junction (MIJ)  d	1703			1707		1733			1737		1803			1807		1833			
Hackbridge (HCB)  d	1706			1710		1736			1740		1806			1810		1836			
Carshalton (CSH)  d	1709			1713		1739			1743		1809			1813		1839			
Sutton (Surrey) (SUO)  a	1713	1714		1717		1743	1744		1747		1813	1814		1817		1843	1844		

NOTES (see introductory pages for explanation of train operator codes and standard symbols)

a Arrival time

d Departure time

A From St Albans City, see table 170

E To Dorking, see table 163



































F To East Croydon, see table 164

G To Beckenham Junction, see table 165

H To Horsham, see table 163

London to Wimbledon and Sutton via Streatham and Tulse Hill

**Saturdays from 10 September**



































Operator Train ID Days of operation/Notes	TL	SN	SN	TL	SN	TL	SN	SN	TL	SN	TL	SN	SN	TL	SN	TL	SN	TL	SN
	9061 A	2H53 G	2152 E	9V63 A	2J55 F	9063 A	2H55 G	2154 E	9V65 A	2J57 F	9065 A	2H57 G	2156 E	9V67 A	2J59 F	9067 A	2H59 G	2158 E	
London Victoria (VIC)  d			1841					1911					1941						2011
Clapham Junction (CLJ)  d			1848					1918					1948						2018
Balham (BAL)  d			1853					1923					1953						2023
St Pancras International (STP)  d	1757			1812		1827			1842		1857			1912		1927			
Farringdon (ZFD)  d	1802			1817		1832			1847		1902			1917		1932			
City Thameslink (CTK)  d	1804			1819		1834			1849		1904			1919		1934			
London Blackfriars (BFR)  d	1806			1821		1836			1851		1906			1921		1936			
Elephant & Castle (EPH)  d	1810			1825		1840			1855		1910			1925		1940			
Loughborough Jn (LGJ)  d	1815			1830		1845			1900		1915			1930		1945			
Herne Hill (HNN)  d	1820			1835		1850			1905		1920			1935		1950			
London Bridge (LBG)  d		1814			1831		1844			1901		1914			1931		1944		
South Bermondsey (SBM)  d		1818			1836		1848			1906		1918			1936		1948		
Queens Rd Peckham (QRP)  d		1821			1839		1851			1909		1921			1939		1951		
Peckham Rye (PMR)  d		1824			1842		1854			1912		1924			1942		1954		
East Dulwich (EDW)  d		1827			1845		1857			1915		1927			1945		1957		
North Dulwich (NDL)  d		1830			1847		1900			1917		1930			1947		2000		
Tulse Hill (TUH)  a	1824	1833		1839	1851	1854	1903		1909	1921	1924	1933		1939	1951	1954	2003		
Tulse Hill (TUH)  d	1826			1840	1851	1856			1910	1921	1926			1940	1951	1956			
Streatham (STE)  d	1830			1844	1855a	1900			1914	1925a	1930			1944	1955a	2000			
Tooting (TOO)  d				1849					1919					1949					
Haydons Road (HYR)  d				1852					1922					1952					
Wimbledon (WIM)  a				1854					1924					1954					
Wimbledon (WIM)  d				1855					1925					1955					
Wimbledon Chase (WBO)  d				1858					1928					1958					
South Merton (SMO)  d				1900					1930					2000					
Morden South (MDS)  d				1903					1933					2003					
St Helier (SIH)  d				1905					1935					2005					
Sutton Common (SUC)  d				1907					1937					2007					
West Sutton (WSU)  d				1910					1940					2010					
Mitcham Eastfields (MTC)  d	1834		1900			1904		1930			1934		2000			2004		2030	
Mitcham Junction (MIJ)  d	1837		1903			1907		1933			1937		2003			2007		2033	
Hackbridge (HCB)  d	1840		1906			1910		1936			1940		2006			2010		2036	
Carshalton (CSH)  d	1843		1909			1913		1939			1943		2009			2013		2039	
Sutton (Surrey) (SUO)  a	1847		1913	1914		1917		1943	1944		1947		2013	2014		2017		2043	

NOTES (see introductory pages for explanation of train operator codes and standard symbols)

- a Arrival time
- d Departure time
- A From St Albans City, see table 170
- E To Dorking, see table 163
- F To East Croydon, see table 164
- G To Beckenham Junction, see table 165

## London to Wimbledon and Sutton via Streatham and Tulse Hill

Saturdays from 10 September

Operator Train ID Days of operation/Notes	TL	SN	TL	SN	SN	TL	SN	TL	SN	TL	SN	TL	SN	SN	TL	SN	TL	SN
	9V69 A	2J61 F	9O69 A	2H61 G	2I60 E	9V71 A	2J63 F	9O71 A	2I62 E	9V73 A	2J65 F	9O73 A	2H65 G	2I64 E	9V75 A	2J67 F	9O75 A	2I66 E
London Victoria (VIC)  d					2041				2111					2141				2211
Clapham Junction (CLJ)  d					2048				2118					2148				2218
Balham (BAL)  d					2053				2123					2153				2223
St Pancras International (STP)  d	1942		1957			2012		2027		2042		2057			2112		2127	
Farringdon (ZFD)  d	1947		2002			2017		2032		2047		2102			2117		2132	
City Thameslink (CTK)  d	1949		2004			2019		2034		2049								
London Blackfriars (BFR)  d	1951		2006			2021		2036		2051		2106			2121		2136	
Elephant & Castle (EPH)  d	1955		2010			2025		2040		2055		2110			2125		2140	
Loughborough Jn (LGJ)  d	2000		2015			2030		2045		2100		2115			2130		2145	
Herne Hill (HNH)  d	2005		2020			2035		2050		2105		2120			2135		2150	
London Bridge (LBG)  d		2001		2014			2031			2101		2114				2131		
South Bermondsey (SBM)  d		2006		2018			2036			2106		2118				2136		
Queens Rd Peckham (QRP)  d		2009		2021			2039			2109		2121				2139		
Peckham Rye (PMR)  d		2012		2024			2042			2112		2124				2142		
East Dulwich (EDW)  d		2015		2027			2045			2115		2127				2145		
North Dulwich (NDL)  d		2017		2030			2047			2117		2130				2147		
Tulse Hill (TUH)  a	2009	2021	2024	2033		2039	2051	2054		2109	2121	2124	2133		2139	2151	2154	
Tulse Hill (TUH)  d	2010	2021	2026			2040	2051	2056		2110	2121	2126			2140	2151	2156	
Streatham (STE)  d	2014	2025a	2030			2044	2055a	2100		2114	2125a	2130			2144	2155a	2200	
Tooting (TOO)  d	2019					2049				2119					2149			
Haydens Road (HYR)  d	2022					2052				2122					2152			
Wimbledon (WIM)  a	2024					2054				2124					2154			
Wimbledon (WIM)  d	2025					2055				2125					2155			
Wimbledon Chase (WBO)  d	2028					2058				2128					2158			
South Merton (SMO)  d	2030					2100				2130					2200			
Morden South (MDS)  d	2033					2103				2133					2203			
St Helier (SIH)  d	2035					2105				2135					2205			
Sutton Common (SUC)  d	2037					2107				2137					2207			
West Sutton (WSU)  d	2040					2110				2140					2210			
Mitcham Eastfields (MTC)  d			2034		2100			2104	2130			2134		2200			2204	2230
Mitcham Junction (MIJ)  d			2037		2103			2107	2133			2137		2203			2207	2233
Hackbridge (HCB)  d			2040		2106			2110	2136			2140		2206			2210	2236
Carshalton (CSH)  d			2043		2109			2113	2139			2143		2209			2213	2239
Sutton (Surrey) (SUO)  a	2044		2047		2113	2114		2117	2143	2144		2147		2213	2214		2217	2243

NOTES (see introductory pages for explanation of train operator codes and standard symbols)

a Arrival time

d Departure time

A From St Albans City, see table 170

E To Dorking, see table 163

F To East Croydon, see table 164

G To Beckenham Junction, see table 165

London to Wimbledon and Sutton via Streatham and Tulse Hill

**Saturdays** from 10 September

Operator	TL	SN	TL	SN	SN	TL	SN	TL	SN	SN	TL	TL	SN	TL	SN	TL	SN	TL	SN
Train ID	9V77	2J69	9077	2H69	2I68	9V79	2J71	9079	2J95	2I70	9V81	9081	2J97	9V83	2I72	9V85	2J99	2K74	SN
Days of operation/Notes	A	F	A	G	E	A	F	A	C	E	A	A	C	A	K	B	C	L	SUM
London Victoria (VIC)	10 d				2241					2311					2345				
Clapham Junction (CLJ)	10 d				2249					2318					2353				
Balham (BAL)	4 d				2253					2323					2357				
St Pancras International (STP)	15 d	2142		2157		2212		2227			2242	2257		2312		2344			
Farringdon (ZFD)	3 d	2147		2202		2217		2232			2247	2302		2317		2349			
City Thameslink (CTK)	3 d																		
London Blackfriars (BFR)	3 d	2151		2206		2221		2236			2251	2306		2321		2353			
Elephant & Castle (EPH)	d	2155		2210		2225		2240			2255	2310		2325		2357			
Loughborough Jn (LGJ)	d	2200		2215		2230		2245			2300	2315		2330		0002			
Herne Hill (HNH)	4 d	2205		2220		2235		2250			2305	2320		2335		0006			
London Bridge (LBG)	4 d		2201		2214			2231		2245			2314					2355	0001
South Bermondsey (SBM)	d		2206		2218			2236		2249			2319					2359	0007
Queens Rd Peckham (QRP)	d		2209		2221			2239		2252			2322					0002	0010
Peckham Rye (PMR)	4 d		2212		2224			2242		2255			2325					0006	0012
East Dulwich (EDW)	d		2215		2227			2245		2258			2328					0009	0015
North Dulwich (NDL)	d		2217		2230			2247		2300			2330					0011	0017
Tulse Hill (TUH)	4 a	2209	2221	2224	2233		2239	2251	2254	2304		2309	2324	2334	2339		0010	0017	0021
Tulse Hill (TUH)	4 d	2210	2221	2226			2240	2251	2256	2304		2310	2326	2334	2340		0011	0018	
Streatham (STE)	4 d	2214	2225a	2230			2244	2255a	2300	2308a		2314	2330	2338a	2344		0014	0023a	
Tooting (TOO)	d	2219					2249					2319			2349		0019		
Haydens Road (HYR)	d	2222					2252					2322			2352		0022		
Wimbledon (WIM)	6 a	2224					2254					2324			2354		0024		
Wimbledon (WIM)	6 d	2225					2255					2325			2355		0025		
Wimbledon Chase (WBO)	d	2228					2258					2328			2358		0028		
South Merton (SMO)	d	2230					2300					2330			0001		0030		
Morden South (MDS)	d	2233					2303					2333			0004		0033		
St Helier (SIH)	d	2235					2305					2335			0006		0035		
Sutton Common (SUC)	d	2237					2307					2337			0008		0037		
West Sutton (WSU)	d	2240					2310					2340			0011		0040		
Mitcham Eastfields (MTC)	d		2234		2300			2304		2330		2334			0004				
Mitcham Junction (MIJ)	d		2237		2303			2307		2333		2337			0007				
Hackbridge (HCB)	d		2240		2306			2310		2336		2340			0010				
Carshalton (CSH)	d		2243		2309			2313		2339		2343			0013				
Sutton (Surrey) (SUO)	4 a	2244		2247		2313	2314		2317		2343	2344	2347		0014	0017	0044		

NOTES (see introductory pages for explanation of train operator codes and standard symbols)

- a Arrival time
- d Departure time
- A From St Albans City, see table 170
- B From Luton, see table 170
- C To Selhurst, see table 164
- E To Dorking, see table 163
- F To East Croydon, see table 164
- G To Beckenham Junction, see table 165
- K To Epsom, see table 164
- L To Norwood Junction, see table 165
- SUM Sunday mornings

## London to Wimbledon and Sutton via Streatham and Tulse Hill

**Saturdays** from 10 September

Operator	SN
Train ID	2J76
Days of operation/Notes	SUM C
London Victoria (VIC)	10 d
Clapham Junction (CLJ)	10 d
Balham (BAL)	4 d
St Pancras International (STP)	15 d
Farringdon (ZFD)	3 d
City Thameslink (CTK)	3 d
London Blackfriars (BFR)	3 d
Elephant & Castle (EPH)	d
Loughborough Jn (LGJ)	d
Herne Hill (HNH)	4 d
London Bridge (LBG)	4 d 0025
South Bermondsey (SBM)	d 0029
Queens Rd Peckham (QRP)	d 0034
Peckham Rye (PMR)	4 d 0037
East Dulwich (EDW)	d 0041
North Dulwich (NDL)	d 0043
Tulse Hill (TUH)	4 a 0047
Tulse Hill (TUH)	4 d 0047
Streatham (STE)	4 d 0051a
Tooting (TOO)	d
Haydons Road (HYR)	d
Wimbledon (WIM)	6 a
Wimbledon (WIM)	6 d
Wimbledon Chase (WBO)	d
South Merton (SMO)	d
Morden South (MDS)	d
St Helier (SIH)	d
Sutton Common (SUC)	d
West Sutton (WSU)	d
Mitcham Eastfields (MTC)	d
Mitcham Junction (MIJ)	d
Hackbridge (HCB)	d
Carshalton (CSH)	d
Sutton (Surrey) (SUO)	4 a

**NOTES** (see introductory pages for explanation of train operator codes and standard symbols)

a Arrival time



































d Departure time

C To Selhurst, see table 164

SUM Sunday mornings

London to Wimbledon and Sutton via Streatham and Tulse Hill

**Sundays** until 28 August

Operator Train ID Days of operation/Notes	TL 9V83 A	SN 2172 B	TL 9V85 C	SN 2J99 D	SN 2K74 E	SN 2J76 D	SN 2192 F	SN 2194 F	SN 2J09 G	SN 2H09 H	SN 2196 F	SN 2J11 G	SN 2H11 H	SN 2198 F	SN 2J13 G	TL 9O23	SN 2H13 H	SN 2112 B
London Victoria (VIC)  10 d							0640	0710			0740			0810				0841
Clapham Junction (CLJ)  10 d							0647	0717			0747			0817				0848
Balham (BAL)  4 d							0653	0723			0752			0823				0853
St Pancras International (STP)  15 d																		
Farringdon (ZFD)  3 d																		
City Thameslink (CTK)  3 d																		
London Blackfriars (BFR)  3 d																		
Elephant & Castle (EPH)  d																		
Loughborough Jn (LGJ)  d			0002															
Herne Hill (HNN)  4 d			0006															
London Bridge (LBG)  4 d					0001	0025			0716	0735		0746	0805		0817	0830	0833	
South Bermondsey (SBM)  d					0007	0029			0724e	0739		0753c	0809		0824c		0837	
Queens Rd Peckham (QRP)  d				0002	0010	0034			0727	0742		0756	0812		0827		0840	
Peckham Rye (PMR)  4 d				0006	0012	0037			0731	0745		0800	0815		0830	0839	0843	
East Dulwich (EDW)  d				0009	0015	0041			0734	0748		0803	0818		0833		0846	
North Dulwich (NDL)  d				0011	0017	0043			0737	0751		0806	0821		0835		0848	
Tulse Hill (TUH)  4 a			0010	0019	0021	0047			0740	0754		0809	0824		0838	0845	0852	
Tulse Hill (TUH)  4 d			0011	0019		0047			0743			0813			0839	0847		
Streatham (STE)  4 d			0014	0023a		0051a			0746a			0816a			0842a	0851		
Tooting (TOO)  d			0019															
Haydons Road (HYR)  d			0022															
Wimbledon (WIM)  6 a			0024															
Wimbledon (WIM)  6 d			0025															
Wimbledon Chase (WBO)  d			0028															
South Merton (SMO)  d	0001		0030															
Morden South (MDS)  d	0004		0033															
St Helier (SIH)  d	0006		0035															
Sutton Common (SUC)  d	0008		0037															
West Sutton (WSU)  d	0011		0040															
Mitcham Eastfields (MTC)  d		0004					0700	0730			0800			0830		0855	0900	
Mitcham Junction (MIJ)  d		0007					0703	0733			0803			0833		0858	0903	
Hackbridge (HCB)  d		0010					0706	0736			0806			0836		0901	0906	
Carshalton (CSH)  d		0013					0709	0739			0809			0839		0904	0909	
Sutton (Surrey) (SUO)  4 a	0014	0017	0044				0712	0742			0812			0842		0907	0913	

NOTES (see introductory pages for explanation of train operator codes and standard symbols)



































- a Arrival time
- d Departure time
- c Arrives 3 minutes earlier
- e Arrives 4 minutes earlier

- A From St Albans City, see table 051
- B To Epsom, see table 162
- C From Luton, see table 051
- D To Selhurst, see table 164
- E To Norwood Junction, see table 165
- F To Dorking, see table 162
- G To East Croydon, see table 164
- H To Crystal Palace, see table 165



London to Wimbledon and Sutton via Streatham and Tulse Hill

**Sundays** until 28 August



































Operator Train ID Days of operation/Notes	SN	SN	TL	SN	SN	SN	SN	TL	SN	SN	SN	SN	TL	TL	SN	SN	SN	SN
	2J15 G	1114 F	9O25	2H15 H	2I14 B	1116 F	2J17 G	9O27	2H17 H	2I16 B	1118 F	2J19 G	9V29 C	9O29	2I18 B	2H19 H	1I20 F	2I20 B
London Victoria (VIC)  d		0855			0911	0925				0941	0955				1011		1025	1041
Clapham Junction (CLJ)  d		0903			0918	0932				0948	1002				1018		1032	1048
Balham (BAL)  d					0923					0953					1023			1053
St Pancras International (STP)  d													0937					
Farringdon (ZFD)  d													0941					
City Thameslink (CTK)  d																		
London Blackfriars (BFR)  d								0929					0946	0959				
Elephant & Castle (EPH)  d								0933					0951	1003				
Loughborough Jn (LGJ)  d								0938					0956	1008				
Herne Hill (HNH)  d								0942					1000	1012				
London Bridge (LBG)  d	0847		0900	0903			0914		0931			0944					1001	
South Bermondsey (SBM)  d	0854c			0907			0919		0935			0949					1005	
Queens Rd Peckham (QRP)  d	0857			0910			0922		0938			0952					1008	
Peckham Rye (PMR)  d	0900		0909	0913			0925		0941			0955					1011	
East Dulwich (EDW)  d	0903			0916			0928		0944			0958					1014	
North Dulwich (NDL)  d	0905			0918			0930		0947			1000					1017	
Tulse Hill (TUH)  a	0908		0915	0922			0933	0946	0952			1003	1005	1016			1020	
Tulse Hill (TUH)  d	0909			0917			0934	0947				1004	1007	1017				
Streatham (STE)  d	0912a			0921			0937a	0951				1007a	1011	1021				
Tooting (TOO)  d													1017					
Haydons Road (HYR)  d													1020					
Wimbledon (WIM)  a													1023					
Wimbledon (WIM)  d													1023					
Wimbledon Chase (WBO)  d													1028					
South Merton (SMO)  d													1030					
Morden South (MDS)  d													1033					
St Helier (SIH)  d													1035					
Sutton Common (SUC)  d													1037					
West Sutton (WSU)  d													1040					
Mitcham Eastfields (MTC)  d			0925		0930			0955		1000				1025	1030			1100
Mitcham Junction (MIJ)  d			0928		0933			0958		1003				1028	1033			1103
Hackbridge (HCB)  d			0931		0936			1001		1006				1031	1036			1106
Carshalton (CSH)  d		0920	0934		0939	0949		1004		1009	1019			1034	1039		1049	1109
Sutton (Surrey) (SUO)  a		0924	0937		0943	0953		1007		1013	1023		1044	1037	1043		1053	1113

NOTES (see introductory pages for explanation of train operator codes and standard symbols)

- a Arrival time
- d Departure time
- c Arrives 3 minutes earlier
  
- B To Epsom, see table 162
- C From Luton, see table 051
- F To Dorking, see table 162
- G To East Croydon, see table 164
- H To Crystal Palace, see table 165

## London to Wimbledon and Sutton via Streatham and Tulse Hill

**Sundays** until 28 August

Operator Train ID Days of operation/Notes	SN	TL	SN	TL	SN	SN	SN	TL	SN	TL	SN	SN	SN	TL	SN	TL	SN	TL	SN	TL
	2J21 G	9V31 C	2H21 H	9O31	1122 F	2122 B	2J23 G	9V33 C	2H23 H	9O33	1124 F	2124 B	2J25 G	9V35 C	2H25 H	9O35	1126 F	2126 B		
London Victoria (VIC)  d					1055	1111					1125	1141					1155	1211		
Clapham Junction (CLJ)  d					1102	1118					1132	1148					1202	1218		
Balham (BAL)  d						1123						1153						1223		
St Pancras International (STP)  d		1007						1037						1107						
Farringdon (ZFD)  d		1011						1041						1111						
City Thameslink (CTK)  d																				
London Blackfriars (BFR)  d		1016		1036				1046		1106				1116		1136				
Elephant & Castle (EPH)  d		1021		1040				1051		1110				1121		1140				
Loughborough Jn (LGJ)  d		1026		1045				1056		1115				1126		1145				
Herne Hill (HNH)  d		1030		1050				1100		1120				1130		1150				
London Bridge (LBG)  d	1014		1031				1044		1101				1114		1131					
South Bermondsey (SBM)  d	1019		1035				1049		1105				1119		1135					
Queens Rd Peckham (QRP)  d	1022		1038				1052		1108				1122		1138					
Peckham Rye (PMR)  d	1025		1041				1055		1111				1125		1141					
East Dulwich (EDW)  d	1028		1044				1058		1114				1128		1144					
North Dulwich (NDL)  d	1030		1047				1100		1117				1130		1147					
Tulse Hill (TUH)  a	1033	1035	1050	1054			1103	1105	1120	1124			1133	1135	1150	1154				
Tulse Hill (TUH)  d	1034	1037		1057			1104	1107		1127			1134	1137		1157				
Streatham (STE)  d	1037a	1041		1101			1107a	1111		1131			1137a	1141		1201				
Tooting (TOO)  d		1047						1119						1149						
Haydons Road (HYR)  d		1050						1122						1152						
Wimbledon (WIM)  a		1053						1124						1154						
Wimbledon (WIM)  d		1053						1125						1155						
Wimbledon Chase (WBO)  d		1058						1128						1158						
South Merton (SMO)  d		1100						1130						1200						
Morden South (MDS)  d		1103						1133						1203						
St Helier (SIH)  d		1105						1135						1205						
Sutton Common (SUC)  d		1107						1137						1207						
West Sutton (WSU)  d		1110						1140						1210						
Mitcham Eastfields (MTC)  d				1105		1130				1135		1200				1205		1230		
Mitcham Junction (MIJ)  d				1108		1133				1138		1203				1208		1233		
Hackbridge (HCB)  d				1111		1136				1141		1206				1211		1236		
Carshalton (CSH)  d				1114	1119	1139				1144	1149	1209				1214	1219	1239		
Sutton (Surrey) (SUO)  a		1114		1117	1123	1143		1144		1147	1153	1213		1214		1217	1223	1243		

**NOTES** (see introductory pages for explanation of train operator codes and standard symbols)

a Arrival time

d Departure time

B To Epsom, see table 162

C From Luton, see table 051

F To Dorking, see table 162

G To East Croydon, see table 164

H To Crystal Palace, see table 165

## London to Wimbledon and Sutton via Streatham and Tulse Hill

**Sundays** until 28 August

Operator Train ID Days of operation/Notes	SN	TL	SN	TL	SN	SN	SN	TL	SN	TL	SN	SN	SN	TL	SN	TL	SN	SN
	2J27 G	9V37 C	2H27 H	9O37	1128 F	2I28 B	2J29 G	9V39 C	2H29 H	9O39	1130 F	2I30 B	2J31 G	9V41 C	2H31 H	9O41 C	1132 F	2I32 B
London Victoria (VIC)  10 d					1225	1241					1255	1311					1325	1341
Clapham Junction (CLJ)  10 d					1232	1248					1302	1318					1332	1348
Balham (BAL)  4 d						1253						1323						1353
St Pancras International (STP)  15 d		1137		1157				1207		1227				1237		1257		
Farringdon (ZFD)  3 d		1141		1201				1211		1231				1241		1301		
City Thameslink (CTK)  3 d																		
London Blackfriars (BFR)  3 d		1146		1206				1216		1236				1246		1306		
Elephant & Castle (EPH)  d		1151		1210				1221		1240				1251		1310		
Loughborough Jn (LGJ)  d		1156		1215				1226		1245				1256		1315		
Herne Hill (HNN)  4 d		1200		1220				1234f		1250				1304f		1320		
London Bridge (LBG)  4 d	1144		1201				1214		1231				1244		1301			
South Bermondsey (SBM)  d	1149		1205				1219		1235				1249		1305			
Queens Rd Peckham (QRP)  d	1152		1208				1222		1238				1252		1308			
Peckham Rye (PMR)  4 d	1155		1211				1225		1241				1255		1311			
East Dulwich (EDW)  d	1158		1214				1228		1244				1258		1314			
North Dulwich (NDL)  d	1200		1217				1230		1247				1300		1317			
Tulse Hill (TUH)  4 a	1203	1205	1220	1224			1233	1239	1250	1254			1303	1309	1320	1324		
Tulse Hill (TUH)  4 d	1204	1207		1227			1234	1239		1257			1304	1309		1327		
Streatham (STE)  4 d	1207a	1211		1231			1237a	1243		1301			1307a	1313		1331		
Tooting (TOO)  d		1219						1249						1319				
Haydons Road (HYR)  d		1222						1252						1322				
Wimbledon (WIM)  6 a		1224						1254						1324				
Wimbledon (WIM)  6 d		1225						1255						1325				
Wimbledon Chase (WBO)  d		1228						1258						1328				
South Merton (SMO)  d		1230						1300						1330				
Morden South (MDS)  d		1233						1303						1333				
St Helier (SIH)  d		1235						1305						1335				
Sutton Common (SUC)  d		1237						1307						1337				
West Sutton (WSU)  d		1240						1310						1340				
Mitcham Eastfields (MTC)  d				1235		1300				1305		1330				1335		1400
Mitcham Junction (MIJ)  d				1238		1303				1308		1333				1338		1403
Hackbridge (HCB)  d				1241		1306				1311		1336				1341		1406
Carshalton (CSH)  d				1244	1249	1309				1314	1319	1339				1344	1349	1409
Sutton (Surrey) (SUO)  4 a		1244		1247	1253	1313		1314		1317	1323	1343		1344		1347	1353	1413



































**NOTES** (see introductory pages for explanation of train operator codes and standard symbols)

- a Arrival time  
d Departure time  
f Arrives 5 minutes earlier

- B To Epsom, see table 162  
C From Luton, see table 051  
F To Dorking, see table 162  
G To East Croydon, see table 164  
H To Crystal Palace, see table 165

## London to Wimbledon and Sutton via Streatham and Tulse Hill



































**Sundays** until 28 August

Operator Train ID Days of operation/Notes	SN	TL	SN	TL	SN	SN	SN	TL	SN	TL	SN	SN	SN	TL	SN	TL	SN	TL	SN	SN
	2J33 G	9V43 C	2H33 H	9O43 A	1134 F	2134 B	2J35 G	9V45 C	2H35 H	9O45 A	1136 F	2136 B	2J37 G	9V47 C	2H37 H	9O47 A	1138 F	2138 B		
London Victoria (VIC)  d					1355	1411					1425	1441					1455	1511		
Clapham Junction (CLJ)  d					1402	1418					1432	1448					1502	1518		
Balham (BAL)  d						1423						1453						1523		
St Pancras International (STP)  d		1312		1327				1342		1357				1412		1427				
Farringdon (ZFD)  d		1316		1331				1346		1401				1416		1431				
City Thameslink (CTK)  d																				
London Blackfriars (BFR)  d		1321		1336				1351		1406				1421		1436				
Elephant & Castle (EPH)  d		1325		1340				1355		1410				1425		1440				
Loughborough Jn (LGJ)  d		1330		1345				1400		1415				1430		1445				
Herne Hill (HNN)  d		1334		1350				1404		1420				1434		1450				
London Bridge (LBG)  d	1314		1331				1344		1401				1414		1431					
South Bermondsey (SBM)  d	1319		1335				1349		1405				1419		1435					
Queens Rd Peckham (QRP)  d	1322		1338				1352		1408				1422		1438					
Peckham Rye (PMR)  d	1325		1341				1355		1411				1425		1441					
East Dulwich (EDW)  d	1328		1344				1358		1414				1428		1444					
North Dulwich (NDL)  d	1330		1347				1400		1417				1430		1447					
Tulse Hill (TUH)  a	1333	1339	1350	1354			1403	1409	1420	1424			1433	1439	1450	1454				
Tulse Hill (TUH)  d	1334	1339		1357			1404	1409	1427				1434	1439		1457				
Streatham (STE)  d	1337a	1343		1401			1407a	1413	1431				1437a	1443		1501				
Tooting (TOO)  d		1349						1419						1449						
Haydons Road (HYR)  d		1352						1422						1452						
Wimbledon (WIM)  a		1354						1424						1454						
Wimbledon (WIM)  d		1355						1425						1455						
Wimbledon Chase (WBO)  d		1358						1428						1458						
South Merton (SMO)  d		1400						1430						1500						
Morden South (MDS)  d		1403						1433						1503						
St Helier (SIH)  d		1405						1435						1505						
Sutton Common (SUC)  d		1407						1437						1507						
West Sutton (WSU)  d		1410						1440						1510						
Mitcham Eastfields (MTC)  d				1405		1430				1435		1500				1505		1530		
Mitcham Junction (MIJ)  d				1408		1433				1438		1503				1508		1533		
Hackbridge (HCB)  d				1411		1436				1441		1506				1511		1536		
Carshalton (CSH)  d				1414	1419	1439				1444	1449	1509				1514	1519	1539		
Sutton (Surrey) (SUO)  a		1414		1417	1423	1443		1444		1447	1453	1513		1514		1517	1523	1543		

**NOTES** (see introductory pages for explanation of train operator codes and standard symbols)**a** Arrival time**d** Departure time**A** From St Albans City, see table 051**B** To Epsom, see table 162**C** From Luton, see table 051**F** To Dorking, see table 162**G** To East Croydon, see table 164**H** To Crystal Palace, see table 165

## London to Wimbledon and Sutton via Streatham and Tulse Hill

**Sundays** until 28 August

Operator Train ID Days of operation/Notes	SN	TL	SN	TL	SN	SN	SN	TL	SN	TL	SN	SN	SN	TL	SN	TL	SN	SN
	2J39 G	9V49 C	2H39 H	9O49 A	1140 F	2140 B	2J41 G	9V51 C	2H41 H	9O51 A	1142 F	2142 B	2J43 G	9V53 C	2H43 H	9O53 A	1144 F	2144 B
London Victoria (VIC)  d					1525	1541					1555	1611					1625	1641
Clapham Junction (CLJ)  d					1532	1548					1602	1618					1632	1648
Balham (BAL)  d						1553						1623						1653
St Pancras International (STP)  d		1442		1457				1512		1527				1542		1557		
Farringdon (ZFD)  d		1446		1501				1516		1531				1546		1601		
City Thameslink (CTK)  d																		
London Blackfriars (BFR)  d		1451		1506				1521		1536				1551		1606		
Elephant & Castle (EPH)  d		1455		1510				1525		1540				1555		1610		
Loughborough Jn (LGJ)  d		1500		1515				1530		1545				1600		1615		
Herne Hill (HNN)  d		1504		1520				1534		1550				1604		1620		
London Bridge (LBG)  d	1444		1501				1514		1531				1544		1601			
South Bermondsey (SBM)  d	1449		1505				1519		1535				1549		1605			
Queens Rd Peckham (QRP)  d	1452		1508				1522		1538				1552		1608			
Peckham Rye (PMR)  d	1455		1511				1525		1541				1555		1611			
East Dulwich (EDW)  d	1458		1514				1528		1544				1558		1614			
North Dulwich (NDL)  d	1500		1517				1530		1547				1600		1617			
Tulse Hill (TUH)  a	1503	1509	1520	1524			1533	1539	1550	1554			1603	1609	1620	1624		
Tulse Hill (TUH)  d	1504	1509		1527			1534	1539		1557			1604	1609		1627		
Streatham (STE)  d	1507a	1513		1531			1537a	1543		1601			1607a	1613		1631		
Tooting (TOO)  d		1519						1549						1619				
Haydons Road (HYR)  d		1522						1552						1622				
Wimbledon (WIM)  a		1524						1554						1624				
Wimbledon (WIM)  d		1525						1555						1625				
Wimbledon Chase (WBO)  d		1528						1558						1628				
South Merton (SMO)  d		1530						1600						1630				
Morden South (MDS)  d		1533						1603						1633				
St Helier (SIH)  d		1535						1605						1635				
Sutton Common (SUC)  d		1537						1607						1637				
West Sutton (WSU)  d		1540						1610						1640				
Mitcham Eastfields (MTC)  d				1535		1600				1605		1630				1635		1700
Mitcham Junction (MIJ)  d				1538		1603				1608		1633				1638		1703
Hackbridge (HCB)  d				1541		1606				1611		1636				1641		1706
Carshalton (CSH)  d				1544	1549	1609				1614	1619	1639				1644	1649	1709
Sutton (Surrey) (SUO)  a		1544		1547	1553	1613		1614		1617	1623	1643		1644		1647	1653	1713



































**NOTES** (see introductory pages for explanation of train operator codes and standard symbols)

a Arrival time  
d Departure time

A From St Albans City, see table 051  
B To Epsom, see table 162  
C From Luton, see table 051  
F To Dorking, see table 162  
G To East Croydon, see table 164  
H To Crystal Palace, see table 165

## London to Wimbledon and Sutton via Streatham and Tulse Hill

**Sundays** until 28 August

Operator Train ID Days of operation/Notes	SN	TL	SN	TL	SN	SN	SN	TL	SN	TL	SN	SN	SN	TL	SN	TL	SN	TL	SN	SN
	2J45 G	9V55 C	2H45 H	9O55 A	1146 F	2146 B	2J47 G	9V57 C	2H47 H	9O57 A	1148 F	2148 B	2J49 G	9V59 C	2H49 H	9O59 A	1150 F	2150 B		
London Victoria (VIC)  d					1655	1711					1725	1741							1755	1811
Clapham Junction (CLJ)  d					1702	1718					1732	1748							1802	1818
Balham (BAL)  d						1723						1753								1823
St Pancras International (STP)  d		1612		1627				1642		1657				1712		1727				
Farringdon (ZFD)  d		1616		1631				1646		1701				1716		1731				
City Thameslink (CTK)  d																				
London Blackfriars (BFR)  d		1621		1636				1651		1706				1721		1736				
Elephant & Castle (EPH)  d		1625		1640				1655		1710				1725		1740				
Loughborough Jn (LGJ)  d		1630		1645				1700		1715				1730		1745				
Herne Hill (HNN)  d		1634		1650				1704		1720				1734		1750				
London Bridge (LBG)  d	1614		1631				1644		1701			1714		1731						
South Bermondsey (SBM)  d	1619		1635				1649		1705			1719		1735						
Queens Rd Peckham (QRP)  d	1622		1638				1652		1708			1722		1738						
Peckham Rye (PMR)  d	1625		1641				1655		1711			1725		1741						
East Dulwich (EDW)  d	1628		1644				1658		1714			1728		1744						
North Dulwich (NDL)  d	1630		1647				1700		1717			1730		1747						
Tulse Hill (TUH)  a	1633	1639	1650	1654			1703	1709	1720	1724		1733	1739	1750	1754					
Tulse Hill (TUH)  d	1634	1639		1657			1704	1709		1727		1734	1739		1757					
Streatham (STE)  d	1637a	1643		1701			1707a	1713		1731		1737a	1743		1801					
Tooting (TOO)  d		1649						1719					1749							
Haydons Road (HYR)  d		1652						1722					1752							
Wimbledon (WIM)  a		1654						1724					1754							
Wimbledon (WIM)  d		1655						1725					1755							
Wimbledon Chase (WBO)  d		1658						1728					1758							
South Merton (SMO)  d		1700						1730					1800							
Morden South (MDS)  d		1703						1733					1803							
St Helier (SIH)  d		1705						1735					1805							
Sutton Common (SUC)  d		1707						1737					1807							
West Sutton (WSU)  d		1710						1740					1810							
Mitcham Eastfields (MTC)  d				1705		1730				1735		1800				1805				1830
Mitcham Junction (MIJ)  d				1708		1733				1738		1803				1808				1833
Hackbridge (HCB)  d				1711		1736				1741		1806				1811				1836
Carshalton (CSH)  d				1714	1719	1739				1744	1749	1809				1814	1819			1839
Sutton (Surrey) (SUO)  a		1714		1717	1723	1743		1744		1747	1753	1813		1814		1817	1823			1843



































**NOTES** (see introductory pages for explanation of train operator codes and standard symbols)

a Arrival time  
d Departure time

A From St Albans City, see table 051  
B To Epsom, see table 162  
C From Luton, see table 051  
F To Dorking, see table 162  
G To East Croydon, see table 164  
H To Crystal Palace, see table 165

## London to Wimbledon and Sutton via Streatham and Tulse Hill

**Sundays** until 28 August

Operator Train ID Days of operation/Notes	SN	TL	SN	TL	SN	SN	SN	TL	SN	TL	SN	SN	SN	TL	SN	TL	SN	TL	SN	TL
	2J51 G	9V61 C	2H51 H	9061 A	1152 F	2152 B	2J53 G	9V63 C	2H53 H	9063 A	1154 F	2154 B	2J55 G	9V65 C	2H55 H	9065 A	1156 F	2156 B		
London Victoria (VIC)  d					1825	1841					1855	1911							1925	1941
Clapham Junction (CLJ)  d					1832	1848					1902	1918							1932	1948
Balham (BAL)  d						1853						1923								1953
St Pancras International (STP)  d		1742		1757				1812		1827				1842		1857				
Farringdon (ZFD)  d		1746		1801				1816		1831				1846		1901				
City Thameslink (CTK)  d																				
London Blackfriars (BFR)  d		1751		1806				1821		1836				1851		1906				
Elephant & Castle (EPH)  d		1755		1810				1825		1840				1855		1910				
Loughborough Jn (LGJ)  d		1800		1815				1830		1845				1900		1915				
Herne Hill (HNN)  d		1804		1820				1834		1850				1904		1920				
London Bridge (LBG)  d	1744		1801				1814		1831				1844		1901					
South Bermondsey (SBM)  d	1749		1805				1819		1835				1849		1905					
Queens Rd Peckham (QRP)  d	1752		1808				1822		1838				1852		1908					
Peckham Rye (PMR)  d	1755		1811				1825		1841				1855		1911					
East Dulwich (EDW)  d	1758		1814				1828		1844				1858		1914					
North Dulwich (NDL)  d	1800		1817				1830		1847				1900		1917					
Tulse Hill (TUH)  a	1803	1809	1820	1824			1833	1839	1850	1854			1903	1909	1920	1924				
Tulse Hill (TUH)  d	1804	1809		1827			1834	1839		1857			1904	1909		1927				
Streatham (STE)  d	1807a	1813		1831			1837a	1843		1901			1907a	1913		1931				
Tooting (TOO)  d		1819						1849						1919						
Haydons Road (HYR)  d		1822						1852						1922						
Wimbledon (WIM)  a		1824						1854						1924						
Wimbledon (WIM)  d		1825						1855						1925						
Wimbledon Chase (WBO)  d		1828						1858						1928						
South Merton (SMO)  d		1830						1900						1930						
Morden South (MDS)  d		1833						1903						1933						
St Helier (SIH)  d		1835						1905						1935						
Sutton Common (SUC)  d		1837						1907						1937						
West Sutton (WSU)  d		1840						1910						1940						
Mitcham Eastfields (MTC)  d				1835		1900				1905		1930				1935				2000
Mitcham Junction (MIJ)  d				1838		1903				1908		1933				1938				2003
Hackbridge (HCB)  d				1841		1906				1911		1936				1941				2006
Carshalton (CSH)  d				1844	1849	1909				1914	1919	1939				1944	1949			2009
Sutton (Surrey) (SUO)  a		1844		1847	1853	1913		1914		1917	1923	1943		1944		1947	1953			2013

**NOTES** (see introductory pages for explanation of train operator codes and standard symbols)

a Arrival time  
d Departure time

A From St Albans City, see table 051  
B To Epsom, see table 162  
C From Luton, see table 051  
F To Dorking, see table 162  
G To East Croydon, see table 164  
H To Crystal Palace, see table 165

London to Wimbledon and Sutton via Streatham and Tulse Hill

**Sundays** until 28 August

Operator Train ID Days of operation/Notes	SN	TL	SN	TL	SN	SN	SN	TL	SN	TL	SN	SN	SN	TL	SN	TL	SN	TL	SN	SN
	2J57 G	9V67 C	2H57 H	9O67 A	1158 F	2158 B	2J59 G	9V69 C	2H59 H	9O69 A	1160 F	2160 B	2J61 G	9V71 C	2H61 H	9O71 A	1162 F	2162 B	2162 B	2162 B
London Victoria (VIC)  10 d					1955	2011					2025	2041					2055	2111		
Clapham Junction (CLJ)  10 d					2002	2018					2032	2048					2102	2118		
Balham (BAL)  4 d						2024					2053									2123
St Pancras International (STP)  15 d		1912		1927				1942		1957				2012		2027				
Farringdon (ZFD)  3 d		1916		1931				1946		2001				2016		2031				
City Thameslink (CTK)  3 d																				
London Blackfriars (BFR)  3 d		1921		1936				1951		2006				2021		2036				
Elephant & Castle (EPH)  d		1925		1940				1955		2010				2025		2040				
Loughborough Jn (LGJ)  d		1930		1945				2000		2015				2030		2045				
Herne Hill (HNN)  4 d		1934		1950				2004		2020				2034		2050				
London Bridge (LBG)  4 d	1914		1931				1944		2001				2014		2031					
South Bermondsey (SBM)  d	1919		1935				1949		2005				2019		2035					
Queens Rd Peckham (QRP)  d	1922		1938				1952		2008				2022		2038					
Peckham Rye (PMR)  4 d	1925		1941				1955		2011				2025		2041					
East Dulwich (EDW)  d	1928		1944				1958		2014				2028		2044					
North Dulwich (NDL)  d	1930		1947				2000		2017				2030		2047					
Tulse Hill (TUH)  4 a	1933	1939	1950	1954			2003	2009	2020	2024			2033	2039	2050	2054				
Tulse Hill (TUH)  4 d	1934	1939		1957			2004	2009		2027			2034	2039		2057				
Streatham (STE)  4 d	1937a	1943		2001			2007a	2013		2031			2037a	2043		2101				
Tooting (TOO)  d		1949						2019						2049						
Haydons Road (HYR)  d		1952						2022						2052						
Wimbledon (WIM)  6 a		1954						2024						2054						
Wimbledon (WIM)  6 d		1955						2025						2055						
Wimbledon Chase (WBO)  d		1958						2028						2058						
South Merton (SMO)  d		2000						2030						2100						
Morden South (MDS)  d		2003						2033						2103						
St Helier (SIH)  d		2005						2035						2105						
Sutton Common (SUC)  d		2007						2037						2107						
West Sutton (WSU)  d		2010						2040						2110						
Mitcham Eastfields (MTC)  d			2005		2031					2035		2100				2105				2130
Mitcham Junction (MIJ)  d			2008		2034					2038		2103				2108				2133
Hackbridge (HCB)  d			2011		2037					2041		2106				2111				2136
Carshalton (CSH)  d			2014	2019	2039					2044	2049	2109				2114	2119			2139
Sutton (Surrey) (SUO)  4 a		2014		2017	2023	2043		2044		2047	2053	2113		2114		2117	2123			2143



















NOTES (see introductory pages for explanation of train operator codes and standard symbols)

- a Arrival time
- d Departure time
- A From St Albans City, see table 051
- B To Epsom, see table 162
- C From Luton, see table 051
- F To Dorking, see table 162
- G To East Croydon, see table 164
- H To Crystal Palace, see table 165



## London to Wimbledon and Sutton via Streatham and Tulse Hill

**Sundays** until 28 August



































Operator Train ID Days of operation/Notes	SN	TL	SN	TL	SN	SN	SN	TL	SN	TL	SN	SN	SN	TL	SN	SN	SN	SN
	2J63 G	9V73 C	2H63 H	9O73 A	1164 F	2164 B	2J65 G	9V75 C	2H65 H	9O75 A	1166 F	2166 B	2J67 G	9V77 C	2H67 H	2J69 G	1168 F	2H69 E
London Victoria (VIC)  d					2125	2141					2155	2211						2225
Clapham Junction (CLJ)  d					2132	2148					2202	2218						2232
Balham (BAL)  d						2153						2223						
St Pancras International (STP)  d		2042		2057				2112		2127				2142				
Farringdon (ZFD)  d		2046		2101				2116		2131				2146				
City Thameslink (CTK)  d																		
London Blackfriars (BFR)  d		2051		2106				2121		2136				2151				
Elephant & Castle (EPH)  d		2055		2110				2125		2140				2155				
Loughborough Jn (LGJ) d		2100		2115				2130		2145				2200				
Herne Hill (HNN)  d		2104		2120				2134		2150				2204				
London Bridge (LBG)  d	2044		2101				2114		2131				2144		2201	2214		2231
South Bermondsey (SBM) d	2049		2105				2119		2135				2149		2205	2219		2235
Queens Rd Peckham (QRP) d	2052		2108				2122		2138				2152		2208	2222		2238
Peckham Rye (PMR)  d	2055		2111				2125		2141				2155		2211	2225		2241
East Dulwich (EDW) d	2058		2114				2128		2144				2158		2214	2228		2244
North Dulwich (NDL) d	2100		2117				2130		2147				2200		2217	2230		2247
Tulse Hill (TUH)  a	2103	2109	2120	2124			2133	2139	2150	2154			2203	2209	2220	2233		2250
Tulse Hill (TUH)  d	2104	2109		2127			2134	2139		2157			2204	2209				2234
Streatham (STE)  d	2107a	2113		2131			2137a	2143		2201			2207a	2213				2237a
Tooting (TOO) d		2119						2149						2219				
Haydons Road (HYR) d		2122						2152						2222				
Wimbledon (WIM)  a		2124						2154						2224				
Wimbledon (WIM)  d		2125						2155						2225				
Wimbledon Chase (WBO) d		2128						2158						2228				
South Merton (SMO) d		2130						2200						2230				
Morden South (MDS) d		2133						2203						2233				
St Helier (SIH) d		2135						2205						2235				
Sutton Common (SUC) d		2137						2207						2237				
West Sutton (WSU) d		2140						2210						2240				
Mitcham Eastfields (MTC) d				2135		2200				2205		2230						
Mitcham Junction (MIJ)  d				2138		2203				2208		2233						
Hackbridge (HCB) d				2141		2206				2211		2236						
Carshalton (CSH) d				2144	2149	2209				2214	2219	2239					2249	
Sutton (Surrey) (SUO)  a		2144		2147	2153	2213		2214		2217	2223	2243		2244				2253

**NOTES** (see introductory pages for explanation of train operator codes and standard symbols)

- a Arrival time  
d Departure time
- A From St Albans City, see table 051  
B To Epsom, see table 162  
C From Luton, see table 051  
E To Norwood Junction, see table 165  
F To Dorking, see table 162  
G To East Croydon, see table 164  
H To Crystal Palace, see table 165

## London to Wimbledon and Sutton via Streatham and Tulse Hill

**Sundays** until 28 August

Operator Train ID Days of operation/Notes	SN	SN	SN	SN	SN	SN	SN
	2168 B	2J71 G	1170 F	2H71 E	2170 B	2J73 G	1172 F
London Victoria (VIC)  d	2241		2255		2311		2325
Clapham Junction (CLJ)  d	2249		2305		2319		2332
Balham (BAL)  d	2253				2323		2337
St Pancras International (STP)  d							
Farringdon (ZFD)  d							
City Thameslink (CTK)  d							
London Blackfriars (BFR)  d							
Elephant & Castle (EPH)  d							
Loughborough Jn (LGJ)  d							
Herne Hill (HNH)  d							
London Bridge (LBG)  d		2244		2301		2317	
South Bermondsey (SBM)  d		2249		2305		2323	
Queens Rd Peckham (QRP)  d		2252		2308		2327	
Peckham Rye (PMR)  d		2255		2311		2330	
East Dulwich (EDW)  d		2258		2314		2334	
North Dulwich (NDL)  d		2300		2317		2337	
Tulse Hill (TUH)  a		2303		2320		2340	
Tulse Hill (TUH)  d		2304				2343	
Streatham (STE)  d		2307a				2346a	
Tooting (TOO)  d							
Haydens Road (HYR)  d							
Wimbledon (WIM)  a							
Wimbledon (WIM)  d							
Wimbledon Chase (WBO)  d							
South Merton (SMO)  d							
Morden South (MDS)  d							
St Helier (SIH)  d							
Sutton Common (SUC)  d							
West Sutton (WSU)  d							
Mitcham Eastfields (MTC)  d	2300				2330		2344
Mitcham Junction (MIJ)  d	2303				2333		2347
Hackbridge (HCB)  d	2306				2336		2350
Carshalton (CSH)  d	2309		2320		2339		2353
Sutton (Surrey) (SUO)  a	2313		2324		2343		2356

**NOTES** (see introductory pages for explanation of train operator codes and standard symbols)

a Arrival time

d Departure time

B To Epsom, see table 162











E To Norwood Junction, see table 165

F To Dorking, see table 162

G To East Croydon, see table 164

London to Wimbledon and Sutton via Streatham and Tulse Hill

**Sundays** from 4 September

Operator Train ID Days of operation/Notes	TL 9V83 A	SN 2172 B	TL 9V85 C	SN 2J99 D	SN 2K74 E	SN 2J76 D	SN 2192 F	SN 2194 F	SN 2J09 G	SN 2196 F	SN 2J11 G	SN 2198 F	SN 2J13 G	TL 9O23	SN 2112 F	SN 2J15 G	TL 9O25	SN 2114 F
London Victoria (VIC)  10 d							0640	0710		0740		0810			0840			0910
Clapham Junction (CLJ) 10 d							0647	0717		0747		0817			0847			0917
Balham (BAL)  4 d							0653	0723		0752		0823			0852			0922
St Pancras International (STP)  15 d																		
Farringdon (ZFD)  3 d																		
City Thameslink (CTK) 3 d																		
London Blackfriars (BFR)  3 d																		
Elephant & Castle (EPH)  d																		
Loughborough Jn (LGJ) d			0002															
Herne Hill (HNN) 4 d			0006															
London Bridge (LBG)  4 d					0001	0025			0716		0746		0817	0830		0847	0900	
South Bermondsey (SBM) d					0007	0029			0724e		0753c		0824c			0854c		
Queens Rd Peckham (QRP) d				0002	0010	0034			0727		0756		0827			0857		
Peckham Rye (PMR) 4 d				0006	0012	0037			0731		0800		0830	0839		0900	0909	
East Dulwich (EDW) d				0009	0015	0041			0734		0803		0833			0903		
North Dulwich (NDL) d				0011	0017	0043			0737		0806		0835			0905		
Tulse Hill (TUH) 4 a			0010	0017	0021	0047			0740		0809		0838	0845		0908	0915	
Tulse Hill (TUH) 4 d			0011	0018		0047			0743		0813		0839	0847		0909	0917	
Streatham (STE) 4 d			0014	0023a		0051a			0746a		0816a		0842a	0851		0912a	0921	
Tooting (TOO) d			0019															
Haydons Road (HYR) d			0022															
Wimbledon (WIM)  6 a			0024															
Wimbledon (WIM)  6 d			0025															
Wimbledon Chase (WBO) d			0028															
South Merton (SMO) d	0001		0030															
Morden South (MDS) d	0004		0033															
St Helier (SIH) d	0006		0035															
Sutton Common (SUC) d	0008		0037															
West Sutton (WSU) d	0011		0040															
Mitcham Eastfields (MTC) d		0004					0700	0730		0800		0830		0855	0859		0925	0929
Mitcham Junction (MIJ)  d		0007					0703	0733		0803		0833		0858	0902		0928	0932
Hackbridge (HCB) d		0010					0706	0736		0806		0836		0901	0905		0931	0935
Carshalton (CSH) d		0013					0709	0739		0809		0839		0904	0908		0934	0938
Sutton (Surrey) (SUO) 4 a	0014	0017	0044				0712	0742		0812		0842		0907	0912		0937	0942



































NOTES (see introductory pages for explanation of train operator codes and standard symbols)

- a Arrival time
- d Departure time
- c Arrives 3 minutes earlier
- e Arrives 4 minutes earlier

- A From St Albans City, see table 170
- B To Epsom, see table 164
- C From Luton, see table 170
- D To Selhurst, see table 164
- E To Norwood Junction, see table 165
- F To Dorking, see table 163
- G To East Croydon, see table 164

London to Wimbledon and Sutton via Streatham and Tulse Hill

**Sundays from 4 September**



































Operator Train ID Days of operation/Notes	SN	TL	SN	SN	TL	TL	SN	SN	SN	TL	TL	SN	SN	TL	TL	SN	SN	TL
	2J17 G	9O27	2I16 F	2J19 G	9V29 C	9O29	2I18 F	2J21 G	2I20 F	9V31 C	9O31	2J23 G	2I22 F	9V33 C	9O33	2J25 G	2I24 F	9V35 C
London Victoria (VIC)  d			0940				1010		1038				1108				1138	
Clapham Junction (CLJ)  d			0947				1017		1045				1115				1145	
Balham (BAL)  d			0952				1022		1050				1120				1150	
St Pancras International (STP)  d					0937					1007				1037				1107
Farringdon (ZFD)  d					0941					1011				1041				1111
City Thameslink (CTK)  d																		
London Blackfriars (BFR)  d		0929			0946	0959				1016	1036			1046	1106			1116
Elephant & Castle (EPH)  d		0933			0951	1003				1021	1040			1051	1110			1121
Loughborough Jn (LGJ)  d		0938			0956	1008				1026	1045			1056	1115			1126
Herne Hill (HNN)  d		0942			1000	1012				1030	1050			1100	1120			1130
London Bridge (LBG)  d	0914			0944				1014				1044				1114		
South Bermondsey (SBM)  d	0919			0949				1019				1049				1119		
Queens Rd Peckham (QRP)  d	0922			0952				1022				1052				1122		
Peckham Rye (PMR)  d	0925			0955				1025				1055				1125		
East Dulwich (EDW)  d	0928			0958				1028				1058				1128		
North Dulwich (NDL)  d	0930			1000				1030				1100				1130		
Tulse Hill (TUH)  a	0933	0946		1003	1005	1016		1033		1035	1054	1103		1105	1124	1133		1135
Tulse Hill (TUH)  d	0934	0947		1004	1007	1017		1034		1037	1057	1104		1107	1127	1134		1137
Streatham (STE)  d	0937a	0951		1007a	1011	1021		1037a		1041	1101	1107a		1111	1131	1137a		1141
Tooting (TOO)  d					1017					1047				1119				1149
Haydons Road (HYR)  d					1020					1050				1122				1152
Wimbledon (WIM)  a					1023					1053				1124				1154
Wimbledon (WIM)  d					1023					1053				1125				1155
Wimbledon Chase (WBO)  d					1028					1058				1128				1158
South Merton (SMO)  d					1030					1100				1130				1200
Morden South (MDS)  d					1033					1103				1133				1203
St Helier (SIH)  d					1035					1105				1135				1205
Sutton Common (SUC)  d					1037					1107				1137				1207
West Sutton (WSU)  d					1040					1110				1140				1210
Mitcham Eastfields (MTC)  d		0955	0959			1025	1029		1057		1105		1127		1135		1157	
Mitcham Junction (MIJ)  d		0958	1002			1028	1032		1100		1108		1130		1138		1200	
Hackbridge (HCB)  d		1001	1005			1031	1035		1103		1111		1133		1141		1203	
Carshalton (CSH)  d		1004	1008			1034	1038		1106		1114		1136		1144		1206	
Sutton (Surrey) (SUO)  a		1007	1012		1044	1037	1042		1110	1114	1117		1140	1144	1147		1210	1214

NOTES (see introductory pages for explanation of train operator codes and standard symbols)

- a Arrival time
- d Departure time
- C From Luton, see table 170
- F To Dorking, see table 163
- G To East Croydon, see table 164

## London to Wimbledon and Sutton via Streatham and Tulse Hill

**Sundays** from 4 September

Operator Train ID Days of operation/Notes	TL	SN	SN	TL	TL	SN	SN	TL	TL	SN	SN	TL	TL	SN	SN	TL	TL	SN	TL	SN	
	9035	2J27 G	2I26 F	9V37 C	9037	2J29 G	2I28 F	9V39 C	9039	2J31 G	2I30 F	9V41 C	9041 C	2J33 G	2I32 F	9V43 C	9043 A	2J35 G			
London Victoria (VIC)  d			1208				1238				1308				1338						
Clapham Junction (CLJ)  d			1215				1245				1315				1345						
Balham (BAL)  d			1220				1250				1320				1350						
St Pancras International (STP)  d				1137	1157			1207	1227			1237	1257			1312	1327				
Farringdon (ZFD)  d				1141	1201			1211	1231			1241	1301			1316	1331				
City Thameslink (CTK)  d																					
London Blackfriars (BFR)  d		1136		1146	1206			1216	1236			1246	1306			1321	1336				
Elephant & Castle (EPH)  d		1140		1151	1210			1221	1240			1251	1310			1325	1340				
Loughborough Jn (LGJ)  d		1145		1156	1215			1226	1245			1256	1315			1330	1345				
Herne Hill (HNH)  d		1150		1200	1220			1234f	1250			1304f	1320			1334	1350				
London Bridge (LBG)  d		1144				1214					1244			1314							1344
South Bermondsey (SBM)  d		1149				1219					1249			1319							1349
Queens Rd Peckham (QRP)  d		1152				1222					1252			1322							1352
Peckham Rye (PMR)  d		1155				1225					1255			1325							1355
East Dulwich (EDW)  d		1158				1228					1258			1328							1358
North Dulwich (NDL)  d		1200				1230					1300			1330							1400
Tulse Hill (TUH)  a	1154	1203		1205	1224	1233		1239	1254	1303		1309	1324	1333		1339	1354	1403			
Tulse Hill (TUH)  d	1157	1204		1207	1227	1234		1239	1257	1304		1309	1327	1334		1339	1357	1404			
Streatham (STE)  d	1201	1207a		1211	1231	1237a		1243	1301	1307a		1313	1331	1337a		1343	1401	1407a			
Tooting (TOO)  d				1219				1249				1319				1349					
Haydens Road (HYR)  d				1222				1252				1322				1352					
Wimbledon (WIM)  a				1224				1254				1324				1354					
Wimbledon (WIM)  d				1225				1255				1325				1355					
Wimbledon Chase (WBO)  d				1228				1258				1328				1358					
South Merton (SMO)  d				1230				1300				1330				1400					
Morden South (MDS)  d				1233				1303				1333				1403					
St Helier (SIH)  d				1235				1305				1335				1405					
Sutton Common (SUC)  d				1237				1307				1337				1407					
West Sutton (WSU)  d				1240				1310				1340				1410					
Mitcham Eastfields (MTC)  d	1205		1227		1235		1257		1305		1327		1335		1357		1405				
Mitcham Junction (MIJ)  d	1208		1230		1238		1300		1308		1330		1338		1400		1408				
Hackbridge (HCB)  d	1211		1233		1241		1303		1311		1333		1341		1403		1411				
Carshalton (CSH)  d	1214		1236		1244		1306		1314		1336		1344		1406		1414				
Sutton (Surrey) (SUO)  a	1217		1240	1244	1247		1310	1314	1317		1340	1344	1347		1410	1414	1417				



































**NOTES** (see introductory pages for explanation of train operator codes and standard symbols)

- a Arrival time  
d Departure time  
f Arrives 5 minutes earlier

- A From St Albans City, see table 170  
C From Luton, see table 170  
F To Dorking, see table 163  
G To East Croydon, see table 164

London to Wimbledon and Sutton via Streatham and Tulse Hill

**Sundays** from 4 September



































Operator Train ID Days of operation/Notes	SN	TL	TL	SN	SN	TL	TL	SN	SN	TL	TL	SN	SN	TL	TL	SN	SN	TL	TL	SN	SN	TL
	2134 F	9V45 C	9O45 A	2J37 G	2136 F	9V47 C	9O47 A	2J39 G	2138 F	9V49 C	9O49 A	2J41 G	2140 F	9V51 C	9O51 A	2J43 G	2142 F	9V53 C	TL	TL	SN	SN
London Victoria (VIC)  d	1408				1438				1508				1538				1608					
Clapham Junction (CLJ)  d	1415				1445				1515				1545				1615					
Balham (BAL)  d	1420				1450				1520				1550				1620					
St Pancras International (STP)  d		1342	1357			1412	1427			1442	1457			1512	1527							1542
Farringdon (ZFD)  d		1346	1401			1416	1431			1446	1501			1516	1531							1546
City Thameslink (CTK)  d																						
London Blackfriars (BFR)  d		1351	1406			1421	1436			1451	1506			1521	1536							1551
Elephant & Castle (EPH)  d		1355	1410			1425	1440			1455	1510			1525	1540							1555
Loughborough Jn (LGJ)  d		1400	1415			1430	1445			1500	1515			1530	1545							1600
Herne Hill (HNH)  d		1404	1420			1434	1450			1504	1520			1534	1550							1604
London Bridge (LBG)  d				1414				1444				1514				1544						
South Bermondsey (SBM)  d				1419				1449				1519				1549						
Queens Rd Peckham (QRP)  d				1422				1452				1522				1552						
Peckham Rye (PMR)  d				1425				1455				1525				1555						
East Dulwich (EDW)  d				1428				1458				1528				1558						
North Dulwich (NDL)  d				1430				1500				1530				1600						
Tulse Hill (TUH)  a		1409	1424	1433		1439	1454	1503		1509	1524	1533		1539	1554	1603						1609
Tulse Hill (TUH)  d		1409	1427	1434		1439	1457	1504		1509	1527	1534		1539	1557	1604						1609
Streatham (STE)  d		1413	1431	1437a		1443	1501	1507a		1513	1531	1537a		1543	1601	1607a						1613
Tooting (TOO)  d		1419				1449				1519				1549								1619
Haydons Road (HYR)  d		1422				1452				1522				1552								1622
Wimbledon (WIM)  a		1424				1454				1524				1554								1624
Wimbledon (WIM)  d		1425				1455				1525				1555								1625
Wimbledon Chase (WBO)  d		1428				1458				1528				1558								1628
South Merton (SMO)  d		1430				1500				1530				1600								1630
Morden South (MDS)  d		1433				1503				1533				1603								1633
St Helier (SIH)  d		1435				1505				1535				1605								1635
Sutton Common (SUC)  d		1437				1507				1537				1607								1637
West Sutton (WSU)  d		1440				1510				1540				1610								1640
Mitcham Eastfields (MTC)  d	1427		1435		1457		1505		1527		1535		1557		1605		1627					
Mitcham Junction (MIJ)  d	1430		1438		1500		1508		1530		1538		1600		1608		1630					
Hackbridge (HCB)  d	1433		1441		1503		1511		1533		1541		1603		1611		1633					
Carshalton (CSH)  d	1436		1444		1506		1514		1536		1544		1606		1614		1636					
Sutton (Surrey) (SUO)  a	1440	1444	1447		1510	1514	1517		1540	1544	1547		1610	1614	1617		1640	1644				

NOTES (see introductory pages for explanation of train operator codes and standard symbols)

- a Arrival time
- d Departure time
- A From St Albans City, see table 170
- C From Luton, see table 170
- F To Dorking, see table 163
- G To East Croydon, see table 164

London to Wimbledon and Sutton via Streatham and Tulse Hill

**Sundays** from 4 September



































Operator Train ID Days of operation/Notes	TL	SN	SN	TL	TL	SN	SN	TL	TL	SN	SN	TL	TL	SN	SN	TL	TL	SN	TL	SN	
	9053 A	2J45 G	2144 F	9V55 C	9055 A	2J47 G	2146 F	9V57 C	9057 A	2J49 G	2148 F	9V59 C	9059 A	2J51 G	2150 F	9V61 C	9061 A	2J53 G			
London Victoria (VIC)  d			1638				1708				1738				1808						
Clapham Junction (CLJ)  d			1645				1715				1745				1815						
Balham (BAL)  d			1650				1720				1750				1820						
St Pancras International (STP)  d	1557			1612	1627			1642	1657			1712	1727			1742	1757				
Farringdon (ZFD)  d	1601			1616	1631			1646	1701			1716	1731			1746	1801				
City Thameslink (CTK)  d																					
London Blackfriars (BFR)  d	1606			1621	1636			1651	1706			1721	1736			1751	1806				
Elephant & Castle (EPH)  d	1610			1625	1640			1655	1710			1725	1740			1755	1810				
Loughborough Jn (LGJ)  d	1615			1630	1645			1700	1715			1730	1745			1800	1815				
Herne Hill (HNH)  d	1620			1634	1650			1704	1720			1734	1750			1804	1820				
London Bridge (LBG)  d		1614				1644				1714				1744				1814			
South Bermondsey (SBM)  d		1619				1649				1719				1749				1819			
Queens Rd Peckham (QRP)  d		1622				1652				1722				1752				1822			
Peckham Rye (PMR)  d		1625				1655				1725				1755				1825			
East Dulwich (EDW)  d		1628				1658				1728				1758				1828			
North Dulwich (NDL)  d		1630				1700				1730				1800				1830			
Tulse Hill (TUH)  a	1624	1633		1639	1654	1703		1709	1724	1733		1739	1754	1803		1809	1824	1833			
Tulse Hill (TUH)  d	1627	1634		1639	1657	1704		1709	1727	1734		1739	1757	1804		1809	1827	1834			
Streatham (STE)  d	1631	1637a		1643	1701	1707a		1713	1731	1737a		1743	1801	1807a		1813	1831	1837a			
Tooting (TOO)  d				1649				1719				1749				1819					
Haydons Road (HYR)  d				1652				1722				1752				1822					
Wimbledon (WIM)  a				1654				1724				1754				1824					
Wimbledon (WIM)  d				1655				1725				1755				1825					
Wimbledon Chase (WBO)  d				1658				1728				1758				1828					
South Merton (SMO)  d				1700				1730				1800				1830					
Morden South (MDS)  d				1703				1733				1803				1833					
St Helier (SIH)  d				1705				1735				1805				1835					
Sutton Common (SUC)  d				1707				1737				1807				1837					
West Sutton (WSU)  d				1710				1740				1810				1840					
Mitcham Eastfields (MTC)  d	1635		1657		1705		1727		1735		1757		1805		1827		1835				
Mitcham Junction (MIJ)  d	1638		1700		1708		1730		1738		1800		1808		1830		1838				
Hackbridge (HCB)  d	1641		1703		1711		1733		1741		1803		1811		1833		1841				
Carshalton (CSH)  d	1644		1706		1714		1736		1744		1806		1814		1836		1844				
Sutton (Surrey) (SUO)  a	1647		1710	1714	1717		1740	1744	1747		1810	1814	1817		1840	1844	1847				

NOTES (see introductory pages for explanation of train operator codes and standard symbols)

- a Arrival time
- d Departure time
- A From St Albans City, see table 170
- C From Luton, see table 170
- F To Dorking, see table 163
- G To East Croydon, see table 164

## London to Wimbledon and Sutton via Streatham and Tulse Hill

**Sundays from 4 September**

Operator Train ID Days of operation/Notes	SN	TL	TL	SN	SN	TL	TL	SN	SN	TL	TL	SN	SN	TL	TL	SN	SN	TL	TL	SN	SN	TL	
	2152 F	9V63 C	9O63 A	2J55 G	2154 F	9V65 C	9O65 A	2J57 G	2156 F	9V67 C	9O67 A	2J59 G	2158 F	9V69 C	9O69 A	2J61 G	2160 B	9V71 C					
London Victoria (VIC)  10 d	1838				1908				1938				2008				2038						
Clapham Junction (CLJ)  10 d	1845				1915				1945				2015				2045						
Balham (BAL)  4 d	1850				1920				1950				2021				2050						
St Pancras International (STP)  15 d		1812	1827			1842	1857			1912	1927			1942	1957							2012	
Farringdon (ZFD)  3 d		1816	1831			1846	1901			1916	1931			1946	2001							2016	
City Thameslink (CTK)  3 d																							
London Blackfriars (BFR)  3 d		1821	1836			1851	1906			1921	1936			1951	2006							2021	
Elephant & Castle (EPH)  d		1825	1840			1855	1910			1925	1940			1955	2010							2025	
Loughborough Jn (LGJ)  d		1830	1845			1900	1915			1930	1945			2000	2015							2030	
Herne Hill (HNH)  4 d		1834	1850			1904	1920			1934	1950			2004	2020							2034	
London Bridge (LBG)  4 d				1844				1914					1944				2014						
South Bermondsey (SBM)  d				1849				1919					1949				2019						
Queens Rd Peckham (QRP)  d				1852				1922					1952				2022						
Peckham Rye (PMR)  4 d				1855				1925					1955				2025						
East Dulwich (EDW)  d				1858				1928					1958				2028						
North Dulwich (NDL)  d				1900				1930					2000				2030						
Tulse Hill (TUH)  4 a		1839	1854	1903		1909	1924	1933		1939	1954	2003		2009	2024	2033						2039	
Tulse Hill (TUH)  4 d		1839	1857	1904		1909	1927	1934		1939	1957	2004		2009	2027	2034						2039	
Streatham (STE)  4 d		1843	1901	1907a		1913	1931	1937a		1943	2001	2007a		2013	2031	2037a						2043	
Tooting (TOO)  d		1849				1919				1949				2019								2049	
Haydons Road (HYR)  d		1852				1922				1952				2022								2052	
Wimbledon (WIM)  6 a		1854				1924				1954				2024								2054	
Wimbledon (WIM)  6 d		1855				1925				1955				2025								2055	
Wimbledon Chase (WBO)  d		1858				1928				1958				2028								2058	
South Merton (SMO)  d		1900				1930				2000				2030								2100	
Morden South (MDS)  d		1903				1933				2003				2033								2103	
St Helier (SIH)  d		1905				1935				2005				2035								2105	
Sutton Common (SUC)  d		1907				1937				2007				2037								2107	
West Sutton (WSU)  d		1910				1940				2010				2040								2110	
Mitcham Eastfields (MTC)  d	1857		1905		1927		1935		1957		2005		2028		2035		2057						
Mitcham Junction (MIJ)  d	1900		1908		1930		1938		2000		2008		2031		2038		2100						
Hackbridge (HCB)  d	1903		1911		1933		1941		2003		2011		2034		2041		2103						
Carshalton (CSH)  d	1906		1914		1936		1944		2006		2014		2036		2044		2106						
Sutton (Surrey) (SUO)  4 a	1910	1914	1917		1940	1944	1947		2010	2014	2017		2040	2044	2047		2110	2114					



































**NOTES** (see introductory pages for explanation of train operator codes and standard symbols)

- a Arrival time
- d Departure time
- A From St Albans City, see table 170
- B To Epsom, see table 164
- C From Luton, see table 170
- F To Dorking, see table 163
- G To East Croydon, see table 164



## London to Wimbledon and Sutton via Streatham and Tulse Hill

**Sundays from 4 September**

Operator Train ID Days of operation/Notes	TL	SN	SN	TL	TL	SN	SN	TL	TL	SN	SN	TL	SN	SN	TL	SN	SN	SN	SN	
	9071 A	2J63 G	2I62 F	9V73 C	9O73 A	2J65 G	2I64 B	9V75 C	9O75 A	2J67 G	2I66 F	9V77 C	2J69 G	2I68 B	2J71 G	2I70 F	2J73 G			
London Victoria (VIC)  10 d			2108				2138				2211			2241		2311				
Clapham Junction (CLJ)  10 d			2115				2145				2218			2249		2319				
Balham (BAL)  4 d			2120				2150				2223			2253		2323				
St Pancras International (STP)  15 d	2027			2042	2057			2112	2127			2142								
Farringdon (ZFD)  3 d	2031			2046	2101			2116	2131			2146								
City Thameslink (CTK)  3 d																				
London Blackfriars (BFR)  3 d	2036			2051	2106			2121	2136			2151								
Elephant & Castle (EPH)  d	2040			2055	2110			2125	2140			2155								
Loughborough Jn (LGJ)  d	2045			2100	2115			2130	2145			2200								
Herne Hill (HNN)  4 d	2050			2104	2120			2134	2150			2204								
London Bridge (LBG)  4 d		2044				2114				2144			2214		2244		2317			
South Bermondsey (SBM)  d		2049				2119				2149			2219		2249		2323			
Queens Rd Peckham (QRP)  d		2052				2122				2152			2222		2252		2327			
Peckham Rye (PMR)  4 d		2055				2125				2155			2225		2255		2330			
East Dulwich (EDW)  d		2058				2128				2158			2228		2258		2334			
North Dulwich (NDL)  d		2100				2130				2200			2230		2300		2337			
Tulse Hill (TUH)  4 a	2054	2103		2109	2124	2133		2139	2154	2203		2209	2233		2303		2340			
Tulse Hill (TUH)  4 d	2057	2104		2109	2127	2134		2139	2157	2204		2209	2234		2304		2343			
Streatham (STE)  4 d	2101	2107a		2113	2131	2137a		2143	2201	2207a		2213	2237a		2307a		2346a			
Tooting (TOO)  d				2119				2149				2219								
Haydens Road (HYR)  d				2122				2152				2222								
Wimbledon (WIM)  6 a				2124				2154				2224								
Wimbledon (WIM)  6 d				2125				2155				2225								
Wimbledon Chase (WBO)  d				2128				2158				2228								
South Merton (SMO)  d				2130				2200				2230								
Morden South (MDS)  d				2133				2203				2233								
St Helier (SIH)  d				2135				2205				2235								
Sutton Common (SUC)  d				2137				2207				2237								
West Sutton (WSU)  d				2140				2210				2240								
Mitcham Eastfields (MTC)  d	2105		2127		2135		2157		2205		2230			2300		2330				
Mitcham Junction (MIJ)  d	2108		2130		2138		2200		2208		2233			2303		2333				
Hackbridge (HCB)  d	2111		2133		2141		2203		2211		2236			2306		2336				
Carshalton (CSH)  d	2114		2136		2144		2206		2214		2239			2309		2339				
Sutton (Surrey) (SUO)  4 a	2117		2140	2144	2147		2210	2214	2217		2243	2244		2313		2343				

**NOTES** (see introductory pages for explanation of train operator codes and standard symbols)

- a Arrival time  
d Departure time
- A From St Albans City, see table 170  
B To Epsom, see table 164  
C From Luton, see table 170  
F To Dorking, see table 163  
G To East Croydon, see table 164

## Sutton and Wimbledon to London via Streatham and Tulse Hill

**Mondays to Fridays until 2 September**

Operator Train ID Days of operation/Notes	TL	SN	TL	SN	TL	SN	SN	SN	TL	SN	TL	SN	SN	TL	SN	TL	SN	TL	SN
	9098 MX A	2H04 B	9V10 C	2J02 D	9010 C	2H06 B	1101 E	2101 F	9V12 C	2J04 D	9012 C	2H08 H	1103 G	2103 F	9V14 C	2J06 D	9014 C	2H10 H	
Sutton (Surrey) (SUO)	4 d		0546		0549		0602	0612	0616		0619		0632	0642	0646		0649		
Carshalton (CSH)	d		0549				0605	0615	0619				0635	0645	0649				
Hackbridge (HCB)	d		0552					0618	0622					0648	0652				
Mitcham Junction (MIJ)	d		0555					0621	0625					0651	0655				
Mitcham Eastfields (MTC)	d		0558					0624	0628					0654	0658				
West Sutton (WSU)	d				0552						0622						0652		
Sutton Common (SUC)	d				0554						0624						0654		
St Helier (SIH)	d				0557						0627						0657		
Morden South (MDS)	d				0559						0629						0659		
South Merton (SMO)	d				0601						0631						0701		
Wimbledon Chase (WBO)	d				0603						0633						0703		
Wimbledon (WIM)	6 a				0606						0636						0706		
Wimbledon (WIM)	6 d				0607						0637						0707		
Haydens Road (HYR)	d				0610						0640						0710		
Tooting (TOO)	d				0613						0643						0713		
Streatham (STE)	4 d		0603	0613	0618				0633	0643	0648				0703	0713	0718		
Tulse Hill (TUH)	4 a		0607	0617	0622				0637	0647	0652				0707	0717	0722		
Tulse Hill (TUH)	4 d	0602	0608	0617	0623	0632			0638	0647	0653	0702			0708	0717	0723	0732	
North Dulwich (NDL)	d	0606		0621		0636				0651		0706				0721		0736	
East Dulwich (EDW)	d	0608		0623		0638				0653		0708				0723		0738	
Peckham Rye (PMR)	4 d	0611		0626		0641				0656		0711				0726		0741	
Queens Rd Peckham (QRP)	d	0613		0628		0643				0658		0713				0728		0743	
South Bermondsey (SBM)	d	0616		0631		0646				0701		0716				0731		0746	
London Bridge (LBG)	4 a	0621		0636		0651				0706		0721				0736		0751	
Herne Hill (HNH)	4 d		0612		0627				0642		0657				0712		0727		
Loughborough Jn (LGJ)	d		0615		0630				0645		0700				0715		0730		
Elephant & Castle (EPH)	3 a	0004		0619		0634			0649		0704				0719		0734		
London Blackfriars (BFR)	3 a	0008		0624		0639			0654		0709				0724		0739		
City Thameslink (CTK)	3 a			0626		0641			0656		0711				0726		0741		
Farringdon (ZFD)	3 a	0013		0628		0643			0658		0713				0728		0743		
St Pancras International (STP)	15 a	0017		0633		0648			0703		0718				0733		0748		
Balham (BAL)	4 a							0633						0703					
Clapham Junction (CLJ)	10 a						0623	0637					0653	0707					
London Victoria (VIC)	10 a						0633	0645					0703	0715					

**NOTES** (see introductory pages for explanation of train operator codes and standard symbols)

a Arrival time

d Departure time

A To Bedford, see table 051

B From Crystal Palace, see table 165

C To St Albans City, see table 051

D From Selhurst, see table 164

E From Dorking, see table 162

F From Epsom, see table 162

G From Horsham, see table 162

H From Beckenham Junction, see table 165

MX Not Mondays

## Sutton and Wimbledon to London via Streatham and Tulse Hill

**Mondays to Fridays until 2 September**

Operator Train ID Days of operation/Notes	SN	SN	TL	SN	TL	SN	SN	SN	TL	SN	TL	SN	SN	SN	TL	SN	TL	SN
	1105 G	2105 F	9V16 C	2J08 J	9O16 C	2H12 H	1107 G	2107 F	9V18 C	2J10 K	9O18 C	2H14 H	1109 G	2109 F	9V20 C	2J12 K	9O20 C	2H16 H
Sutton (Surrey) (SUO) 4 d	0702	0712	0716		0719		0732	0742	0746		0749		0802	0812	0816		0819	
Carshalton (CSH) d	0705	0715	0719				0735	0745	0749				0805	0815	0819			
Hackbridge (HCB) d		0718	0722				0738	0748	0752				0808	0818	0822			
Mitcham Junction (MIJ) d		0721	0725				0742	0751	0755				0811	0821	0825			
Mitcham Eastfields (MTC) d		0724	0728				0745	0754	0758				0815	0824	0828			
West Sutton (WSU) d					0722						0752						0822	
Sutton Common (SUC) d					0724						0754						0824	
St Helier (SIH) d					0727						0757						0827	
Morden South (MDS) d					0729						0759						0829	
South Merton (SMO) d					0731						0801						0831	
Wimbledon Chase (WBO) d					0733						0803						0833	
Wimbledon (WIM) 6 a					0736						0806						0836	
Wimbledon (WIM) 6 d					0737						0807						0837	
Haydons Road (HYR) d					0740						0810						0840	
Tooting (TOO) d					0743						0813						0843	
Streatham (STE) 4 d			0733	0743	0748				0803	0813	0818				0833	0843	0848	
Tulse Hill (TUH) 4 a			0737	0747	0752				0807	0817	0822				0837	0847	0852	
Tulse Hill (TUH) 4 d			0738	0747	0753	0802			0808	0817	0823	0832			0838	0847	0853	0902
North Dulwich (NDL) d				0751		0806				0821		0836				0851		0906
East Dulwich (EDW) d				0753		0808				0823		0838				0853		0908
Peckham Rye (PMR) 4 d				0756		0811				0826		0841				0856		0911
Queens Rd Peckham (QRP) d				0758		0813				0828		0843				0858		0913
South Bermondsey (SBM) d				0801		0816				0831		0846				0901		0916
London Bridge (LBG) 4 a				0806		0821				0836		0851				0906		0921
Herne Hill (HNH) 4 d			0742		0757				0812		0827				0842		0857	
Loughborough Jn (LGJ) d			0745		0800				0815		0830				0845		0900	
Elephant & Castle (EPH) d			0749		0804				0819		0834				0849		0904	
London Blackfriars (BFR) 3 a			0754		0809				0824		0839				0854		0909	
City Thameslink (CTK) 3 a			0756		0811				0826		0841				0856		0911	
Farringdon (ZFD) 3 a			0758		0813				0828		0843				0858		0913	
St Pancras International (STP) 15 a			0803		0818				0833		0848				0903		0918	
Balham (BAL) 4 a		0732						0802						0832				
Clapham Junction (CLJ) 10 a	0723	0737					0754	0807					0825	0837				
London Victoria (VIC) 10 a	0733	0746					0804	0816					0833	0845				

**NOTES** (see introductory pages for explanation of train operator codes and standard symbols)

a Arrival time

d Departure time

C To St Albans City, see table 051

F From Epsom, see table 162

G From Horsham, see table 162




























H From Beckenham Junction, see table 165

J From South Croydon, see table 172

K From Caterham, see table 172

## Sutton and Wimbledon to London via Streatham and Tulse Hill

**Mondays to Fridays until 2 September**

Operator Train ID Days of operation/Notes	SN	SN	TL	SN	TL	SN	SN	SN	TL	SN	TL	SN	SN	SN	TL	SN	TL	SN
	1111 E	2111 F	9V22 C	2J14 K	9O22 C	2H18 H	1113 G	2113 F	9V24 C	2J16 K	9O24 C	2H20 H	1115 E	2115 F	9V26 C	2J18 K	9O26 C	2H22 H
Sutton (Surrey) (SUO) 	0832	0842	0846		0849		0902	0912	0916		0919		0932	0942	0946		0949	
Carshalton (CSH) d	0835	0845	0849				0905	0915	0919				0935	0945	0949			
Hackbridge (HCB) d	0838	0848	0852					0918	0922					0948	0952			
Mitcham Junction (MIJ)  d	0842	0851	0855					0921	0925					0951	0955			
Mitcham Eastfields (MTC) d	0845	0854	0858					0924	0928					0954	0958			
West Sutton (WSU) d					0852						0922						0952	
Sutton Common (SUC) d					0854						0924						0954	
St Helier (SIH) d					0857						0927						0957	
Morden South (MDS) d					0859						0929						0959	
South Merton (SMO) d					0901						0931						1001	
Wimbledon Chase (WBO) d					0903						0933						1003	
Wimbledon (WIM)   a					0906						0936						1006	
Wimbledon (WIM)   d					0907						0937						1007	
Haydens Road (HYR) d					0910						0940						1010	
Tooting (TOO) d					0913						0943						1013	
Streatham (STE) 			0903	0912	0918				0933	0943	0948				1003	1013	1018	
Tulse Hill (TUH) 			0907	0916	0922				0937	0947	0952				1007	1017	1022	
Tulse Hill (TUH) 			0908	0917	0923	0932			0938	0947	0953	1002			1008	1017	1023	1032
North Dulwich (NDL) d				0921		0936				0951		1006				1021		1036
East Dulwich (EDW) d				0923		0938				0953		1008				1023		1038
Peckham Rye (PMR) 				0926		0941				0956		1011				1026		1041
Queens Rd Peckham (QRP) d				0928		0943				0958		1013				1028		1043
South Bermondsey (SBM) d				0931		0946				1001		1016				1031		1046
London Bridge (LBG)   a				0938		0951				1006		1021				1036		1051
Herne Hill (HNH) 			0912		0927				0942		0957				1012		1027	
Loughborough Jn (LGJ) d			0915		0930				0945		1000				1015		1030	
Elephant & Castle (EPH)  d			0919		0934				0949		1004				1019		1034	
London Blackfriars (BFR)   a			0924		0939				0954		1009				1024		1039	
City Thameslink (CTK)   a			0926		0941				0956		1011				1026		1041	
Farringdon (ZFD)   a			0928		0943				0958		1013				1028		1043	
St Pancras International (STP)   a			0933		0948				1003		1018				1033		1048	
Balham (BAL)   a		0903						0933						1003				
Clapham Junction (CLJ)  a	0855	0907					0923	0937					0953	1007				
London Victoria (VIC)   a	0903	0919					0932	0945					1003	1015				

**NOTES** (see introductory pages for explanation of train operator codes and standard symbols)

a Arrival time

d Departure time

C To St Albans City, see table 051

E From Dorking, see table 162

F From Epsom, see table 162

G From Horsham, see table 162

H From Beckenham Junction, see table 165

K From Caterham, see table 172

## Sutton and Wimbledon to London via Streatham and Tulse Hill

**Mondays to Fridays until 2 September**

Operator Train ID Days of operation/Notes	SN	SN	TL	SN	TL	SN	SN	TL	SN	TL	SN	SN	TL	SN	TL	SN	TL	SN	SN	
	1117 G	2117 F	9V28 C	2J20 K	9O28 C	1119 E	2119 F	9V30 C	2J22 K	9O30 C	2H26 H	1121 G	2121 F	9V32 C	2J24 K	9O32 C	1123 E	2123 F		
Sutton (Surrey) (SUO) 4 d	1002	1012	1016		1019	1032	1042	1046		1049		1102	1112	1116		1119	1132	1142		
Carshalton (CSH) d	1005	1015	1019			1035	1045	1049				1105	1115	1119			1135	1145		
Hackbridge (HCB) d		1018	1022				1048	1052					1118	1122						1148
Mitcham Junction (MIJ) d		1021	1025				1051	1055					1121	1125						1151
Mitcham Eastfields (MTC) d		1024	1028				1054	1058					1124	1128						1154
West Sutton (WSU) d					1022					1052							1122			
Sutton Common (SUC) d					1024					1054							1124			
St Helier (SIH) d					1027					1057							1127			
Morden South (MDS) d					1029					1059							1129			
South Merton (SMO) d					1031					1101							1131			
Wimbledon Chase (WBO) d					1033					1103							1133			
Wimbledon (WIM) 6 a					1036					1106							1136			
Wimbledon (WIM) 6 d					1037					1107							1137			
Haydens Road (HYR) d					1040					1110							1140			
Tooting (TOO) d					1043					1113							1143			
Streatham (STE) 4 d			1033	1043	1048			1103	1113	1118				1133	1143	1148				
Tulse Hill (TUH) 4 a			1037	1047	1052			1107	1117	1122				1137	1147	1152				
Tulse Hill (TUH) 4 d			1038	1047	1053			1108	1117	1123	1132			1138	1147	1153				
North Dulwich (NDL) d				1051					1121	1136							1151			
East Dulwich (EDW) d				1053					1123	1138							1153			
Peckham Rye (PMR) 4 d				1056					1126	1141							1156			
Queens Rd Peckham (QRP) d				1058					1128	1143							1158			
South Bermondsey (SBM) d				1101					1131	1146							1201			
London Bridge (LBG) 4 a				1106					1136	1151							1206			
Herne Hill (HNH) 4 d			1042		1057			1112		1127				1142		1157				
Loughborough Jn (LGJ) d			1045		1100			1115		1130				1145		1200				
Elephant & Castle (EPH) d			1049		1104			1119		1134				1149		1204				
London Blackfriars (BFR) 3 a			1054		1109			1124		1139				1154		1209				
City Thameslink (CTK) 3 a			1056		1111			1126		1141				1156		1211				
Farringdon (ZFD) 3 a			1058		1113			1128		1143				1158		1213				
St Pancras International (STP) 15 a			1103		1118			1133		1148				1203		1218				
Balham (BAL) 4 a		1033					1103						1133							1203
Clapham Junction (CLJ) 10 a	1023	1037				1053	1107					1123	1137				1153	1207		
London Victoria (VIC) 10 a	1031	1045				1101	1115					1132	1146				1202	1215		

**NOTES** (see introductory pages for explanation of train operator codes and standard symbols)

a Arrival time

d Departure time

C To St Albans City, see table 051

E From Dorking, see table 162

F From Epsom, see table 162













G From Horsham, see table 162

H From Beckenham Junction, see table 165

K From Caterham, see table 172

## Sutton and Wimbledon to London via Streatham and Tulse Hill

**Mondays to Fridays until 2 September**

Operator Train ID Days of operation/Notes	TL	SN	TL	SN	SN	SN	TL	SN	TL	SN	SN	TL	SN	TL	SN	TL	SN	SN	TL
	9V34 C	2J26 K	9O34 C	2H30 H	1I25 G	2I25 F	9V36 C	2J28 K	9O36 C	1I27 E	2I27 F	9V38 C	2J30 K	9O38 C	2H34 H	1I29 G	2I29 F	9V40 C	
Sutton (Surrey) (SUO) <b>4</b> d	1146		1149		1202	1212	1216		1219	1232	1242	1246		1249		1302	1312	1316	
Carshalton (CSH) d	1149				1205	1215	1219			1235	1245	1249				1305	1315	1319	
Hackbridge (HCB) d	1152					1218	1222				1248	1252					1318	1322	
Mitcham Junction (MIJ)  d	1155					1221	1225				1251	1255					1321	1325	
Mitcham Eastfields (MTC) d	1158					1224	1228				1254	1258					1324	1328	
West Sutton (WSU) d			1152						1222					1252					
Sutton Common (SUC) d			1154						1224					1254					
St Helier (SIH) d			1157						1227					1257					
Morden South (MDS) d			1159						1229					1259					
South Merton (SMO) d			1201						1231					1301					
Wimbledon Chase (WBO) d			1203						1233					1303					
Wimbledon (WIM)  <b>6</b> a			1206						1236					1306					
Wimbledon (WIM)  <b>6</b> d			1207						1237					1307					
Haydens Road (HYR) d			1210						1240					1310					
Tooting (TOO) d			1213						1243					1313					
Streatham (STE) <b>4</b> d	1203	1213	1218				1233	1243	1248			1303	1313	1318				1333	
Tulse Hill (TUH) <b>4</b> a	1207	1217	1222				1237	1247	1252			1307	1317	1322				1337	
Tulse Hill (TUH) <b>4</b> d	1208	1217	1223	1232			1238	1247	1253			1308	1317	1323	1332			1338	
North Dulwich (NDL) d		1221		1236				1251					1321		1336				
East Dulwich (EDW) d		1223		1238				1253					1323		1338				
Peckham Rye (PMR) <b>4</b> d		1226		1241				1256					1326		1341				
Queens Rd Peckham (QRP) d		1228		1243				1258					1328		1343				
South Bermondsey (SBM) d		1231		1246				1301					1331		1346				
London Bridge (LBG)  <b>4</b> a		1236		1251				1306					1336		1351				
Herne Hill (HNH) <b>4</b> d	1212		1227				1242		1257			1312		1327				1342	
Loughborough Jn (LGJ) d	1215		1230				1245		1300			1315		1330				1345	
Elephant & Castle (EPH)  d	1219		1234				1249		1304			1319		1334				1349	
London Blackfriars (BFR)  <b>3</b> a	1224		1239				1254		1309			1324		1339				1354	
City Thameslink (CTK)  <b>3</b> a	1226		1241				1256		1311			1326		1341				1356	
Farringdon (ZFD)  <b>3</b> a	1228		1243				1258		1313			1328		1343				1358	
St Pancras International (STP)   <b>15</b> a	1233		1248				1303		1318			1333		1348				1403	
Balham (BAL)  <b>4</b> a						1233					1303							1333	
Clapham Junction (CLJ) <b>10</b> a					1223	1237				1253	1307					1323	1337		
London Victoria (VIC)  <b>10</b> a					1233	1245				1302	1315					1332	1345		

**NOTES** (see introductory pages for explanation of train operator codes and standard symbols)

- a** Arrival time  
**d** Departure time
- C** To St Albans City, see table 051  
**E** From Dorking, see table 162  
**F** From Epsom, see table 162  
**G** From Horsham, see table 162  
**H** From Beckenham Junction, see table 165  
**K** From Caterham, see table 172

## Sutton and Wimbledon to London via Streatham and Tulse Hill

**Mondays to Fridays until 2 September**

Operator Train ID Days of operation/Notes	SN	TL	SN	SN	TL	SN	TL	SN	SN	SN	TL	SN	TL	SN	SN	TL	SN	TL
	2J32 K	9O40 C	1131 E	2131 F	9V42 C	2J34 K	9O42 C	2H38 H	1133 G	2133 F	9V44 C	2J36 K	9O44 C	1135 E	2135 F	9V46 C	2J38 K	9O46 C
Sutton (Surrey) (SUO) 4 d		1319	1332	1342	1346		1349		1402	1412	1416		1419	1432	1442	1446		1449
Carshalton (CSH) d			1335	1345	1349				1405	1415	1419			1435	1445	1449		
Hackbridge (HCB) d				1348	1352					1418	1422				1448	1452		
Mitcham Junction (MIJ) d				1351	1355					1421	1425				1451	1455		
Mitcham Eastfields (MTC) d				1354	1358					1424	1428				1454	1458		
West Sutton (WSU) d		1322					1352						1422					1452
Sutton Common (SUC) d		1324					1354						1424					1454
St Helier (SIH) d		1327					1357						1427					1457
Morden South (MDS) d		1329					1359						1429					1459
South Merton (SMO) d		1331					1401						1431					1501
Wimbledon Chase (WBO) d		1333					1403						1433					1503
Wimbledon (WIM) 6 a		1336					1406						1436					1506
Wimbledon (WIM) 6 d		1337					1407						1437					1507
Haydens Road (HYR) d		1340					1410						1440					1510
Tooting (TOO) d		1343					1413						1443					1513
Streatham (STE) 4 d	1343	1348			1403	1413	1418				1433	1443	1448			1503	1513	1518
Tulse Hill (TUH) 4 a	1347	1352			1407	1417	1422				1437	1447	1452			1507	1517	1522
Tulse Hill (TUH) 4 d	1347	1353			1408	1417	1423	1432			1438	1447	1453			1508	1517	1523
North Dulwich (NDL) d	1351					1421		1436					1451					1521
East Dulwich (EDW) d	1353					1423		1438					1453					1523
Peckham Rye (PMR) 4 d	1356					1426		1441					1456					1526
Queens Rd Peckham (QRP) d	1358					1428		1443					1458					1528
South Bermondsey (SBM) d	1401					1431		1446					1501					1531
London Bridge (LBG) 4 a	1406					1436		1451					1506					1536
Herne Hill (HNH) 4 d		1357			1412		1427						1442		1457			1527
Loughborough Jn (LGJ) d		1400			1415		1430						1445		1500			1530
Elephant & Castle (EPH) d		1404			1419		1434						1449		1504			1534
London Blackfriars (BFR) 3 a		1409			1424		1439						1454		1509			1539
City Thameslink (CTK) 3 a		1411			1426		1441						1456		1511			1541
Farringdon (ZFD) 3 a		1413			1428		1443						1458		1513			1543
St Pancras International (STP) 15 a		1418			1433		1448						1503		1518			1548
Balham (BAL) 4 a				1403						1433						1503		
Clapham Junction (CLJ) 10 a			1353	1407					1423	1437				1453	1507			
London Victoria (VIC) 10 a			1402	1415					1432	1445				1502	1515			

**NOTES** (see introductory pages for explanation of train operator codes and standard symbols)

- a Arrival time  
d Departure time
- C To St Albans City, see table 051  
E From Dorking, see table 162  
F From Epsom, see table 162  
G From Horsham, see table 162  
H From Beckenham Junction, see table 165  
K From Caterham, see table 172

## Sutton and Wimbledon to London via Streatham and Tulse Hill

**Mondays to Fridays until 2 September**

Operator Train ID Days of operation/Notes	SN	SN	SN	TL	SN	TL	SN	SN	TL	SN	TL	SN	SN	SN	TL	SN	TL	SN
	2H42 H	1137 G	2137 F	9V48 C	2J40 K	9O48 C	1139 E	2139 F	9V50 C	2J42 K	9O50 C	2H46 H	1141 G	2141 F	9V52 C	2J44 K	9O52 C	2H48 H
Sutton (Surrey) (SUO) 4 d		1502	1512	1516		1519	1532	1542	1546		1549		1602	1612	1616		1619	
Carshalton (CSH) d		1505	1515	1519			1535	1545	1549				1605	1615	1619			
Hackbridge (HCB) d			1518	1522				1548	1552					1618	1622			
Mitcham Junction (MIJ) d			1521	1525				1551	1555					1621	1625			
Mitcham Eastfields (MTC) d			1524	1528				1554	1558					1624	1628			
West Sutton (WSU) d						1522					1552						1622	
Sutton Common (SUC) d						1524					1554						1624	
St Helier (SIH) d						1527					1557						1627	
Morden South (MDS) d						1529					1559						1629	
South Merton (SMO) d						1531					1601						1631	
Wimbledon Chase (WBO) d						1533					1603						1633	
Wimbledon (WIM) 6 a						1536					1606						1636	
Wimbledon (WIM) 6 d						1537					1607						1637	
Haydens Road (HYR) d						1540					1610						1640	
Tooting (TOO) d						1543					1613						1643	
Streatham (STE) 4 d				1533	1543	1548			1603	1613	1618				1633	1643	1648	
Tulse Hill (TUH) 4 a				1537	1547	1552			1607	1617	1622				1637	1647	1652	
Tulse Hill (TUH) 4 d	1532			1538	1547	1553			1608	1617	1623	1632			1638	1647	1653	1702
North Dulwich (NDL) d	1536				1551					1621		1636			1651		1706	
East Dulwich (EDW) d	1538				1553					1623		1638			1653		1708	
Peckham Rye (PMR) 4 d	1541				1556					1626		1641			1656		1711	
Queens Rd Peckham (QRP) d	1543				1558					1628		1643			1658		1713	
South Bermondsey (SBM) d	1546				1601					1631		1646			1701		1716	
London Bridge (LBG) 4 a	1551				1606					1636		1651			1706		1721	
Herne Hill (HNH) 4 d				1542		1557			1612		1627				1642		1657	
Loughborough Jn (LGJ) d				1545		1600			1615		1630				1645		1700	
Elephant & Castle (EPH) d				1549		1604			1619		1634				1649		1704	
London Blackfriars (BFR) 3 a				1554		1609			1624		1639				1654		1709	
City Thameslink (CTK) 3 a				1556		1611			1626		1641				1656		1711	
Farringdon (ZFD) 3 a				1558		1613			1628		1643				1658		1713	
St Pancras International (STP) 15 a				1603		1618			1633		1648				1703		1718	
Balham (BAL) 4 a			1533					1603						1632				
Clapham Junction (CLJ) 10 a		1523	1537				1553	1607					1623	1637				
London Victoria (VIC) 10 a		1532	1545				1602	1615					1633	1645				

**NOTES** (see introductory pages for explanation of train operator codes and standard symbols)

- a Arrival time  
d Departure time
- C To St Albans City, see table 051  
E From Dorking, see table 162  
F From Epsom, see table 162  
G From Horsham, see table 162  
H From Beckenham Junction, see table 165  
K From Caterham, see table 172



## Sutton and Wimbledon to London via Streatham and Tulse Hill

**Mondays to Fridays until 2 September**

Operator Train ID Days of operation/Notes	SN	SN	TL	SN	TL	SN	SN	SN	TL	SN	TL	SN	SN	SN	TL	SN	TL	SN	TL	SN	
	1143 E	2143 F	9V54 C	2J46 K	9O54 C	2H50 H	1145 G	2145 F	9V56 C	2J48 K	9O56 C	2H52 H	1147 E	2147 F	9V58 C	2J50 K	9O58 C	2H54 H			
Sutton (Surrey) (SUO) 4 d	1632	1642	1646		1649		1702	1712	1716		1719		1732	1742	1746		1749				
Carshalton (CSH) d	1635	1645	1649				1705	1715	1719				1735	1745	1749						
Hackbridge (HCB) d		1648	1652					1718	1722					1748	1752						
Mitcham Junction (MIJ) d		1651	1655					1721	1725					1751	1755						
Mitcham Eastfields (MTC) d		1654	1658					1724	1728					1754	1758						
West Sutton (WSU) d					1652						1722									1752	
Sutton Common (SUC) d					1654						1724									1754	
St Helier (SIH) d					1657						1727									1757	
Morden South (MDS) d					1659						1729									1759	
South Merton (SMO) d					1701						1731									1801	
Wimbledon Chase (WBO) d					1703						1733									1803	
Wimbledon (WIM) 6 a					1706						1736									1806	
Wimbledon (WIM) 6 d					1707						1737									1807	
Haydens Road (HYR) d					1710						1740									1810	
Tooting (TOO) d					1713						1743									1813	
Streatham (STE) 4 d			1703	1713	1718				1733	1743	1748				1803	1813	1818				
Tulse Hill (TUH) 4 a			1707	1717	1722				1737	1747	1752				1807	1817	1822				
Tulse Hill (TUH) 4 d			1708	1717	1723	1732			1738	1747	1753	1802			1808	1817	1823	1832			
North Dulwich (NDL) d				1721		1736				1751		1806			1821		1836				
East Dulwich (EDW) d				1723		1738				1753		1808			1823		1838				
Peckham Rye (PMR) 4 d				1726		1741				1756		1811			1826		1841				
Queens Rd Peckham (QRP) d				1728		1743				1758		1813			1828		1843				
South Bermondsey (SBM) d				1731		1746				1801		1816			1831		1846				
London Bridge (LBG) 4 a				1736		1751				1807		1821			1836		1851				
Herne Hill (HNH) 4 d			1712		1727				1742		1757				1812		1827				
Loughborough Jn (LGJ) d			1715		1730				1745		1800				1815		1830				
Elephant & Castle (EPH) d			1719		1734				1749		1804				1819		1834				
London Blackfriars (BFR) 3 a			1724		1739				1754		1809				1824		1839				
City Thameslink (CTK) 3 a			1726		1741				1756		1811				1826		1841				
Farringdon (ZFD) 3 a			1728		1743				1758		1813				1828		1843				
St Pancras International (STP) 15 a			1733		1748				1803		1818				1833		1848				
Balham (BAL) 4 a		1703						1733						1803							
Clapham Junction (CLJ) 10 a	1653	1707					1720	1737					1753	1807							
London Victoria (VIC) 10 a	1703	1715					1727	1745					1802	1819							

**NOTES** (see introductory pages for explanation of train operator codes and standard symbols)

- a Arrival time  
d Departure time
- C To St Albans City, see table 051  
E From Dorking, see table 162  
F From Epsom, see table 162  
G From Horsham, see table 162  
H From Beckenham Junction, see table 165  
K From Caterham, see table 172

## Sutton and Wimbledon to London via Streatham and Tulse Hill

**Mondays to Fridays until 2 September**

Operator Train ID Days of operation/Notes	SN	SN	TL	SN	TL	SN	SN	SN	TL	SN	TL	SN	SN	SN	TL	SN	TL	SN
	1149 G	2149 F	9V60 C	2J52 K	9O60 C	2H56 H	1151 E	2151 F	9V62 C	2J54 K	9O62 C	2H58 H	1153 G	2153 F	9V64 C	2J56 K	9O64 C	2H60 H
Sutton (Surrey) (SUO) 4 d	1802	1812	1816		1819		1832	1842	1846		1849		1902	1912	1916		1919	
Carshalton (CSH) d	1805	1815	1819				1835	1845	1849				1905	1915	1919			
Hackbridge (HCB) d		1818	1822					1848	1852					1918	1922			
Mitcham Junction (MIJ) d		1821	1825					1851	1855					1921	1925			
Mitcham Eastfields (MTC) d		1824	1828					1854	1858					1924	1928			
West Sutton (WSU) d					1822						1852						1922	
Sutton Common (SUC) d					1824						1854						1924	
St Helier (SIH) d					1827						1857						1927	
Morden South (MDS) d					1829						1859						1929	
South Merton (SMO) d					1831						1901						1931	
Wimbledon Chase (WBO) d					1833						1903						1933	
Wimbledon (WIM) 6 a					1836						1906						1936	
Wimbledon (WIM) 6 d					1837						1907						1937	
Haydens Road (HYR) d					1840						1910						1940	
Tooting (TOO) d					1843						1913						1943	
Streatham (STE) 4 d			1833	1843	1848				1903	1913	1918				1933	1943	1948	
Tulse Hill (TUH) 4 a			1837	1847	1852				1907	1916	1922				1937	1947	1952	
Tulse Hill (TUH) 4 d			1838	1847	1853	1902			1908	1917	1923	1932			1938	1947	1953	2002
North Dulwich (NDL) d				1851		1906				1920		1936				1951		2006
East Dulwich (EDW) d				1853		1908				1922		1938				1953		2008
Peckham Rye (PMR) 4 d				1856		1911				1926		1941				1956		2011
Queens Rd Peckham (QRP) d				1858		1913				1928		1943				1958		2013
South Bermondsey (SBM) d				1901		1916				1931		1946				2001		2016
London Bridge (LBG) 4 a				1906		1921				1936		1951				2007		2022
Herne Hill (HNH) 4 d			1842		1857				1912		1927				1942		1957	
Loughborough Jn (LGJ) d			1845		1900				1915		1930				1945		2000	
Elephant & Castle (EPH) d			1849		1904				1919		1934				1949		2004	
London Blackfriars (BFR) 3 a			1854		1909				1924		1939				1954		2009	
City Thameslink (CTK) 3 a			1856		1911				1926		1941				1956		2011	
Farringdon (ZFD) 3 a			1858		1913				1928		1943				1958		2013	
St Pancras International (STP) 15 a			1903		1918				1933		1948				2003		2018	
Balham (BAL) 4 a		1833						1903						1933				
Clapham Junction (CLJ) 10 a	1823	1837					1852	1907					1923	1937				
London Victoria (VIC) 10 a	1834	1845					1902	1915					1933	1945				

**NOTES** (see introductory pages for explanation of train operator codes and standard symbols)

- a Arrival time  
d Departure time
- C To St Albans City, see table 051  
E From Dorking, see table 162  
F From Epsom, see table 162  
G From Horsham, see table 162  
H From Beckenham Junction, see table 165  
K From Caterham, see table 172

## Sutton and Wimbledon to London via Streatham and Tulse Hill

**Mondays to Fridays until 2 September**

Operator Train ID Days of operation/Notes	SN	SN	TL	SN	TL	SN	SN	TL	SN	TL	SN	SN	TL	SN	TL	SN	TL	SN	SN
	1155 E	2155 F	9V66 C	2J58 D	9O66 C	2H62 H	1157 G	9V68 C	2J60 K	9O68 C	1159 E	2159 F	9V70 C	2J62 K	9O70 C	2H66 H	1161 G	2161 F	
Sutton (Surrey) (SUO) 4 d	1932	1942	1946		1949		2002	2016		2021	2032	2042	2046		2049		2102	2112	
Carshalton (CSH) d	1935	1945	1949				2005	2019			2035	2045	2049				2105	2115	
Hackbridge (HCB) d		1948	1952					2022				2048	2052					2118	
Mitcham Junction (MIJ) d		1951	1955					2025				2051	2055					2121	
Mitcham Eastfields (MTC) d		1954	1958					2028				2054	2058					2124	
West Sutton (WSU) d					1952					2024					2052				
Sutton Common (SUC) d					1954					2026					2054				
St Helier (SIH) d					1957					2029					2057				
Morden South (MDS) d					1959					2031					2059				
South Merton (SMO) d					2001					2033					2101				
Wimbledon Chase (WBO) d					2003					2035					2103				
Wimbledon (WIM) 6 a					2006					2041					2106				
Wimbledon (WIM) 6 d					2007					2043					2107				
Haydens Road (HYR) d					2010					2046					2110				
Tooting (TOO) d					2013					2049					2113				
Streatham (STE) 4 d			2003	2013	2018			2033	2043	2054			2103	2115	2118				
Tulse Hill (TUH) 4 a			2007	2017	2022			2037	2047	2058			2107	2119	2122				
Tulse Hill (TUH) 4 d			2008	2017	2023	2032		2038	2047	2059			2108	2119	2123	2132			
North Dulwich (NDL) d				2021	2036				2051				2123	2136					
East Dulwich (EDW) d				2023	2038				2053				2125	2138					
Peckham Rye (PMR) 4 d				2026	2041				2056				2128	2141					
Queens Rd Peckham (QRP) d				2028	2043				2058				2130	2143					
South Bermondsey (SBM) d				2031	2046				2101				2133	2146					
London Bridge (LBG) 4 a				2036	2051				2106				2138	2151					
Herne Hill (HNH) 4 d			2012		2027			2042		2104			2112		2127				
Loughborough Jn (LGJ) d			2015		2030			2045		2107			2115		2130				
Elephant & Castle (EPH) d			2019		2034			2049		2111			2119		2134				
London Blackfriars (BFR) 3 a			2024		2039			2054		2116			2124		2139				
City Thameslink (CTK) 3 a			2026		2041			2056		2118			2126		2141				
Farringdon (ZFD) 3 a			2028		2043			2058		2121			2128		2143				
St Pancras International (STP) 15 a			2033		2048			2103		2125			2133		2148				
Balham (BAL) 4 a		2003										2103						2133	
Clapham Junction (CLJ) 10 a	1953	2007					2023				2054	2107					2123	2137	
London Victoria (VIC) 10 a	2002	2017					2031				2102	2117					2133	2146	

**NOTES** (see introductory pages for explanation of train operator codes and standard symbols)

- a Arrival time  
d Departure time
- C To St Albans City, see table 051  
D From Selhurst, see table 164  
E From Dorking, see table 162  
F From Epsom, see table 162  
G From Horsham, see table 162  
H From Beckenham Junction, see table 165  
K From Caterham, see table 172

## Sutton and Wimbledon to London via Streatham and Tulse Hill

**Mondays to Fridays until 2 September**

Operator Train ID Days of operation/Notes	TL	SN	SN	SN	TL	SN	TL	SN	SN	SN	TL	TL	SN	TL	SN	SN	SN	TL
	9V72 C	1163 E	2163 F	2J64 K	9V90 A	2J66 K	9O92 A	2H70 H	1165 G	2165 F	9V92 A	9O94 A	2167 F	9V94 A	2169 F	2J70 K	2H74 H	9V96 A
Sutton (Surrey) (SUO) 4 d	2116	2132	2142		2146		2149		2202	2212	2218	2219	2242	2248	2312			2318
Carshalton (CSH) d	2119	2135	2145		2149				2205	2215	2221		2245	2251	2315			2321
Hackbridge (HCB) d	2122		2148		2152					2218	2224		2248	2254	2318			2324
Mitcham Junction (MIJ) d	2125		2151		2155					2221	2227		2251	2257	2321			2327
Mitcham Eastfields (MTC) d	2128		2154		2158					2224	2230		2254	2300	2324			2330
West Sutton (WSU) d							2152					2222						
Sutton Common (SUC) d							2154					2224						
St Helier (SIH) d							2157					2227						
Morden South (MDS) d							2159					2229						
South Merton (SMO) d							2201					2231						
Wimbledon Chase (WBO) d							2203					2233						
Wimbledon (WIM) 6 a							2206					2236						
Wimbledon (WIM) 6 d							2207					2241						
Haydens Road (HYR) d							2210					2244						
Tooting (TOO) d							2213					2247						
Streatham (STE) 4 d	2133			2143	2203	2213	2218			2235	2252		2305		2313			2335
Tulse Hill (TUH) 4 a	2137			2147	2207	2217	2222			2239	2256		2309		2317			2339
Tulse Hill (TUH) 4 d	2138			2147	2208	2217	2223	2232		2240	2257		2310		2317	2333	2340	
North Dulwich (NDL) d				2151		2221		2236							2321	2337		
East Dulwich (EDW) d				2153		2223		2238							2323	2339		
Peckham Rye (PMR) 4 d				2156		2226		2241							2326	2342		
Queens Rd Peckham (QRP) d				2158		2228		2243							2328	2344		
South Bermondsey (SBM) d				2201		2231		2246							2331	2347		
London Bridge (LBG) 4 a				2206		2236		2251							2336	2352		
Herne Hill (HNH) 4 d	2142				2212		2227				2244	2301		2314				2344
Loughborough Jn (LGJ) d	2145				2215		2230				2247	2304		2317				2347
Elephant & Castle (EPH) d	2149				2219		2234				2251	2308		2321				2354c
London Blackfriars (BFR) 3 a	2154				2224		2244				2256	2314		2326				0001
City Thameslink (CTK) 3 a	2156				2226		2246											
Farringdon (ZFD) 3 a	2158				2228		2248				2303	2318		2333				0006
St Pancras International (STP) 15 a	2203				2233		2253				2307	2323		2337				0010
Balham (BAL) 4 a			2203							2232			2301		2333			
Clapham Junction (CLJ) 10 a		2153	2207						2223	2237			2307		2337			
London Victoria (VIC) 10 a		2203	2217						2233	2245			2315		2347			













**NOTES** (see introductory pages for explanation of train operator codes and standard symbols)

- a Arrival time  
d Departure time  
c Arrives 3 minutes earlier

- A To Bedford, see table 051  
C To St Albans City, see table 051  
E From Dorking, see table 162  
F From Epsom, see table 162  
G From Horsham, see table 162  
H From Beckenham Junction, see table 165  
K From Caterham, see table 172

## Sutton and Wimbledon to London via Streatham and Tulse Hill

**Mondays to Fridays until 2 September**

Operator Train ID Days of operation/Notes	TL 9098 A
Sutton (Surrey) (SUO)  4 d	2319
Carshalton (CSH)	d
Hackbridge (HCB)	d
Mitcham Junction (MIJ) 	d
Mitcham Eastfields (MTC)	d
West Sutton (WSU)	d 2322
Sutton Common (SUC)	d 2324
St Helier (SIH)	d 2327
Morden South (MDS)	d 2329
South Merton (SMO)	d 2331
Wimbledon Chase (WBO)	d 2333
Wimbledon (WIM)  6 a	2336
Wimbledon (WIM)  6 d	2337
Haydons Road (HYR)	d 2340
Tooting (TOO)	d 2343
Streatham (STE) 4 d	2348
Tulse Hill (TUH) 4 a	2352
Tulse Hill (TUH) 4 d	2352
North Dulwich (NDL)	d
East Dulwich (EDW)	d
Peckham Rye (PMR) 4 d	
Queens Rd Peckham (QRP)	d
South Bermondsey (SBM)	d
London Bridge (LBG)  4 a	
Herne Hill (HNH) 4 d	2356
Loughborough Jn (LGJ)	d 2359
Elephant & Castle (EPH) 	d 0004
London Blackfriars (BFR)  3 a	0008
City Thameslink (CTK) 3 a	
Farringdon (ZFD)  3 a	0013
St Pancras International (STP)   15 a	0017
Balham (BAL)  4 a	
Clapham Junction (CLJ) 10 a	
London Victoria (VIC)  10 a	

**NOTES** (see introductory pages for explanation of train operator codes and standard symbols)

a Arrival time

d Departure time

A To Bedford, see table 051

## Sutton and Wimbledon to London via Streatham and Tulse Hill

**Mondays to Fridays** from 5 September

Operator Train ID Days of operation/Notes	SN	TL	SN	TL	SN	TL	SN	SN	TL	SN	TL	SN	SN	TL	SN	TL	SN	SN
	2J72 MX A	9O98 MX B	2H04 C	9V10 D	2J02 E	9O10 D	2I01 F	2H06 C	9V12 D	2J04 E	9O12 D	2I03 F	2H08 G	9V14 D	2J06 A	9O14 D	1I05 F	2I05 H
Sutton (Surrey) (SUO) 4 d				0546		0549	0612		0616		0619	0642		0646		0649	0702	0712
Carshalton (CSH) d				0549			0615		0619			0645		0649			0705	0715
Hackbridge (HCB) d				0552			0618		0622			0648		0652				0718
Mitcham Junction (MIJ) d				0555			0621		0625			0651		0655				0721
Mitcham Eastfields (MTC) d				0558			0624		0628			0654		0658				0724
West Sutton (WSU) d							0552				0622						0652	
Sutton Common (SUC) d							0554				0624						0654	
St Helier (SIH) d							0557				0627						0657	
Morden South (MDS) d							0559				0629						0659	
South Merton (SMO) d							0601				0631						0701	
Wimbledon Chase (WBO) d							0603				0633						0703	
Wimbledon (WIM) 6 a							0606				0636						0706	
Wimbledon (WIM) 6 d							0607				0637						0707	
Haydens Road (HYR) d							0610				0640						0710	
Tooting (TOO) d							0613				0643						0713	
Streatham (STE) 4 d				0603	0613	0618			0633	0643	0648			0703	0713	0718		
Tulse Hill (TUH) 4 a				0607	0617	0622			0637	0647	0652			0707	0717	0722		
Tulse Hill (TUH) 4 d				0602	0608	0617	0623		0632	0638	0647	0653		0702	0708	0717	0723	
North Dulwich (NDL) d				0606					0636		0651			0706		0721		
East Dulwich (EDW) d				0608					0638		0653			0708		0723		
Peckham Rye (PMR) 4 d				0611					0641		0656			0711		0726		
Queens Rd Peckham (QRP) d				0613					0643		0658			0713		0728		
South Bermondsey (SBM) d		0002		0616					0646		0701			0716		0731		
London Bridge (LBG) 4 a		0007		0621					0651		0706			0721		0736		
Herne Hill (HNH) 4 d				0612					0642		0657			0712		0727		
Loughborough Jn (LGJ) d				0615					0645		0700			0715		0730		
Elephant & Castle (EPH) d		0004		0619					0649		0704			0719		0734		
London Blackfriars (BFR) 3 a		0008		0624					0654		0709			0724		0739		
City Thameslink (CTK) 3 a				0626					0656		0711			0726		0741		
Farringdon (ZFD) 3 a		0013		0628					0658		0713			0728		0743		
St Pancras International (STP) 15 a		0017		0633					0703		0718			0733		0748		
Balham (BAL) 4 a								0633					0703					0732
Clapham Junction (CLJ) 10 a								0637					0707				0723	0737
London Victoria (VIC) 10 a								0645					0715				0733	0746

**NOTES** (see introductory pages for explanation of train operator codes and standard symbols)

a Arrival time  
d Departure time

A From East Croydon, see table 164  
B To Bedford, see table 170  
C From Crystal Palace, see table 165  
D To St Albans City, see table 170  
E From Selhurst, see table 164  
F From Epsom, see table 164  
G From Beckenham Junction, see table 165  
H From Horsham, see table 162

**MX** Not Mondays

## Sutton and Wimbledon to London via Streatham and Tulse Hill

**Mondays to Fridays from 5 September**

Operator Train ID Days of operation/Notes	SN	TL	SN	TL	SN	SN	SN	TL	SN	TL	SN	SN	SN	TL	SN	TL	SN	SN
	2H10 G	9V16 D	2J08 A	9O16 D	1107 F	2107 F	2H12 G	9V18 D	2J10 A	9O18 D	1109 F	2109 H	2H14 G	9V20 D	2J12 A	9O20 D	2111 J	SN 2H16 G
Sutton (Surrey) (SUO) 4 d		0716		0719	0732	0742		0746		0749	0802	0812		0816		0819	0842	
Carshalton (CSH) d		0719			0735	0745		0749			0805	0815		0819			0845	
Hackbridge (HCB) d		0722			0738	0748		0752			0808	0818		0822			0848	
Mitcham Junction (MIJ) d		0725			0742	0751		0755			0811	0821		0825			0851	
Mitcham Eastfields (MTC) d		0728			0745	0754		0758			0815	0824		0828			0854	
West Sutton (WSU) d				0722						0752						0822		
Sutton Common (SUC) d				0724						0754						0824		
St Helier (SIH) d				0727						0757						0827		
Morden South (MDS) d				0729						0759						0829		
South Merton (SMO) d				0731						0801						0831		
Wimbledon Chase (WBO) d				0733						0803						0833		
Wimbledon (WIM) 6 a				0736						0806						0836		
Wimbledon (WIM) 6 d				0737						0807						0837		
Haydens Road (HYR) d				0740						0810						0840		
Tooting (TOO) d				0743						0813						0843		
Streatham (STE) 4 d		0733	0743	0748				0803	0813	0818				0833	0843	0848		
Tulse Hill (TUH) 4 a		0737	0747	0752				0807	0817	0822				0837	0847	0852		
Tulse Hill (TUH) 4 d	0732	0738	0747	0753			0802	0808	0817	0823			0832	0838	0847	0853		0902
North Dulwich (NDL) d	0736		0751				0806		0821				0836		0851			0906
East Dulwich (EDW) d	0738		0753				0808		0823				0838		0853			0908
Peckham Rye (PMR) 4 d	0741		0756				0811		0826				0841		0856			0911
Queens Rd Peckham (QRP) d	0743		0758				0813		0828				0843		0858			0913
South Bermondsey (SBM) d	0746		0801				0816		0831				0846		0901			0916
London Bridge (LBG) 4 a	0751		0806				0821		0836				0851		0906			0921
Herne Hill (HMH) 4 d		0742		0757				0812		0827				0842		0857		
Loughborough Jn (LGJ) d		0745		0800				0815		0830				0845		0900		
Elephant & Castle (EPH) d		0749		0804				0819		0834				0849		0904		
London Blackfriars (BFR) 3 a		0754		0809				0824		0839				0854		0909		
City Thameslink (CTK) 3 a		0756		0811				0826		0841				0856		0911		
Farringdon (ZFD) 3 a		0758		0813				0828		0843				0858		0913		
St Pancras International (STP) 15 a		0803		0818				0833		0848				0903		0918		
Balham (BAL) 4 a							0802						0832					0903
Clapham Junction (CLJ) 10 a					0754	0807					0825	0837						0907
London Victoria (VIC) 10 a					0804	0816					0833	0845						0919

**NOTES** (see introductory pages for explanation of train operator codes and standard symbols)

- a Arrival time  
d Departure time
- A From East Croydon, see table 164  
D To St Albans City, see table 170  
F From Epsom, see table 164  
G From Beckenham Junction, see table 165  
H From Horsham, see table 162  
J From Dorking, see table 162

## Sutton and Wimbledon to London via Streatham and Tulse Hill

**Mondays to Fridays from 5 September**

Operator Train ID Days of operation/Notes	TL	SN	TL	SN	SN	TL	SN	TL	SN	SN	TL	SN	TL	SN	SN	TL	SN	TL
	9V22 D	2J14 A	9O22 D	2I13 H	2H18 G	9V24 D	2J16 A	9O24 D	2I15 J	2H20 G	9V26 D	2J18 A	9O26 D	2I17 H	2H22 G	9V28 D	2J20 A	9O28 D
Sutton (Surrey) (SUO) 4 d	0846		0849	0912		0916		0919	0942		0946		0949	1012		1016		1019
Carshalton (CSH) d	0849			0915		0919			0945		0949			1015		1019		
Hackbridge (HCB) d	0852			0918		0922			0948		0952			1018		1022		
Mitcham Junction (MIJ) d	0855			0921		0925			0951		0955			1021		1025		
Mitcham Eastfields (MTC) d	0858			0924		0928			0954		0958			1024		1028		
West Sutton (WSU) d			0852					0922					0952					1022
Sutton Common (SUC) d			0854					0924					0954					1024
St Helier (SIH) d			0857					0927					0957					1027
Morden South (MDS) d			0859					0929					0959					1029
South Merton (SMO) d			0901					0931					1001					1031
Wimbledon Chase (WBO) d			0903					0933					1003					1033
Wimbledon (WIM) 6 a			0906					0936					1006					1036
Wimbledon (WIM) 6 d			0907					0937					1007					1037
Haydons Road (HYR) d			0910					0940					1010					1040
Tooting (TOO) d			0913					0943					1013					1043
Streatham (STE) 4 d	0903	0912	0918			0933	0943	0948			1003	1013	1018			1033	1043	1048
Tulse Hill (TUH) 4 a	0907	0916	0922			0937	0947	0952			1007	1017	1022			1037	1047	1052
Tulse Hill (TUH) 4 d	0908	0917	0923			0933	0938	0947			1002	1008	1017	1023		1033	1038	1047
North Dulwich (NDL) d						0936		0951			1006		1021			1036		1051
East Dulwich (EDW) d			0923			0938		0953			1008		1023			1038		1053
Peckham Rye (PMR) 4 d			0926			0941		0956			1011		1026			1041		1056
Queens Rd Peckham (QRP) d			0928			0943		0958			1013		1028			1043		1058
South Bermondsey (SBM) d			0931			0946		1001			1016		1031			1046		1101
London Bridge (LBG) 4 a			0936			0951		1006			1021		1036			1051		1106
Herne Hill (HNH) 4 d	0912		0927			0942		0957			1012		1027			1042		1057
Loughborough Jn (LGJ) d	0915		0930			0945		1000			1015		1030			1045		1100
Elephant & Castle (EPH) d	0919		0934			0949		1004			1019		1034			1049		1104
London Blackfriars (BFR) 3 a	0924		0939			0954		1009			1024		1039			1054		1109
City Thameslink (CTK) 3 a	0926		0941			0956		1011			1026		1041			1056		1111
Farringdon (ZFD) 3 a	0928		0943			0958		1013			1028		1043			1058		1113
St Pancras International (STP) 15 a	0933		0948			1003		1018			1033		1048			1103		1118
Balham (BAL) 4 a				0933					1003					1033				
Clapham Junction (CLJ) 10 a				0937					1007					1037				
London Victoria (VIC) 10 a				0945					1015					1045				

**NOTES** (see introductory pages for explanation of train operator codes and standard symbols)

a Arrival time

d Departure time

A From East Croydon, see table 164

D To St Albans City, see table 170

G From Beckenham Junction, see table 165

H From Horsham, see table 162

J From Dorking, see table 162



## Sutton and Wimbledon to London via Streatham and Tulse Hill

**Mondays to Fridays from 5 September**

Operator Train ID Days of operation/Notes	SN	SN	TL	SN	TL	SN	SN	TL	SN	TL	SN	SN	TL	SN	TL	SN	SN	TL
	2119 J	2H24 G	9V30 D	2J22 A	9O30 D	2I21 H	2H26 G	9V32 D	2J24 A	9O32 D	2I23 J	2H28 G	9V34 D	2J26 A	9O34 D	2I25 H	2H30 G	9V36 D
Sutton (Surrey) (SUO) 4 d	1042		1046		1049	1112		1116		1119	1142		1146		1149	1212		1216
Carshalton (CSH) d	1045		1049			1115		1119			1145		1149			1215		1219
Hackbridge (HCB) d	1048		1052			1118		1122			1148		1152			1218		1222
Mitcham Junction (MIJ) d	1051		1055			1121		1125			1151		1155			1221		1225
Mitcham Eastfields (MTC) d	1054		1058			1124		1128			1154		1158			1224		1228
West Sutton (WSU) d					1052					1122						1152		
Sutton Common (SUC) d					1054					1124						1154		
St Helier (SIH) d					1057					1127						1157		
Morden South (MDS) d					1059					1129						1159		
South Merton (SMO) d					1101					1131						1201		
Wimbledon Chase (WBO) d					1103					1133						1203		
Wimbledon (WIM) 6 a					1106					1136						1206		
Wimbledon (WIM) 6 d					1107					1137						1207		
Haydons Road (HYR) d					1110					1140						1210		
Tooting (TOO) d					1113					1143						1213		
Streatham (STE) 4 d			1103	1113	1118			1133	1143	1148			1203	1213	1218			1233
Tulse Hill (TUH) 4 a			1107	1117	1122			1137	1147	1152			1207	1217	1222			1237
Tulse Hill (TUH) 4 d		1102	1108	1117	1123		1133	1138	1147	1153		1202	1208	1217	1223		1232	1238
North Dulwich (NDL) d		1106		1121			1136		1151			1206		1221			1236	
East Dulwich (EDW) d		1108		1123			1138		1153			1208		1223			1238	
Peckham Rye (PMR) 4 d		1111		1126			1141		1156			1211		1226			1241	
Queens Rd Peckham (QRP) d		1113		1128			1143		1158			1213		1228			1243	
South Bermondsey (SBM) d		1116		1131			1146		1201			1216		1231			1246	
London Bridge (LBG) 4 a		1121		1136			1151		1206			1221		1236			1251	
Herne Hill (HNH) 4 d			1112		1127			1142		1157			1212		1227			1242
Loughborough Jn (LGJ) d			1115		1130			1145		1200			1215		1230			1245
Elephant & Castle (EPH) d			1119		1134			1149		1204			1219		1234			1249
London Blackfriars (BFR) 3 a			1124		1139			1154		1209			1224		1239			1254
City Thameslink (CTK) 3 a			1126		1141			1156		1211			1226		1241			1256
Farringdon (ZFD) 3 a			1128		1143			1158		1213			1228		1243			1258
St Pancras International (STP) 15 a			1133		1148			1203		1218			1233		1248			1303
Balham (BAL) 4 a	1103					1133					1203					1233		
Clapham Junction (CLJ) 10 a	1107					1137					1207					1237		
London Victoria (VIC) 10 a	1115					1145					1216					1245		

**NOTES** (see introductory pages for explanation of train operator codes and standard symbols)

a Arrival time  
d Departure time

A From East Croydon, see table 164  
D To St Albans City, see table 170  
G From Beckenham Junction, see table 165  
H From Horsham, see table 162  
J From Dorking, see table 162

## Sutton and Wimbledon to London via Streatham and Tulse Hill

**Mondays to Fridays from 5 September**

Operator Train ID Days of operation/Notes	SN	TL	SN	SN	TL	SN	TL	SN	SN	TL	SN	TL	SN	SN	TL	SN	TL	SN
	2J28 A	9O36 D	2I27 J	2H32 G	9V38 D	2J30 A	9O38 D	2I29 H	2H34 G	9V40 D	2J32 A	9O40 D	2I31 J	2H36 G	9V42 D	2J34 A	9O42 D	2I33 H
Sutton (Surrey) (SUO)	4	d	1219	1242	1246	1249	1312	1316	1319	1342	1346	1349	1412					
Carshalton (CSH)		d		1245	1249		1315	1319		1345	1349		1415					
Hackbridge (HCB)		d		1248	1252		1318	1322		1348	1352		1418					
Mitcham Junction (MIJ)		d		1251	1255		1321	1325		1351	1355		1421					
Mitcham Eastfields (MTC)		d		1254	1258		1324	1328		1354	1358		1424					
West Sutton (WSU)		d	1222			1252				1322			1352					
Sutton Common (SUC)		d	1224			1254				1324			1354					
St Helier (SIH)		d	1227			1257				1327			1357					
Morden South (MDS)		d	1229			1259				1329			1359					
South Merton (SMO)		d	1231			1301				1331			1401					
Wimbledon Chase (WBO)		d	1233			1303				1333			1403					
Wimbledon (WIM)	6	a	1236			1306				1336			1406					
Wimbledon (WIM)	6	d	1237			1307				1337			1407					
Haydens Road (HYR)		d	1240			1310				1340			1410					
Tooting (TOO)		d	1243			1313				1343			1413					
Streatham (STE)	4	d	1243	1248	1303	1313	1318		1333	1343	1348		1403	1413	1418			
Tulse Hill (TUH)	4	a	1247	1252	1307	1317	1322		1337	1347	1352		1407	1417	1422			
Tulse Hill (TUH)	4	d	1247	1253	1302	1308	1317	1323	1332	1338	1347	1353	1403	1408	1417	1423		
North Dulwich (NDL)		d	1251		1306	1321			1336	1351			1406	1421				
East Dulwich (EDW)		d	1253		1308	1323			1338	1353			1408	1423				
Peckham Rye (PMR)	4	d	1256		1311	1326			1341	1356			1411	1426				
Queens Rd Peckham (QRP)		d	1258		1313	1328			1343	1358			1413	1428				
South Bermondsey (SBM)		d	1301		1316	1331			1346	1401			1416	1431				
London Bridge (LBG)	4	a	1306		1321	1336			1351	1406			1421	1436				
Herne Hill (HNH)	4	d	1257		1312	1327			1342	1357			1412	1427				
Loughborough Jn (LGJ)		d	1300		1315	1330			1345	1400			1415	1430				
Elephant & Castle (EPH)		d	1304		1319	1334			1349	1404			1419	1434				
London Blackfriars (BFR)	3	a	1309		1324	1339			1354	1409			1424	1439				
City Thameslink (CTK)	3	a	1311		1326	1341			1356	1411			1426	1441				
Farringdon (ZFD)	3	a	1313		1328	1343			1358	1413			1428	1443				
St Pancras International (STP)	15	a	1318		1333	1348			1403	1418			1433	1448				
Balham (BAL)	4	a		1303			1333					1403						1433
Clapham Junction (CLJ)	10	a		1307			1337					1407						1437
London Victoria (VIC)	10	a		1315			1345					1415						1445

**NOTES** (see introductory pages for explanation of train operator codes and standard symbols)

a Arrival time  
d Departure time

A From East Croydon, see table 164  
D To St Albans City, see table 170  
G From Beckenham Junction, see table 165  
H From Horsham, see table 162  
J From Dorking, see table 162

## Sutton and Wimbledon to London via Streatham and Tulse Hill

**Mondays to Fridays from 5 September**

Operator Train ID Days of operation/Notes	SN	TL	SN	TL	SN	SN	TL	SN	TL	SN	SN	TL	SN	TL	SN	SN	TL	SN	
	2H38 G	9V44 D	2J36 A	9044 D	2135 J	2H40 G	9V46 D	2J38 A	9046 D	2137 H	2H42 G	9V48 D	2J40 A	9048 D	2139 J	2H44 G	9V50 D	2J42 A	
Sutton (Surrey) (SUO) 4 d		1416		1419	1442		1446		1449	1512		1516		1519	1542		1546		
Carshalton (CSH) d		1419			1445		1449			1515		1519			1545		1549		
Hackbridge (HCB) d		1422			1448		1452			1518		1522			1548		1552		
Mitcham Junction (MIJ) d		1425			1451		1455			1521		1525			1551		1555		
Mitcham Eastfields (MTC) d		1428			1454		1458			1524		1528			1554		1558		
West Sutton (WSU) d				1422					1452					1522					
Sutton Common (SUC) d				1424					1454					1524					
St Helier (SIH) d				1427					1457					1527					
Morden South (MDS) d				1429					1459					1529					
South Merton (SMO) d				1431					1501					1531					
Wimbledon Chase (WBO) d				1433					1503					1533					
Wimbledon (WIM) 6 a				1436					1506					1536					
Wimbledon (WIM) 6 d				1437					1507					1537					
Haydens Road (HYR) d				1440					1510					1540					
Tooting (TOO) d				1443					1513					1543					
Streatham (STE) 4 d		1433	1443	1448			1503	1513	1518			1533	1543	1548			1603	1613	
Tulse Hill (TUH) 4 a		1437	1447	1452			1507	1517	1522			1537	1547	1552			1607	1617	
Tulse Hill (TUH) 4 d	1432	1438	1447	1453			1502	1508	1517	1523		1532	1538	1547	1553		1602	1608	1617
North Dulwich (NDL) d	1436		1451				1506		1521			1536		1551			1606		1621
East Dulwich (EDW) d	1438		1453				1508		1523			1538		1553			1608		1623
Peckham Rye (PMR) 4 d	1441		1456				1511		1526			1541		1556			1611		1626
Queens Rd Peckham (QRP) d	1443		1458				1513		1528			1543		1558			1613		1628
South Bermondsey (SBM) d	1446		1501				1516		1531			1546		1601			1616		1631
London Bridge (LBG) 4 a	1451		1506				1521		1536			1551		1606			1621		1636
Herne Hill (HNH) 4 d		1442		1457			1512		1527			1542		1557			1612		
Loughborough Jn (LGJ) d		1445		1500			1515		1530			1545		1600			1615		
Elephant & Castle (EPH) d		1449		1504			1519		1534			1549		1604			1619		
London Blackfriars (BFR) 3 a		1454		1509			1524		1539			1554		1609			1624		
City Thameslink (CTK) 3 a		1456		1511			1526		1541			1556		1611			1626		
Farringdon (ZFD) 3 a		1458		1513			1528		1543			1558		1613			1628		
St Pancras International (STP) 15 a		1503		1518			1533		1548			1603		1618			1633		
Balham (BAL) 4 a					1503					1533					1603				
Clapham Junction (CLJ) 10 a					1507					1537					1607				
London Victoria (VIC) 10 a					1515					1545					1615				

**NOTES** (see introductory pages for explanation of train operator codes and standard symbols)

a Arrival time  
d Departure time

A From East Croydon, see table 164  
D To St Albans City, see table 170  
G From Beckenham Junction, see table 165  
H From Horsham, see table 162  
J From Dorking, see table 162

## Sutton and Wimbledon to London via Streatham and Tulse Hill

**Mondays to Fridays from 5 September**

Operator Train ID Days of operation/Notes	TL	SN	SN	TL	SN	TL	SN	SN	TL	SN	TL	SN	SN	TL	SN	TL	SN	SN
	9050 D	2141 H	2H46 G	9V52 D	2J44 A	9052 D	2143 J	2H48 G	9V54 D	2J46 A	9054 D	2145 H	2H50 G	9V56 D	2J48 A	9056 D	2147 J	2H52 G
Sutton (Surrey) (SUO) 4 d	1549	1612		1616		1619	1642		1646		1649	1712		1716		1719	1742	
Carshalton (CSH) d		1615		1619			1645		1649			1715		1719			1745	
Hackbridge (HCB) d		1618		1622			1648		1652			1718		1722			1748	
Mitcham Junction (MIJ) d		1621		1625			1651		1655			1721		1725			1751	
Mitcham Eastfields (MTC) d		1624		1628			1654		1658			1724		1728			1754	
West Sutton (WSU) d	1552					1622					1652					1722		
Sutton Common (SUC) d	1554					1624					1654					1724		
St Helier (SIH) d	1557					1627					1657					1727		
Morden South (MDS) d	1559					1629					1659					1729		
South Merton (SMO) d	1601					1631					1701					1731		
Wimbledon Chase (WBO) d	1603					1633					1703					1733		
Wimbledon (WIM) 6 a	1606					1636					1706					1736		
Wimbledon (WIM) 6 d	1607					1637					1707					1737		
Haydens Road (HYR) d	1610					1640					1710					1740		
Tooting (TOO) d	1613					1643					1713					1743		
Streatham (STE) 4 d	1618			1633	1643	1648			1703	1713	1718			1733	1743	1748		
Tulse Hill (TUH) 4 a	1622			1637	1647	1652			1707	1717	1722			1737	1747	1752		
Tulse Hill (TUH) 4 d	1623			1632	1638	1647	1653		1702	1708	1717	1723		1732	1738	1747	1753	1802
North Dulwich (NDL) d				1636		1651			1706	1721	1726			1736		1751		1806
East Dulwich (EDW) d				1638		1653			1708	1723	1728			1738		1753		1808
Peckham Rye (PMR) 4 d				1641		1656			1711	1726	1731			1741		1756		1811
Queens Rd Peckham (QRP) d				1643		1658			1713	1728	1733			1743		1758		1813
South Bermondsey (SBM) d				1646		1701			1716	1731	1736			1746		1801		1816
London Bridge (LBG) 4 a				1651		1706			1721	1736	1741			1751		1806		1821
Herne Hill (HMH) 4 d	1627			1642		1657			1712		1727			1742		1757		
Loughborough Jn (LGJ) d	1630			1645		1700			1715		1730			1745		1800		
Elephant & Castle (EPH) d	1634			1649		1704			1719		1734			1749		1804		
London Blackfriars (BFR) 3 a	1639			1654		1709			1724		1739			1754		1809		
City Thameslink (CTK) 3 a	1641			1656		1711			1726		1741			1756		1811		
Farringdon (ZFD) 3 a	1643			1658		1713			1728		1743			1758		1813		
St Pancras International (STP) 15 a	1648			1703		1718			1733		1748			1803		1818		
Balham (BAL) 4 a		1632					1702						1733				1803	
Clapham Junction (CLJ) 10 a		1637					1706						1737				1807	
London Victoria (VIC) 10 a		1645					1714						1745				1819	

**NOTES** (see introductory pages for explanation of train operator codes and standard symbols)

a Arrival time

d Departure time

A From East Croydon, see table 164

D To St Albans City, see table 170

G From Beckenham Junction, see table 165

H From Horsham, see table 162

J From Dorking, see table 162

## Sutton and Wimbledon to London via Streatham and Tulse Hill

**Mondays to Fridays from 5 September**

Operator Train ID Days of operation/Notes	TL	SN	TL	SN	SN	TL	SN	TL	SN	SN	TL	SN	TL	SN	TL	SN	TL	SN	TL
	9V58 D	2J50 A	9O58 D	2I49 H	2H54 G	9V60 D	2J52 A	9O60 D	2I51 J	2H56 G	9V62 D	2J54 A	9O62 D	2I53 H	2H58 G	9V64 D	2J56 A	9O64 D	
Sutton (Surrey) (SUO) 4 d	1746		1749	1812		1816		1819	1842		1846		1849	1912		1916		1919	
Carshalton (CSH) d	1749			1815		1819			1845		1849			1915		1919			
Hackbridge (HCB) d	1752			1818		1822			1848		1852			1918		1922			
Mitcham Junction (MIJ) d	1755			1821		1825			1851		1855			1921		1925			
Mitcham Eastfields (MTC) d	1758			1824		1828			1854		1858			1924		1928			
West Sutton (WSU) d			1752					1822					1852					1922	
Sutton Common (SUC) d			1754					1824					1854					1924	
St Helier (SIH) d			1757					1827					1857					1927	
Morden South (MDS) d			1759					1829					1859					1929	
South Merton (SMO) d			1801					1831					1901					1931	
Wimbledon Chase (WBO) d			1803					1833					1903					1933	
Wimbledon (WIM) 6 a			1806					1836					1906					1936	
Wimbledon (WIM) 6 d			1807					1837					1907					1937	
Haydons Road (HYR) d			1810					1840					1910					1940	
Tooting (TOO) d			1813					1843					1913					1943	
Streatham (STE) 4 d	1803	1813	1818			1833	1843	1848			1903	1913	1918			1933	1943	1948	
Tulse Hill (TUH) 4 a	1807	1817	1822			1837	1847	1852			1907	1917	1922			1937	1947	1952	
Tulse Hill (TUH) 4 d	1808	1817	1823			1832	1838	1847			1902	1908	1917	1923		1932	1938	1947	1953
North Dulwich (NDL) d	1821					1836	1851	1906			1906		1921			1936		1951	
East Dulwich (EDW) d		1823				1838	1853	1908			1908		1923			1938		1953	
Peckham Rye (PMR) 4 d		1826				1841	1856	1911			1911		1926			1941		1956	
Queens Rd Peckham (QRP) d		1828				1843	1858	1913			1913		1928			1943		1958	
South Bermondsey (SBM) d		1831				1846	1901	1916			1916		1931			1946		2001	
London Bridge (LBG) 4 a		1836				1851	1906	1921			1921		1936			1951		2006	
Herne Hill (HNH) 4 d	1812		1827			1842		1857			1912		1927			1942		1957	
Loughborough Jn (LGJ) d	1815		1830			1845		1900			1915		1930			1945		2000	
Elephant & Castle (EPH) d	1819		1834			1849		1904			1919		1934			1949		2004	
London Blackfriars (BFR) 3 a	1824		1839			1854		1909			1924		1939			1954		2009	
City Thameslink (CTK) 3 a	1826		1841			1856		1911			1926		1941			1956		2011	
Farringdon (ZFD) 3 a	1828		1843			1858		1913			1928		1943			1958		2013	
St Pancras International (STP) 15 a	1833		1848			1903		1918			1933		1948			2003		2018	
Balham (BAL) 4 a				1833					1903					1933					
Clapham Junction (CLJ) 10 a				1837					1907					1937					
London Victoria (VIC) 10 a				1845					1915					1945					

**NOTES** (see introductory pages for explanation of train operator codes and standard symbols)

a Arrival time  
d Departure time

A From East Croydon, see table 164  
D To St Albans City, see table 170  
G From Beckenham Junction, see table 165  
H From Horsham, see table 162  
J From Dorking, see table 162

## Sutton and Wimbledon to London via Streatham and Tulse Hill

**Mondays to Fridays from 5 September**

Operator Train ID Days of operation/Notes	SN	SN	TL	SN	TL	SN	SN	TL	SN	TL	SN	SN	TL	SN	TL	SN	SN	TL
	2155 J	2H60 G	9V66 D	2J58 A	9O66 D	2157 H	2H62 G	9V68 D	2J60 A	9O68 D	2159 J	2H64 G	9V70 D	2J62 A	9O70 D	2161 H	2H66 G	9V72 D
Sutton (Surrey) (SUO) 4 d	1942		1946		1949	2012		2016		2021	2042		2046		2049	2112		2116
Carshalton (CSH) d	1945		1949			2015		2019			2045		2049			2115		2119
Hackbridge (HCB) d	1948		1952			2018		2022			2048		2052			2118		2122
Mitcham Junction (MIJ) d	1951		1955			2021		2025			2051		2055			2121		2125
Mitcham Eastfields (MTC) d	1954		1958			2024		2028			2054		2058			2124		2128
West Sutton (WSU) d					1952					2024					2052			
Sutton Common (SUC) d					1954					2026					2054			
St Helier (SIH) d					1957					2029					2057			
Morden South (MDS) d					1959					2031					2059			
South Merton (SMO) d					2001					2033					2101			
Wimbledon Chase (WBO) d					2003					2035					2103			
Wimbledon (WIM) 6 a					2006					2041					2106			
Wimbledon (WIM) 6 d					2007					2043					2107			
Haydons Road (HYR) d					2010					2046					2110			
Tooting (TOO) d					2013					2049					2113			
Streatham (STE) 4 d			2003	2013	2018			2033	2043	2054			2103	2115	2118			2133
Tulse Hill (TUH) 4 a			2007	2017	2022			2037	2047	2058			2107	2119	2122			2137
Tulse Hill (TUH) 4 d		2002	2008	2017	2023		2032	2038	2047	2059		2102	2108	2119	2123		2132	2138
North Dulwich (NDL) d		2006		2021			2036		2051			2106		2123			2136	
East Dulwich (EDW) d		2008		2023			2038		2053			2108		2125			2138	
Peckham Rye (PMR) 4 d		2011		2026			2041		2056			2111		2128			2141	
Queens Rd Peckham (QRP) d		2013		2028			2043		2058			2113		2130			2143	
South Bermondsey (SBM) d		2016		2031			2046		2101			2116		2133			2146	
London Bridge (LBG) 4 a		2022		2036			2051		2106			2121		2138			2151	
Herne Hill (HNH) 4 d			2012		2027			2042		2104			2112		2127			2142
Loughborough Jn (LGJ) d			2015		2030			2045		2107			2115		2130			2145
Elephant & Castle (EPH) d			2019		2034			2049		2111			2119		2134			2149
London Blackfriars (BFR) 3 a			2024		2039			2054		2116			2124		2139			2154
City Thameslink (CTK) 3 a			2026		2041			2056		2118			2126		2141			2156
Farringdon (ZFD) 3 a			2028		2043			2058		2121			2128		2143			2158
St Pancras International (STP) 15 a			2033		2048			2103		2125			2133		2148			2203
Balham (BAL) 4 a	2003					2033					2103					2133		
Clapham Junction (CLJ) 10 a	2007					2037					2107					2137		
London Victoria (VIC) 10 a	2017					2045					2116					2146		

**NOTES** (see introductory pages for explanation of train operator codes and standard symbols)

a Arrival time

d Departure time

A From East Croydon, see table 164

D To St Albans City, see table 170

G From Beckenham Junction, see table 165

H From Horsham, see table 162

J From Dorking, see table 162

## Sutton and Wimbledon to London via Streatham and Tulse Hill

**Mondays to Fridays from 5 September**

Operator Train ID Days of operation/Notes	SN	SN	TL	SN	TL	SN	SN	TL	SN	TL	SN	TL	SN	SN	TL	SN	TL	SN
	2163 J	2J64 A	9V90 B	2J66 A	9O92 B	2165 H	2H70 G	9V92 B	2J68 A	9O94 B	2167 J	9V94 B	2J70 A	2H74 G	9V96 B	2J72 A	9O98 B	2169 J
Sutton (Surrey) (SUO) 4 d	2142		2146		2149	2212		2218		2219	2242	2248			2318		2319	2340
Carshalton (CSH) d	2145		2149			2215		2221			2245	2251			2321			2343
Hackbridge (HCB) d	2148		2152			2218		2224			2248	2254			2324			2346
Mitcham Junction (MIJ) d	2151		2155			2221		2227			2251	2257			2327			2349
Mitcham Eastfields (MTC) d	2154		2158			2224		2230			2254	2300			2330			2352
West Sutton (WSU) d					2152					2222								2322
Sutton Common (SUC) d					2154					2224								2324
St Helier (SIH) d					2157					2227								2327
Morden South (MDS) d					2159					2229								2329
South Merton (SMO) d					2201					2231								2331
Wimbledon Chase (WBO) d					2203					2233								2333
Wimbledon (WIM) 6 a					2206					2236								2336
Wimbledon (WIM) 6 d					2207					2241								2337
Haydons Road (HYR) d					2210					2244								2340
Tooting (TOO) d					2213					2247								2343
Streatham (STE) 4 d		2143	2203	2213	2218			2235	2243	2252		2305	2313		2335	2343	2348	
Tulse Hill (TUH) 4 a		2147	2207	2217	2222			2239	2247	2256		2309	2317		2339	2347	2352	
Tulse Hill (TUH) 4 d		2147	2208	2217	2223		2232	2240	2247	2257		2310	2317	2332	2340	2347	2352	
North Dulwich (NDL) d		2151		2221			2236		2251			2321	2336		2351			
East Dulwich (EDW) d		2153		2223			2238		2253			2323	2338		2353			
Peckham Rye (PMR) 4 d		2156		2226			2241		2256			2326	2341		2356			
Queens Rd Peckham (QRP) d		2158		2228			2243		2258			2328	2343		2358			
South Bermondsey (SBM) d		2201		2231			2246		2301			2331	2346		0002			
London Bridge (LBG) 4 a		2206		2236			2251		2306			2336	2351		0007			
Herne Hill (HNH) 4 d			2212		2227			2244		2301		2314			2344		2356	
Loughborough Jn (LGJ) d			2215		2230			2247		2304		2317			2347		2359	
Elephant & Castle (EPH) d			2219		2234			2251		2308		2321			2354c		0004	
London Blackfriars (BFR) 3 a			2224		2244			2256		2314		2326			0001		0008	
City Thameslink (CTK) 3 a			2226		2246													
Farringdon (ZFD) 3 a			2228		2248			2303		2318		2333			0006		0013	
St Pancras International (STP) 15 a			2233		2253			2307		2323		2337			0010		0017	
Balham (BAL) 4 a	2203					2233					2301							0002
Clapham Junction (CLJ) 10 a	2207					2237					2307							0007
London Victoria (VIC) 10 a	2217					2245					2315							0015

**NOTES** (see introductory pages for explanation of train operator codes and standard symbols)

- a Arrival time  
d Departure time  
c Arrives 3 minutes earlier

- A From East Croydon, see table 164  
B To Bedford, see table 170  
G From Beckenham Junction, see table 165  
H From Horsham, see table 162  
J From Dorking, see table 162

## Sutton and Wimbledon to London via Streatham and Tulse Hill

Saturdays until 3 September

Operator Train ID Days of operation/Notes	TL	TL	TL	SN	TL	SN	SN	TL	SN	TL	SN	SN	TL	SN	TL	SN	TL	SN
	9098 A	9V10 B	9O10 B	9V12 B	2J04 C	9O12 B	2H92 E	2I03 D	9V14 B	2J06 C	9O14 B	2H94 E	1I05 F	2I05 D	9V16 B	2J08 G	9O16 B	2H12 H
Sutton (Surrey) (SUO) 4 d		0546	0549	0616		0619		0642	0646		0649		0702	0712	0716		0719	
Carshalton (CSH) d		0549		0619				0645	0649				0705	0715	0719			
Hackbridge (HCB) d		0552		0622				0648	0652					0718	0722			
Mitcham Junction (MIJ) d		0555		0625				0651	0655					0721	0725			
Mitcham Eastfields (MTC) d		0558		0628				0654	0658					0724	0728			
West Sutton (WSU) d			0552			0622					0652						0722	
Sutton Common (SUC) d			0554			0624					0654						0724	
St Helier (SIH) d			0557			0627					0657						0727	
Morden South (MDS) d			0559			0629					0659						0729	
South Merton (SMO) d			0601			0631					0701						0731	
Wimbledon Chase (WBO) d			0603			0633					0703						0733	
Wimbledon (WIM) 6 a			0606			0636					0706						0736	
Wimbledon (WIM) 6 d			0607			0637					0707						0737	
Haydens Road (HYR) d			0610			0640					0710						0740	
Tooting (TOO) d			0613			0643					0713						0743	
Streatham (STE) 4 d		0603	0618	0633	0643	0648			0703	0713	0718				0733	0743	0748	
Tulse Hill (TUH) 4 a		0607	0622	0637	0647	0652			0707	0717	0722				0737	0747	0752	
Tulse Hill (TUH) 4 d		0608	0623	0638	0647	0652	0702		0708	0717	0723	0732			0738	0747	0753	0802
North Dulwich (NDL) d					0651		0706			0721		0736				0751		0806
East Dulwich (EDW) d					0653		0708			0723		0738				0753		0808
Peckham Rye (PMR) 4 d					0656		0711			0726		0741				0756		0811
Queens Rd Peckham (QRP) d					0658		0713			0728		0743				0758		0813
South Bermondsey (SBM) d					0701		0716			0731		0746				0801		0816
London Bridge (LBG) 4 a					0707		0721			0737		0751				0807		0821
Herne Hill (HNH) 4 d		0612	0627	0642		0656			0712		0727				0742		0757	
Loughborough Jn (LGJ) d		0615	0630	0645		0700			0715		0730				0745		0800	
Elephant & Castle (EPH) d	0004	0619	0634	0649		0704			0719		0734				0749		0804	
London Blackfriars (BFR) 3 a	0008	0624	0639	0654		0709			0724		0739				0754		0809	
City Thameslink (CTK) 3 a																		
Farringdon (ZFD) 3 a	0013	0628	0643	0658		0713			0728		0743				0758		0813	
St Pancras International (STP) 15 a	0017	0633	0648	0703		0718			0733		0748				0803		0818	
Balham (BAL) 4 a								0703						0733				
Clapham Junction (CLJ) 10 a								0707					0723	0737				
London Victoria (VIC) 10 a								0715					0733	0745				

NOTES (see introductory pages for explanation of train operator codes and standard symbols)

a Arrival time

d Departure time

A To Bedford, see table 051

B To St Albans City, see table 051

C From Selhurst, see table 164

D From Epsom, see table 162

E From Norwood Junction, see table 165

F From Dorking, see table 162

G From Caterham, see table 171

H From Beckenham Junction, see table 165



## Sutton and Wimbledon to London via Streatham and Tulse Hill

Saturdays until 3 September

Operator Train ID Days of operation/Notes	SN	SN	TL	SN	TL	SN	SN	SN	TL	SN	TL	SN	SN	SN	TL	SN	TL	SN	TL	SN	
	1107 F	2107 D	9V18 B	2J10 G	9O18 B	2H14 H	1109 F	2109 D	9V20 B	2J12 G	9O20 B	2H16 H	1111 F	2111 D	9V22 B	2J14 G	9O22 B	2H18 H			
Sutton (Surrey) (SUO) 4 d	0732	0742	0746		0749		0802	0812	0816		0819		0832	0842	0846		0849				
Carshalton (CSH) d	0735	0745	0749				0805	0815	0819				0835	0845	0849						
Hackbridge (HCB) d		0748	0752					0818	0822					0848	0852						
Mitcham Junction (MIJ) d		0751	0755					0821	0825					0851	0855						
Mitcham Eastfields (MTC) d		0754	0758					0824	0828					0854	0858						
West Sutton (WSU) d					0752						0822									0852	
Sutton Common (SUC) d					0754						0824									0854	
St Helier (SIH) d					0757						0827									0857	
Morden South (MDS) d					0759						0829									0859	
South Merton (SMO) d					0801						0831									0901	
Wimbledon Chase (WBO) d					0803						0833									0903	
Wimbledon (WIM) 6 a					0806						0836									0906	
Wimbledon (WIM) 6 d					0807						0837									0907	
Haydens Road (HYR) d					0810						0840									0910	
Tooting (TOO) d					0813						0843									0913	
Streatham (STE) 4 d			0803	0813	0818				0833	0843	0848				0903	0913	0918				
Tulse Hill (TUH) 4 a			0807	0817	0822				0837	0847	0852				0907	0917	0922				
Tulse Hill (TUH) 4 d			0808	0817	0823	0832			0838	0847	0853	0902			0908	0917	0923	0932			
North Dulwich (NDL) d			0821		0836				0851		0906				0921		0936				
East Dulwich (EDW) d			0823		0838				0853		0908				0923		0938				
Peckham Rye (PMR) 4 d			0826		0841				0856		0911				0926		0941				
Queens Rd Peckham (QRP) d			0828		0843				0858		0913				0928		0943				
South Bermondsey (SBM) d			0831		0846				0901		0916				0931		0946				
London Bridge (LBG) 4 a			0837		0851				0907		0921				0937		0951				
Herne Hill (HNH) 4 d			0812		0827				0842		0857				0912		0927				
Loughborough Jn (LGJ) d			0815		0830				0845		0900				0915		0930				
Elephant & Castle (EPH) d			0819		0834				0849		0904				0919		0934				
London Blackfriars (BFR) 3 a			0824		0839				0854		0909				0924		0939				
City Thameslink (CTK) 3 a									0911						0926		0941				
Farringdon (ZFD) 3 a			0828		0843				0858		0913				0928		0943				
St Pancras International (STP) 15 a			0833		0848				0903		0918				0933		0948				
Balham (BAL) 4 a		0803						0833						0903							
Clapham Junction (CLJ) 10 a	0753	0807					0823	0837					0853	0907							
London Victoria (VIC) 10 a	0802	0815					0832	0845					0902	0915							

NOTES (see introductory pages for explanation of train operator codes and standard symbols)

- a Arrival time  
d Departure time
- B To St Albans City, see table 051  
D From Epsom, see table 162  
F From Dorking, see table 162  
G From Caterham, see table 171  
H From Beckenham Junction, see table 165

## Sutton and Wimbledon to London via Streatham and Tulse Hill

Saturdays until 3 September

Operator Train ID Days of operation/Notes	SN	SN	TL	SN	TL	SN	SN	SN	TL	SN	TL	SN	SN	SN	TL	SN	TL	SN	TL	SN	
	1113 J	2113 D	9V24 B	2J16 G	9O24 B	2H20 H	1115 F	2115 D	9V26 B	2J18 G	9O26 B	2H22 H	1117 J	2117 D	9V28 B	2J20 G	9O28 B	2H24 H			
Sutton (Surrey) (SUO) 4 d	0902	0912	0916		0919		0932	0942	0946		0949		1002	1012	1016		1019				
Carshalton (CSH) d	0905	0915	0919				0935	0945	0949				1005	1015	1019						
Hackbridge (HCB) d		0918	0922					0948	0952					1018	1022						
Mitcham Junction (MIJ) d		0921	0925					0951	0955					1021	1025						
Mitcham Eastfields (MTC) d		0924	0928					0954	0958					1024	1028						
West Sutton (WSU) d					0922						0952									1022	
Sutton Common (SUC) d					0924						0954									1024	
St Helier (SIH) d					0927						0957									1027	
Morden South (MDS) d					0929						0959									1029	
South Merton (SMO) d					0931						1001									1031	
Wimbledon Chase (WBO) d					0933						1003									1033	
Wimbledon (WIM) 6 a					0936						1006									1036	
Wimbledon (WIM) 6 d					0937						1007									1037	
Haydens Road (HYR) d					0940						1010									1040	
Tooting (TOO) d					0943						1013									1043	
Streatham (STE) 4 d			0933	0943	0948				1003	1013	1018				1033	1043	1048				
Tulse Hill (TUH) 4 a			0937	0947	0952				1007	1017	1022				1037	1047	1052				
Tulse Hill (TUH) 4 d			0938	0947	0953	1002			1008	1017	1023	1032			1038	1047	1053	1102			
North Dulwich (NDL) d				0951		1006				1021		1036								1106	
East Dulwich (EDW) d				0953		1008				1023		1038								1108	
Peckham Rye (PMR) 4 d				0956		1011				1026		1041								1111	
Queens Rd Peckham (QRP) d				0958		1013				1028		1043								1113	
South Bermondsey (SBM) d				1001		1016				1031		1046								1116	
London Bridge (LBG) 4 a				1007		1021				1037		1051								1121	
Herne Hill (HNH) 4 d			0942		0957					1012		1027								1057	
Loughborough Jn (LGJ) d			0945		1000					1015		1030								1100	
Elephant & Castle (EPH) d			0949		1004					1019		1034								1104	
London Blackfriars (BFR) 3 a			0954		1009					1024		1039								1109	
City Thameslink (CTK) 3 a			0956		1011					1026		1041								1111	
Farringdon (ZFD) 3 a			0958		1013					1028		1043								1113	
St Pancras International (STP) 15 a			1003		1018					1033		1048								1118	
Balham (BAL) 4 a		0933						1003						1033							
Clapham Junction (CLJ) 10 a	0923	0937					0953	1007					1023	1037							
London Victoria (VIC) 10 a	0932	0945					1002	1015					1032	1045							

NOTES (see introductory pages for explanation of train operator codes and standard symbols)

- a Arrival time  
d Departure time
- B To St Albans City, see table 051  
D From Epsom, see table 162  
F From Dorking, see table 162  
G From Caterham, see table 171  
H From Beckenham Junction, see table 165  
J From Horsham, see table 162

## Sutton and Wimbledon to London via Streatham and Tulse Hill

Saturdays until 3 September

Operator Train ID Days of operation/Notes	SN	SN	TL	SN	TL	SN	SN	SN	TL	SN	TL	SN	SN	SN	TL	SN	TL	SN	TL	SN	
	1119 F	2119 D	9V30 B	2J22 G	9O30 B	2H26 H	1I21 J	2I21 D	9V32 B	2J24 G	9O32 B	2H28 H	1I23 F	2I23 D	9V34 B	2J26 G	9O34 B	2H30 H			
Sutton (Surrey) (SUO) 4 d	1032	1042	1046		1049		1102	1112	1116		1119		1132	1142	1146		1149				
Carshalton (CSH) d	1035	1045	1049				1105	1115	1119				1135	1145	1149						
Hackbridge (HCB) d		1048	1052					1118	1122					1148	1152						
Mitcham Junction (MIJ) d		1051	1055					1121	1125					1151	1155						
Mitcham Eastfields (MTC) d		1054	1058					1124	1128					1154	1158						
West Sutton (WSU) d					1052							1122								1152	
Sutton Common (SUC) d					1054							1124								1154	
St Helier (SIH) d					1057							1127								1157	
Morden South (MDS) d					1059							1129								1159	
South Merton (SMO) d					1101							1131								1201	
Wimbledon Chase (WBO) d					1103							1133								1203	
Wimbledon (WIM) 6 a					1106							1136								1206	
Wimbledon (WIM) 6 d					1107							1137								1207	
Haydens Road (HYR) d					1110							1140								1210	
Tooting (TOO) d					1113							1143								1213	
Streatham (STE) 4 d			1103	1113	1118				1133	1143	1148				1203	1213	1218				
Tulse Hill (TUH) 4 a			1107	1117	1122				1137	1147	1152				1207	1217	1222				
Tulse Hill (TUH) 4 d			1108	1117	1123	1132			1138	1147	1153	1202			1208	1217	1223	1232			
North Dulwich (NDL) d					1121	1136						1206								1236	
East Dulwich (EDW) d					1123	1138						1208								1238	
Peckham Rye (PMR) 4 d					1126	1141						1211								1241	
Queens Rd Peckham (QRP) d					1128	1143						1213								1243	
South Bermondsey (SBM) d					1131	1146						1216								1246	
London Bridge (LBG) 4 a					1137	1151						1221								1251	
Herne Hill (HNH) 4 d			1112		1127				1142		1157				1212		1227				
Loughborough Jn (LGJ) d			1115		1130				1145		1200				1215		1230				
Elephant & Castle (EPH) d			1119		1134				1149		1204				1219		1234				
London Blackfriars (BFR) 3 a			1124		1139				1154		1209				1224		1239				
City Thameslink (CTK) 3 a			1126		1141				1156		1211				1226		1241				
Farringdon (ZFD) 3 a			1128		1143				1158		1213				1228		1243				
St Pancras International (STP) 15 a			1133		1148				1203		1218				1233		1248				
Balham (BAL) 4 a		1103						1133						1203							
Clapham Junction (CLJ) 10 a	1053	1107					1123	1137					1153	1207							
London Victoria (VIC) 10 a	1102	1115					1132	1145					1202	1215							

NOTES (see introductory pages for explanation of train operator codes and standard symbols)

a Arrival time  
d Departure time

B To St Albans City, see table 051  
D From Epsom, see table 162  
F From Dorking, see table 162  
G From Caterham, see table 171  
H From Beckenham Junction, see table 165  
J From Horsham, see table 162

## Sutton and Wimbledon to London via Streatham and Tulse Hill

Saturdays until 3 September

Operator Train ID Days of operation/Notes	SN	SN	TL	SN	TL	SN	SN	SN	TL	SN	TL	SN	SN	SN	TL	SN	TL	SN	TL	SN	
	1125 J	2125 D	9V36 B	2J28 G	9O36 B	2H32 H	1127 F	2127 D	9V38 B	2J30 G	9O38 B	2H34 H	1129 J	2129 D	9V40 B	2J32 G	9O40 B	2H36 H			
Sutton (Surrey) (SUO) 4 d	1202	1212	1216		1219		1232	1242	1246		1249		1302	1312	1316		1319				
Carshalton (CSH) d	1205	1215	1219				1235	1245	1249				1305	1315	1319						
Hackbridge (HCB) d		1218	1222					1248	1252					1318	1322						
Mitcham Junction (MIJ) d		1221	1225					1251	1255					1321	1325						
Mitcham Eastfields (MTC) d		1224	1228					1254	1258					1324	1328						
West Sutton (WSU) d					1222						1252									1322	
Sutton Common (SUC) d					1224						1254									1324	
St Helier (SIH) d					1227						1257									1327	
Morden South (MDS) d					1229						1259									1329	
South Merton (SMO) d					1231						1301									1331	
Wimbledon Chase (WBO) d					1233						1303									1333	
Wimbledon (WIM) 6 a					1236						1306									1336	
Wimbledon (WIM) 6 d					1237						1307									1337	
Haydens Road (HYR) d					1240						1310									1340	
Tooting (TOO) d					1243						1313									1343	
Streatham (STE) 4 d			1233	1243	1248				1303	1313	1318				1333	1343	1348				
Tulse Hill (TUH) 4 a			1237	1247	1252				1307	1317	1322				1337	1347	1352				
Tulse Hill (TUH) 4 d			1238	1247	1253	1302			1308	1317	1323	1332			1338	1347	1353	1402			
North Dulwich (NDL) d				1251		1306				1321		1336				1351		1406			
East Dulwich (EDW) d				1253		1308				1323		1338				1353		1408			
Peckham Rye (PMR) 4 d				1256		1311				1326		1341				1356		1411			
Queens Rd Peckham (QRP) d				1258		1313				1328		1343				1358		1413			
South Bermondsey (SBM) d				1301		1316				1331		1346				1401		1416			
London Bridge (LBG) 4 a				1307		1321				1337		1351				1407		1421			
Herne Hill (HNH) 4 d			1242		1257				1312		1327				1342		1357				
Loughborough Jn (LGJ) d			1245		1300				1315		1330				1345		1400				
Elephant & Castle (EPH) d			1249		1304				1319		1334				1349		1404				
London Blackfriars (BFR) 3 a			1254		1309				1324		1339				1354		1409				
City Thameslink (CTK) 3 a			1256		1311				1326		1341				1356		1411				
Farringdon (ZFD) 3 a			1258		1313				1328		1343				1358		1413				
St Pancras International (STP) 15 a			1303		1318				1333		1348				1403		1418				
Balham (BAL) 4 a		1233						1303						1333							
Clapham Junction (CLJ) 10 a	1223	1237					1253	1307					1323	1337							
London Victoria (VIC) 10 a	1232	1245					1302	1315					1332	1345							

NOTES (see introductory pages for explanation of train operator codes and standard symbols)

a Arrival time

d Departure time

B To St Albans City, see table 051

D From Epsom, see table 162

F From Dorking, see table 162

G From Caterham, see table 171

H From Beckenham Junction, see table 165

J From Horsham, see table 162

## Sutton and Wimbledon to London via Streatham and Tulse Hill

Saturdays until 3 September

Operator Train ID Days of operation/Notes	SN	SN	TL	SN	TL	SN	SN	SN	TL	SN	TL	SN	SN	SN	TL	SN	TL	SN	TL	SN	
	1131 F	2131 D	9V42 B	2J34 G	9O42 B	2H38 H	1133 J	2133 D	9V44 B	2J36 G	9O44 B	2H40 H	1135 F	2135 D	9V46 B	2J38 G	9O46 B	2H42 H			
Sutton (Surrey) (SUO) 4 d	1332	1342	1346		1349		1402	1412	1416		1419		1432	1442	1446		1449				
Carshalton (CSH) d	1335	1345	1349				1405	1415	1419				1435	1445	1449						
Hackbridge (HCB) d		1348	1352					1418	1422					1448	1452						
Mitcham Junction (MIJ) d		1351	1355					1421	1425					1451	1455						
Mitcham Eastfields (MTC) d		1354	1358					1424	1428					1454	1458						
West Sutton (WSU) d					1352						1422									1452	
Sutton Common (SUC) d					1354						1424									1454	
St Helier (SIH) d					1357						1427									1457	
Morden South (MDS) d					1359						1429									1459	
South Merton (SMO) d					1401						1431									1501	
Wimbledon Chase (WBO) d					1403						1433									1503	
Wimbledon (WIM) 6 a					1406						1436									1506	
Wimbledon (WIM) 6 d					1407						1437									1507	
Haydens Road (HYR) d					1410						1440									1510	
Tooting (TOO) d					1413						1443									1513	
Streatham (STE) 4 d			1403	1413	1418				1433	1443	1448				1503	1513	1518				
Tulse Hill (TUH) 4 a			1407	1417	1422				1437	1447	1452				1507	1517	1522				
Tulse Hill (TUH) 4 d			1408	1417	1423	1432			1438	1447	1453	1502			1508	1517	1523	1532			
North Dulwich (NDL) d				1421		1436				1451		1506				1521		1536			
East Dulwich (EDW) d				1423		1438				1453		1508				1523		1538			
Peckham Rye (PMR) 4 d				1426		1441				1456		1511				1526		1541			
Queens Rd Peckham (QRP) d				1428		1443				1458		1513				1528		1543			
South Bermondsey (SBM) d				1431		1446				1501		1516				1531		1546			
London Bridge (LBG) 4 a				1437		1451				1507		1521				1537		1551			
Herne Hill (HMH) 4 d			1412		1427				1442		1457				1512		1527				
Loughborough Jn (LGJ) d			1415		1430				1445		1500				1515		1530				
Elephant & Castle (EPH) d			1419		1434				1449		1504				1519		1534				
London Blackfriars (BFR) 3 a			1424		1439				1454		1509				1524		1539				
City Thameslink (CTK) 3 a			1426		1441				1456		1511				1526		1541				
Farringdon (ZFD) 3 a			1428		1443				1458		1513				1528		1543				
St Pancras International (STP) 15 a			1433		1448				1503		1518				1533		1548				
Balham (BAL) 4 a		1403						1433						1503							
Clapham Junction (CLJ) 10 a	1353	1407					1423	1437					1453	1507							
London Victoria (VIC) 10 a	1402	1415					1432	1445					1502	1515							

NOTES (see introductory pages for explanation of train operator codes and standard symbols)

a Arrival time

d Departure time

B To St Albans City, see table 051

D From Epsom, see table 162

F From Dorking, see table 162

G From Caterham, see table 171

H From Beckenham Junction, see table 165

J From Horsham, see table 162

## Sutton and Wimbledon to London via Streatham and Tulse Hill

Saturdays until 3 September

Operator Train ID Days of operation/Notes	SN	SN	TL	SN	TL	SN	SN	SN	TL	SN	TL	SN	SN	SN	TL	SN	TL	SN	TL	SN	
	1137 J	2137 D	9V48 B	2J40 G	9O48 B	2H44 H	1139 F	2139 D	9V50 B	2J42 G	9O50 B	2H46 H	1141 J	2141 D	9V52 B	2J44 G	9O52 B	2H48 H			
Sutton (Surrey) (SUO) 4 d	1502	1512	1516		1519		1532	1542	1546		1549		1602	1612	1616		1619				
Carshalton (CSH) d	1505	1515	1519				1535	1545	1549				1605	1615	1619						
Hackbridge (HCB) d		1518	1522					1548	1552					1618	1622						
Mitcham Junction (MIJ) d		1521	1525					1551	1555					1621	1625						
Mitcham Eastfields (MTC) d		1524	1528					1554	1558					1624	1628						
West Sutton (WSU) d					1522						1552									1622	
Sutton Common (SUC) d					1524						1554									1624	
St Helier (SIH) d					1527						1557									1627	
Morden South (MDS) d					1529						1559									1629	
South Merton (SMO) d					1531						1601									1631	
Wimbledon Chase (WBO) d					1533						1603									1633	
Wimbledon (WIM) 6 a					1536						1606									1636	
Wimbledon (WIM) 6 d					1537						1607									1637	
Haydens Road (HYR) d					1540						1610									1640	
Tooting (TOO) d					1543						1613									1643	
Streatham (STE) 4 d			1533	1543	1548				1603	1613	1618				1633	1643	1648				
Tulse Hill (TUH) 4 a			1537	1547	1552				1607	1617	1622				1637	1647	1652				
Tulse Hill (TUH) 4 d			1538	1547	1553	1602			1608	1617	1623	1632			1638	1647	1653	1702			
North Dulwich (NDL) d				1551		1606				1621		1636				1651		1706			
East Dulwich (EDW) d				1553		1608				1623		1638				1653		1708			
Peckham Rye (PMR) 4 d				1556		1611				1626		1641				1656		1711			
Queens Rd Peckham (QRP) d				1558		1613				1628		1643				1658		1713			
South Bermondsey (SBM) d				1601		1616				1631		1646				1701		1716			
London Bridge (LBG) 4 a				1607		1621				1637		1651				1707		1721			
Herne Hill (HNH) 4 d			1542		1557				1612		1627				1642		1657				
Loughborough Jn (LGJ) d			1545		1600				1615		1630				1645		1700				
Elephant & Castle (EPH) d			1549		1604				1619		1634				1649		1704				
London Blackfriars (BFR) 3 a			1554		1609				1624		1639				1654		1709				
City Thameslink (CTK) 3 a			1556		1611				1626		1641				1656		1711				
Farringdon (ZFD) 3 a			1558		1613				1628		1643				1658		1713				
St Pancras International (STP) 15 a			1603		1618				1633		1648				1703		1718				
Balham (BAL) 4 a		1533						1603						1633							
Clapham Junction (CLJ) 10 a	1523	1537					1553	1607					1623	1637							
London Victoria (VIC) 10 a	1532	1545					1602	1615					1632	1645							

NOTES (see introductory pages for explanation of train operator codes and standard symbols)

- a Arrival time  
d Departure time
- B To St Albans City, see table 051  
D From Epsom, see table 162  
F From Dorking, see table 162  
G From Caterham, see table 171  
H From Beckenham Junction, see table 165  
J From Horsham, see table 162

## Sutton and Wimbledon to London via Streatham and Tulse Hill

Saturdays until 3 September

Operator Train ID Days of operation/Notes	SN	SN	TL	SN	TL	SN	SN	SN	TL	SN	TL	SN	SN	SN	TL	SN	TL	SN	TL	SN	
	1143 F	2143 D	9V54 B	2J46 G	9O54 B	2H50 H	1145 J	2145 D	9V56 B	2J48 G	9O56 B	2H52 H	1147 F	2147 D	9V58 B	2J50 G	9O58 B	2H54 H			
Sutton (Surrey) (SUO) 4 d	1632	1642	1646		1649		1702	1712	1716		1719		1732	1742	1746		1749				
Carshalton (CSH) d	1635	1645	1649				1705	1715	1719				1735	1745	1749						
Hackbridge (HCB) d		1648	1652					1718	1722					1748	1752						
Mitcham Junction (MIJ) d		1651	1655					1721	1725					1751	1755						
Mitcham Eastfields (MTC) d		1654	1658					1724	1728					1754	1758						
West Sutton (WSU) d					1652						1722									1752	
Sutton Common (SUC) d					1654						1724									1754	
St Helier (SIH) d					1657						1727									1757	
Morden South (MDS) d					1659						1729									1759	
South Merton (SMO) d					1701						1731									1801	
Wimbledon Chase (WBO) d					1703						1733									1803	
Wimbledon (WIM) 6 a					1706						1736									1806	
Wimbledon (WIM) 6 d					1707						1737									1807	
Haydens Road (HYR) d					1710						1740									1810	
Tooting (TOO) d					1713						1743									1813	
Streatham (STE) 4 d			1703	1713	1718				1733	1743	1748				1803	1813	1818				
Tulse Hill (TUH) 4 a			1707	1717	1722				1737	1747	1752				1807	1817	1822				
Tulse Hill (TUH) 4 d			1708	1717	1723	1732			1738	1747	1753	1802			1808	1817	1823	1832			
North Dulwich (NDL) d				1721		1736				1751		1806			1821		1836				
East Dulwich (EDW) d				1723		1738				1753		1808			1823		1838				
Peckham Rye (PMR) 4 d				1726		1741				1756		1811			1826		1841				
Queens Rd Peckham (QRP) d				1728		1743				1758		1813			1828		1843				
South Bermondsey (SBM) d				1731		1746				1801		1816			1831		1846				
London Bridge (LBG) 4 a				1737		1751				1807		1821			1837		1851				
Herne Hill (HNH) 4 d			1712		1727				1742		1757				1812		1827				
Loughborough Jn (LGJ) d			1715		1730				1745		1800				1815		1830				
Elephant & Castle (EPH) d			1719		1734				1749		1804				1819		1834				
London Blackfriars (BFR) 3 a			1724		1739				1754		1809				1824		1839				
City Thameslink (CTK) 3 a			1726		1741				1756		1811				1826		1841				
Farringdon (ZFD) 3 a			1728		1743				1758		1813				1828		1843				
St Pancras International (STP) 15 a			1733		1748				1803		1818				1833		1848				
Balham (BAL) 4 a		1703						1733						1803							
Clapham Junction (CLJ) 10 a	1653	1707					1723	1737					1753	1807							
London Victoria (VIC) 10 a	1702	1715					1732	1745					1802	1815							

NOTES (see introductory pages for explanation of train operator codes and standard symbols)

- a Arrival time  
d Departure time
- B To St Albans City, see table 051  
D From Epsom, see table 162  
F From Dorking, see table 162  
G From Caterham, see table 171  
H From Beckenham Junction, see table 165  
J From Horsham, see table 162

## Sutton and Wimbledon to London via Streatham and Tulse Hill

Saturdays until 3 September

Operator Train ID Days of operation/Notes	SN	SN	TL	SN	TL	SN	SN	SN	TL	SN	TL	SN	SN	SN	TL	SN	TL	SN	TL	SN
	1149 J	2149 D	9V60 B	2J52 G	9O60 B	2H56 H	1151 F	2151 D	9V62 B	2J54 G	9O62 B	2H58 H	1153 J	2153 D	9V64 B	2J56 G	9O64 B	2H60 H		
Sutton (Surrey) (SUO) 4 d	1802	1812	1816		1819		1832	1842	1846		1849		1902	1912	1916		1919			
Carshalton (CSH) d	1805	1815	1819				1835	1845	1849				1905	1915	1919					
Hackbridge (HCB) d		1818	1822					1848	1852					1918	1922					
Mitcham Junction (MIJ) d		1821	1825					1851	1855					1921	1925					
Mitcham Eastfields (MTC) d		1824	1828					1854	1858					1924	1928					
West Sutton (WSU) d					1822						1852								1922	
Sutton Common (SUC) d					1824						1854								1924	
St Helier (SIH) d					1827						1857								1927	
Morden South (MDS) d					1829						1859								1929	
South Merton (SMO) d					1831						1901								1931	
Wimbledon Chase (WBO) d					1833						1903								1933	
Wimbledon (WIM) 6 a					1836						1906								1936	
Wimbledon (WIM) 6 d					1837						1907								1937	
Haydens Road (HYR) d					1840						1910								1940	
Tooting (TOO) d					1843						1913								1943	
Streatham (STE) 4 d			1833	1843	1848				1903	1913	1918				1933	1943	1948			
Tulse Hill (TUH) 4 a			1837	1847	1852				1907	1917	1922				1937	1947	1952			
Tulse Hill (TUH) 4 d			1838	1847	1853	1902			1908	1917	1923	1932			1938	1947	1953	2002		
North Dulwich (NDL) d				1851		1906				1921		1936				1951		2006		
East Dulwich (EDW) d				1853		1908				1923		1938				1953		2008		
Peckham Rye (PMR) 4 d				1856		1911				1926		1941				1956		2011		
Queens Rd Peckham (QRP) d				1858		1913				1928		1943				1958		2013		
South Bermondsey (SBM) d				1901		1916				1931		1946				2001		2016		
London Bridge (LBG) 4 a				1907		1921				1937		1951				2007		2021		
Herne Hill (HNH) 4 d			1842		1857				1912		1927				1942		1957			
Loughborough Jn (LGJ) d			1845		1900				1915		1930				1945		2000			
Elephant & Castle (EPH) d			1849		1904				1919		1934				1949		2004			
London Blackfriars (BFR) 3 a			1854		1909				1924		1939				1954		2009			
City Thameslink (CTK) 3 a			1856		1911				1926		1941				1956		2011			
Farringdon (ZFD) 3 a			1858		1913				1928		1943				1958		2013			
St Pancras International (STP) 15 a			1903		1918				1933		1948				2003		2018			
Balham (BAL) 4 a		1833						1903						1933						
Clapham Junction (CLJ) 10 a	1823	1837					1853	1907					1923	1937						
London Victoria (VIC) 10 a	1832	1845					1902	1915					1932	1945						

NOTES (see introductory pages for explanation of train operator codes and standard symbols)

a Arrival time

d Departure time

B To St Albans City, see table 051

D From Epsom, see table 162

F From Dorking, see table 162

G From Caterham, see table 171

H From Beckenham Junction, see table 165

J From Horsham, see table 162



## Sutton and Wimbledon to London via Streatham and Tulse Hill

Saturdays until 3 September

Operator Train ID Days of operation/Notes	SN	SN	TL	SN	TL	SN	SN	SN	TL	SN	TL	SN	SN	SN	TL	SN	TL	SN	TL	SN	
	1155 F	2155 D	9V66 B	2J58 G	9O66 B	2H62 H	1157 F	2157 D	9V68 B	2J60 G	9O68 B	2H64 H	1159 F	2159 D	9V70 B	2J62 G	9O70 B	2H66 H			
Sutton (Surrey) (SUO) 4 d	1932	1942	1946		1949		2002	2012	2016		2019		2032	2042	2046		2049				
Carshalton (CSH) d	1935	1945	1949				2005	2015	2019				2035	2045	2049						
Hackbridge (HCB) d		1948	1952					2018	2022					2048	2052						
Mitcham Junction (MIJ) d		1951	1955					2021	2025					2051	2055						
Mitcham Eastfields (MTC) d		1954	1958					2024	2028					2054	2058						
West Sutton (WSU) d					1952						2022									2052	
Sutton Common (SUC) d					1954						2024									2054	
St Helier (SIH) d					1957						2027									2057	
Morden South (MDS) d					1959						2029									2059	
South Merton (SMO) d					2001						2031									2101	
Wimbledon Chase (WBO) d					2003						2033									2103	
Wimbledon (WIM) 6 a					2006						2036									2106	
Wimbledon (WIM) 6 d					2007						2037									2107	
Haydens Road (HYR) d					2010						2040									2110	
Tooting (TOO) d					2013						2043									2113	
Streatham (STE) 4 d			2003	2013	2018				2033	2043	2048				2103	2113	2118				
Tulse Hill (TUH) 4 a			2007	2017	2022				2037	2047	2052				2107	2117	2122				
Tulse Hill (TUH) 4 d			2008	2017	2023	2032			2038	2047	2053	2102		2108	2117	2123	2132				
North Dulwich (NDL) d				2021	2036					2051	2106				2121	2136					
East Dulwich (EDW) d				2023	2038					2053	2108				2123	2138					
Peckham Rye (PMR) 4 d				2026	2041					2056	2111				2126	2141					
Queens Rd Peckham (QRP) d				2028	2043					2058	2113				2128	2143					
South Bermondsey (SBM) d				2031	2046					2101	2116				2131	2146					
London Bridge (LBG) 4 a				2037	2051					2107	2121				2137	2151					
Herne Hill (HNH) 4 d			2012		2027				2042		2057				2112	2127					
Loughborough Jn (LGJ) d			2015		2030				2045		2100				2115	2130					
Elephant & Castle (EPH) d			2019		2034				2049		2104				2119	2134					
London Blackfriars (BFR) 3 a			2024		2039				2054		2109				2124	2139					
City Thameslink (CTK) 3 a			2026		2041				2056												
Farringdon (ZFD) 3 a			2028		2043				2058		2113				2128	2143					
St Pancras International (STP) 15 a			2033		2048				2103		2118				2133	2148					
Balham (BAL) 4 a		2003						2033						2103							
Clapham Junction (CLJ) 10 a	1953	2007					2023	2037					2053	2107							
London Victoria (VIC) 10 a	2002	2015					2032	2045					2102	2115							

NOTES (see introductory pages for explanation of train operator codes and standard symbols)

- a Arrival time  
d Departure time
- B To St Albans City, see table 051  
D From Epsom, see table 162  
F From Dorking, see table 162  
G From Caterham, see table 171  
H From Beckenham Junction, see table 165

## Sutton and Wimbledon to London via Streatham and Tulse Hill

Saturdays until 3 September

Operator Train ID Days of operation/Notes	SN	SN	TL	SN	TL	SN	SN	SN	TL	SN	TL	SN	SN	SN	TL	SN	TL	SN
	1161 F	2161 D	9V72 B	2J64 G	9O90 A	2H68 H	1163 F	2163 D	9V90 A	2J66 G	9O92 A	2H70 H	1165 F	2165 D	9V92 A	2J68 G	9O94 A	2H72 H
Sutton (Surrey) (SUO) 4 d	2102	2112	2116		2119		2132	2142	2146		2149		2202	2212	2218		2219	
Carshalton (CSH) d	2105	2115	2119				2135	2145	2149				2205	2215	2221			
Hackbridge (HCB) d		2118	2122					2148	2152					2218	2224			
Mitcham Junction (MIJ) d		2121	2125					2151	2155					2221	2227			
Mitcham Eastfields (MTC) d		2124	2128					2154	2158					2224	2230			
West Sutton (WSU) d					2122						2152							2222
Sutton Common (SUC) d					2124						2154							2224
St Helier (SIH) d					2127						2157							2227
Morden South (MDS) d					2129						2159							2229
South Merton (SMO) d					2131						2201							2231
Wimbledon Chase (WBO) d					2133						2203							2233
Wimbledon (WIM) 6 a					2136						2206							2236
Wimbledon (WIM) 6 d					2137						2207							2241
Haydens Road (HYR) d					2140						2210							2244
Tooting (TOO) d					2143						2213							2247
Streatham (STE) 4 d			2133	2143	2148				2203	2213	2218				2235	2243	2252	
Tulse Hill (TUH) 4 a			2137	2147	2152				2207	2217	2222				2239	2247	2256	
Tulse Hill (TUH) 4 d			2138	2147	2153	2202			2208	2217	2223	2232			2240	2247	2257	2302
North Dulwich (NDL) d				2151		2206				2221		2236				2251		2306
East Dulwich (EDW) d				2153		2208				2223		2238				2253		2308
Peckham Rye (PMR) 4 d				2156		2211				2226		2241				2256		2311
Queens Rd Peckham (QRP) d				2158		2213				2228		2243				2258		2313
South Bermondsey (SBM) d				2201		2216				2231		2246				2301		2316
London Bridge (LBG) 4 a				2207		2221				2237		2252				2307		2323
Herne Hill (HNH) 4 d			2142		2157				2212		2227				2244		2301	
Loughborough Jn (LGJ) d			2145		2200				2215		2230				2247		2304	
Elephant & Castle (EPH) d			2149		2204				2219		2234				2251		2308	
London Blackfriars (BFR) 3 a			2154		2209				2224		2244				2256		2314	
City Thameslink (CTK) 3 a																		
Farringdon (ZFD) 3 a																		
St Pancras International (STP) 15 a			2158		2213				2228		2248				2303		2318	
St Pancras International (STP) 15 a			2203		2218				2233		2253				2307		2323	
Balham (BAL) 4 a		2133						2203						2233				
Clapham Junction (CLJ) 10 a	2123	2137					2153	2207					2223	2237				
London Victoria (VIC) 10 a	2132	2145					2201	2215					2232	2245				

NOTES (see introductory pages for explanation of train operator codes and standard symbols)

- a Arrival time  
d Departure time
- A To Bedford, see table 051  
B To St Albans City, see table 051  
D From Epsom, see table 162  
F From Dorking, see table 162  
G From Caterham, see table 171  
H From Beckenham Junction, see table 165

## Sutton and Wimbledon to London via Streatham and Tulse Hill

Saturdays until 3 September

Operator Train ID Days of operation/Notes	SN	SN	TL	SN	TL	SN	SN	SN	TL	SN	TL
	1167 F	2167 D	9V94 A	2J70 G	9O96 A	2H74 H	1169 F	2169 D	9V96 A	2J72 G	9O98 A
Sutton (Surrey) (SUO) 4 d	2232	2242	2248		2249		2302	2312	2318		2319
Carshalton (CSH) d	2235	2245	2251				2305	2315	2321		
Hackbridge (HCB) d		2248	2254					2318	2324		
Mitcham Junction (MIJ) d		2251	2257					2321	2327		
Mitcham Eastfields (MTC) d		2254	2300					2324	2330		
West Sutton (WSU) d					2252						2322
Sutton Common (SUC) d					2254						2324
St Helier (SIH) d					2257						2327
Morden South (MDS) d					2259						2329
South Merton (SMO) d					2301						2331
Wimbledon Chase (WBO) d					2303						2333
Wimbledon (WIM) 6 a					2306						2336
Wimbledon (WIM) 6 d					2311						2337
Haydens Road (HYR) d					2314						2340
Tooting (TOO) d					2317						2343
Streatham (STE) 4 d			2305	2312	2322				2335	2343	2348
Tulse Hill (TUH) 4 a			2309	2317	2326				2339	2347	2352
Tulse Hill (TUH) 4 d			2310	2317	2327	2332			2340	2347	2352
North Dulwich (NDL) d				2321		2336				2351	
East Dulwich (EDW) d				2323		2338				2353	
Peckham Rye (PMR) 4 d				2326		2341				2356	
Queens Rd Peckham (QRP) d				2328		2343				2358	
South Bermondsey (SBM) d				2331		2346				0002	
London Bridge (LBG) 4 a				2337		2351				0008	
Herne Hill (HNH) 4 d			2314		2334c				2344		2356
Loughborough Jn (LGJ) d			2317		2337				2347		2359
Elephant & Castle (EPH) 3 a			2321		2341				2354e		0004
London Blackfriars (BFR) 3 a			2326		2346				0001		0008
City Thameslink (CTK) 3 a											
Farringdon (ZFD) 3 a			2333		2353				0006		0013
St Pancras International (STP) 15 a			2337		2357				0010		0017
Balham (BAL) 4 a		2303						2333			
Clapham Junction (CLJ) 10 a	2253	2307					2323	2337			
London Victoria (VIC) 10 a	2302	2315					2332	2348			

NOTES (see introductory pages for explanation of train operator codes and standard symbols)

- a Arrival time
- d Departure time
- c Arrives 4 minutes earlier
- e Arrives 3 minutes earlier

- A To Bedford, see table 051
- D From Epsom, see table 162
- F From Dorking, see table 162
- G From Caterham, see table 171
- H From Beckenham Junction, see table 165

## Sutton and Wimbledon to London via Streatham and Tulse Hill

Saturdays from 10 September

Operator Train ID Days of operation/Notes	SN	TL	TL	TL	TL	SN	TL	SN	SN	TL	SN	TL	SN	SN	TL	SN	TL	SN
	2J72 A	9O98 B	9V10 C	9O10 C	9V12 C	2J04 D	9O12 C	2103 E	2H92 F	9V14 C	2J06 A	9O14 C	2105 G	2H94 F	9V16 C	2J08 A	9O16 C	2107 G
Sutton (Surrey) (SUO) 4 d			0546	0549	0616		0619	0642		0646		0649	0712		0716		0719	0742
Carshalton (CSH) d			0549		0619			0645		0649			0715		0719			0745
Hackbridge (HCB) d			0552		0622			0648		0652			0718		0722			0748
Mitcham Junction (MIJ) d			0555		0625			0651		0655			0721		0725			0751
Mitcham Eastfields (MTC) d			0558		0628			0654		0658			0724		0728			0754
West Sutton (WSU) d				0552			0622					0652						0722
Sutton Common (SUC) d				0554			0624					0654						0724
St Helier (SIH) d				0557			0627					0657						0727
Morden South (MDS) d				0559			0629					0659						0729
South Merton (SMO) d				0601			0631					0701						0731
Wimbledon Chase (WBO) d				0603			0633					0703						0733
Wimbledon (WIM) 6 a				0606			0636					0706						0736
Wimbledon (WIM) 6 d				0607			0637					0707						0737
Haydens Road (HYR) d				0610			0640					0710						0740
Tooting (TOO) d				0613			0643					0713						0743
Streatham (STE) 4 d			0603	0618	0633	0643	0648			0703	0713	0718			0733	0743	0748	
Tulse Hill (TUH) 4 a			0607	0622	0637	0647	0652			0707	0717	0722			0737	0747	0752	
Tulse Hill (TUH) 4 d			0608	0623	0638	0647	0652		0702	0708	0717	0723		0732	0738	0747	0753	
North Dulwich (NDL) d						0651			0706		0721			0736		0751		
East Dulwich (EDW) d						0653			0708		0723			0738		0753		
Peckham Rye (PMR) 4 d						0656			0711		0726			0741		0756		
Queens Rd Peckham (QRP) d						0658			0713		0728			0743		0758		
South Bermondsey (SBM) d	0002					0701			0716		0731			0746		0801		
London Bridge (LBG) 4 a	0007					0707			0721		0737			0751		0807		
Herne Hill (HNH) 4 d			0612	0627	0642		0656			0712		0727			0742		0757	
Loughborough Jn (LGJ) d			0615	0630	0645		0700			0715		0730			0745		0800	
Elephant & Castle (EPH) d		0004	0619	0634	0649		0704			0719		0734			0749		0804	
London Blackfriars (BFR) 3 a		0008	0624	0639	0654		0709			0724		0739			0754		0809	
City Thameslink (CTK) 3 a																		
Farringdon (ZFD) 3 a		0013	0628	0643	0658		0713			0728		0743			0758		0813	
St Pancras International (STP) 15 a		0017	0633	0648	0703		0718			0733		0748			0803		0818	
Balham (BAL) 4 a								0703					0733					0803
Clapham Junction (CLJ) 10 a								0707					0737					0807
London Victoria (VIC) 10 a								0715					0745					0815

NOTES (see introductory pages for explanation of train operator codes and standard symbols)

a Arrival time  
d Departure time

A From East Croydon, see table 164  
B To Bedford, see table 170  
C To St Albans City, see table 170  
D From Selhurst, see table 164  
E From Epsom, see table 164  
F From Norwood Junction, see table 165  
G From Dorking, see table 162

## Sutton and Wimbledon to London via Streatham and Tulse Hill

Saturdays from 10 September

Operator Train ID Days of operation/Notes	SN	TL	SN	TL	SN	SN	TL	SN	TL	SN	SN	TL	SN	TL	SN	SN	TL	SN	
	2H12 H	9V18 C	2J10 A	9O18 C	2I09 G	2H14 H	9V20 C	2J12 A	9O20 C	2I11 G	2H16 H	9V22 C	2J14 A	9O22 C	2I13 J	2H18 H	9V24 C	2J16 A	
Sutton (Surrey) (SUO) 4 d		0746		0749	0812		0816		0819	0842		0846		0849	0912		0916		
Carshalton (CSH) d		0749			0815		0819			0845		0849			0915		0919		
Hackbridge (HCB) d		0752			0818		0822			0848		0852			0918		0922		
Mitcham Junction (MIJ) d		0755			0821		0825			0851		0855			0921		0925		
Mitcham Eastfields (MTC) d		0758			0824		0828			0854		0858			0924		0928		
West Sutton (WSU) d				0752					0822					0852					
Sutton Common (SUC) d				0754					0824					0854					
St Helier (SIH) d				0757					0827					0857					
Morden South (MDS) d				0759					0829					0859					
South Merton (SMO) d				0801					0831					0901					
Wimbledon Chase (WBO) d				0803					0833					0903					
Wimbledon (WIM) 6 a				0806					0836					0906					
Wimbledon (WIM) 6 d				0807					0837					0907					
Haydons Road (HYR) d				0810					0840					0910					
Tooting (TOO) d				0813					0843					0913					
Streatham (STE) 4 d		0803	0813	0818			0833	0843	0848			0903	0913	0918			0933	0943	
Tulse Hill (TUH) 4 a		0807	0817	0822			0837	0847	0852			0907	0917	0922			0937	0947	
Tulse Hill (TUH) 4 d	0802	0808	0817	0823			0832	0838	0847	0853		0902	0908	0917	0923		0932	0938	0947
North Dulwich (NDL) d	0806		0821				0836	0851				0906		0921			0936	0951	
East Dulwich (EDW) d	0808		0823				0838	0853				0908		0923			0938	0953	
Peckham Rye (PMR) 4 d	0811		0826				0841	0856				0911		0926			0941	0956	
Queens Rd Peckham (QRP) d	0813		0828				0843	0858				0913		0928			0943	0958	
South Bermondsey (SBM) d	0816		0831				0846	0901				0916		0931			0946	1001	
London Bridge (LBG) 4 a	0821		0837				0851	0907				0921		0937			0951	1007	
Herne Hill (HMH) 4 d		0812		0827			0842		0857			0912		0927			0942		
Loughborough Jn (LGJ) d		0815		0830			0845		0900			0915		0930			0945		
Elephant & Castle (EPH) d		0819		0834			0849		0904			0919		0934			0949		
London Blackfriars (BFR) 3 a		0824		0839			0854		0909			0924		0939			0954		
City Thameslink (CTK) 3 a									0911			0926		0941			0956		
Farringdon (ZFD) 3 a		0828		0843			0858		0913			0928		0943			0958		
St Pancras International (STP) 15 a		0833		0848			0903		0918			0933		0948			1003		
Balham (BAL) 4 a					0833					0903					0933				
Clapham Junction (CLJ) 10 a					0837					0907					0937				
London Victoria (VIC) 10 a					0845					0915					0945				

NOTES (see introductory pages for explanation of train operator codes and standard symbols)

a Arrival time  
d Departure time

A From East Croydon, see table 164  
C To St Albans City, see table 170  
G From Dorking, see table 162  
H From Beckenham Junction, see table 165  
J From Horsham, see table 162

## Sutton and Wimbledon to London via Streatham and Tulse Hill

Saturdays from 10 September

Operator Train ID Days of operation/Notes	TL	SN	SN	TL	SN	TL	SN	SN	TL	SN	TL	SN	SN	TL	SN	TL	SN	TL	SN
	9024 C	2115 G	2H20 H	9V26 C	2J18 A	9026 C	2117 J	2H22 H	9V28 C	2J20 A	9028 C	2119 G	2H24 H	9V30 C	2J22 A	9030 C	2121 J	2H26 H	
Sutton (Surrey) (SUO) 4 d	0919	0942		0946		0949	1012		1016		1019	1042		1046		1049	1112		
Carshalton (CSH) d		0945		0949			1015		1019			1045		1049			1115		
Hackbridge (HCB) d		0948		0952			1018		1022			1048		1052			1118		
Mitcham Junction (MIJ) d		0951		0955			1021		1025			1051		1055			1121		
Mitcham Eastfields (MTC) d		0954		0958			1024		1028			1054		1058			1124		
West Sutton (WSU) d	0922					0952					1022					1052			
Sutton Common (SUC) d	0924					0954					1024					1054			
St Helier (SIH) d	0927					0957					1027					1057			
Morden South (MDS) d	0929					0959					1029					1059			
South Merton (SMO) d	0931					1001					1031					1101			
Wimbledon Chase (WBO) d	0933					1003					1033					1103			
Wimbledon (WIM) 6 a	0936					1006					1036					1106			
Wimbledon (WIM) 6 d	0937					1007					1037					1107			
Haydons Road (HYR) d	0940					1010					1040					1110			
Tooting (TOO) d	0943					1013					1043					1113			
Streatham (STE) 4 d	0948			1003	1013	1018			1033	1043	1048			1103	1113	1118			
Tulse Hill (TUH) 4 a	0952			1007	1017	1022			1037	1047	1052			1107	1117	1122			
Tulse Hill (TUH) 4 d	0953			1002	1008	1017	1023		1032	1038	1047	1053		1102	1108	1117	1123		1132
North Dulwich (NDL) d				1006		1021			1036	1051				1106		1121			1136
East Dulwich (EDW) d				1008		1023			1038	1053				1108		1123			1138
Peckham Rye (PMR) 4 d				1011		1026			1041	1056				1111		1126			1141
Queens Rd Peckham (QRP) d				1013		1028			1043	1058				1113		1128			1143
South Bermondsey (SBM) d				1016		1031			1046	1101				1116		1131			1146
London Bridge (LBG) 4 a				1021		1037			1051	1107				1121		1137			1151
Herne Hill (HNH) 4 d	0957			1012		1027			1042		1057			1112		1127			
Loughborough Jn (LGJ) d	1000			1015		1030			1045		1100			1115		1130			
Elephant & Castle (EPH) 6 d	1004			1019		1034			1049		1104			1119		1134			
London Blackfriars (BFR) 3 a	1009			1024		1039			1054		1109			1124		1139			
City Thameslink (CTK) 3 a	1011			1026		1041			1056		1111			1126		1141			
Farringdon (ZFD) 3 a	1013			1028		1043			1058		1113			1128		1143			
St Pancras International (STP) 15 a	1018			1033		1048			1103		1118			1133		1148			
Balham (BAL) 4 a		1003					1033					1103							1133
Clapham Junction (CLJ) 10 a		1007					1037					1107							1137
London Victoria (VIC) 10 a		1015					1045					1115							1145

NOTES (see introductory pages for explanation of train operator codes and standard symbols)

a Arrival time  
d Departure time

A From East Croydon, see table 164  
C To St Albans City, see table 170  
G From Dorking, see table 162  
H From Beckenham Junction, see table 165  
J From Horsham, see table 162

## Sutton and Wimbledon to London via Streatham and Tulse Hill

Saturdays from 10 September

Operator Train ID Days of operation/Notes	TL	SN	TL	SN	SN	TL	SN	TL	SN	SN	TL	SN	TL	SN	SN	TL	SN	TL		
	9V32 C	2J24 A	9O32 C	2I23 G	2H28 H	9V34 C	2J26 A	9O34 C	2I25 J	2H30 H	9V36 C	2J28 A	9O36 C	2I27 G	2H32 H	9V38 C	2J30 A	9O38 C		
Sutton (Surrey) (SUO)	4 d	1116		1119	1142		1146		1149	1212		1216		1219	1242		1246		1249	
Carshalton (CSH)	d	1119			1145		1149			1215		1219			1245		1249			
Hackbridge (HCB)	d	1122			1148		1152			1218		1222			1248		1252			
Mitcham Junction (MIJ)	d	1125			1151		1155			1221		1225			1251		1255			
Mitcham Eastfields (MTC)	d	1128			1154		1158			1224		1228			1254		1258			
West Sutton (WSU)	d			1122					1152					1222					1252	
Sutton Common (SUC)	d			1124					1154					1224					1254	
St Helier (SIH)	d			1127					1157					1227					1257	
Morden South (MDS)	d			1129					1159					1229					1259	
South Merton (SMO)	d			1131					1201					1231					1301	
Wimbledon Chase (WBO)	d			1133					1203					1233					1303	
Wimbledon (WIM)	6 a			1136					1206					1236					1306	
Wimbledon (WIM)	6 d			1137					1207					1237					1307	
Haydons Road (HYR)	d			1140					1210					1240					1310	
Tooting (TOO)	d			1143					1213					1243					1313	
Streatham (STE)	4 d	1133	1143	1148			1203	1213	1218			1233	1243	1248			1303	1313	1318	
Tulse Hill (TUH)	4 a	1137	1147	1152			1207	1217	1222			1237	1247	1252			1307	1317	1322	
Tulse Hill (TUH)	4 d	1138	1147	1153			1202	1208	1217	1223		1232	1238	1247	1253		1302	1308	1317	1323
North Dulwich (NDL)	d		1151				1206	1221				1236		1251			1306		1321	
East Dulwich (EDW)	d		1153				1208	1223				1238		1253			1308		1323	
Peckham Rye (PMR)	4 d		1156				1211	1226				1241		1256			1311		1326	
Queens Rd Peckham (QRP)	d		1158				1213	1228				1243		1258			1313		1328	
South Bermondsey (SBM)	d		1201				1216	1231				1246		1301			1316		1331	
London Bridge (LBG)	4 a		1207				1221	1237				1251		1307			1321		1337	
Herne Hill (HNH)	4 d	1142		1157			1212		1227			1242		1257			1312		1327	
Loughborough Jn (LGJ)	d	1145		1200			1215		1230			1245		1300			1315		1330	
Elephant & Castle (EPH)	d	1149		1204			1219		1234			1249		1304			1319		1334	
London Blackfriars (BFR)	3 a	1154		1209			1224		1239			1254		1309			1324		1339	
City Thameslink (CTK)	3 a	1156		1211			1226		1241			1256		1311			1326		1341	
Farringdon (ZFD)	3 a	1158		1213			1228		1243			1258		1313			1328		1343	
St Pancras International (STP)	15 a	1203		1218			1233		1248			1303		1318			1333		1348	
Balham (BAL)	4 a				1203					1233					1303					
Clapham Junction (CLJ)	10 a				1207					1237					1307					
London Victoria (VIC)	10 a				1215					1245					1315					

NOTES (see introductory pages for explanation of train operator codes and standard symbols)

a Arrival time  
d Departure time

A From East Croydon, see table 164  
C To St Albans City, see table 170  
G From Dorking, see table 162  
H From Beckenham Junction, see table 165  
J From Horsham, see table 162

## Sutton and Wimbledon to London via Streatham and Tulse Hill

Saturdays from 10 September

Operator Train ID Days of operation/Notes	SN	SN	TL	SN	TL	SN	SN	TL	SN	TL	SN	SN	TL	SN	TL	SN	SN	TL
	2I29 J	2H34 H	9V40 C	2J32 A	9O40 C	2I31 G	2H36 H	9V42 C	2J34 A	9O42 C	2I33 J	2H38 H	9V44 C	2J36 A	9O44 C	2I35 G	2H40 H	9V46 C
Sutton (Surrey) (SUO) 4 d	1312		1316		1319	1342		1346		1349	1412		1416		1419	1442		1446
Carshalton (CSH) d	1315		1319			1345		1349			1415		1419			1445		1449
Hackbridge (HCB) d	1318		1322			1348		1352			1418		1422			1448		1452
Mitcham Junction (MIJ) d	1321		1325			1351		1355			1421		1425			1451		1455
Mitcham Eastfields (MTC) d	1324		1328			1354		1358			1424		1428			1454		1458
West Sutton (WSU) d					1322					1352					1422			
Sutton Common (SUC) d					1324					1354					1424			
St Helier (SIH) d					1327					1357					1427			
Morden South (MDS) d					1329					1359					1429			
South Merton (SMO) d					1331					1401					1431			
Wimbledon Chase (WBO) d					1333					1403					1433			
Wimbledon (WIM) 6 a					1336					1406					1436			
Wimbledon (WIM) 6 d					1337					1407					1437			
Haydons Road (HYR) d					1340					1410					1440			
Tooting (TOO) d					1343					1413					1443			
Streatham (STE) 4 d			1333	1343	1348			1403	1413	1418			1433	1443	1448			1503
Tulse Hill (TUH) 4 a			1337	1347	1352			1407	1417	1422			1437	1447	1452			1507
Tulse Hill (TUH) 4 d		1332	1338	1347	1353		1402	1408	1417	1423		1432	1438	1447	1453		1502	1508
North Dulwich (NDL) d		1336		1351			1406		1421			1436		1451			1506	
East Dulwich (EDW) d		1338		1353			1408		1423			1438		1453			1508	
Peckham Rye (PMR) 4 d		1341		1356			1411		1426			1441		1456			1511	
Queens Rd Peckham (QRP) d		1343		1358			1413		1428			1443		1458			1513	
South Bermondsey (SBM) d		1346		1401			1416		1431			1446		1501			1516	
London Bridge (LBG) 4 a		1351		1407			1421		1437			1451		1507			1521	
Herne Hill (HNH) 4 d			1342		1357			1412		1427			1442		1457			1512
Loughborough Jn (LGJ) d			1345		1400			1415		1430			1445		1500			1515
Elephant & Castle (EPH) d			1349		1404			1419		1434			1449		1504			1519
London Blackfriars (BFR) 3 a			1354		1409			1424		1439			1454		1509			1524
City Thameslink (CTK) 3 a			1356		1411			1426		1441			1456		1511			1526
Farringdon (ZFD) 3 a			1358		1413			1428		1443			1458		1513			1528
St Pancras International (STP) 15 a			1403		1418			1433		1448			1503		1518			1533
Balham (BAL) 4 a	1333					1403					1433					1503		
Clapham Junction (CLJ) 10 a	1337					1407					1437					1507		
London Victoria (VIC) 10 a	1345					1415					1445					1515		

NOTES (see introductory pages for explanation of train operator codes and standard symbols)

a Arrival time  
d Departure time

A From East Croydon, see table 164  
C To St Albans City, see table 170  
G From Dorking, see table 162  
H From Beckenham Junction, see table 165  
J From Horsham, see table 162



## Sutton and Wimbledon to London via Streatham and Tulse Hill

Saturdays from 10 September

Operator Train ID Days of operation/Notes	SN	TL	SN	SN	TL	SN	TL	SN	SN	TL	SN	TL	SN	SN	TL	SN	TL	SN
	2J38 A	9O46 C	2I37 J	2H42 H	9V48 C	2J40 A	9O48 C	2I39 G	2H44 H	9V50 C	2J42 A	9O50 C	2I41 J	2H46 H	9V52 C	2J44 A	9O52 C	2I43 G
Sutton (Surrey) (SUO) 4 d		1449	1512		1516		1519	1542		1546		1549	1612		1616		1619	1642
Carshalton (CSH) d			1515		1519			1545		1549			1615		1619			1645
Hackbridge (HCB) d			1518		1522			1548		1552			1618		1622			1648
Mitcham Junction (MIJ) d			1521		1525			1551		1555			1621		1625			1651
Mitcham Eastfields (MTC) d			1524		1528			1554		1558			1624		1628			1654
West Sutton (WSU) d		1452					1522					1552						1622
Sutton Common (SUC) d		1454					1524					1554						1624
St Helier (SIH) d		1457					1527					1557						1627
Morden South (MDS) d		1459					1529					1559						1629
South Merton (SMO) d		1501					1531					1601						1631
Wimbledon Chase (WBO) d		1503					1533					1603						1633
Wimbledon (WIM) 6 a		1506					1536					1606						1636
Wimbledon (WIM) 6 d		1507					1537					1607						1637
Haydens Road (HYR) d		1510					1540					1610						1640
Tooting (TOO) d		1513					1543					1613						1643
Streatham (STE) 4 d	1513	1518			1533	1543	1548			1603	1613	1618			1633	1643	1648	
Tulse Hill (TUH) 4 a	1517	1522			1537	1547	1552			1607	1617	1622			1637	1647	1652	
Tulse Hill (TUH) 4 d	1517	1523		1532	1538	1547	1553		1602	1608	1617	1623		1632	1638	1647	1653	
North Dulwich (NDL) d	1521			1536		1551			1606		1621			1636		1651		
East Dulwich (EDW) d	1523			1538		1553			1608		1623			1638		1653		
Peckham Rye (PMR) 4 d	1526			1541		1556			1611		1626			1641		1656		
Queens Rd Peckham (QRP) d	1528			1543		1558			1613		1628			1643		1658		
South Bermondsey (SBM) d	1531			1546		1601			1616		1631			1646		1701		
London Bridge (LBG) 4 a	1537			1551		1607			1621		1637			1651		1707		
Herne Hill (HMH) 4 d		1527			1542		1557			1612		1627			1642		1657	
Loughborough Jn (LGJ) d		1530			1545		1600			1615		1630			1645		1700	
Elephant & Castle (EPH) d		1534			1549		1604			1619		1634			1649		1704	
London Blackfriars (BFR) 3 a		1539			1554		1609			1624		1639			1654		1709	
City Thameslink (CTK) 3 a		1541			1556		1611			1626		1641			1656		1711	
Farringdon (ZFD) 3 a		1543			1558		1613			1628		1643			1658		1713	
St Pancras International (STP) 15 a		1548			1603		1618			1633		1648			1703		1718	
Balham (BAL) 4 a			1533					1603					1633					1703
Clapham Junction (CLJ) 10 a			1537					1607					1637					1707
London Victoria (VIC) 10 a			1545					1615					1645					1715

NOTES (see introductory pages for explanation of train operator codes and standard symbols)

a Arrival time  
d Departure time

A From East Croydon, see table 164  
C To St Albans City, see table 170  
G From Dorking, see table 162  
H From Beckenham Junction, see table 165  
J From Horsham, see table 162

## Sutton and Wimbledon to London via Streatham and Tulse Hill

Saturdays from 10 September

Operator Train ID Days of operation/Notes	SN	TL	SN	TL	SN	SN	TL	SN	TL	SN	SN	TL	SN	TL	SN	SN	TL	SN	
	2H48 H	9V54 C	2J46 A	9054 C	2I45 J	2H50 H	9V56 C	2J48 A	9056 C	2I47 G	2H52 H	9V58 C	2J50 A	9058 C	2I49 J	2H54 H	9V60 C	2J52 A	
Sutton (Surrey) (SUO) 4 d		1646		1649	1712		1716		1719	1742		1746		1749	1812		1816		
Carshalton (CSH) d		1649			1715		1719			1745		1749			1815		1819		
Hackbridge (HCB) d		1652			1718		1722			1748		1752			1818		1822		
Mitcham Junction (MIJ) d		1655			1721		1725			1751		1755			1821		1825		
Mitcham Eastfields (MTC) d		1658			1724		1728			1754		1758			1824		1828		
West Sutton (WSU) d				1652					1722					1752					
Sutton Common (SUC) d				1654					1724					1754					
St Helier (SIH) d				1657					1727					1757					
Morden South (MDS) d				1659					1729					1759					
South Merton (SMO) d				1701					1731					1801					
Wimbledon Chase (WBO) d				1703					1733					1803					
Wimbledon (WIM) 6 a				1706					1736					1806					
Wimbledon (WIM) 6 d				1707					1737					1807					
Haydens Road (HYR) d				1710					1740					1810					
Tooting (TOO) d				1713					1743					1813					
Streatham (STE) 4 d		1703	1713	1718			1733	1743	1748			1803	1813	1818			1833	1843	
Tulse Hill (TUH) 4 a		1707	1717	1722			1737	1747	1752			1807	1817	1822			1837	1847	
Tulse Hill (TUH) 4 d	1702	1708	1717	1723			1732	1738	1747	1753		1802	1808	1817	1823		1832	1838	1847
North Dulwich (NDL) d	1706		1721				1736	1751				1806		1821			1836	1851	
East Dulwich (EDW) d	1708		1723				1738	1753				1808		1823			1838	1853	
Peckham Rye (PMR) 4 d	1711		1726				1741	1756				1811		1826			1841	1856	
Queens Rd Peckham (QRP) d	1713		1728				1743	1758				1813		1828			1843	1858	
South Bermondsey (SBM) d	1716		1731				1746	1801				1816		1831			1846	1901	
London Bridge (LBG) 4 a	1721		1737				1751	1807				1821		1837			1851	1907	
Herne Hill (HMH) 4 d		1712		1727			1742		1757			1812		1827			1842		
Loughborough Jn (LGJ) d		1715		1730			1745		1800			1815		1830			1845		
Elephant & Castle (EPH) d		1719		1734			1749		1804			1819		1834			1849		
London Blackfriars (BFR) 3 a		1724		1739			1754		1809			1824		1839			1854		
City Thameslink (CTK) 3 a		1726		1741			1756		1811			1826		1841			1856		
Farringdon (ZFD) 3 a		1728		1743			1758		1813			1828		1843			1858		
St Pancras International (STP) 15 a		1733		1748			1803		1818			1833		1848			1903		
Balham (BAL) 4 a					1733					1803					1833				
Clapham Junction (CLJ) 10 a					1737					1807					1837				
London Victoria (VIC) 10 a					1745					1815					1845				

NOTES (see introductory pages for explanation of train operator codes and standard symbols)

a Arrival time  
d Departure time

A From East Croydon, see table 164  
C To St Albans City, see table 170  
G From Dorking, see table 162  
H From Beckenham Junction, see table 165  
J From Horsham, see table 162

## Sutton and Wimbledon to London via Streatham and Tulse Hill

Saturdays from 10 September

Operator Train ID Days of operation/Notes	TL	SN	SN	TL	SN	TL	SN	SN	TL	SN	TL	SN	SN	TL	SN	TL	SN	TL	SN	
	9060 C	2151 G	2H56 H	9V62 C	2J54 A	9062 C	2153 J	2H58 H	9V64 C	2J56 A	9064 C	2155 G	2H60 H	9V66 C	2J58 A	9066 C	2157 G	9066 C	2157 G	2H62 H
Sutton (Surrey) (SUO) 4 d	1819	1842		1846		1849	1912		1916		1919	1942		1946		1949	2012			
Carshalton (CSH) d		1845		1849			1915		1919			1945		1949			2015			
Hackbridge (HCB) d		1848		1852			1918		1922			1948		1952			2018			
Mitcham Junction (MIJ) d		1851		1855			1921		1925			1951		1955			2021			
Mitcham Eastfields (MTC) d		1854		1858			1924		1928			1954		1958			2024			
West Sutton (WSU) d	1822					1852					1922					1952				
Sutton Common (SUC) d	1824					1854					1924					1954				
St Helier (SIH) d	1827					1857					1927					1957				
Morden South (MDS) d	1829					1859					1929					1959				
South Merton (SMO) d	1831					1901					1931					2001				
Wimbledon Chase (WBO) d	1833					1903					1933					2003				
Wimbledon (WIM) 6 a	1836					1906					1936					2006				
Wimbledon (WIM) 6 d	1837					1907					1937					2007				
Haydens Road (HYR) d	1840					1910					1940					2010				
Tooting (TOO) d	1843					1913					1943					2013				
Streatham (STE) 4 d	1848			1903	1913	1918			1933	1943	1948			2003	2013	2018				
Tulse Hill (TUH) 4 a	1852			1907	1917	1922			1937	1947	1952			2007	2017	2022				
Tulse Hill (TUH) 4 d	1853			1902	1908	1917	1923		1932	1938	1947	1953		2002	2008	2017	2023			2032
North Dulwich (NDL) d				1906		1921			1936	1951				2006		2021				2036
East Dulwich (EDW) d				1908		1923			1938	1953				2008		2023				2038
Peckham Rye (PMR) 4 d				1911		1926			1941	1956				2011		2026				2041
Queens Rd Peckham (QRP) d				1913		1928			1943	1958				2013		2028				2043
South Bermondsey (SBM) d				1916		1931			1946	2001				2016		2031				2046
London Bridge (LBG) 4 a				1921		1937			1951	2007				2021		2037				2051
Herne Hill (HNH) 4 d	1857			1912		1927			1942		1957			2012		2027				
Loughborough Jn (LGJ) d	1900			1915		1930			1945		2000			2015		2030				
Elephant & Castle (EPH) d	1904			1919		1934			1949		2004			2019		2034				
London Blackfriars (BFR) 3 a	1909			1924		1939			1954		2009			2024		2039				
City Thameslink (CTK) 3 a	1911			1926		1941			1956		2011			2026		2041				
Farringdon (ZFD) 3 a	1913			1928		1943			1958		2013			2028		2043				
St Pancras International (STP) 15 a	1918			1933		1948			2003		2018			2033		2048				
Balham (BAL) 4 a		1903					1933					2003								2033
Clapham Junction (CLJ) 10 a		1907					1937					2007								2037
London Victoria (VIC) 10 a		1915					1945					2015								2045

NOTES (see introductory pages for explanation of train operator codes and standard symbols)

a Arrival time  
d Departure time

A From East Croydon, see table 164  
C To St Albans City, see table 170  
G From Dorking, see table 162  
H From Beckenham Junction, see table 165  
J From Horsham, see table 162

## Sutton and Wimbledon to London via Streatham and Tulse Hill

Saturdays from 10 September

Operator Train ID Days of operation/Notes	TL	SN	TL	SN	SN	TL	SN	TL	SN	SN	TL	SN	TL	SN	TL	SN	TL	SN
	9V68 C	2J60 A	9O68 C	2I59 G	2H64 H	9V70 C	2J62 A	9O70 C	2I61 G	2H66 H	9V72 C	2J64 A	9O90 B	2I63 G	9V90 B	2J66 A	9O92 B	2I65 G
Sutton (Surrey) (SUO) 4 d	2016		2019	2042		2046		2049	2112		2116		2119	2142	2146		2149	2212
Carshalton (CSH) d	2019			2045		2049			2115		2119			2145	2149			2215
Hackbridge (HCB) d	2022			2048		2052			2118		2122			2148	2152			2218
Mitcham Junction (MIJ) d	2025			2051		2055			2121		2125			2151	2155			2221
Mitcham Eastfields (MTC) d	2028			2054		2058			2124		2128			2154	2158			2224
West Sutton (WSU) d			2022					2052					2122					2152
Sutton Common (SUC) d			2024					2054					2124					2154
St Helier (SIH) d			2027					2057					2127					2157
Morden South (MDS) d			2029					2059					2129					2159
South Merton (SMO) d			2031					2101					2131					2201
Wimbledon Chase (WBO) d			2033					2103					2133					2203
Wimbledon (WIM) 6 a			2036					2106					2136					2206
Wimbledon (WIM) 6 d			2037					2107					2137					2207
Haydons Road (HYR) d			2040					2110					2140					2210
Tooting (TOO) d			2043					2113					2143					2213
Streatham (STE) 4 d	2033	2043	2048			2103	2113	2118			2133	2143	2148		2203	2213	2218	
Tulse Hill (TUH) 4 a	2037	2047	2052			2107	2117	2122			2137	2147	2152		2207	2217	2222	
Tulse Hill (TUH) 4 d	2038	2047	2053			2102	2108	2117	2123		2132	2138	2147	2153		2208	2217	2223
North Dulwich (NDL) d		2051				2106	2121	2121			2136	2151						2221
East Dulwich (EDW) d		2053				2108	2123	2123			2138	2153						2223
Peckham Rye (PMR) 4 d		2056				2111	2126	2126			2141	2156						2226
Queens Rd Peckham (QRP) d		2058				2113	2128	2128			2143	2158						2228
South Bermondsey (SBM) d		2101				2116	2131	2131			2146	2201						2231
London Bridge (LBG) 4 a		2107				2121	2137	2137			2151	2206						2237
Herne Hill (HNH) 4 d	2042		2057			2112		2127			2142		2157		2212			2227
Loughborough Jn (LGJ) d	2045		2100			2115		2130			2145		2200		2215			2230
Elephant & Castle (EPH) d	2049		2104			2119		2134			2149		2204		2219			2234
London Blackfriars (BFR) 3 a	2054		2109			2124		2139			2154		2209		2224			2244
City Thameslink (CTK) 3 a	2056																	
Farringdon (ZFD) 3 a	2058		2113			2128		2143			2158		2213		2228			2248
St Pancras International (STP) 15 a	2103		2118			2133		2148			2203		2218		2233			2253
Balham (BAL) 4 a				2103					2133					2203				2233
Clapham Junction (CLJ) 10 a				2107					2137					2207				2237
London Victoria (VIC) 10 a				2115					2145					2215				2245

NOTES (see introductory pages for explanation of train operator codes and standard symbols)

- a Arrival time  
d Departure time
- A From East Croydon, see table 164  
B To Bedford, see table 170  
C To St Albans City, see table 170  
G From Dorking, see table 162  
H From Beckenham Junction, see table 165

## Sutton and Wimbledon to London via Streatham and Tulse Hill

Saturdays from 10 September

Operator Train ID Days of operation/Notes	SN	TL	SN	TL	SN	TL	SN	TL	SN	TL	SN	TL	SN	TL
	2H70 H	9V92 B	2J68 A	9O94 B	2I67 G	9V94 B	2J70 A	9O96 B	2H74 H	9V96 B	2J72 A	9O98 B		
Sutton (Surrey) (SUO) 4 d		2218		2219	2242	2248		2249		2318		2319		
Carshalton (CSH) d		2221			2245	2251				2321				
Hackbridge (HCB) d		2224			2248	2254				2324				
Mitcham Junction (MIJ) d		2227			2251	2257				2327				
Mitcham Eastfields (MTC) d		2230			2254	2300				2330				
West Sutton (WSU) d				2222				2252				2322		
Sutton Common (SUC) d				2224				2254				2324		
St Helier (SIH) d				2227				2257				2327		
Morden South (MDS) d				2229				2259				2329		
South Merton (SMO) d				2231				2301				2331		
Wimbledon Chase (WBO) d				2233				2303				2333		
Wimbledon (WIM) 6 a				2236				2306				2336		
Wimbledon (WIM) 6 d				2241				2311				2337		
Haydens Road (HYR) d				2244				2314				2340		
Tooting (TOO) d				2247				2317				2343		
Streatham (STE) 4 d		2235	2243	2252		2305	2312	2322		2335	2343	2348		
Tulse Hill (TUH) 4 a		2239	2247	2256		2309	2317	2326		2339	2347	2352		
Tulse Hill (TUH) 4 d	2232	2240	2247	2257		2310	2317	2327	2332	2340	2347	2352		
North Dulwich (NDL) d	2236		2251				2321		2336		2351			
East Dulwich (EDW) d	2238		2253				2323		2338		2353			
Peckham Rye (PMR) 4 d	2241		2256				2326		2341		2356			
Queens Rd Peckham (QRP) d	2243		2258				2328		2343		2358			
South Bermondsey (SBM) d	2246		2301				2331		2346		0002			
London Bridge (LBG) 4 a	2252		2307				2337		2351		0008			
Herne Hill (HNH) 4 d		2244		2301		2314		2334c		2344		2356		
Loughborough Jn (LGJ) d		2247		2304		2317		2337		2347		2359		
Elephant & Castle (EPH) 3 a		2251		2308		2321		2341		2354e		0004		
London Blackfriars (BFR) 3 a		2256		2314		2326		2346		0001		0008		
City Thameslink (CTK) 3 a														
Farringdon (ZFD) 3 a		2303		2318		2333		2353		0006		0013		
St Pancras International (STP) 15 a		2307		2323		2337		2357		0010		0017		
Balham (BAL) 4 a					2303									
Clapham Junction (CLJ) 10 a					2307									
London Victoria (VIC) 10 a					2315									

NOTES (see introductory pages for explanation of train operator codes and standard symbols)

- a Arrival time
- d Departure time
- c Arrives 4 minutes earlier
- e Arrives 3 minutes earlier

- A From East Croydon, see table 164
- B To Bedford, see table 170
- G From Dorking, see table 162
- H From Beckenham Junction, see table 165

## Sutton and Wimbledon to London via Streatham and Tulse Hill

**Sundays** until 28 August

Operator Train ID Days of operation/Notes	SN	TL	SN	SN	SN	SN	SN	SN	SN	SN	SN	SN	SN	SN	SN	SN	SN	SN	SN	
	2J72 A	9098 B	2J06 C	2105 D	2H08 E	2J08 C	2H10 E	2191 F	2J10 C	2109 D	2H12 E	2J12 C	1111 F	2111 D	2H14 E	2J14 C	1113 F	2H16 E		
Sutton (Surrey) (SUO) 4 d				0714				0744		0812			0830	0842				0900		
Carshalton (CSH) d				0717				0747		0815			0834	0845				0904		
Hackbridge (HCB) d				0720				0750		0818				0848						
Mitcham Junction (MIJ) d				0724				0754		0821				0851						
Mitcham Eastfields (MTC) d				0727				0757		0824				0854						
West Sutton (WSU) d																				
Sutton Common (SUC) d																				
St Helier (SIH) d																				
Morden South (MDS) d																				
South Merton (SMO) d																				
Wimbledon Chase (WBO) d																				
Wimbledon (WIM) 6 a																				
Wimbledon (WIM) 6 d																				
Haydens Road (HYR) d																				
Tooting (TOO) d																				
Streatham (STE) 4 d			0659			0729			0800			0829				0859				
Tulse Hill (TUH) 4 a			0702			0732			0803			0832				0902				
Tulse Hill (TUH) 4 d			0703		0720	0733	0743		0804		0813	0833			0843	0903			0913	
North Dulwich (NDL) d			0706		0723	0736	0747		0807		0817	0836			0847	0906			0917	
East Dulwich (EDW) d			0708		0725	0738	0749		0809		0819	0838			0849	0908			0919	
Peckham Rye (PMR) 4 d			0711		0729	0742	0753		0812		0823	0841			0853	0911			0923	
Queens Rd Peckham (QRP) d			0713		0731	0744	0755		0814		0825	0843			0855	0913			0925	
South Bermondsey (SBM) d	0002		0717		0733	0747	0759		0817		0829	0847			0859	0917			0929	
London Bridge (LBG) 4 a	0008		0722		0739	0752	0804		0822		0834	0853			0907	0923			0934	
Herne Hill (HNH) 4 d																				
Loughborough Jn (LGJ) d																				
Elephant & Castle (EPH) d		0004																		
London Blackfriars (BFR) 3 a		0008																		
City Thameslink (CTK) 3 a																				
Farringdon (ZFD) 3 a																				
St Pancras International (STP) 15 a		0013																		
St Pancras International (STP) 15 a		0017																		
Balham (BAL) 4 a				0735				0805		0834				0902						
Clapham Junction (CLJ) 10 a				0740				0810		0841			0853	0907					0923	
London Victoria (VIC) 10 a				0748				0819		0849			0902	0915					0932	

**NOTES** (see introductory pages for explanation of train operator codes and standard symbols)

a Arrival time

d Departure time

A From Caterham, see table 172

B To Bedford, see table 051

C From East Croydon, see table 164

D From Epsom, see table 162

E From Crystal Palace, see table 165

F From Dorking, see table 162

## Sutton and Wimbledon to London via Streatham and Tulse Hill

**Sundays** until 28 August

Operator Train ID Days of operation/Notes	SN	SN	TL	SN	SN	SN	SN	TL	SN	SN	SN	SN	TL	SN	SN	SN	SN	TL
	2J16 C	2H18 E	9O24 G	2I13 D	1115 F	2J18 C	2H20 E	9O26 G	2115 D	1117 F	2J20 C	2H22 E	9O28 G	2117 D	1119 F	2J22 C	2119 D	9V96
Sutton (Surrey) (SUO) 4 d			0909	0912	0930			0939	0942	1000			1009	1012	1030		1042	1046
Carshalton (CSH) d				0916	0934				0946	1004				1016	1034		1045	1049
Hackbridge (HCB) d				0918					0948					1018			1048	1052
Mitcham Junction (MIJ) d				0921					0951					1021			1051	1055
Mitcham Eastfields (MTC) d				0925					0955					1025			1054	1058
West Sutton (WSU) d			0912					0942					1012					
Sutton Common (SUC) d			0914					0944					1014					
St Helier (SIH) d			0917					0947					1017					
Morden South (MDS) d			0919					0949					1019					
South Merton (SMO) d			0921					0951					1021					
Wimbledon Chase (WBO) d			0923					0953					1023					
Wimbledon (WIM) 6 a			0927					0957					1027					
Wimbledon (WIM) 6 d			0927					0957					1027					
Haydons Road (HYR) d			0930					1000					1030					
Tooting (TOO) d			0933					1003					1033					
Streatham (STE) 4 d	0929		0938			0959		1008			1029		1038			1059		1103
Tulse Hill (TUH) 4 a	0932		0942			1002		1012			1032		1042			1102		1107
Tulse Hill (TUH) 4 d	0933	0943	0942			1003	1013	1012			1033	1043	1042			1103		1107
North Dulwich (NDL) d	0936	0947				1006	1017				1036	1047				1106		
East Dulwich (EDW) d	0938	0949				1008	1019				1038	1049				1108		
Peckham Rye (PMR) 4 d	0941	0953				1011	1023				1041	1053				1111		
Queens Rd Peckham (QRP) d	0943	0955				1013	1025				1043	1055				1113		
South Bermondsey (SBM) d	0947	0959				1017	1029				1047	1059				1117		
London Bridge (LBG) 4 a	0952	1004				1022	1034				1052	1104				1122		
Herne Hill (HNH) 4 d			0946					1016					1046					1111
Loughborough Jn (LGJ) d			0949					1019					1049					1114
Elephant & Castle (EPH) d			0954					1024					1054					1119
London Blackfriars (BFR) 3 a			0958					1028					1058					1123
City Thameslink (CTK) 3 a																		
Farringdon (ZFD) 3 a								1033					1103					
St Pancras International (STP) 15 a			1003					1037					1107					
Balham (BAL) 4 a				0932					1002					1032				1102
Clapham Junction (CLJ) 10 a				0937	0953				1007	1023				1037	1053			1107
London Victoria (VIC) 10 a				0945	1002				1015	1032				1045	1102			1115

**NOTES** (see introductory pages for explanation of train operator codes and standard symbols)

- a Arrival time  
d Departure time
- C From East Croydon, see table 164  
D From Epsom, see table 162  
E From Crystal Palace, see table 165  
F From Dorking, see table 162  
G To Luton, see table 051

## Sutton and Wimbledon to London via Streatham and Tulse Hill

**Sundays** until 28 August

Operator Train ID Days of operation/Notes	SN	TL	SN	SN	SN	TL	SN	TL	SN	SN	SN	TL	SN	TL	SN	SN	SN	TL
	2H24 E	9030 G	1121 F	2121 D	2J24 C	9V32 H	2H26 E	9032 G	1123 F	2123 D	2J26 C	9V34 H	2H28 E	9034 G	1125 F	2125 D	2J28 C	9V36 H
Sutton (Surrey) (SUO) 4 d		1039	1100	1112		1116		1119	1130	1142		1146		1149	1200	1212		1216
Carshalton (CSH) d			1104	1115		1119			1134	1145		1149			1204	1215		1219
Hackbridge (HCB) d				1118		1122				1148		1152				1218		1222
Mitcham Junction (MIJ) d				1121		1125				1151		1155				1221		1225
Mitcham Eastfields (MTC) d				1124		1128				1154		1158				1224		1228
West Sutton (WSU) d		1042						1122						1152				
Sutton Common (SUC) d		1044						1124						1154				
St Helier (SIH) d		1047						1127						1157				
Morden South (MDS) d		1049						1129						1159				
South Merton (SMO) d		1051						1131						1201				
Wimbledon Chase (WBO) d		1053						1133						1203				
Wimbledon (WIM) 6 a		1057						1136						1206				
Wimbledon (WIM) 6 d		1057						1137						1207				
Haydens Road (HYR) d		1100						1139						1209				
Tooting (TOO) d		1103						1143						1213				
Streatham (STE) 4 d		1108			1129	1133		1147			1159	1203		1217			1229	1233
Tulse Hill (TUH) 4 a		1112			1132	1137		1151			1202	1207		1221			1232	1237
Tulse Hill (TUH) 4 d	1113	1112			1133	1137	1143	1152			1203	1207	1213	1222			1233	1237
North Dulwich (NDL) d	1117				1136	1147					1206	1217					1236	
East Dulwich (EDW) d	1119				1138	1149					1208	1219					1238	
Peckham Rye (PMR) 4 d	1123				1141	1153					1211	1223					1241	
Queens Rd Peckham (QRP) d	1125				1143	1155					1213	1225					1243	
South Bermondsey (SBM) d	1129				1147	1159					1217	1229					1247	
London Bridge (LBG) 4 a	1134				1152	1204					1222	1234					1252	
Herne Hill (HNH) 4 d		1116				1141		1156				1211		1226				1241
Loughborough Jn (LGJ) d		1119				1144		1159				1214		1229				1244
Elephant & Castle (EPH) d		1124				1149		1204				1219		1234				1249
London Blackfriars (BFR) 3 a		1128				1153		1208				1223		1238				1253
City Thameslink (CTK) 3 a																		
Farringdon (ZFD) 3 a		1133				1158		1213				1228		1243				1258
St Pancras International (STP) 15 a		1137				1202		1217				1232		1247				1302
Balham (BAL) 4 a				1132						1202						1232		
Clapham Junction (CLJ) 10 a			1123	1137					1153	1207					1223	1237		
London Victoria (VIC) 10 a			1132	1145					1202	1215					1232	1245		

**NOTES** (see introductory pages for explanation of train operator codes and standard symbols)

- a Arrival time  
d Departure time
- C From East Croydon, see table 164  
D From Epsom, see table 162  
E From Crystal Palace, see table 165  
F From Dorking, see table 162  
G To Luton, see table 051  
H To St Albans City, see table 051



## Sutton and Wimbledon to London via Streatham and Tulse Hill

**Sundays** until 28 August

Operator Train ID Days of operation/Notes	SN	TL	SN	SN	SN	TL	SN	TL	SN	SN	SN	TL	SN	TL	SN	SN	SN	TL
	2H30 E	9O36 G	1I27 F	2I27 D	2J30 C	9V38 H	2H32 E	9O38 G	1I29 F	2I29 D	2J32 C	9V40 H	2H34 E	9O40 G	1I31 F	2I31 D	2J34 C	9V42 H
Sutton (Surrey) (SUO) 4 d		1219	1230	1242		1246		1249	1300	1312		1316		1319	1330	1342		1346
Carshalton (CSH) d			1234	1245		1249			1304	1315		1319			1334	1345		1349
Hackbridge (HCB) d				1248		1252				1318		1322				1348		1352
Mitcham Junction (MIJ) d				1251		1255				1321		1325				1351		1355
Mitcham Eastfields (MTC) d				1254		1258				1324		1328				1354		1358
West Sutton (WSU) d		1222						1252						1322				
Sutton Common (SUC) d		1224						1254						1324				
St Helier (SIH) d		1227						1257						1327				
Morden South (MDS) d		1229						1259						1329				
South Merton (SMO) d		1231						1301						1331				
Wimbledon Chase (WBO) d		1233						1303						1333				
Wimbledon (WIM) 6 a		1236						1306						1336				
Wimbledon (WIM) 6 d		1237						1307						1337				
Haydens Road (HYR) d		1239						1309						1339				
Tooting (TOO) d		1243						1313						1343				
Streatham (STE) 4 d		1247			1259	1303		1317			1329	1333		1347			1359	1403
Tulse Hill (TUH) 4 a		1251			1302	1307		1321			1332	1337		1351			1402	1407
Tulse Hill (TUH) 4 d	1243	1252			1303	1307	1313	1322			1333	1337	1343	1352			1403	1407
North Dulwich (NDL) d	1247				1306	1317					1336	1347					1406	
East Dulwich (EDW) d	1249				1308	1319					1338	1349					1408	
Peckham Rye (PMR) 4 d	1253				1311	1323					1341	1353					1411	
Queens Rd Peckham (QRP) d	1255				1313	1325					1343	1355					1413	
South Bermondsey (SBM) d	1259				1317	1329					1347	1359					1417	
London Bridge (LBG) 4 a	1304				1322	1334					1352	1404					1422	
Herne Hill (HNH) 4 d		1256				1311		1326				1341		1356				1411
Loughborough Jn (LGJ) d		1259				1314		1329				1344		1359				1414
Elephant & Castle (EPH) d		1304				1319		1334				1349		1404				1419
London Blackfriars (BFR) 3 a		1308				1323		1338				1353		1408				1423
City Thameslink (CTK) 3 a																		
Farringdon (ZFD) 3 a		1313				1328		1343				1358		1413				1428
St Pancras International (STP) 15 a		1317				1332		1347				1402		1417				1432
Balham (BAL) 4 a				1302						1332						1402		
Clapham Junction (CLJ) 10 a			1253	1307					1323	1337					1353	1407		
London Victoria (VIC) 10 a			1302	1315					1332	1345					1402	1415		

**NOTES** (see introductory pages for explanation of train operator codes and standard symbols)

- a Arrival time  
d Departure time
- C From East Croydon, see table 164  
D From Epsom, see table 162  
E From Crystal Palace, see table 165  
F From Dorking, see table 162  
G To Luton, see table 051  
H To St Albans City, see table 051

## Sutton and Wimbledon to London via Streatham and Tulse Hill

**Sundays** until 28 August

Operator Train ID Days of operation/Notes	SN	TL	SN	SN	SN	TL	SN	TL	SN	SN	SN	TL	SN	TL	SN	SN	SN	TL
	2H36 E	9O42 G	1133 F	2I33 D	2J36 C	9V44 H	2H38 E	9O44 G	1135 F	2I35 D	2J38 C	9V46 H	2H40 E	9O46 G	1137 F	2I37 D	2J40 C	9V48 H
Sutton (Surrey) (SUO) 4 d		1349	1400	1412		1416		1419	1430	1442		1446		1449	1500	1512		1516
Carshalton (CSH) d			1404	1415		1419			1434	1445		1449			1504	1515		1519
Hackbridge (HCB) d				1418		1422				1448		1452				1518		1522
Mitcham Junction (MIJ) d				1421		1425				1451		1455				1521		1525
Mitcham Eastfields (MTC) d				1424		1428				1454		1458				1524		1528
West Sutton (WSU) d		1352						1422						1452				
Sutton Common (SUC) d		1354						1424						1454				
St Helier (SIH) d		1357						1427						1457				
Morden South (MDS) d		1359						1429						1459				
South Merton (SMO) d		1401						1431						1501				
Wimbledon Chase (WBO) d		1403						1433						1503				
Wimbledon (WIM) 6 a		1406						1436						1506				
Wimbledon (WIM) 6 d		1407						1437						1507				
Haydens Road (HYR) d		1409						1439						1509				
Tooting (TOO) d		1413						1443						1513				
Streatham (STE) 4 d		1417			1429	1433		1447			1459	1503		1517			1529	1533
Tulse Hill (TUH) 4 a		1421			1432	1437		1451			1502	1507		1521			1532	1537
Tulse Hill (TUH) 4 d	1413	1422			1433	1437	1443	1452			1503	1507	1513	1522			1533	1537
North Dulwich (NDL) d	1417				1436	1447					1506	1517					1536	
East Dulwich (EDW) d	1419				1438	1449					1508	1519					1538	
Peckham Rye (PMR) 4 d	1423				1441	1453					1511	1523					1541	
Queens Rd Peckham (QRP) d	1425				1443	1455					1513	1525					1543	
South Bermondsey (SBM) d	1429				1447	1459					1517	1529					1547	
London Bridge (LBG) 4 a	1434				1452	1504					1522	1534					1552	
Herne Hill (HNH) 4 d		1426				1441		1456				1511		1526				1541
Loughborough Jn (LGJ) d		1429				1444		1459				1514		1529				1544
Elephant & Castle (EPH) d		1434				1449		1504				1519		1534				1549
London Blackfriars (BFR) 3 a		1438				1453		1508				1523		1538				1553
City Thameslink (CTK) 3 a																		
Farringdon (ZFD) 3 a		1443				1458		1513				1528		1543				1558
St Pancras International (STP) 15 a		1447				1502		1517				1532		1547				1602
Balham (BAL) 4 a				1432						1502						1532		
Clapham Junction (CLJ) 10 a			1423	1437					1453	1507					1523	1537		
London Victoria (VIC) 10 a			1432	1445					1502	1515					1532	1545		

**NOTES** (see introductory pages for explanation of train operator codes and standard symbols)

- a Arrival time  
d Departure time
- C From East Croydon, see table 164  
D From Epsom, see table 162  
E From Crystal Palace, see table 165  
F From Dorking, see table 162  
G To Luton, see table 051  
H To St Albans City, see table 051

## Sutton and Wimbledon to London via Streatham and Tulse Hill

**Sundays** until 28 August

Operator Train ID Days of operation/Notes	SN	TL	SN	SN	SN	TL	SN	TL	SN	SN	SN	TL	SN	TL	SN	SN	SN	TL
	2H42 E	9O48 G	1139 F	2I39 D	2J42 C	9V50 H	2H44 E	9O50 G	1141 F	2I41 D	2J44 C	9V52 H	2H46 E	9O52 G	1143 F	2I43 D	2J46 C	9V54 H
Sutton (Surrey) (SUO) 4 d		1519	1530	1542		1546		1549	1600	1612		1616		1619	1630	1642		1646
Carshalton (CSH) d			1534	1545		1549			1604	1615		1619			1634	1645		1649
Hackbridge (HCB) d				1548		1552				1618		1622				1648		1652
Mitcham Junction (MIJ) d				1551		1555				1621		1625				1651		1655
Mitcham Eastfields (MTC) d				1554		1558				1624		1628				1654		1658
West Sutton (WSU) d		1522						1552						1622				
Sutton Common (SUC) d		1524						1554						1624				
St Helier (SIH) d		1527						1557						1627				
Morden South (MDS) d		1529						1559						1629				
South Merton (SMO) d		1531						1601						1631				
Wimbledon Chase (WBO) d		1533						1603						1633				
Wimbledon (WIM) 6 a		1536						1606						1636				
Wimbledon (WIM) 6 d		1537						1607						1637				
Haydens Road (HYR) d		1539						1609						1639				
Tooting (TOO) d		1543						1613						1643				
Streatham (STE) 4 d		1547			1559	1603		1617			1629	1633		1647			1659	1703
Tulse Hill (TUH) 4 a		1551			1602	1607		1621			1632	1637		1651			1702	1707
Tulse Hill (TUH) 4 d	1543	1552			1603	1607	1613	1622			1633	1637	1643	1652			1703	1707
North Dulwich (NDL) d	1547				1606	1617					1636	1647					1706	
East Dulwich (EDW) d	1549				1608	1619					1638	1649					1708	
Peckham Rye (PMR) 4 d	1553				1611	1623					1641	1653					1711	
Queens Rd Peckham (QRP) d	1555				1613	1625					1643	1655					1713	
South Bermondsey (SBM) d	1559				1617	1629					1647	1659					1717	
London Bridge (LBG) 4 a	1604				1622	1634					1652	1704					1722	
Herne Hill (HNH) 4 d		1556				1611		1626				1641		1656				1711
Loughborough Jn (LGJ) d		1559				1614		1629				1644		1659				1714
Elephant & Castle (EPH) d		1604				1619		1634				1649		1704				1719
London Blackfriars (BFR) 3 a		1608				1623		1638				1653		1708				1723
City Thameslink (CTK) 3 a																		
Farringdon (ZFD) 3 a		1613				1628		1643				1658		1713				1728
St Pancras International (STP) 15 a		1617				1632		1647				1702		1717				1732
Balham (BAL) 4 a				1602						1632						1702		
Clapham Junction (CLJ) 10 a			1553	1607					1623	1637					1653	1707		
London Victoria (VIC) 10 a			1602	1615					1632	1645					1702	1715		

**NOTES** (see introductory pages for explanation of train operator codes and standard symbols)

- a Arrival time  
d Departure time
- C From East Croydon, see table 164  
D From Epsom, see table 162  
E From Crystal Palace, see table 165  
F From Dorking, see table 162  
G To Luton, see table 051  
H To St Albans City, see table 051

## Sutton and Wimbledon to London via Streatham and Tulse Hill

**Sundays** until 28 August

Operator Train ID Days of operation/Notes	SN	TL	SN	SN	SN	TL	SN	TL	SN	SN	SN	TL	SN	TL	SN	SN	SN	TL
	2H48 E	9O54 G	1145 F	2145 D	2J48 C	9V56 H	2H50 E	9O56 G	1147 F	2147 D	2J50 C	9V58 H	2H52 E	9O58 G	1149 F	2149 D	2J52 C	9V60 H
Sutton (Surrey) (SUO) 4 d		1649	1700	1712		1716		1719	1730	1742		1746		1749	1800	1812		1816
Carshalton (CSH) d			1704	1715		1719			1734	1745		1749			1804	1815		1819
Hackbridge (HCB) d				1718		1722				1748		1752				1818		1822
Mitcham Junction (MIJ) d				1721		1725				1751		1755				1821		1825
Mitcham Eastfields (MTC) d				1724		1728				1754		1758				1824		1828
West Sutton (WSU) d		1652						1722						1752				
Sutton Common (SUC) d		1654						1724						1754				
St Helier (SIH) d		1657						1727						1757				
Morden South (MDS) d		1659						1729						1759				
South Merton (SMO) d		1701						1731						1801				
Wimbledon Chase (WBO) d		1703						1733						1803				
Wimbledon (WIM) 6 a		1706						1736						1806				
Wimbledon (WIM) 6 d		1707						1737						1807				
Haydens Road (HYR) d		1709						1739						1809				
Tooting (TOO) d		1713						1743						1813				
Streatham (STE) 4 d		1717			1729	1733		1747		1759	1803		1817			1829	1833	
Tulse Hill (TUH) 4 a		1721			1732	1737		1751		1802	1807		1821			1832	1837	
Tulse Hill (TUH) 4 d	1713	1722			1733	1737	1743	1752		1803	1807	1813	1822			1833	1837	
North Dulwich (NDL) d	1717				1736	1747				1806	1817					1836		
East Dulwich (EDW) d	1719				1738	1749				1808	1819					1838		
Peckham Rye (PMR) 4 d	1723				1741	1753				1811	1823					1841		
Queens Rd Peckham (QRP) d	1725				1743	1755				1813	1825					1843		
South Bermondsey (SBM) d	1729				1747	1759				1817	1829					1847		
London Bridge (LBG) 4 a	1734				1752	1804				1822	1834					1852		
Herne Hill (HNH) 4 d		1726				1741		1756				1811		1826				1841
Loughborough Jn (LGJ) d		1729				1744		1759				1814		1829				1844
Elephant & Castle (EPH) d		1734				1749		1804				1819		1834				1849
London Blackfriars (BFR) 3 a		1738				1753		1808				1823		1838				1853
City Thameslink (CTK) 3 a																		
Farringdon (ZFD) 3 a		1743				1758		1813				1828		1843				1858
St Pancras International (STP) 15 a		1747				1802		1817				1832		1847				1902
Balham (BAL) 4 a				1732						1802						1832		
Clapham Junction (CLJ) 10 a			1723	1737					1753	1807					1823	1837		
London Victoria (VIC) 10 a			1732	1745					1802	1815					1832	1845		

**NOTES** (see introductory pages for explanation of train operator codes and standard symbols)

- a Arrival time  
d Departure time
- C From East Croydon, see table 164  
D From Epsom, see table 162  
E From Crystal Palace, see table 165  
F From Dorking, see table 162  
G To Luton, see table 051  
H To St Albans City, see table 051

## Sutton and Wimbledon to London via Streatham and Tulse Hill

**Sundays** until 28 August

Operator Train ID Days of operation/Notes	SN	TL	SN	SN	SN	TL	SN	TL	SN	SN	SN	TL	SN	TL	SN	SN	SN	TL
	2H54 E	9O60 G	1151 F	2151 D	2J54 C	9V62 H	2H56 E	9O62 G	1153 F	2153 D	2J56 C	9V64 H	2H58 E	9O64 G	1155 F	2155 D	2J58 C	9V66 H
Sutton (Surrey) (SUO) 4 d		1819	1830	1842		1846		1849	1900	1912		1916		1919	1930	1942		1946
Carshalton (CSH) d			1834	1845		1849			1904	1915		1919			1934	1945		1949
Hackbridge (HCB) d				1848		1852				1918		1922				1948		1952
Mitcham Junction (MIJ) d				1851		1855				1921		1925				1951		1955
Mitcham Eastfields (MTC) d				1854		1858				1924		1928				1954		1958
West Sutton (WSU) d		1822						1852						1922				
Sutton Common (SUC) d		1824						1854						1924				
St Helier (SIH) d		1827						1857						1927				
Morden South (MDS) d		1829						1859						1929				
South Merton (SMO) d		1831						1901						1931				
Wimbledon Chase (WBO) d		1833						1903						1933				
Wimbledon (WIM) 6 a		1836						1906						1936				
Wimbledon (WIM) 6 d		1837						1907						1937				
Haydens Road (HYR) d		1839						1909						1939				
Tooting (TOO) d		1843						1913						1943				
Streatham (STE) 4 d		1847			1859	1903		1917			1929	1933		1947			1959	2003
Tulse Hill (TUH) 4 a		1851			1902	1907		1921			1932	1937		1951			2002	2007
Tulse Hill (TUH) 4 d	1843	1852			1903	1907	1913	1922			1933	1937	1943	1952			2003	2007
North Dulwich (NDL) d	1847				1906	1917					1936	1947					2006	
East Dulwich (EDW) d	1849				1908	1919					1938	1949					2008	
Peckham Rye (PMR) 4 d	1853				1911	1923					1941	1953					2011	
Queens Rd Peckham (QRP) d	1855				1913	1925					1943	1955					2013	
South Bermondsey (SBM) d	1859				1917	1929					1947	1959					2017	
London Bridge (LBG) 4 a	1904				1922	1934					1952	2004					2022	
Herne Hill (HNH) 4 d		1856				1911		1926				1941		1956				2011
Loughborough Jn (LGJ) d		1859				1914		1929				1944		1959				2014
Elephant & Castle (EPH) d		1904				1919		1934				1949		2004				2019
London Blackfriars (BFR) 3 a		1908				1923		1938				1953		2008				2023
City Thameslink (CTK) 3 a																		
Farringdon (ZFD) 3 a		1913				1928		1943				1958		2013				2028
St Pancras International (STP) 15 a		1917				1932		1947				2002		2017				2032
Balham (BAL) 4 a				1902						1932						2002		
Clapham Junction (CLJ) 10 a			1853	1907					1923	1937				1953	2007			
London Victoria (VIC) 10 a			1902	1915					1932	1945				2002	2015			

**NOTES** (see introductory pages for explanation of train operator codes and standard symbols)

- a Arrival time  
d Departure time
- C From East Croydon, see table 164  
D From Epsom, see table 162  
E From Crystal Palace, see table 165  
F From Dorking, see table 162  
G To Luton, see table 051  
H To St Albans City, see table 051

## Sutton and Wimbledon to London via Streatham and Tulse Hill

**Sundays** until 28 August

Operator Train ID Days of operation/Notes	SN	TL	SN	SN	SN	TL	SN	TL	SN	SN	SN	TL	SN	TL	SN	SN	SN	TL
	2H60 E	9O66 G	1157 F	2157 D	2J60 C	9V68 H	2H62 E	9O68 G	1159 F	2159 D	2J62 C	9V70 H	2H64 E	9O70 G	1161 F	2161 D	2J64 C	9V72 H
Sutton (Surrey) (SUO) 4 d		1949	2000	2012		2016		2019	2030	2042		2046		2049	2100	2112		2116
Carshalton (CSH) d			2004	2015		2019			2034	2045		2049			2104	2115		2119
Hackbridge (HCB) d				2018		2022				2048		2052				2118		2122
Mitcham Junction (MIJ) d				2021		2025				2051		2055				2121		2125
Mitcham Eastfields (MTC) d				2024		2028				2054		2058				2124		2128
West Sutton (WSU) d		1952						2022						2052				
Sutton Common (SUC) d		1954						2024						2054				
St Helier (SIH) d		1957						2027						2057				
Morden South (MDS) d		1959						2029						2059				
South Merton (SMO) d		2001						2031						2101				
Wimbledon Chase (WBO) d		2003						2033						2103				
Wimbledon (WIM) 6 a		2006						2036						2106				
Wimbledon (WIM) 6 d		2007						2037						2107				
Haydens Road (HYR) d		2009						2039						2109				
Tooting (TOO) d		2013						2043						2113				
Streatham (STE) 4 d		2017			2029	2033		2047		2059	2103		2117				2129	2133
Tulse Hill (TUH) 4 a		2021			2032	2037		2051		2102	2107		2121				2132	2137
Tulse Hill (TUH) 4 d	2013	2022			2033	2037	2043	2052		2103	2107	2113	2122				2133	2137
North Dulwich (NDL) d	2017				2036	2047	2043			2106	2117						2136	
East Dulwich (EDW) d	2019				2038	2049	2049			2108	2119						2138	
Peckham Rye (PMR) 4 d	2023				2041	2053	2053			2111	2123						2141	
Queens Rd Peckham (QRP) d	2025				2043	2055	2055			2113	2125						2143	
South Bermondsey (SBM) d	2029				2047	2059	2059			2117	2129						2147	
London Bridge (LBG) 4 a	2034				2052	2104	2104			2122	2134						2152	
Herne Hill (HNH) 4 d		2026				2041		2056				2111		2126				2141
Loughborough Jn (LGJ) d		2029				2044		2059				2114		2129				2144
Elephant & Castle (EPH) d		2034				2049		2104				2119		2134				2149
London Blackfriars (BFR) 3 a		2038				2053		2108				2123		2138				2153
City Thameslink (CTK) 3 a																		
Farringdon (ZFD) 3 a		2043				2058		2113				2128		2143				2158
St Pancras International (STP) 15 a		2047				2102		2117				2132		2147				2202
Balham (BAL) 4 a				2032						2102						2132		
Clapham Junction (CLJ) 10 a			2023	2037					2053	2107					2123	2137		
London Victoria (VIC) 10 a			2032	2045					2102	2115					2132	2145		

**NOTES** (see introductory pages for explanation of train operator codes and standard symbols)

- a Arrival time  
d Departure time
- C From East Croydon, see table 164  
D From Epsom, see table 162  
E From Crystal Palace, see table 165  
F From Dorking, see table 162  
G To Luton, see table 051  
H To St Albans City, see table 051

## Sutton and Wimbledon to London via Streatham and Tulse Hill

**Sundays** until 28 August

Operator Train ID Days of operation/Notes	SN	TL	SN	SN	SN	TL	SN	TL	SN	SN	SN	TL	SN	TL	SN	SN	SN	TL
	2H66 E	9090 B	1163 F	2163 D	2J66 C	9V90 J	2H68 E	9092 B	1165 F	2165 D	2J68 C	9V92 B	2H70 E	9084	1167 F	2167 D	2J70 C	9V94 B
Sutton (Surrey) (SUO) 4 d		2119	2130	2142		2146		2149	2200	2212		2216		2219	2230	2242		2246
Carshalton (CSH) d			2134	2145		2149			2204	2215		2219			2234	2245		2249
Hackbridge (HCB) d				2148		2152				2218		2222				2248		2252
Mitcham Junction (MIJ) d				2151		2155				2221		2225				2251		2255
Mitcham Eastfields (MTC) d				2154		2158				2224		2228				2254		2258
West Sutton (WSU) d		2122						2152						2222				
Sutton Common (SUC) d		2124						2154						2224				
St Helier (SIH) d		2127						2157						2227				
Morden South (MDS) d		2129						2159						2229				
South Merton (SMO) d		2131						2201						2231				
Wimbledon Chase (WBO) d		2133						2203						2233				
Wimbledon (WIM) 6 a		2136						2206						2236				
Wimbledon (WIM) 6 d		2137						2207						2237				
Haydens Road (HYR) d		2139						2209						2239				
Tooting (TOO) d		2143						2213						2242				
Streatham (STE) 4 d		2147			2159	2203		2217			2229	2233		2247			2259	2303
Tulse Hill (TUH) 4 a		2151			2202	2207		2221			2232	2237		2251			2303	2307
Tulse Hill (TUH) 4 d	2143	2152			2203	2207	2213	2222			2233	2237	2243	2252			2303	2307
North Dulwich (NDL) d	2147				2206		2217				2236		2247				2306	
East Dulwich (EDW) d	2149				2208		2219				2238		2249				2308	
Peckham Rye (PMR) 4 d	2153				2211		2223				2241		2253				2312	
Queens Rd Peckham (QRP) d	2155				2213		2225				2243		2255				2314	
South Bermondsey (SBM) d	2159				2217		2229				2247		2259				2317	
London Bridge (LBG) 4 a	2204				2222		2234				2252		2304				2322	
Herne Hill (HNH) 4 d		2156				2211		2226				2241		2256				2311
Loughborough Jn (LGJ) d		2159				2214		2229				2244		2259				2314
Elephant & Castle (EPH) d		2204				2219		2234				2249		2304				2319
London Blackfriars (BFR) 3 a		2208				2223		2238				2253		2308				2323
City Thameslink (CTK) 3 a																		
Farringdon (ZFD) 3 a		2213				2228		2243				2258						2328
St Pancras International (STP) 15 a		2217				2232		2247				2302						2332
Balham (BAL) 4 a				2202						2232						2302		
Clapham Junction (CLJ) 10 a			2153	2207					2223	2237					2253	2307		
London Victoria (VIC) 10 a			2202	2215					2232	2248					2302	2315		

**NOTES** (see introductory pages for explanation of train operator codes and standard symbols)

- a Arrival time  
d Departure time
- B To Bedford, see table 051  
C From East Croydon, see table 164  
D From Epsom, see table 162  
E From Crystal Palace, see table 165  
F From Dorking, see table 162  
J To West Hampstead Thameslink, see table 051

## Sutton and Wimbledon to London via Streatham and Tulse Hill

**Sundays until 28 August**

Operator Train ID Days of operation/Notes	SN	SN	SN	SN	SN
	2H72 E	2H74 E	1169 F	2169 D	2199 K
Sutton (Surrey) (SUO) 4 d			2300	2312	2346
Carshalton (CSH) d			2304	2315	2349
Hackbridge (HCB) d				2318	2352
Mitcham Junction (MIJ) d				2321	2355
Mitcham Eastfields (MTC) d				2324	2358
West Sutton (WSU) d					
Sutton Common (SUC) d					
St Helier (SIH) d					
Morden South (MDS) d					
South Merton (SMO) d					
Wimbledon Chase (WBO) d					
Wimbledon (WIM) 6 a					
Wimbledon (WIM) 6 d					
Haydons Road (HYR) d					
Tooting (TOO) d					
Streatham (STE) 4 d					
Tulse Hill (TUH) 4 a					
Tulse Hill (TUH) 4 d	2313	2343			
North Dulwich (NDL) d	2317	2347			
East Dulwich (EDW) d	2319	2349			
Peckham Rye (PMR) 4 d	2323	2355			
Queens Rd Peckham (QRP) d	2325	2357			
South Bermondsey (SBM) d	2329	2359			
London Bridge (LBG) 4 a	2334	0005			
Herne Hill (HNH) 4 d					
Loughborough Jn (LGJ) d					
Elephant & Castle (EPH) d					
London Blackfriars (BFR) 3 a					
City Thameslink (CTK) 3 a					
Farringdon (ZFD) 3 a					
St Pancras International (STP) 15 a					
Balham (BAL) 4 a				2331	0006
Clapham Junction (CLJ) 10 a			2323	2335	0012
London Victoria (VIC) 10 a			2332	2343	0021

**NOTES** (see introductory pages for explanation of train operator codes and standard symbols)

a Arrival time

d Departure time

D From Epsom, see table 162

E From Crystal Palace, see table 165

F From Dorking, see table 162

K From Dorking, see table 162. Also calls at Wandsworth Common and Battersea Park



## Sutton and Wimbledon to London via Streatham and Tulse Hill

**Sundays** from 4 September

Operator Train ID Days of operation/Notes	SN	TL	SN	SN	SN	SN	SN	SN	SN	SN	SN	SN	TL	SN	SN	TL	SN	SN
	2J72 A	9098 B	2J06 A	2105 C	2J08 A	2191 D	2J10 A	2109 D	2J12 A	2111 D	2J14 A	2J16 A	9024 E	2113 D	2J18 A	9026 E	2115 D	2J20 A
Sutton (Surrey) (SUO) 4 d				0714		0744		0812		0842			0909	0912		0939	0942	
Carshalton (CSH) d				0717		0747		0815		0845				0916			0946	
Hackbridge (HCB) d				0720		0750		0818		0848				0918			0948	
Mitcham Junction (MIJ) d				0724		0754		0821		0851				0921			0951	
Mitcham Eastfields (MTC) d				0727		0757		0824		0854				0925			0955	
West Sutton (WSU) d													0912			0942		
Sutton Common (SUC) d													0914			0944		
St Helier (SIH) d													0917			0947		
Morden South (MDS) d													0919			0949		
South Merton (SMO) d													0921			0951		
Wimbledon Chase (WBO) d													0923			0953		
Wimbledon (WIM) 6 a													0927			0957		
Wimbledon (WIM) 6 d													0927			0957		
Haydens Road (HYR) d													0930			1000		
Tooting (TOO) d													0933			1003		
Streatham (STE) 4 d			0659		0729		0800		0829		0859	0929	0938		0959	1008		1029
Tulse Hill (TUH) 4 a			0702		0732		0803		0832		0902	0932	0942		1002	1012		1032
Tulse Hill (TUH) 4 d			0703		0733		0804		0833		0903	0933	0942		1003	1012		1033
North Dulwich (NDL) d			0706		0736		0807		0836		0906	0936			1006			1036
East Dulwich (EDW) d			0708		0738		0809		0838		0908	0938			1008			1038
Peckham Rye (PMR) 4 d			0711		0742		0812		0841		0911	0941			1011			1041
Queens Rd Peckham (QRP) d			0713		0744		0814		0843		0913	0943			1013			1043
South Bermondsey (SBM) d	0002		0717		0747		0817		0847		0917	0947			1017			1047
London Bridge (LBG) 4 a	0008		0722		0753		0822		0853		0923	0952			1022			1052
Herne Hill (HNH) 4 d													0946			1016		
Loughborough Jn (LGJ) d													0949			1019		
Elephant & Castle (EPH) d		0004											0954			1024		
London Blackfriars (BFR) 3 a		0008											0958			1028		
City Thameslink (CTK) 3 a																		
Farringdon (ZFD) 3 a		0013											1003			1033		
St Pancras International (STP) 15 a		0017											1007			1037		
Balham (BAL) 4 a				0735		0805		0835		0902				0932			1002	
Clapham Junction (CLJ) 10 a				0740		0810		0841		0907				0937			1007	
London Victoria (VIC) 10 a				0748		0819		0849		0915				0945			1015	

**NOTES** (see introductory pages for explanation of train operator codes and standard symbols)

- a Arrival time  
d Departure time
- A From East Croydon, see table 164  
B To Bedford, see table 170  
C From Epsom, see table 164  
D From Dorking, see table 162  
E To Luton, see table 170

## Sutton and Wimbledon to London via Streatham and Tulse Hill

**Sundays from 4 September**

Operator Train ID Days of operation/Notes	TL	SN	SN	SN	TL	TL	SN	SN	TL	TL	SN	SN	TL	TL	SN	SN	TL	TL	
	9028 E	2117 D	2J22 A	2I19 D	9V96	9O30 E	2I21 D	2J24 A	9V32 F	9O32 E	2I23 D	2J26 A	9V34 F	9O34 E	2I25 D	2J28 A	9V36 F	9O36 E	
Sutton (Surrey) (SUO) 4 d	1009	1012		1042	1046	1039	1112		1116	1119	1142		1146	1149	1212		1216	1219	
Carshalton (CSH) d		1016		1045	1049		1115		1119		1145		1149		1215		1219		
Hackbridge (HCB) d		1018		1048	1052		1118		1122		1148		1152		1218		1222		
Mitcham Junction (MIJ) d		1021		1051	1055		1121		1125		1151		1155		1221		1225		
Mitcham Eastfields (MTC) d		1025		1054	1058		1124		1128		1154		1158		1224		1228		
West Sutton (WSU) d	1012					1042				1122				1152				1222	
Sutton Common (SUC) d	1014					1044				1124				1154				1224	
St Helier (SIH) d	1017					1047				1127				1157				1227	
Morden South (MDS) d	1019					1049				1129				1159				1229	
South Merton (SMO) d	1021					1051				1131				1201				1231	
Wimbledon Chase (WBO) d	1023					1053				1133				1203				1233	
Wimbledon (WIM) 6 a	1027					1057				1136				1206				1236	
Wimbledon (WIM) 6 d	1027					1057				1137				1207				1237	
Haydens Road (HYR) d	1030					1100				1139				1209				1239	
Tooting (TOO) d	1033					1103				1143				1213				1243	
Streatham (STE) 4 d	1038		1059		1103	1108		1129	1133	1147		1159	1203	1217		1229	1233	1247	
Tulse Hill (TUH) 4 a	1042		1102		1107	1112		1132	1137	1151		1202	1207	1221		1232	1237	1251	
Tulse Hill (TUH) 4 d	1042		1103		1107	1112		1133	1137	1152		1203	1207	1222		1233	1237	1252	
North Dulwich (NDL) d			1106					1136				1206						1236	
East Dulwich (EDW) d			1108					1138				1208						1238	
Peckham Rye (PMR) 4 d			1111					1141				1211						1241	
Queens Rd Peckham (QRP) d			1113					1143				1213						1243	
South Bermondsey (SBM) d			1117					1147				1217						1247	
London Bridge (LBG) 4 a			1122					1152				1222						1252	
Herne Hill (HNH) 4 d	1046				1111	1116			1141	1156			1211	1226				1241	1256
Loughborough Jn (LGJ) d	1049				1114	1119			1144	1159			1214	1229				1244	1259
Elephant & Castle (EPH) d	1054				1119	1124			1149	1204			1219	1234				1249	1304
London Blackfriars (BFR) 3 a	1058				1123	1128			1153	1208			1223	1238				1253	1308
City Thameslink (CTK) 3 a																			
Farringdon (ZFD) 3 a	1103					1133			1158	1213			1228	1243				1258	1313
St Pancras International (STP) 15 a	1107					1137			1202	1217			1232	1247				1302	1317
Balham (BAL) 4 a		1032		1102			1132				1202				1232				
Clapham Junction (CLJ) 10 a		1037		1107			1137				1207				1237				
London Victoria (VIC) 10 a		1045		1115			1145				1215				1245				

**NOTES** (see introductory pages for explanation of train operator codes and standard symbols)

a Arrival time

d Departure time

A From East Croydon, see table 164

D From Dorking, see table 162

E To Luton, see table 170

F To St Albans City, see table 170

## Sutton and Wimbledon to London via Streatham and Tulse Hill

**Sundays from 4 September**

Operator Train ID Days of operation/Notes	SN	SN	TL	TL	SN	SN	TL	TL	SN	SN	TL	TL	SN	SN	TL	TL	SN	SN	TL	TL	SN	SN			
	2127 D	2J30 A	9V38 F	9O38 E	2129 D	2J32 A	9V40 F	9O40 E	2131 D	2J34 A	9V42 F	9O42 E	2133 D	2J36 A	9V44 F	9O44 E	2135 D	2J38 A							
Sutton (Surrey) (SUO) 4 d	1242		1246	1249	1312		1316	1319	1342		1346	1349	1412		1416	1419	1442								
Carshalton (CSH) d	1245		1249		1315		1319		1345		1349		1415		1419		1445								
Hackbridge (HCB) d	1248		1252		1318		1322		1348		1352		1418		1422		1448								
Mitcham Junction (MIJ) d	1251		1255		1321		1325		1351		1355		1421		1425		1451								
Mitcham Eastfields (MTC) d	1254		1258		1324		1328		1354		1358		1424		1428		1454								
West Sutton (WSU) d				1252				1322				1352				1422									
Sutton Common (SUC) d				1254				1324				1354				1424									
St Helier (SIH) d				1257				1327				1357				1427									
Morden South (MDS) d				1259				1329				1359				1429									
South Merton (SMO) d				1301				1331				1401				1431									
Wimbledon Chase (WBO) d				1303				1333				1403				1433									
Wimbledon (WIM) 6 a				1306				1336				1406				1436									
Wimbledon (WIM) 6 d				1307				1337				1407				1437									
Haydon Road (HYR) d				1309				1339				1409				1439									
Tooting (TOO) d				1313				1343				1413				1443									
Streatham (STE) 4 d		1259	1303	1317		1329	1333	1347		1359	1403	1417		1429	1433	1447								1459	
Tulse Hill (TUH) 4 a		1302	1307	1321		1332	1337	1351		1402	1407	1421		1432	1437	1451									1502
Tulse Hill (TUH) 4 d		1303	1307	1322		1333	1337	1352		1403	1407	1422		1433	1437	1452									1503
North Dulwich (NDL) d		1306				1336				1406				1436											1506
East Dulwich (EDW) d		1308				1338				1408				1438											1508
Peckham Rye (PMR) 4 d		1311				1341				1411				1441											1511
Queens Rd Peckham (QRP) d		1313				1343				1413				1443											1513
South Bermondsey (SBM) d		1317				1347				1417				1447											1517
London Bridge (LBG) 4 a		1322				1352				1422				1452											1522
Herne Hill (HNH) 4 d			1311	1326			1341	1356			1411	1426			1441	1456									
Loughborough Jn (LGJ) d			1314	1329			1344	1359			1414	1429			1444	1459									
Elephant & Castle (EPH) d			1319	1334			1349	1404			1419	1434			1449	1504									
London Blackfriars (BFR) 3 a			1323	1338			1353	1408			1423	1438			1453	1508									
City Thameslink (CTK) 3 a																									
Farringdon (ZFD) 3 a			1328	1343			1358	1413			1428	1443			1458	1513									
St Pancras International (STP) 15 a			1332	1347			1402	1417			1432	1447			1502	1517									
Balham (BAL) 4 a	1302				1332				1402				1432				1502								
Clapham Junction (CLJ) 10 a	1307				1337				1407				1437				1507								
London Victoria (VIC) 10 a	1315				1345				1415				1445				1515								

**NOTES** (see introductory pages for explanation of train operator codes and standard symbols)

a Arrival time

d Departure time

A From East Croydon, see table 164

D From Dorking, see table 162

E To Luton, see table 170

F To St Albans City, see table 170

## Sutton and Wimbledon to London via Streatham and Tulse Hill

**Sundays from 4 September**

Operator Train ID Days of operation/Notes	TL	TL	SN	SN	TL	TL	SN	SN	TL	TL	SN	SN	TL	TL	SN	SN	TL	TL
	9V46 F	9O46 E	2I37 D	2J40 A	9V48 F	9O48 E	2I39 D	2J42 A	9V50 F	9O50 E	2I41 D	2J44 A	9V52 F	9O52 E	2I43 D	2J46 A	9V54 F	9O54 E
Sutton (Surrey) (SUO) 4 d	1446	1449	1512		1516	1519	1542		1546	1549	1612		1616	1619	1642		1646	1649
Carshalton (CSH) d	1449		1515		1519		1545		1549		1615		1619		1645		1649	
Hackbridge (HCB) d	1452		1518		1522		1548		1552		1618		1622		1648		1652	
Mitcham Junction (MIJ) d	1455		1521		1525		1551		1555		1621		1625		1651		1655	
Mitcham Eastfields (MTC) d	1458		1524		1528		1554		1558		1624		1628		1654		1658	
West Sutton (WSU) d		1452				1522				1552				1622				1652
Sutton Common (SUC) d		1454				1524				1554				1624				1654
St Helier (SIH) d		1457				1527				1557				1627				1657
Morden South (MDS) d		1459				1529				1559				1629				1659
South Merton (SMO) d		1501				1531				1601				1631				1701
Wimbledon Chase (WBO) d		1503				1533				1603				1633				1703
Wimbledon (WIM) 6 a		1506				1536				1606				1636				1706
Wimbledon (WIM) 6 d		1507				1537				1607				1637				1707
Haydons Road (HYR) d		1509				1539				1609				1639				1709
Tooting (TOO) d		1513				1543				1613				1643				1713
Streatham (STE) 4 d	1503	1517		1529	1533	1547		1559	1603	1617		1629	1633	1647		1659	1703	1717
Tulse Hill (TUH) 4 a	1507	1521		1532	1537	1551		1602	1607	1621		1632	1637	1651		1702	1707	1721
Tulse Hill (TUH) 4 d	1507	1522		1533	1537	1552		1603	1607	1622		1633	1637	1652		1703	1707	1722
North Dulwich (NDL) d				1536				1606				1636				1706		
East Dulwich (EDW) d				1538				1608				1638				1708		
Peckham Rye (PMR) 4 d				1541				1611				1641				1711		
Queens Rd Peckham (QRP) d				1543				1613				1643				1713		
South Bermondsey (SBM) d				1547				1617				1647				1717		
London Bridge (LBG) 4 a				1552				1622				1652				1722		
Herne Hill (HNH) 4 d	1511	1526			1541	1556			1611	1626			1641	1656			1711	1726
Loughborough Jn (LGJ) d	1514	1529			1544	1559			1614	1629			1644	1659			1714	1729
Elephant & Castle (EPH) 3 d	1519	1534			1549	1604			1619	1634			1649	1704			1719	1734
London Blackfriars (BFR) 3 a	1523	1538			1553	1608			1623	1638			1653	1708			1723	1738
City Thameslink (CTK) 3 a																		
Farringdon (ZFD) 3 a	1528	1543			1558	1613			1628	1643			1658	1713			1728	1743
St Pancras International (STP) 15 a	1532	1547			1602	1617			1632	1647			1702	1717			1732	1747
Balham (BAL) 4 a			1532				1602				1632				1702			
Clapham Junction (CLJ) 10 a			1537				1607				1637				1707			
London Victoria (VIC) 10 a			1545				1615				1645				1715			

**NOTES** (see introductory pages for explanation of train operator codes and standard symbols)

a Arrival time  
d Departure time

A From East Croydon, see table 164  
D From Dorking, see table 162  
E To Luton, see table 170  
F To St Albans City, see table 170

## Sutton and Wimbledon to London via Streatham and Tulse Hill

**Sundays from 4 September**

Operator Train ID Days of operation/Notes	SN	SN	TL	TL	SN	SN	TL	TL	SN	SN	TL	TL	SN	SN	TL	TL	SN	SN	TL	TL	SN	SN		
	2145 D	2J48 A	9V56 F	9O56 E	2147 D	2J50 A	9V58 F	9O58 E	2149 D	2J52 A	9V60 F	9O60 E	2151 D	2J54 A	9V62 F	9O62 E	2153 D	2J56 A						
Sutton (Surrey) (SUO) 4 d	1712		1716	1719	1742		1746	1749	1812		1816	1819	1842		1846	1849	1912							
Carshalton (CSH) d	1715		1719		1745		1749		1815		1819		1845		1849		1915							
Hackbridge (HCB) d	1718		1722		1748		1752		1818		1822		1848		1852		1918							
Mitcham Junction (MIJ) d	1721		1725		1751		1755		1821		1825		1851		1855		1921							
Mitcham Eastfields (MTC) d	1724		1728		1754		1758		1824		1828		1854		1858		1924							
West Sutton (WSU) d				1722				1752				1822				1852								
Sutton Common (SUC) d				1724				1754				1824				1854								
St Helier (SIH) d				1727				1757				1827				1857								
Morden South (MDS) d				1729				1759				1829				1859								
South Merton (SMO) d				1731				1801				1831				1901								
Wimbledon Chase (WBO) d				1733				1803				1833				1903								
Wimbledon (WIM) 6 a				1736				1806				1836				1906								
Wimbledon (WIM) 6 d				1737				1807				1837				1907								
Haydon Road (HYR) d				1739				1809				1839				1909								
Tooting (TOO) d				1743				1813				1843				1913								
Streatham (STE) 4 d		1729	1733	1747		1759	1803	1817		1829	1833	1847		1859	1903	1917							1929	
Tulse Hill (TUH) 4 a		1732	1737	1751		1802	1807	1821		1832	1837	1851		1902	1907	1921								1932
Tulse Hill (TUH) 4 d		1733	1737	1752		1803	1807	1822		1833	1837	1852		1903	1907	1922								1933
North Dulwich (NDL) d		1736				1806				1836				1906										1936
East Dulwich (EDW) d		1738				1808				1838				1908										1938
Peckham Rye (PMR) 4 d		1741				1811				1841				1911										1941
Queens Rd Peckham (QRP) d		1743				1813				1843				1913										1943
South Bermondsey (SBM) d		1747				1817				1847				1917										1947
London Bridge (LBG) 4 a		1752				1822				1852				1922										1952
Herne Hill (HNH) 4 d			1741	1756			1811	1826			1841	1856			1911	1926								
Loughborough Jn (LGJ) d			1744	1759			1814	1829			1844	1859			1914	1929								
Elephant & Castle (EPH) d			1749	1804			1819	1834			1849	1904			1919	1934								
London Blackfriars (BFR) 3 a			1753	1808			1823	1838			1853	1908			1923	1938								
City Thameslink (CTK) 3 a																								
Farringdon (ZFD) 3 a			1758	1813			1828	1843			1858	1913			1928	1943								
St Pancras International (STP) 15 a			1802	1817			1832	1847			1902	1917			1932	1947								
Balham (BAL) 4 a	1732				1802				1832				1902				1932							1932
Clapham Junction (CLJ) 10 a	1737				1807				1837				1907				1937							1937
London Victoria (VIC) 10 a	1745				1815				1845				1915				1945							1945

**NOTES** (see introductory pages for explanation of train operator codes and standard symbols)

a Arrival time

d Departure time

A From East Croydon, see table 164

D From Dorking, see table 162

E To Luton, see table 170

F To St Albans City, see table 170

## Sutton and Wimbledon to London via Streatham and Tulse Hill

**Sundays from 4 September**

Operator Train ID Days of operation/Notes	TL	TL	SN	SN	TL	TL	SN	SN	TL	TL	SN	SN	TL	TL	SN	SN	TL	TL	
	9V64 F	9O64 E	2I55 D	2J58 A	9V66 F	9O66 E	2I57 D	2J60 A	9V68 F	9O68 E	2I59 D	2J62 A	9V70 F	9O70 E	2I61 D	2J64 A	9V72 F	9O90 B	
Sutton (Surrey) (SUO) 4 d	1916	1919	1942		1946	1949	2012		2016	2019	2042		2046	2049	2112		2116	2119	
Carshalton (CSH) d	1919		1945		1949		2015		2019		2045		2049		2115		2119		
Hackbridge (HCB) d	1922		1948		1952		2018		2022		2048		2052		2118		2122		
Mitcham Junction (MIJ) d	1925		1951		1955		2021		2025		2051		2055		2121		2125		
Mitcham Eastfields (MTC) d	1928		1954		1958		2024		2028		2054		2058		2124		2128		
West Sutton (WSU) d		1922				1952				2022				2052				2122	
Sutton Common (SUC) d		1924				1954				2024				2054				2124	
St Helier (SIH) d		1927				1957				2027				2057				2127	
Morden South (MDS) d		1929				1959				2029				2059				2129	
South Merton (SMO) d		1931				2001				2031				2101				2131	
Wimbledon Chase (WBO) d		1933				2003				2033				2103				2133	
Wimbledon (WIM) d		1936				2006				2036				2106				2136	
Wimbledon (WIM) d		1937				2007				2037				2107				2137	
Haydons Road (HYR) d		1939				2009				2039				2109				2139	
Tooting (TOO) d		1943				2013				2043				2113				2143	
Streatham (STE) 4 d	1933	1947		1959	2003	2017		2029	2033	2047		2059	2103	2117		2129	2133	2147	
Tulse Hill (TUH) 4 a	1937	1951		2002	2007	2021		2032	2037	2051		2102	2107	2121		2132	2137	2151	
Tulse Hill (TUH) 4 d	1937	1952		2003	2007	2022		2033	2037	2052		2103	2107	2122		2133	2137	2152	
North Dulwich (NDL) d				2006				2036				2106						2136	
East Dulwich (EDW) d				2008				2038				2108						2138	
Peckham Rye (PMR) 4 d				2011				2041				2111						2141	
Queens Rd Peckham (QRP) d				2013				2043				2113						2143	
South Bermondsey (SBM) d				2017				2047				2117						2147	
London Bridge (LBG) 4 a				2022				2052				2122						2152	
Herne Hill (HNH) 4 d	1941	1956			2011	2026			2041	2056			2111	2126				2141	2156
Loughborough Jn (LGJ) d	1944	1959			2014	2029			2044	2059			2114	2129				2144	2159
Elephant & Castle (EPH) d	1949	2004			2019	2034			2049	2104			2119	2134				2149	2204
London Blackfriars (BFR) 3 a	1953	2008			2023	2038			2053	2108			2123	2138				2153	2208
City Thameslink (CTK) 3 a																			
Farringdon (ZFD) 3 a	1958	2013			2028	2043			2058	2113			2128	2143				2158	2213
St Pancras International (STP) 15 a	2002	2017			2032	2047			2102	2117			2132	2147				2202	2217
Balham (BAL) 4 a			2002				2032						2102					2132	
Clapham Junction (CLJ) 10 a			2007				2037						2107					2137	
London Victoria (VIC) 10 a			2015				2045						2115					2145	

**NOTES** (see introductory pages for explanation of train operator codes and standard symbols)

a Arrival time

d Departure time

A From East Croydon, see table 164

B To Bedford, see table 170

D From Dorking, see table 162

E To Luton, see table 170

F To St Albans City, see table 170

## Sutton and Wimbledon to London via Streatham and Tulse Hill

**Sundays from 4 September**

Operator Train ID Days of operation/Notes	SN	SN	TL	TL	SN	SN	TL	TL	SN	SN	TL	SN	SN
	2163 D	2J66 A	9V90 G	9092 B	2165 C	2J68 A	9V92 B	9084	2167 D	2J70 A	9V94 B	2169 C	2199 H
Sutton (Surrey) (SUO) 4 d	2142		2146	2149	2212		2216	2219	2242		2246	2312	2346
Carshalton (CSH) d	2145		2149		2215		2219		2245		2249	2315	2349
Hackbridge (HCB) d	2148		2152		2218		2222		2248		2252	2318	2352
Mitcham Junction (MIJ) d	2151		2155		2221		2225		2251		2255	2321	2355
Mitcham Eastfields (MTC) d	2154		2158		2224		2228		2254		2258	2324	2358
West Sutton (WSU) d				2152				2222					
Sutton Common (SUC) d				2154				2224					
St Helier (SIH) d				2157				2227					
Morden South (MDS) d				2159				2229					
South Merton (SMO) d				2201				2231					
Wimbledon Chase (WBO) d				2203				2233					
Wimbledon (WIM) 6 a				2206				2236					
Wimbledon (WIM) 6 d				2207				2237					
Haydens Road (HYR) d				2209				2239					
Tooting (TOO) d				2213				2242					
Streatham (STE) 4 d		2159	2203	2217		2229	2233	2247		2259	2303		
Tulse Hill (TUH) 4 a		2202	2207	2221		2232	2237	2251		2303	2307		
Tulse Hill (TUH) 4 d		2203	2207	2222		2233	2237	2252		2303	2307		
North Dulwich (NDL) d		2206				2236				2306			
East Dulwich (EDW) d		2208				2238				2308			
Peckham Rye (PMR) 4 d		2211				2241				2312			
Queens Rd Peckham (QRP) d		2213				2243				2314			
South Bermondsey (SBM) d		2217				2247				2317			
London Bridge (LBG) 4 a		2222				2252				2322			
Herne Hill (HNH) 4 d			2211	2226			2241	2256			2311		
Loughborough Jn (LGJ) d			2214	2229			2244	2259			2314		
Elephant & Castle (EPH) d			2219	2234			2249	2304			2319		
London Blackfriars (BFR) 3 a			2223	2238			2253	2308			2323		
City Thameslink (CTK) 3 a													
Farringdon (ZFD) 3 a			2228	2243			2258				2328		
St Pancras International (STP) 15 a			2232	2247			2302				2332		
Balham (BAL) 4 a	2202				2232				2302			2331	0006
Clapham Junction (CLJ) 10 a	2207				2237				2307			2335	0012
London Victoria (VIC) 10 a	2215				2248				2318			2343	0021

**NOTES** (see introductory pages for explanation of train operator codes and standard symbols)

a Arrival time

d Departure time

A From East Croydon, see table 164

B To Bedford, see table 170

C From Epsom, see table 164

D From Dorking, see table 162

G To West Hampstead Thameslink, see table 170

H From Dorking, see table 162. Also calls at Wandsworth Common and Battersea Park