

London to Winchester, Fareham, Portsmouth, Southampton, Lymington, Yarmouth (IOW), Bournemouth and Weymouth

**Mondays to Fridays**

Operator	SW	SW	SW	SW	SW	SW	SW	SW	SW	SW	SW	SW	SW	SW	SW	SW	SW	SW	
Train ID	1W85	1W71	1B71	1B75	2T75	1B77	1B75	2B77	1B81	2W01	2W01	1J01	2W03	2W03	1J03				
Days of operation/Notes	MX	MO	MO	MX	MO	MX	MO	MX	MO A	MO	B	C		B	C		B	C	
1st Class/Reservations/Bus/Ferry	1	1	1	1	1	1	1	1	1	1	1	1	1	1	1	1	1	1	
London Waterloo (WAT)	15 d									0010	0105								
Clapham Junction (CLJ)	10 d									0017u									
Woking (WOK)	d							0004		0042									
Farnborough (Main) (FNB)	d							0015			0235s								
Fleet (FLE)	d							0020			0247s								
Reading (RDG)	7 d																		
Basingstoke (BSK)	d							0035	0101	0317s									
Micheldever (MIC)	d					0003													
Winchester (WIN)	d				0007	0012	0014	0051	0118	0352s									
Shawford (SHW)	d				0012	0017													
Romsey (ROM)	d																		
Chandlers Ford (CFR)	d																		
Eastleigh (ESL)	3 a					0017	0022	0023	0059	0126	0412s								
Eastleigh (ESL)	3 d					0030	0023	0024	0100	0127									
Hedge End (HDE)	d					0036s													
Botley (BOE)	d					0039s													
Fareham (FRM)	a					0047s													
Portchester (PTC)	a					0053s													
Cosham (CSA)	a					0057s													
Hilsea (HLS)	a																		
Fratton (FTN)	a					0105s													
Portsmouth & Southsea (PMS)	a					0108s													
Portsmouth Harbour (PMH)	a					0112													
Southampton Airport Parkwy (SOA)	d						0028	0028	0105	0132	0416s								
Swaythling (SWG)	d																		
St Denys (SDN)	d					0032s	0032s			0427s									
Southampton Central (SOU)	a					0037	0037	0112	0140	0435									
Southampton Central (SOU)	d						0040	0113											
Millbrook (Hants) (MBK)	d																		
Redbridge (RDB)	d																		
Totton (TTN)	d							0045s	0118s										
Ashurst New Forest (ANF)	d																		
Beaulieu Road (BEU)	d																		
Brockenhurst (BCU)	3 a							0056s	0129s										
Brockenhurst (BCU)	3 d			0007								0559		0610	0615	0629			
Lymington Town (LYT)	d											0607				0637			
Lymington Pier (LYP)	a											0610				0640			
Lymington Pier (LYP)	d												0615						
Yarmouth (I.O.W.) (YMH)	a												0655						
Sway (SWY)	d													0615	0620				
New Milton (NWM)	d			0004				0104s	0137s					0620	0625				
Hinton Admiral (HNA)	d			0008										0624	0629				
Christchurch (CHR)	d			0013				0111s	0144s					0629	0634				
Pokesdown (POK)	d			0017				0115s	0148s					0632	0637				
Bournemouth (BMH)	a			0021	0022			0119	0152					0636	0641				
Bournemouth (BMH)	d			0022	0023			0120				0606	0611	0639	0644				
Branksome (BSM)	d			0027	0028			0125s				0611	0616	0644	0649				
Parkstone (Dorset) (PKS)	d			0030	0031			0128s				0614	0619	0647	0652				
Poole (POO)	4 a			0034	0035			0132				0618	0623	0650	0655				
Poole (POO)	4 d											0620	0624	0652	0657				
Hamworthy (HAM)	d											0625	0629	0657	0702				
Holton Heath (HOL)	d											0629	0633	0701	0706				
Wareham (WRM)	d			0003								0635	0638	0706	0711				
Wool (WOO)	d			0010								0641	0644	0712	0717				
Moreton (Dorset) (MTN)	d	0005	0016									0647	0650	0721	0723				
Dorchester South (DCH)	d	0013	0024									0656	0658	0730	0731				
Dorchester West (DCW)	d																		
Upwey (UPW)	d	0020	0030									0703	0705	0736	0738				
Weymouth (WEY)	a	0024	0035									0709	0709	0742	0742				

Ferry services between Lymington and Yarmouth are operated by Wightlink. [www.wightlink.co.uk](http://www.wightlink.co.uk) or call 0333 999 7333  
 For the complete service between London and Basingstoke see table 152, and between Reading and Basingstoke table 120  
 For the complete service between Romsey and Southampton, also between Fareham and Portsmouth see table 156

**NOTES** (see introductory pages for explanation of train operator codes and standard symbols)

- a Arrival time
- d Departure time
- s Stops to set down only
- u Stops to pick up only
- A Also calls at Wimbledon 0023
- B Runs from 10 October
- C Runs until 7 October
- MO Mondays only

## London to Winchester, Fareham, Portsmouth, Southampton, Lymington, Yarmouth (IOW), Bournemouth and Weymouth

### Mondays to Fridays

Operator	SW	SW	SW	SW	GW	SW	SW	SW	SW	SW	SW	SW	SW	SW	SW	SW	SW
Train ID	2W05	2W05	1J05	2070	2T03	2S97	1W51	1J07	2T07	2W09	2B89	1J09	2S11				
Days of operation/Notes	B	C	D	D	E	F	F	K					G	K	H		
1st Class/Reservations/Bus/Ferry	☐	☐	☐	☐	☐	☐	☐	☐	☐	☐	☐	☐	☐	☐	☐	☐	☐
London Waterloo (WAT)	15 d						0530										
Clapham Junction (CLJ)	10 d						0537u										
Woking (WOK)	d						0601										
Farnborough (Main) (FNB)	d																
Fleet (FLE)	d																
Reading (RDG)	7 d																
Basingstoke (BSK)	d						0621										
Micheldever (MIC)	d																
Winchester (WIN)	d						0638										
Shawford (SHW)	d						0642										
Romsey (ROM)	d						0557										0707
Chandlers Ford (CFR)	d						0605										0714
Eastleigh (ESL)	3 a						0611	0648									0720
Eastleigh (ESL)	3 d					0601	0612	0649		0702							0721
Hedge End (HDE)	d					0607				0708							
Botley (BOE)	d					0611				0712							
Fareham (FRM)	a					0618				0720							
Portchester (PTC)	a					0624				0726							
Cosham (CSA)	a					0629				0730							
Hilsea (HLS)	a					0634				0736							
Fratton (FTN)	a					0640				0739							
Portsmouth & Southsea (PMS)	a					0644				0744							
Portsmouth Harbour (PMH)	a					0649				0748							
Southampton Airport Parkwy (SOA)	d						0616	0653									0726
Swaythling (SWG)	d						0618										0729
St Denys (SDN)	d						0621										0732
Southampton Central (SOU)	a						0630	0700									0737
Southampton Central (SOU)	d	0622	0622				0632	0702				0730					0738
Millbrook (Hants) (MBK)	d						0634										0741
Redbridge (RDB)	d						0638a					0735					0745a
Totton (TTN)	d	0628	0628					0707				0738					
Ashurst New Forest (ANF)	d	0632	0632									0742					
Beaulieu Road (BEU)	d											0747					
Brockenhurst (BCU)	3 a	0640	0640					0718				0753					
Brockenhurst (BCU)	3 d	0641	0641	0659				0718	0729			0757	0759				
Lymington Town (LYT)	d			0707					0737				0807				
Lymington Pier (LYP)	a			0710					0740				0810				
Lymington Pier (LYP)	a	0710								0745				0815	0840		
Yarmouth (I.O.W.) (YMH)	a	0750								0825				0855	0920		
Sway (SWY)	d	0646	0646					0723									
New Milton (NWM)	d	0651	0651					0728									
Hinton Admiral (HNA)	d	0655	0655					0732									
Christchurch (CHR)	d	0700	0700					0737				0809					
Pokesdown (POK)	d	0703	0703					0740									
Bournemouth (BMH)	a	0707	0707					0744					0815				
Bournemouth (BMH)	d	0709	0712					0746				0811	0817				
Branksome (BSM)	d	0714	0717					0751				0816	0822				
Parkstone (Dorset) (PKS)	d	0717	0720					0754				0819	0825				
Poole (POO)	4 a	0720	0724					0757				0823	0828				
Poole (POO)	4 d	0721	0725					0758				0824					
Hamworthy (HAM)	d	0726	0730					0803				0829					
Holton Heath (HOL)	d	0730	0734					0807				0833					
Wareham (WRM)	d	0735	0739					0812				0838					
Wool (WOO)	d	0742	0745					0819				0844					
Moreton (Dorset) (MTN)	d	0748	0751					0825				0850					
Dorchester South (DCH)	d	0757	0759					0833				0858					
Dorchester West (DCW)	d				0810												
Upwey (UPW)	d	0804	0806		0817			0839				0905					
Weymouth (WEY)	a	0810	0810		0823			0844				0909					

**NOTES** (see introductory pages for explanation of train operator codes and standard symbols)

- a Arrival time
- d Departure time
- u Stops to pick up only
- B Runs from 10 October
- C Runs until 7 October
- D From Westbury, see table 133
- E From Salisbury to Salisbury, see table 156
- F Also calls at Wimbledon 0543
- G Runs until 31 October
- H To Salisbury, see table 156
- K Runs from 1 November

## London to Winchester, Fareham, Portsmouth, Southampton, Lymington, Yarmouth (IOW), Bournemouth and Weymouth

### Mondays to Fridays

Operator	SW 2T09	SW 1W53	SW 1J11	SW 1W87	SW 1J13	SW 2S15	SW 2T13	XC 1002	SW 1W55	SW 2B13	SW 1J15	SW 2072	SW 2B15	SW 2B03	SW 1W57
Train ID	J	I	I	G	I	I	L	M	I	I	I	N	I	I	I
Days of operation/Notes						H	L	◇							
1st Class/Reservations/Bus/Ferry															
Catering facilities															
London Waterloo (WAT)	15 d		0630		0703		0642		0735						0805
Clapham Junction (CLJ)	10 d		0637u		0710u		0649u								0812u
Woking (WOK)	d	0618	0657		0730		0719		0800						
Farnborough (Main) (FNB)	d	0633					0733								
Fleet (FLE)	d	0638					0738								
Reading (RDG)	7 d							0752							
Basingstoke (BSK)	d	0700	0718		0750		0800	0811	0820						0849
Micheldever (MIC)	d	0710					0810								
Winchester (WIN)	d	0719	0735		0807		0820	0827	0837				0850	0906	
Shawford (SHW)	d		0740				0825						0854		
Romsey (ROM)	d					0807									
Chandlers Ford (CFR)	d					0814									
Eastleigh (ESL)	3 a	0727	0745			0820	0831		0846				0900		
Eastleigh (ESL)	3 d	0729	0746			0821	0831		0847				0900		
Hedge End (HDE)	d	0735					0837								
Botley (BOE)	d	0739					0841								
Fareham (FRM)	a	0746					0849								
Portchester (PTC)	a	0752					0854								
Cosham (CSA)	a	0757					0859								
Hilsea (HLS)	a	0804					0905								
Fratton (FTN)	a	0808					0909								
Portsmouth & Southsea (PMS)	a	0813					0912								
Portsmouth Harbour (PMH)	a	0818					0918								
Southampton Airport Parkwy (SOA)	4 d		0750		0818		0825	0835	0851				0904	0914	
Swaythling (SWG)	d						0827								
St Denys (SDN)	d						0830								
Southampton Central (SOU)	a		0757		0825		0835	0843	0858				0912	0923	
Southampton Central (SOU)	d		0759		0827		0837	0845	0900				0930	0925	
Millbrook (Hants) (MBK)	d						0840								
Redbridge (RDB)	d						0843a								
Totton (TTN)	d		0804		0833										
Ashurst New Forest (ANF)	d		0809												
Beaulieu Road (BEU)	d		0813												
Brockenhurst (BCU)	3 a		0819		0843				0913						0939
Brockenhurst (BCU)	3 d		0820	0829	0844	0859			0914	0919	0929				0939
Lymington Town (LYT)	d			0837		0907					0937				
Lymington Pier (LYP)	a			0840		0910					0940				
Lymington Pier (LYP)	d			0900							1000				
Yarmouth (I.O.W.) (YMH)	a			0940							1040				
Sway (SWY)	d		0824							0923					
New Milton (NWM)	d		0829		0853					0928					0946
Hinton Admiral (HNA)	d		0833							0932					
Christchurch (CHR)	d		0838		0902					0937					0953
Pokesdown (POK)	d		0842		0906					0941					0957
Bournemouth (BMH)	a		0846		0910			0914	0928	0948					1001
Bournemouth (BMH)	d		0847		0911					0933				1009	1004
Branksome (BSM)	d		0852							0938					1014
Parkstone (Dorset) (PKS)	d		0855							0941					1017
Poole (POO)	4 a		0859		0922					0944					1020
Poole (POO)	4 d		0900		0923					0945					1014
Hamworthy (HAM)	d		0905		0928					0950					1019
Holton Heath (HOL)	d				0932										1023
Wareham (WRM)	d		0912		0937				0957						1028
Wool (WOO)	d		0919		0943										1035
Moreton (Dorset) (MTN)	d		0925		0949										1041
Dorchester South (DCH)	d		0933		0957				1013						1054c
Dorchester West (DCW)	d												1047		
Upwey (UPW)	d		0939		1004								1055		1102
Weymouth (WEY)	a		0944		1008				1023				1100		1106

**NOTES** (see introductory pages for explanation of train operator codes and standard symbols)

- a Arrival time
- d Departure time
- u Stops to pick up only
- c Arrives 6 minutes earlier
- G Runs until 31 October
- H To Salisbury, see table 156
- J Also calls at Brookwood 0625, Winchfield 0644 and Hook 0648
- L Also calls at Surbiton 0700, Walton-On-Thames 0707, Weybridge 0711, Brookwood 0725, Winchfield 0744 and Hook 0748
- M From Birmingham New Street, see table 050
- N From Worcester Shrub Hill, see table 133

## London to Winchester, Fareham, Portsmouth, Southampton, Lymington, Yarmouth (IOW), Bournemouth and Weymouth

### Mondays to Fridays

Operator	SW 2B15	SW 2S19 H	SW 1T17	XC 1004 P	SW 1W17	SW 1J17	SW K	SW 2B15	SN 1Y55 R	SW 2B19	SW 1W59	SW 1J19	SW G	SW 2B19	SW 2S23 H	SW 1T21	SW 1W19
Train ID	1	1	1	1	1	1	1	1	1	1	1	1	1	1	1	1	1
Days of operation/Notes																	
1st Class/Reservations/Bus/Ferry	1	1	1	1	1	1	1	1	1	1	1	1	1	1	1	1	1
London Waterloo (WAT)	15 d		0808		0835						0905					0909	0935
Clapham Junction (CLJ)	10 d										0912u						
Woking (WOK)	d		0834		0900											0934	1000
Farnborough (Main) (FNB)	d		0845													0946	
Fleet (FLE)	d																
Reading (RDG)	7 d			0852													
Basingstoke (BSK)	d		0900	0911							0949					1000	
Micheldever (MIC)	d		0910													1011	
Winchester (WIN)	d		0919	0927	0933					0949	1005					1020	1033
Shawford (SHW)	d									0954							
Romsey (ROM)	d	0907													1007		
Chandlers Ford (CFR)	d	0914													1014		
Eastleigh (ESL)	3 a	0920	0927							0959					1020	1027	
Eastleigh (ESL)	3 d	0921	0928					0942	1004						1021	1028	
Hedge End (HDE)	d		0934													1035	
Botley (BOE)	d		0938													1039	
Fareham (FRM)	a		0946													1047	
Portchester (PTC)	a		0953													1053	
Cosham (CSA)	a		0958					1002								1058	
Hilsea (HLS)	a		1003													1103	
Fratton (FTN)	a		1007													1107	
Portsmouth & Southsea (PMS)	a		1011													1111	
Portsmouth Harbour (PMH)	a		1020													1120	
Southampton Airport Parkwy (SOA)	d	0925		0935	0942					1008	1014				1025		1042
Swaythling (SWG)	d	0927													1027		
St Denys (SDN)	d	0930													1030		
Southampton Central (SOU)	a	0935		0942	0950					1018	1023				1035		1049
Southampton Central (SOU)	d	0930	0939		0945	0951				1030	1025			1030	1045		1051
Millbrook (Hants) (MBK)	d		0942												1048		
Redbridge (RDB)	d		0945a												1051a		
Totton (TTN)	d	0935													1035		
Ashurst New Forest (ANF)	d	0940													1040		
Beaulieu Road (BEU)	d														1044		
Brockenhurst (BCU)	3 a	0949		0958	1004						1038				1051		1104
Brockenhurst (BCU)	3 d	1016		0959	1005	1012		1016			1039	1042		1116			1105
Lymington Town (LYT)	d					1020						1050					
Lymington Pier (LYP)	a					1023						1053					
Lymington Pier (LYP)	d						1045						1100				
Yarmouth (I.O.W.) (YMH)	a						1125						1140				
Sway (SWY)	d							1021									
New Milton (NWM)	d							1026			1046						
Hinton Admiral (HNA)	d							1030									
Christchurch (CHR)	d							1035			1053						
Pokesdown (POK)	d							1038			1057						
Bournemouth (BMH)	a			1013	1020			1043			1101						1120
Bournemouth (BMH)	d				1024						1104						1124
Branksome (BSM)	d				1029												1129
Parkstone (Dorset) (PKS)	d				1032												1132
Poole (POO)	4 a				1036						1113						1136
Poole (POO)	4 d				1037						1114						1137
Hamworthy (HAM)	d				1042						1119						1142
Holton Heath (HOL)	d										1123						
Wareham (WRM)	d				1049						1128						1149
Wool (WOO)	d										1135						
Moreton (Dorset) (MTN)	d										1141						
Dorchester South (DCH)	d				1105						1149						1205
Dorchester West (DCW)	d																
Upwey (UPW)	d										1155						
Weymouth (WEY)	a				1116						1202						1215

NOTES (see introductory pages for explanation of train operator codes and standard symbols)

- a Arrival time
- d Departure time
- u Stops to pick up only
- G Runs until 31 October
- H To Salisbury, see table 156
- K Runs from 1 November
- P From Manchester Piccadilly, see table 050
- R To Brighton, see table 178

London to Winchester, Fareham, Portsmouth, Southampton, Lymington, Yarmouth (IOW), Bournemouth and Weymouth

**Mondays to Fridays**

Operator	SW 1J21	SW 2B19	GW 2074 Q	SW 2B23	SW 1W61	SW 1J23	SW	SW 2B23	SW 2S27 H	SW 1T25	XC 1008 P	SW 1W21	SW 1J25	SW 2B23	SN 1Y59 R	SW 2B27	SW 1W63
Train ID	1	1	Q	1	1	1	1	1	1	1	1	1	1	1	1	1	1
Days of operation/Notes	1	1	Q	1	1	1	1	1	1	1	1	1	1	1	1	1	1
1st Class/Reservations/Bus/Ferry	1	1	Q	1	1	1	1	1	1	1	1	1	1	1	1	1	1
Catering facilities	1	1	Q	1	1	1	1	1	1	1	1	1	1	1	1	1	1
London Waterloo (WAT)	15 d				1005					1009		1035					1105
Clapham Junction (CLJ)	10 d				1012u												1112u
Woking (WOK)	d									1034		1100					
Farnborough (Main) (FNB)	d									1045							
Fleet (FLE)	d																
Reading (RDG)	7 d										1052						
Basingstoke (BSK)	d				1048					1100	1111						1149
Micheldever (MIC)	d									1110							
Winchester (WIN)	d				1049	1105				1119	1127	1133				1149	1205
Shawford (SHW)	d				1054											1154	
Romsey (ROM)	d									1107							
Chandlers Ford (CFR)	d									1114							
Eastleigh (ESL)	3 a				1059					1120	1127					1159	
Eastleigh (ESL)	3 d				1100					1121	1128				1141	1200	
Hedge End (HDE)	d										1134						
Botley (BOE)	d										1138						
Fareham (FRM)	a										1146						
Portchester (PTC)	a										1153						
Cosham (CSA)	a										1158				1202		
Hilsea (HLS)	a										1203						
Fratton (FTN)	a										1208						
Portsmouth & Southsea (PMS)	a										1212						
Portsmouth Harbour (PMH)	a										1220						
Southampton Airport Parkwy (SOA)	d				1105	1114				1125		1136	1142			1204	1214
Swaythling (SWG)	d									1127							
St Denys (SDN)	d									1130							
Southampton Central (SOU)	a				1112	1122				1135		1143	1149			1214	1221
Southampton Central (SOU)	d				1130	1124				1137		1145	1151			1230	1224
Millbrook (Hants) (MBK)	d									1140							
Redbridge (RDB)	d									1143a							
Totton (TTN)	d									1135							
Ashurst New Forest (ANF)	d									1140							
Beaulieu Road (BEU)	d									1144							
Brockenhurst (BCU)	3 a									1152			1204				1237
Brockenhurst (BCU)	3 d	1112	1116			1138	1142			1216			1205	1212	1216		1238
Lymington Town (LYT)	d	1120					1150										
Lymington Pier (LYP)	a	1123					1153						1220	1223			
Lymington Pier (LYP)	d							1200									
Yarmouth (I.O.W.) (YMH)	a							1240									
Sway (SWY)	d		1121												1221		
New Milton (NWM)	d		1126			1145									1226		1245
Hinton Admiral (HNA)	d		1130												1230		
Christchurch (CHR)	d		1135			1152									1235		1252
Pokesdown (POK)	d		1138			1156									1238		1256
Bournemouth (BMH)	a		1143			1200					1213	1220		1243			1300
Bournemouth (BMH)	d					1204						1224					1304
Branksome (BSM)	d											1229					
Parkstone (Dorset) (PKS)	d											1232					
Poole (POO)	4 a											1236					1313
Poole (POO)	4 d											1237					1314
Hamworthy (HAM)	d											1242					1319
Holton Heath (HOL)	d																1323
Wareham (WRM)	d											1249					1328
Wool (WOO)	d																1335
Moreton (Dorset) (MTN)	d																1341
Dorchester South (DCH)	d											1305					1349
Dorchester West (DCW)	d			1153													
Upwey (UPW)	d			1201		1255											1355
Weymouth (WEY)	a			1206		1302						1315					1402

NOTES (see introductory pages for explanation of train operator codes and standard symbols)

- a Arrival time
- d Departure time
- u Stops to pick up only
- H To Salisbury, see table 156
- P From Manchester Piccadilly, see table 050
- Q From Gloucester, see table 133
- R To Brighton, see table 178

London to Winchester, Fareham, Portsmouth, Southampton, Lymington, Yarmouth (IOW), Bournemouth and Weymouth

**Mondays to Fridays**

Operator	SW 1J27	SW G	SW 2B27	SW 2S31 H	SW 1T29	SW 1W23	SW 1J29	SW 2B27	GW 2076 Q	SW 2B31	SW 1W65	SW 1J31	SW 2B31	SW 2S35 H	SW 1T33	XC 1012 P
Train ID																
Days of operation/Notes																
1st Class/Reservations/Bus/Ferry																
Catering facilities																
London Waterloo (WAT)	15 d				1109	1135					1205				1209	
Clapham Junction (CLJ)	10 d										1212u					
Woking (WOK)	d				1134	1200									1234	
Farnborough (Main) (FNB)	d				1145										1245	
Fleet (FLE)	d															
Reading (RDG)	7 d															1252
Basingstoke (BSK)	d				1200						1248				1300	1311
Micheldever (MIC)	d				1210										1310	
Winchester (WIN)	d				1220	1233				1253	1305				1319	1327
Shawford (SHW)	d									1258						
Romsey (ROM)	d			1207										1307		
Chandlers Ford (CFR)	d			1214										1314		
Eastleigh (ESL)	3 a			1220	1228					1303				1320	1327	
Eastleigh (ESL)	3 d			1221	1228					1304				1321	1328	
Hedge End (HDE)	d				1234										1334	
Botley (BOE)	d				1238										1338	
Fareham (FRM)	a				1246										1346	
Portchester (PTC)	a				1253										1353	
Cosham (CSA)	a				1258										1358	
Hilsea (HLS)	a				1303										1403	
Fratton (FTN)	a				1307										1407	
Portsmouth & Southsea (PMS)	a				1311										1411	
Portsmouth Harbour (PMH)	a				1320										1420	
Southampton Airport Parkwy (SOA)	d			1225		1242				1308	1314			1325		1335
Swaythling (SWG)	d			1227										1327		
St Denys (SDN)	d			1230										1330		
Southampton Central (SOU)	a			1236	1249					1315	1322			1336	1342	
Southampton Central (SOU)	d		1230	1237	1251					1330	1324		1330	1337	1345	
Millbrook (Hants) (MBK)	d			1240										1340		
Redbridge (RDB)	d			1243a										1343a		
Totton (TTN)	d			1235										1335		
Ashurst New Forest (ANF)	d			1240										1340		
Beaulieu Road (BEU)	d													1344		
Brockenhurst (BCU)	3 a			1251		1304				1337				1350		
Brockenhurst (BCU)	3 d	1242		1316		1305	1312	1316		1338	1342			1416		
Lymington Town (LYT)	d	1250					1320				1350					
Lymington Pier (LYP)	a	1253					1323				1353					
Lymington Pier (LYP)	d		1300										1400			
Yarmouth (I.O.W.) (YMH)	a		1340										1440			
Sway (SWY)	d							1321								
New Milton (NWM)	d							1326			1345					
Hinton Admiral (HNA)	d							1330								
Christchurch (CHR)	d							1335			1352					
Pokesdown (POK)	d							1338			1356					
Bournemouth (BMH)	a					1320		1343			1400					1413
Bournemouth (BMH)	d					1324					1404					
Branksome (BSM)	d					1329										
Parkstone (Dorset) (PKS)	d					1332										
Poole (POO)	4 a					1336					1413					
Poole (POO)	4 d					1337					1414					
Hamworthy (HAM)	d					1342					1419					
Holton Heath (HOL)	d										1423					
Wareham (WRM)	d					1349					1428					
Wool (WOO)	d										1435					
Moreton (Dorset) (MTN)	d										1441					
Dorchester South (DCH)	d					1405					1449					
Dorchester West (DCW)	d								1353							
Upwey (UPW)	d								1401		1455					
Weymouth (WEY)	a					1415			1406		1502					

NOTES (see introductory pages for explanation of train operator codes and standard symbols)

- a Arrival time
- d Departure time
- u Stops to pick up only
- G Runs until 31 October
- H To Salisbury, see table 156
- P From Manchester Piccadilly, see table 050
- Q From Gloucester, see table 133

London to Winchester, Fareham, Portsmouth, Southampton, Lymington, Yarmouth (IOW), Bournemouth and Weymouth

**Mondays to Fridays**

Operator	SW	SW	SW	SW	SW	SW	SW	SW	SW	SW	SW	SW	SW	SW	SW	SW	SW	
Train ID	1W25	1J33	2B31	2B35	1W67	1J35												
Days of operation/Notes																		
1st Class/Reservations/Bus/Ferry	☐	☐	☐	☐	☐	☐	☐	☐	☐	☐	☐	☐	☐	☐	☐	☐	☐	
London Waterloo (WAT)	15 d	1235			1305						1309	1335				1405		
Clapham Junction (CLJ)	10 d				1312u											1412u		
Woking (WOK)	d	1300									1334	1400						
Farnborough (Main) (FNB)	d										1344							
Fleet (FLE)	d																	
Reading (RDG)	7 d																	
Basingstoke (BSK)	d				1349						1400					1449		
Micheldever (MIC)	d										1410							
Winchester (WIN)	d	1333			1349	1405					1419	1433			1449	1505		
Shawford (SHW)	d				1354										1454			
Romsey (ROM)	d										1407							
Chandlers Ford (CFR)	d										1414							
Eastleigh (ESL)	3 a				1359						1420	1427			1459			
Eastleigh (ESL)	3 d				1400						1421	1428			1500			
Hedge End (HDE)	d											1434						
Botley (BOE)	d											1438						
Fareham (FRM)	a											1446						
Portchester (PTC)	a											1453						
Cosham (CSA)	a											1457						
Hilsea (HLS)	a											1503						
Fratton (FTN)	a											1507						
Portsmouth & Southsea (PMS)	a											1510						
Portsmouth Harbour (PMH)	☐ a											1520						
Southampton Airport Parkwy (SOA)	← d	1342			1405	1414					1425		1442		1505	1514		
Swaythling (SWG)	d										1427							
St Denys (SDN)	d										1430							
Southampton Central (SOU)	a	1349			1412	1421			←		1435	1449			1516	1522		
Southampton Central (SOU)	d	1351			1430	1424				1430	1437		1451		1530	1524		
Millbrook (Hants) (MBK)	d				↘						1440				↘			
Redbridge (RDB)	d										1443a							
Totton (TTN)	d										1435							
Ashurst New Forest (ANF)	d										1440							
Beaulieu Road (BEU)	d																	
Brockenhurst (BCU)	3 a	1405		←		1437					1451		1504		←		1537	
Brockenhurst (BCU)	3 d	1406	1412	1416		1438	1442				1516		1505	1512	1516		1538	1542
Lymington Town (LYT)	d		1420				1450				↘			1520				1550
Lymington Pier (LYP)	a		1423				1453							1523				1553
Lymington Pier (LYP)	☐ d										1500							1600
Yarmouth (I.O.W.) (YMH)	☐ a										1540							1640
Sway (SWY)	d			1421											1521			
New Milton (NWM)	d			1426		1445									1526		1545	
Hinton Admiral (HNA)	d			1430											1530			
Christchurch (CHR)	d			1435		1452									1535		1552	
Pokesdown (POK)	d			1438		1456									1538		1556	
Bournemouth (BMH)	a	1421		1443		1500							1520		1543		1600	
Bournemouth (BMH)	d	1425				1504							1524				1604	
Branksome (BSM)	d	1430											1529					
Parkstone (Dorset) (PKS)	d	1433											1532					
Poole (POO)	4 a	1436											1536				1613	
Poole (POO)	4 d	1437				1513							1537				1614	
Hamworthy (HAM)	d	1442				1519							1542				1619	
Holton Heath (HOL)	d					1523											1623	
Wareham (WRM)	d	1449				1528							1549				1628	
Wool (WOO)	d					1535											1635	
Moreton (Dorset) (MTN)	d					1541											1641	
Dorchester South (DCH)	d	1505				1549							1605				1649	
Dorchester West (DCW)	d																	
Upwey (UPW)	d					1555											1655	
Weymouth (WEY)	a	1515				1602							1615				1702	

NOTES (see introductory pages for explanation of train operator codes and standard symbols)

- a Arrival time
- d Departure time
- u Stops to pick up only
- G Runs until 31 October
- H To Salisbury, see table 156

London to Winchester, Fareham, Portsmouth, Southampton, Lymington, Yarmouth (IOW), Bournemouth and Weymouth

**Mondays to Fridays**

Operator	SW 2B39	SW 2S43 H	SW 1T41	XC 1016 P	SW 1W29	SW 1J41	SW 2B39	GW 2078 S	SW 2B43	SW 1W71	SW 2B45	SW 1J43	SW 2B45	SW 2S47 H	SW 1T45
Train ID	1	1	1	1	1	1	1	1	1	1	1	1	1	1	1
Days of operation/Notes															
1st Class/Reservations/Bus/Ferry															
Catering facilities															
London Waterloo (WAT)	d		1409		1435						1505				1509
Clapham Junction (CLJ)	d										1512u				
Woking (WOK)	d		1434		1500										1534
Farnborough (Main) (FNB)	d		1445												1545
Fleet (FLE)	d														
Reading (RDG)	d			1452											
Basingstoke (BSK)	d		1459	1511							1549				1600
Micheldever (MIC)	d		1510												1610
Winchester (WIN)	d		1519	1527	1532				1549	1605					1619
Shawford (SHW)	d								1554						
Romsey (ROM)	d		1507												1607
Chandlers Ford (CFR)	d		1514												1614
Eastleigh (ESL)	a		1520	1527					1559						1620
Eastleigh (ESL)	d		1521	1528					1600						1621
Hedge End (HDE)	d			1534											1628
Botley (BOE)	d			1538											1634
Fareham (FRM)	a			1547											1638
Portchester (PTC)	a			1553											1647
Cosham (CSA)	a			1558											1653
Hilsea (HLS)	a			1603											1658
Fratton (FTN)	a			1607											1703
Portsmouth & Southsea (PMS)	a			1613											1707
Portsmouth Harbour (PMH)	a			1620											1711
Southampton Airport Parkway (SOA)	d		1525		1535	1541			1605	1614					1718
Swaythling (SWG)	d		1527												1625
St Denys (SDN)	d		1530												1627
Southampton Central (SOU)	a		1536		1542	1549			1614	1622					1630
Southampton Central (SOU)	d	1530	1537		1545	1551				1626	1628				1636
Millbrook (Hants) (MBK)	d		1540												1637
Redbridge (RDB)	d		1543a												1640
Totton (TTN)	d	1535									1634				1643a
Ashurst New Forest (ANF)	d	1540									1639				1639
Beaulieu Road (BEU)	d	1544													
Brockenhurst (BCU)	a		1551		1604				1639						1647
Brockenhurst (BCU)	d	1626			1605	1612	1626		1640		1644				1647
Lymington Town (LYT)	d					1620					1652				
Lymington Pier (LYP)	a					1623					1654				
Lymington Pier (LYP)	d												1700		
Yarmouth (I.O.W.) (YMH)	a												1740		
Sway (SWY)	d							1631							1652
New Milton (NWM)	d							1636							1657
Hinton Admiral (HNA)	d							1640							1701
Christchurch (CHR)	d							1645							1706
Pokesdown (POK)	d							1648							1709
Bournemouth (BMH)	a			1613	1620			1653		1701					1713
Bournemouth (BMH)	d				1624					1702					1715
Branksome (BSM)	d				1629					1708					
Parkstone (Dorset) (PKS)	d				1632					1711					
Poole (POO)	a				1636					1716					1725
Poole (POO)	d				1637					1717					
Hamworthy (HAM)	d				1642					1722					
Holton Heath (HOL)	d									1726					
Wareham (WRM)	d				1649					1730					
Wool (WOO)	d				1655					1737					
Moreton (Dorset) (MTN)	d									1743					
Dorchester South (DCH)	d				1706					1751					
Dorchester West (DCW)	d								1653						
Upwey (UPW)	d								1701		1757				
Weymouth (WEY)	a				1715				1706		1802				

NOTES (see introductory pages for explanation of train operator codes and standard symbols)

- a Arrival time
- d Departure time
- u Stops to pick up only
- G Runs until 31 October
- H To Salisbury, see table 156
- P From Manchester Piccadilly, see table 050
- S From Great Malvern, see table 133



## London to Winchester, Fareham, Portsmouth, Southampton, Lymington, Yarmouth (IOW), Bournemouth and Weymouth

### Mondays to Fridays

Operator Train ID Days of operation/Notes 1st Class/Reservations/Bus/Ferry Catering facilities	SW	SW	SW	SW	SW	SW	SW	SW	SW	SW	SW	SW	SW	SW	XC	GW	SW	SW
	1W31	2B49	1J45	2B49	2B91	2T45	1W73	2B61	1J47		2B61	2S51	1T49	1020	2O80	1W33	2B51	
	□	□	□	□	□	□	□	□	□	□	□	□	□	□	□	□	□	□
London Waterloo (WAT) ↻ 15 d	1535					1512	1605					1609					1635	
Clapham Junction (CLJ) 10 d						1519u	1612u										1659u	
Woking (WOK) d	1600					1549						1634						
Farnborough (Main) (FNB) d						1603						1645						
Fleet (FLE) d						1608												
Reading (RDG) 7 d															1652			
Basingstoke (BSK) d						1629	1648					1700	1711					
Micheldever (MIC) d												1710						
Winchester (WIN) d	1633				1638	1645	1706					1720	1727			1733		
Shawford (SHW) d					1643													
Romsey (ROM) d												1707						
Chandlers Ford (CFR) d												1714						
Eastleigh (ESL) 3 a					1649	1653						1720	1728					
Eastleigh (ESL) 3 d					1649	1654						1721	1729					
Hedge End (HDE) d						1700							1735					
Botley (BOE) d						1704							1739					
Fareham (FRM) a						1712							1746					
Portchester (PTC) a						1718							1753					
Cosham (CSA) a						1722							1758					
Hilsea (HLS) a													1803					
Fratton (FTN) a						1730							1807					
Portsmouth & Southsea (PMS) a						1734							1811					
Portsmouth Harbour (PMH) a						1739							1820					
Southampton Airport Parkwy (SOA) ↵ d	1642				1654		1715					1725		1735		1742		
Swaythling (SWG) d					1656							1727						
St Denys (SDN) d					1659							1730						
Southampton Central (SOU) a	1649				1704		1722					1736		1742		1749		
Southampton Central (SOU) d	1653	1656			1713		1725	1728				1737		1745		1753	1756	
Millbrook (Hants) (MBK) d												1740						
Redbridge (RDB) d					1717							1743a						
Totton (TTN) d		1702		←	1720			1734				←					1802	
Ashurst New Forest (ANF) d		1706		1706				1738				1738					1806	
Beaulieu Road (BEU) d		↘		1711				↘									↘	
Brockenhurst (BCU) 3 a	1708			1717	1731		1739					1746					1807	
Brockenhurst (BCU) 3 d	1709		1714	1717	1732		1740		1744			1747					1808	
Lymington Town (LYT) d				1722					1752									
Lymington Pier (LYP) a				1724					1754									
Lymington Pier (LYP) a											1800							
Yarmouth (I.O.W.) (YMH) a											1840							
Sway (SWY) d				1722								1751						
New Milton (NWM) d				1727	1739							1756						
Hinton Admiral (HNA) d				1731								1800						
Christchurch (CHR) d				1736	1746							1805						
Pokesdown (POK) d				1739								1809						
Bournemouth (BMH) a	1724			1743	1752		1755					1813		1817		1824		
Bournemouth (BMH) d	1725			1745			1757					1814				1826		
Branksome (BSM) d	1730			1750								1819				1831		
Parkstone (Dorset) (PKS) d	1733			1753								1822				1834		
Poole (POO) 4 a	1737			1756			1806					1826				1837		
Poole (POO) 4 d	1738						1807									1838		
Hamworthy (HAM) d	1743						1812									1843		
Holton Heath (HOL) d							1816											
Wareham (WRM) d	1750						1821									1850		
Wool (WOO) d	1756						1827									1857		
Moreton (Dorset) (MTN) d							1841e											
Dorchester South (DCH) d	1809						1849									1909		
Dorchester West (DCW) d															1854			
Upwey (UPW) d							1855								1901			
Weymouth (WEY) a	1818						1900								1906	1923		

**NOTES** (see introductory pages for explanation of train operator codes and standard symbols)

- a Arrival time
- d Departure time
- u Stops to pick up only
- e Arrives 8 minutes earlier
- H To Salisbury, see table 156
- P From Manchester Piccadilly, see table 050
- T Also calls at Surbiton 1530, Walton-On-Thames 1537, Weybridge 1541, Brookwood 1555, Winchfield 1614 and Hook 1618
- U From Worcester Foregate Street, see table 133

London to Winchester, Fareham, Portsmouth, Southampton, Lymington, Yarmouth (IOW), Bournemouth and Weymouth

**Mondays to Fridays**

Operator	SW	SW	SW	SW	SW	SW	SW	SW	SW	XC	GW	SW	SW	SW	SW	SW	SW		
Train ID	1J49	MFO	2B51	2B93	1W75	2B53	1J51	2S55	1T53	1022	2082	1W35	2B55	1J53		1W77	2B57		
Days of operation/Notes		TH						H		P	Q								
1st Class/Reservations/Bus/Ferry Catering facilities	1	1	1		1	1	1	1	1	1	1	1	1	1	1	1	1		
London Waterloo (WAT)	15 d					1705											1805		
Clapham Junction (CLJ)	10 d																		
Woking (WOK)	d																		
Farnborough (Main) (FNB)	d																		
Fleet (FLE)	d																		
Reading (RDG)	7 d										1752								
Basingstoke (BSK)	d					1746					1754	1811		1817			1846		
Micheldever (MIC)	d										1804								
Winchester (WIN)	d				1744	1803					1814	1827		1833			1903		
Shawford (SHW)	d				1749						1818								
Romsey (ROM)	d										1807								
Chandlers Ford (CFR)	d										1814								
Eastleigh (ESL)	3 a				1754						1820	1824							
Eastleigh (ESL)	3 d				1755						1821	1825							
Hedge End (HDE)	d											1831							
Botley (BOE)	d											1836							
Fareham (FRM)	a											1844							
Portchester (PTC)	a											1850							
Cosham (CSA)	a											1855							
Hilsea (HLS)	a											1905							
Fratton (FTN)	a											1909							
Portsmouth & Southsea (PMS)	a											1913							
Portsmouth Harbour (PMH)	a											1920							
Southampton Airport Parkwy (SOA)	d				1800	1811					1825			1835		1842		1911	
Swaythling (SWG)	d				1802						1828								
St Denys (SDN)	d				1806						1831								
Southampton Central (SOU)	a				1811	1818					1837			1843		1849		1918	
Southampton Central (SOU)	d					1822	1825				1840			1845		1853	1856	1922	1925
Millbrook (Hants) (MBK)	d										1848c								
Redbridge (RDB)	d										1852a								
Totton (TTN)	d															1901		1930	
Ashurst New Forest (ANF)	d				1806											1906		1935	
Beaulieu Road (BEU)	d				1811														
Brockenhurst (BCU)	3 a				1817									1858		1914		1943	
Brockenhurst (BCU)	3 d	1814			1817				1843	1848		1859		1915	1918			1944	
Lymington Town (LYT)	d	1822							1856						1926				
Lymington Pier (LYP)	a	1824							1859						1929				
Lymington Pier (LYP)	d																2000		
Yarmouth (I.O.W.) (YMH)	a																2040		
Sway (SWY)	d				1822				1848							1919		1948	
New Milton (NWM)	d				1827				1853							1924		1953	
Hinton Admiral (HNA)	d				1831				1857							1928		1957	
Christchurch (CHR)	d				1836				1902							1933		2002	
Pokesdown (POK)	d				1839				1905							1937		2006	
Bournemouth (BMH)	a				1843				1849	1909				1914		1921	1941	1949	2010
Bournemouth (BMH)	d								1850	1911						1922	1942	1950	2011
Branksome (BSM)	d								1855	1916						1927	1947	1955	2016
Parkstone (Dorset) (PKS)	d								1858	1919						1930	1950	1958	2019
Poole (POO)	4 a								1902	1924						1934	1955	2002	2024
Poole (POO)	4 d								1903							1935		2003	
Hamworthy (HAM)	d								1908							1940		2008	
Holton Heath (HOL)	d								1912									2012	
Wareham (WRM)	d								1917							1947		2017	
Wool (WOO)	d								1923							1953		2023	
Moreton (Dorset) (MTN)	d								1929									2029	
Dorchester South (DCH)	d								1937							2004		2037	
Dorchester West (DCW)	d															1951			
Upwey (UPW)	d								1944							1958		2044	
Weymouth (WEY)	a								1950							2003	2015	2050	

NOTES (see introductory pages for explanation of train operator codes and standard symbols)

- a Arrival time
- d Departure time
- c Arrives 6 minutes earlier
- H To Salisbury, see table 156
- P From Manchester Piccadilly, see table 050
- Q From Gloucester, see table 133
- TH Also runs on Thursdays 2 June, 16 June and 25 August
- MFO Mondays and Fridays only

## London to Winchester, Fareham, Portsmouth, Southampton, Lymington, Yarmouth (IOW), Bournemouth and Weymouth

### Mondays to Fridays

Operator Train ID Days of operation/Notes 1st Class/Reservations/Bus/Ferry Catering facilities	SW 1J55	SW 2S59 H	SW 1T57	SW 1W37	SW 2B59	SW 1J57	SW 1W79	SW 1B59	SW 1J59	SW 1B59	SW 2S63 H	SW 1T61	XC 1O26 P P P	SW 1W81	SW 1J61	SW 1B63	SW 1B65
London Waterloo (WAT) ⇄	15 d		1809	1835			1905					1909		1935			2005
Clapham Junction (CLJ)	10 d						1912u										2012u
Woking (WOK)	d		1834											2000			
Farnborough (Main) (FNB)	d																
Fleet (FLE)	d																
Reading (RDG)	7 d													1950			
Basingstoke (BSK)	d		1855	1917			1948					2000	2011				2049
Micheldever (MIC)	d		1905									2010					
Winchester (WIN)	d		1914	1934			2005					2019		2032		2048	2105
Shawford (SHW)	d		1919									2024				2053	
Romsey (ROM)	d	1907									2007						
Chandlers Ford (CFR)	d	1914									2014						
Eastleigh (ESL)	3 a	1920	1925								2020	2029				2059	
Eastleigh (ESL)	3 d	1921	1929								2021	2030				2103	
Hedge End (HDE)	d		1935									2036					
Botley (BOE)	d		1939									2040					
Fareham (FRM)	a		1946									2048					
Portchester (PTC)	a		1953									2054					
Cosham (CSA)	a		1957									2058					
Hilsea (HLS)	a		2003									2103					
Fratton (FTN)	a		2007									2107					
Portsmouth & Southsea (PMS)	a		2012									2112					
Portsmouth Harbour (PMH) ⚓	a		2020									2118					
Southampton Airport Parkwy (SOA) ↔	d	1925		1943			2014				2025		2035	2041		2107	2114
Swaythling (SWG)	d	1927									2027						
St Denys (SDN)	d	1930									2030					2113	
Southampton Central (SOU)	a	1935		1950			2021				2035		2043	2048		2118	2122
Southampton Central (SOU)	d	1937		1953 1956			2025 2028				2037		2045	2051		2130	2125
Millbrook (Hants) (MBK)	d	1940									2040					↗	
Redbridge (RDB)	d	1943a									2043a						
Totton (TTN)	d				2002			2033			↖						2130
Ashurst New Forest (ANF)	d				2006			2038			2038						
Beaulieu Road (BEU)	d							↘									
Brockenhurst (BCU)	3 a			2014			2040				2046				2107		2141
Brockenhurst (BCU)	3 d	1948			2015	2018	2041		2048	2046				2108	2118		2142
Lymington Town (LYT)	d	1956				2026			2056						2126		
Lymington Pier (LYP)	a	1959				2029			2059						2129		
Lymington Pier (LYP) ⚓	d																
Yarmouth (I.O.W.) (YMH) ⚓	a																
Sway (SWY)	d				2019					2051							2146
New Milton (NWM)	d				2024					2056							2151
Hinton Admiral (HNA)	d				2028					2100							2155
Christchurch (CHR)	d				2033					2105							2200
Pokesdown (POK)	d				2037					2108							2204
Bournemouth (BMH)	a			2020 2041			2057			2112			2115	2123			2208
Bournemouth (BMH)	d			2022 2042			2101			2114				2127			
Branksome (BSM)	d			2030 2047			2106			2119				2132			
Parkstone (Dorset) (PKS)	d			2033 2050			2109			2122				2135			
Poole (POO)	4 a			2037 2056			2112			2125				2138			
Poole (POO)	4 d			2038			2113							2139			
Hamworthy (HAM)	d			2043			2118							2144			
Holton Heath (HOL)	d																
Wareham (WRM)	d			2049			2126							2151			
Wool (WOO)	d			2056			2133							2158			
Moreton (Dorset) (MTN)	d						2139							2204			
Dorchester South (DCH)	d			2107			2147							2212			
Dorchester West (DCW)	d																
Upwey (UPW)	d						2153							2218			
Weymouth (WEY)	a			2117			2159							2223			

**NOTES** (see introductory pages for explanation of train operator codes and standard symbols)

- a Arrival time
- d Departure time
- u Stops to pick up only
- H To Salisbury, see table 156
- P From Manchester Piccadilly, see table 050

London to Winchester, Fareham, Portsmouth, Southampton, Lymington, Yarmouth (IOW), Bournemouth and Weymouth

**Mondays to Fridays**

Operator	SW 1J63	SW 1B63	SW 2S67 H	SW 1T65	SW 1W83	SW 1B63	SW 1J65	GW 2O98 W	GW 2M95 Y	GW 1F91 X	SW 2S71 H	GW 1F91 X	SW 1T69	XC 1O30 P	SW 1W85	SW 2B73	SW 2S75 H
Train ID	□	□	□	□	□	□	□	□	□	□	□	□	□	□◇	□	□	□
Days of operation/Notes																	
1st Class/Reservations/Bus/Ferry																	
Catering facilities																	
London Waterloo (WAT)				2009	2035								2108		2135		
Clapham Junction (CLJ)													2115u				
Woking (WOK)				2034	2100										2200		
Farnborough (Main) (FNB)				2045													
Fleet (FLE)																	
Reading (RDG)														2152			
Basingstoke (BSK)				2059									2200	2211			
Micheldever (MIC)				2109									2210				
Winchester (WIN)				2120	2133								2219		2233		
Shawford (SHW)				2125									2224				
Romsey (ROM)			2107							2155	2207						2311
Chandlers Ford (CFR)			2114								2214						2318
Eastleigh (ESL)	3		2120	2130						2219	2221	←	2230				2324
Eastleigh (ESL)	3		2121	2131				2209	2224	2222	2224	2233					2324
Hedge End (HDE)				2137						↘		2230	2239				
Botley (BOE)				2141								2234	2243				
Fareham (FRM)				2148								2241	2251				
Portchester (PTC)				2154									2257				
Cosham (CSA)				2159									2301				
Hilsea (HLS)				2204									2306				
Fratton (FTN)				2208									2256	2310			
Portsmouth & Southsea (PMS)				2211									2259	2317			
Portsmouth Harbour (PMH)				2218									2304	2324			
Southampton Airport Parkwy (SOA)			2125		2142				2213		2226			2235	2242		2328
Swaythling (SWG)			2127								2228						2331
St Denys (SDN)			2130								2231						2334
Southampton Central (SOU)		←	2135		2149				2221		2236			2244	2250		2340
Southampton Central (SOU)		2130	2137		2151						2238			2245	2251		2342
Millbrook (Hants) (MBK)			2140								2240						2344
Redbridge (RDB)			2143a								2244a						2348a
Totton (TTN)		2136													2257		
Ashurst New Forest (ANF)		2140													2301		
Beaulieu Road (BEU)		2145															
Brockenhurst (BCU)	3		2152		2204	←									2309		
Brockenhurst (BCU)	3	2148	2216		2205	2216	2218				2226				2310	2316	
Lymington Town (LYT)		2156	↘				2226				2229						
Lymington Pier (LYP)		2159					2229										
Lymington Pier (LYP)																	
Yarmouth (I.O.W.) (YMH)																	
Sway (SWY)							2221										2321
New Milton (NWM)							2226										2326
Hinton Admiral (HNA)							2230										2330
Christchurch (CHR)							2235										2335
Pokesdown (POK)							2238										2338
Bournemouth (BMH)				2220	2242									2314	2325	2342	
Bournemouth (BMH)				2224	2244										2328	2344	
Branksome (BSM)				2229	2249										2333	2349	
Parkstone (Dorset) (PKS)				2232	2252										2336	2352	
Poole (POO)	4			2236	2255										2340	2355	
Poole (POO)	4			2237											2341		
Hamworthy (HAM)				2242											2346		
Holton Heath (HOL)																	
Wareham (WRM)					2249										2353		
Wool (WOO)					2255										2359		
Moreton (Dorset) (MTN)					2301										0005		
Dorchester South (DCH)					2309										0013		
Dorchester West (DCW)								2257									
Upwey (UPW)					2316			2304							0020		
Weymouth (WEY)					2320			2309							0024		

NOTES (see introductory pages for explanation of train operator codes and standard symbols)

- a Arrival time
- d Departure time
- u Stops to pick up only
- H To Salisbury, see table 156
- P From Manchester Piccadilly, see table 050
- W From Bristol Parkway, see table 133
- X From Cardiff Central to Portsmouth Harbour, see table 133
- Y From Portsmouth Hbr to Bristol Temple Meads, see table 133

## London to Winchester, Fareham, Portsmouth, Southampton, Lymington, Yarmouth (IOW), Bournemouth and Weymouth

### Mondays to Fridays

Operator	SW	XC	SW	SW	SW	SW
Train ID	1T73	1034	1B75	1B77	2B77	1B01
Days of operation/Notes		P				SM Z
1st Class/Reservations/Bus/Ferry	1	1◇	1	1	1	1
Catering facilities		⚡				
London Waterloo (WAT)	15 d	2208		2235	2305	2335 0105
Clapham Junction (CLJ)	10 d	2215u			2312u 2344u	0115
Woking (WOK)	d	2235	2300	2333	0004	0142
Farnborough (Main) (FNB)	d	2245			0015	0151s
Fleet (FLE)	d				0020	0157s
Reading (RDG)	7 d		2249			
Basingstoke (BSK)	d	2300	2311		2353	0035 0209s
Micheldever (MIC)	d	2310			0003	
Winchester (WIN)	d	2319		2333	0012	0051 0226s
Shawford (SHW)	d	2324			0017	
Romsey (ROM)	d					
Chandlers Ford (CFR)	d					
Eastleigh (ESL)	3 a	2330			0022	0059 0235s
Eastleigh (ESL)	3 d	2331			0023	0100
Hedge End (HDE)	d	2337				
Botley (BOE)	d	2341				
Fareham (FRM)	a	2348				
Portchester (PTC)	a	2354				
Cosham (CSA)	a	2359				
Hilsea (HLS)	a	0004				
Fratton (FTN)	a	0008				
Portsmouth & Southsea (PMS)	a	0011				
Portsmouth Harbour (PMH)	a	0016				
Southampton Airport Parkway (SOA)	4 d		2335	2342	0028	0105 0239s
Swaythling (SWG)	d					
St Denys (SDN)	d				0032s	0244s
Southampton Central (SOU)	a		2344	2350	0037	0112 0249
Southampton Central (SOU)	d			2353		0113
Millbrook (Hants) (MBK)	d					
Redbridge (RDB)	d					
Totton (TTN)	d					0118s
Ashurst New Forest (ANF)	d					
Beaulieu Road (BEU)	d					
Brockenhurst (BCU)	3 a			0006		0129s
Brockenhurst (BCU)	3 d			0007		
Lymington Town (LYT)	d					
Lymington Pier (LYP)	a					
Lymington Pier (LYP)	d					
Yarmouth (I.O.W.) (YMH)	a					
Sway (SWY)	d					
New Milton (NWM)	d					0137s
Hinton Admiral (HNA)	d					
Christchurch (CHR)	d					0144s
Pokesdown (POK)	d					0148s
Bournemouth (BMH)	a			0022		0152
Bournemouth (BMH)	d			0023		
Branksome (BSM)	d			0028		
Parkstone (Dorset) (PKS)	d			0031		
Poole (POO)	4 a			0035		
Poole (POO)	4 d					
Hamworthy (HAM)	d					
Holton Heath (HOL)	d					
Wareham (WRM)	d					
Wool (WOO)	d					
Moreton (Dorset) (MTN)	d					
Dorchester South (DCH)	d					
Dorchester West (DCW)	d					
Upwey (UPW)	d					
Weymouth (WEY)	a					

**NOTES** (see introductory pages for explanation of train operator codes and standard symbols)

- a Arrival time
- d Departure time
- s Stops to set down only
- u Stops to pick up only
- P From Manchester Piccadilly, see table 050
- Z Also calls at Vauxhall 0109, Wimbledon 0120 and Surbiton 0128
- SM Saturday mornings

London to Winchester, Fareham, Portsmouth, Southampton, Lymington, Yarmouth (IOW), Bournemouth and Weymouth

Saturdays

Operator	SW	SW	SW	SW	SW	SW	SW	SW	SW	SW	SW	SW	SW	SW	SW	SW	SW	SW	SW
Train ID	1W85	1B75	1B77	2B77	1B01	2B13	2W01	2W01	1J01	2W03	2W03	2W05	2W05	1J03	G	2S97	2Y18		
Days of operation/Notes					A		B	C		C	B	C	B						
1st Class/Reservations/Bus/Ferry	□	□	□	□	□	□	□	□	□	□	□	□	□	□	□	□	□	□	□
London Waterloo (WAT)	15 d				0105														
Clapham Junction (CLJ)	10 d				0115														
Woking (WOK)	d			0004	0142														
Farnborough (Main) (FNB)	d			0015	0151s														
Fleet (FLE)	d			0020	0157s														
Reading (RDG)	7 d																		
Basingstoke (BSK)	d			0035	0209s	0510													
Micheldever (MIC)	d		0003																
Winchester (WIN)	d		0012	0051	0226s	0526													
Shawford (SHW)	d		0017																
Romsey (ROM)	d																		0558
Chandlers Ford (CFR)	d																		0606
Eastleigh (ESL)	3 a		0022	0059	0235s	0535													0612
Eastleigh (ESL)	3 d		0023	0100		0536													0613
Hedge End (HDE)	d																		0624
Botley (BOE)	d																		
Fareham (FRM)	a																		
Portchester (PTC)	a																		
Cosham (CSA)	a																		
Hilsea (HLS)	a																		
Fratton (FTN)	a																		
Portsmouth & Southsea (PMS)	a																		
Portsmouth Harbour (PMH)	a																		
Southampton Airport Parkwy (SOA)	d		0028	0105	0239s	0540													0618
Swaythling (SWG)	d																		0620
St Denys (SDN)	d		0032s		0244s	0544													0623
Southampton Central (SOU)	a		0037	0112	0249	0549													0628
Southampton Central (SOU)	d			0113								0621	0621						0630
Millbrook (Hants) (MBK)	d																		0632
Redbridge (RDB)	d																		0636a
Totton (TTN)	d			0118s								0626	0626						
Ashurst New Forest (ANF)	d											0631	0631						
Beaulieu Road (BEU)	d																		
Brockenhurst (BCU)	3 a			0129s								0639	0639						
Brockenhurst (BCU)	3 d	0007							0612	0615	0615	0640	0640	0642					
Lymington Town (LYT)	d								0620					0650					
Lymington Pier (LYP)	a								0622					0652					
Lymington Pier (LYP)	d														0710				
Yarmouth (I.O.W.) (YMH)	a														0750				
Sway (SWY)	d									0620	0620	0644	0644						
New Milton (NWM)	d			0137s						0625	0625	0649	0649						
Hinton Admiral (HNA)	d									0629	0629	0653	0653						
Christchurch (CHR)	d			0144s						0634	0634	0658	0658						
Pokesdown (POK)	d			0148s						0637	0637	0702	0702						
Bournemouth (BMH)	a	0022		0152						0641	0641	0706	0706						
Bournemouth (BMH)	d	0023					0606	0611		0644	0644	0711	0711						
Branksome (BSM)	d	0028					0611	0616		0649	0649	0716	0716						
Parkstone (Dorset) (PKS)	d	0031					0614	0619		0652	0652	0719	0719						
Poole (POO)	4 a	0035					0618	0623		0655	0655	0723	0723						
Poole (POO)	4 d						0619	0624		0657	0657	0724	0724						
Hamworthy (HAM)	d						0624	0629		0702	0702	0729	0729						
Holton Heath (HOL)	d						0628	0633		0706	0706	0733	0733						
Wareham (WRM)	d						0633	0638		0711	0711	0738	0738						
Wool (WOO)	d						0639	0644		0717	0717	0744	0744						
Moreton (Dorset) (MTN)	d	0005					0645	0650		0723	0723	0750	0750						
Dorchester South (DCH)	d	0013					0656	0658		0731	0731	0758	0758						
Dorchester West (DCW)	d																		
Upwey (UPW)	d	0020					0703	0705		0738	0738	0805	0805						
Weymouth (WEY)	a	0024					0709	0709		0742	0744	0809	0811						

NOTES (see introductory pages for explanation of train operator codes and standard symbols)

- a Arrival time
- d Departure time
- s Stops to set down only
- A Also calls at Vauxhall 0109, Wimbledon 0120 and Surbiton 0128
- B Runs from 15 October
- C Runs until 8 October
- E From Salisbury to Salisbury, see table 156
- G Runs until 29 October

# London to Winchester, Fareham, Portsmouth, Southampton, Lymington, Yarmouth (IOW), Bournemouth and Weymouth

## Saturdays

Operator	SW	SW	GW	SW	SW	SW	SW	SW	SW	SW	SW	SW	SW	SW	SW	SW	SW	SW
Train ID	1J05	L	2070	2T05	1W51	2W09	1J07	G	2S11	2T09	1J09	1W53	2W13	1J11	G	2S15	2T13	
Days of operation/Notes			F		H				J	K						J	M	
1st Class/Reservations/Bus/Ferry	1	1		1	1	1	1	1	1	1	1	1	1	1	1	1	1	
London Waterloo (WAT)	15	d			0530							0630					0642	
Clapham Junction (CLJ)	10	d			0537u							0637u					0649u	
Woking (WOK)		d			0603						0619	0657					0719	
Farnborough (Main) (FNB)		d									0633						0733	
Fleet (FLE)		d									0638						0738	
Reading (RDG)	7	d																
Basingstoke (BSK)		d			0624					0700		0718					0800	
Micheldever (MIC)		d			0634					0710							0810	
Winchester (WIN)		d			0643					0719		0734					0819	
Shawford (SHW)		d								0724							0824	
Romsey (ROM)		d							0707							0807		
Chandlers Ford (CFR)		d							0714							0814		
Eastleigh (ESL)	3	a			0651				0720	0729		0742				0820	0830	
Eastleigh (ESL)	3	d			0628	0652			0721	0730		0743				0821	0831	
Hedge End (HDE)		d			0634					0736							0837	
Botley (BOE)		d			0638					0740							0841	
Fareham (FRM)		a			0645					0747							0848	
Portchester (PTC)		a			0651					0753							0854	
Cosham (CSA)		a			0656					0758							0859	
Hilsea (HLS)		a			0703					0803							0904	
Fratton (FTN)		a			0707					0807							0908	
Portsmouth & Southsea (PMS)		a			0710					0810							0912	
Portsmouth Harbour (PMH)		a			0716					0818							0918	
Southampton Airport Parkwy (SOA)		d			0656				0725			0748				0825		
Swaythling (SWG)		d							0727							0827		
St Denys (SDN)		d							0730							0830		
Southampton Central (SOU)		a			0703				0735			0756				0836		
Southampton Central (SOU)		d			0705	0721			0737			0800	0817			0837		
Millbrook (Hants) (MBK)		d							0740							0840		
Redbridge (RDB)		d							0743a							0843a		
Totton (TTN)		d			0710	0726						0805	0822					
Ashurst New Forest (ANF)		d				0731							0827					
Beaulieu Road (BEU)		d											0831					
Brockenhurst (BCU)	3	a			0721	0739						0816	0837					
Brockenhurst (BCU)	3	d	0712		0722	0740	0742				0812	0817	0838	0842				
Lymington Town (LYT)		d	0720				0750				0820			0850				
Lymington Pier (LYP)		a	0722				0752				0822			0852				
Lymington Pier (LYP)		d		0745				0815							0900			
Yarmouth (I.O.W.) (YMH)		a		0825				0855							0940			
Sway (SWY)		d			0726	0744						0821	0842					
New Milton (NWM)		d			0731	0749						0826	0847					
Hinton Admiral (HNA)		d			0735	0753						0830	0851					
Christchurch (CHR)		d			0740	0758						0835	0856					
Pokesdown (POK)		d			0744	0802						0839	0900					
Bournemouth (BMH)		a			0748	0806						0843	0904					
Bournemouth (BMH)		d			0749	0811						0844	0909					
Branksome (BSM)		d			0754	0816						0849	0914					
Parkstone (Dorset) (PKS)		d			0757	0819						0852	0917					
Poole (POO)	4	a			0801	0823						0856	0921					
Poole (POO)	4	d			0802	0824						0857	0922					
Hamworthy (HAM)		d			0807	0829						0902	0927					
Holton Heath (HOL)		d				0833						0903	0931					
Wareham (WRM)		d			0813	0838						0909	0935					
Wool (WOO)		d			0820	0844						0915	0942					
Moreton (Dorset) (MTN)		d			0826	0850						0921	0948					
Dorchester South (DCH)		d			0834	0858						0929	0956					
Dorchester West (DCW)		d		0804														
Upwey (UPW)		d		0813	0841	0905						0936	1002					
Weymouth (WEY)		a		0818	0845	0909						0940	1007					

### NOTES (see introductory pages for explanation of train operator codes and standard symbols)

- a Arrival time
- d Departure time
- u Stops to pick up only
- F From Westbury, see table 133
- G Runs until 29 October
- H Also calls at Wimbledon 0543 and Surbiton 0551
- J To Salisbury, see table 156
- K Also calls at Brookwood 0625, Winchfield 0644 and Hook 0648
- L Runs from 5 November
- M Also calls at Surbiton 0700, Walton-On-Thames 0707, Weybridge 0711, Brookwood 0725, Winchfield 0744 and Hook 0748

## London to Winchester, Fareham, Portsmouth, Southampton, Lymington, Yarmouth (IOW), Bournemouth and Weymouth

### Saturdays

Operator	SW 1J13	GW 2071	SW 1W55	GW 2072	SW 2B15	SW 1W57	SW 1J15	SW	SW 2B15	SW 2S19	SW 1T17	XC 1004	SW 1W17	SW 1J17	SW 2B15	GW 1073	SW 2B19
Train ID		N		P						J		Q				R	
Days of operation/Notes																	
1st Class/Reservations/Bus/Ferry	1		1		1	1	1	1	1	1	1	1	1	1	1	1	1
London Waterloo (WAT)	15 d		0735			0805					0809		0835				
Clapham Junction (CLJ)	10 d					0812u											
Woking (WOK)	d		0800								0834		0900				
Farnborough (Main) (FNB)	d										0845						
Fleet (FLE)	d																
Reading (RDG)	7 d											0852					
Basingstoke (BSK)	d		0821			0849					0900	0911					
Micheldever (MIC)	d										0910						
Winchester (WIN)	d		0838		0850	0905					0919	0927	0933				0949
Shawford (SHW)	d				0855												0954
Romsey (ROM)	d										0907						
Chandlers Ford (CFR)	d										0914						
Eastleigh (ESL)	3 a		0846		0900						0920	0927					0959
Eastleigh (ESL)	3 d		0847		0901						0921	0928					1000
Hedge End (HDE)	d											0934					
Botley (BOE)	d											0938					
Fareham (FRM)	a											0946					
Portchester (PTC)	a											0953					
Cosham (CSA)	a											0958					
Hilsea (HLS)	a											1003					
Fratton (FTN)	a											1007					
Portsmouth & Southsea (PMS)	a											1011					
Portsmouth Harbour (PMH)	a											1018					
Southampton Airport Parkwy (SOA)	4 d		0851		0905	0914					0925		0935	0942			1005
Swaythling (SWG)	d										0927						
St Denys (SDN)	d										0930						
Southampton Central (SOU)	a		0858		0912	0922			←		0936		0942	0949			1012
Southampton Central (SOU)	d		0900		0930	0924			0930		0937		0945	0951			1030
Millbrook (Hants) (MBK)	d				→						0940						→
Redbridge (RDB)	d										0943a						
Totton (TTN)	d		0905								0935						
Ashurst New Forest (ANF)	d										0940						
Beaulieu Road (BEU)	d										0944						
Brockenhurst (BCU)	3 a		0916			0937					0951		0958	1004		←	
Brockenhurst (BCU)	3 d	0912	0917			0938	0942		1016				0959	1005	1012	1016	
Lymington Town (LYT)	d	0920					0950		→						1020		
Lymington Pier (LYP)	a	0922					0952								1022		
Lymington Pier (LYP)	d							1000									
Yarmouth (I.O.W.) (YMH)	a							1040									
Sway (SWY)	d		0921														1021
New Milton (NWM)	d		0926			0945											1026
Hinton Admiral (HNA)	d		0930														1030
Christchurch (CHR)	d		0935			0952											1035
Pokesdown (POK)	d		0939			0956											1038
Bournemouth (BMH)	a		0943			1000						1013	1020				1042
Bournemouth (BMH)	d		0944			1004							1024				1044
Branksome (BSM)	d		0949										1029				1049
Parkstone (Dorset) (PKS)	d		0952										1032				1052
Poole (POO)	4 a		0956			1013							1036				1055
Poole (POO)	4 d		0957			1014							1037				
Hamworthy (HAM)	d		1002			1019							1042				
Holton Heath (HOL)	d					1023											
Wareham (WRM)	d		1009			1028							1049				
Wool (WOO)	d					1035											
Moreton (Dorset) (MTN)	d					1041											
Dorchester South (DCH)	d		1027			1051c							1105				
Dorchester West (DCW)	d		1014		1043												1116
Upwey (UPW)	d				1051	1058											
Weymouth (WEY)	a		1024	1035	1056	1102							1113				1126

**NOTES** (see introductory pages for explanation of train operator codes and standard symbols)

- a Arrival time
- d Departure time
- u Stops to pick up only
- c Arrives 3 minutes earlier
- J To Salisbury, see table 156
- N Runs until 10 September. From Swindon, see table 133
- P From Bristol Temple Meads, see table 133
- Q From Manchester Piccadilly, see table 050
- R Runs until 10 September. From Bristol Temple Meads, see table 133



## London to Winchester, Fareham, Portsmouth, Southampton, Lymington, Yarmouth (IOW), Bournemouth and Weymouth

### Saturdays

Operator Train ID Days of operation/Notes 1st Class/Reservations/Bus/Ferry	SW	SW	SW	SW	SW	SW	SW	SW	SW	SW	SW	SW	SW	SW	SW	SW	SW
	1W59	1J19	G	2B19	2S23 J	1T21	1W19	1J21	2B19	GW 2074 S	2B23	1W61	1J23		2B23	2S27 J	1T25
	□	□	☐	□	□	□	□	□	□	□	□	□	□	☐	□	□	□
London Waterloo (WAT)	15 d	0905				0909	0935					1005					1009
Clapham Junction (CLJ)	10 d	0912u										1012u					
Woking (WOK)	d					0934	1000										1034
Farnborough (Main) (FNB)	d					0945											1045
Fleet (FLE)	d																
Reading (RDG)	7 d																
Basingstoke (BSK)	d	0949				1000						1049					1100
Micheldever (MIC)	d					1010											1110
Winchester (WIN)	d	1005				1019	1033				1049	1105					1119
Shawford (SHW)	d										1054						
Romsey (ROM)	d					1007											1107
Chandlers Ford (CFR)	d					1014											1114
Eastleigh (ESL)	3 a					1020	1027				1059						1120 1127
Eastleigh (ESL)	3 d					1021	1028				1100						1121 1128
Hedge End (HDE)	d						1034										1134
Botley (BOE)	d						1038										1138
Fareham (FRM)	a						1046										1146
Portchester (PTC)	a						1053										1153
Cosham (CSA)	a						1058										1158
Hilsea (HLS)	a						1103										1203
Fratton (FTN)	a						1107										1207
Portsmouth & Southsea (PMS)	a						1111										1211
Portsmouth Harbour (PMH)	☐ a						1118										1218
Southampton Airport Parkwy (SOA)	← d	1014				1025		1042			1105	1114					1125
Swaythling (SWG)	d					1027											1127
St Denys (SDN)	d					1030											1130
Southampton Central (SOU)	a	1022			←	1036		1050			1112	1122			←		1136
Southampton Central (SOU)	d	1024			1030	1037		1051			1130	1124			1130		1137
Millbrook (Hants) (MBK)	d					1040					↘						1140
Redbridge (RDB)	d					1043a											1143a
Totton (TTN)	d				1035												1135
Ashurst New Forest (ANF)	d				1040												1140
Beaulieu Road (BEU)	d																1144
Brockenhurst (BCU)	3 a	1037			1051			1105		←		1137					1151
Brockenhurst (BCU)	3 d	1038	1042		1116			1106	1112	1116		1138	1142				1216
Lymington Town (LYT)	d		1050		↘				1120				1150				↘
Lymington Pier (LYP)	a		1052						1122				1152				
Lymington Pier (LYP)	☐ d				1100										1200		
Yarmouth (I.O.W.) (YMH)	☐ a				1140										1240		
Sway (SWY)	d									1121							
New Milton (NWM)	d	1045								1126		1145					
Hinton Admiral (HNA)	d									1130							
Christchurch (CHR)	d	1052								1135		1152					
Pokesdown (POK)	d	1056								1138		1156					
Bournemouth (BMH)	a	1100						1120		1142		1200					
Bournemouth (BMH)	d	1104						1124		1144		1204					
Branksome (BSM)	d							1129		1149							
Parkstone (Dorset) (PKS)	d							1132		1152							
Poole (POO)	4 a	1113						1136		1155			1213				
Poole (POO)	4 d	1114						1137				1214					
Hamworthy (HAM)	d	1119						1142				1219					
Holton Heath (HOL)	d	1123										1223					
Wareham (WRM)	d	1128						1149				1228					
Wool (WOO)	d	1135										1235					
Moreton (Dorset) (MTN)	d	1141										1241					
Dorchester South (DCH)	d	1149						1205				1249					
Dorchester West (DCW)	d										1153						
Upwey (UPW)	d	1155									1202		1255				
Weymouth (WEY)	a	1200						1213			1208		1300				

NOTES (see introductory pages for explanation of train operator codes and standard symbols)

- a Arrival time
- d Departure time
- u Stops to pick up only
- G Runs until 29 October
- J To Salisbury, see table 156
- S From Gloucester, see table 133

London to Winchester, Fareham, Portsmouth, Southampton, Lymington, Yarmouth (IOW), Bournemouth and Weymouth

Saturdays

Operator	XC	SW	SW	SW	SW	SW	SW	SW	SW	SW	SW	SW	SW	SW	SW	SW	GW	SW	SW
Train ID	1008	1W21	1J25	2B23	2B27	1W63	1J27	G	2B27	2S31	1T29	1W23	1J29	2B27	2076	2B31	1W65		
Days of operation/Notes	Q	□	□	□	□	□	□	⚓	□	□	□	□	□	□	S	□	□		
1st Class/Reservations/Bus/Ferry	□	□	□	□	□	□	□	□	□	□	□	□	□	□	□	□	□		
Catering facilities	⚓																		
London Waterloo (WAT)	15 d		1035				1105					1109	1135						1205
Clapham Junction (CLJ)	10 d						1112u												1212u
Woking (WOK)	d		1100									1134	1200						
Farnborough (Main) (FNB)	d											1145							
Fleet (FLE)	d																		
Reading (RDG)	7 d	1051																	
Basingstoke (BSK)	d	1111					1149					1200							1248
Micheldever (MIC)	d											1210							
Winchester (WIN)	d	1127	1133				1149	1205				1220	1233					1249	1305
Shawford (SHW)	d						1154											1254	
Romsey (ROM)	d											1207							
Chandlers Ford (CFR)	d											1214							
Eastleigh (ESL)	3 a						1159					1220	1228					1259	
Eastleigh (ESL)	3 d						1200					1221	1228					1300	
Hedge End (HDE)	d												1234						
Botley (BOE)	d												1238						
Fareham (FRM)	a												1246						
Portchester (PTC)	a												1253						
Cosham (CSA)	a												1258						
Hilsea (HLS)	a												1303						
Fratton (FTN)	a												1307						
Portsmouth & Southsea (PMS)	a												1311						
Portsmouth Harbour (PMH)	⚓ a												1318						
Southampton Airport Parkwy (SOA)	← d	1135	1142				1205	1214				1225		1242				1305	1314
Swaythling (SWG)	d											1227							
St Denys (SDN)	d											1230							
Southampton Central (SOU)	a	1142	1150				1212	1222			←	1236	1249					1312	1322
Southampton Central (SOU)	d	1145	1153				1230	1224			→	1237	1251					1330	1324
Millbrook (Hants) (MBK)	d						→					1240						→	
Redbridge (RDB)	d											1243a							
Totton (TTN)	d											1235							
Ashurst New Forest (ANF)	d											1240							
Beaulieu Road (BEU)	d																		
Brockenhurst (BCU)	3 a		1206		←		1237					1251		1304		←			1337
Brockenhurst (BCU)	3 d		1207	1212	1216		1238	1242			→	1316		1305	1312	1316			1338
Lymington Town (LYT)	d			1220				1250							1320				
Lymington Pier (LYP)	a			1222				1252							1322				
Lymington Pier (LYP)	⚓ d								1300										
Yarmouth (I.O.W.) (YMH)	⚓ a								1340										
Sway (SWY)	d				1221													1321	
New Milton (NWM)	d				1226		1245											1326	1345
Hinton Admiral (HNA)	d				1230													1330	
Christchurch (CHR)	d				1235		1252											1335	1352
Pokesdown (POK)	d				1238		1256											1338	1356
Bournemouth (BMH)	a	1213	1222		1242		1300						1320					1342	1400
Bournemouth (BMH)	d		1226		1244		1304						1324					1344	1404
Branksome (BSM)	d		1231		1249								1329					1349	
Parkstone (Dorset) (PKS)	d		1234		1252								1332					1352	
Poole (POO)	4 a		1237		1255		1313						1336					1355	1413
Poole (POO)	4 d		1238				1314						1337						1414
Hamworthy (HAM)	d		1243				1319						1342						1419
Holton Heath (HOL)	d						1323												1423
Wareham (WRM)	d		1250				1328						1349						1428
Wool (WOO)	d						1335												1435
Moreton (Dorset) (MTN)	d						1341												1441
Dorchester South (DCH)	d		1306				1349						1405						1449
Dorchester West (DCW)	d																	1354	
Upwey (UPW)	d						1355											1403	1455
Weymouth (WEY)	a		1314				1400						1414					1408	1500

NOTES (see introductory pages for explanation of train operator codes and standard symbols)

- a Arrival time
- d Departure time
- u Stops to pick up only
- G Runs until 29 October
- J To Salisbury, see table 156
- Q From Manchester Piccadilly, see table 050
- S From Gloucester, see table 133

## London to Winchester, Fareham, Portsmouth, Southampton, Lymington, Yarmouth (IOW), Bournemouth and Weymouth

### Saturdays

Operator	SW	SW	SW	SW	SW	XC	SW	SW	SW	SW	GW	SW	SW	SW	SW	SW	SW	SW
Train ID	1J31		2B31	2S35	1T33	1012	1W25	1J33	2B31	2077	2B35	1W67	1J35		2B35	2S39	1T37	
Days of operation/Notes	1	1	1	J	1	Q	1	1	1	T	1	1	1	1	1	J	1	1
1st Class/Reservations/Bus/Ferry	1	1	1	1	1	1	1	1	1	1	1	1	1	1	1	1	1	1
Catering facilities	1	1	1	1	1	1	1	1	1	1	1	1	1	1	1	1	1	1
London Waterloo (WAT)	15 d				1209		1235					1305						1309
Clapham Junction (CLJ)	10 d											1312u						
Woking (WOK)	d				1234		1302											1334
Farnborough (Main) (FNB)	d				1245													1345
Fleet (FLE)	d																	
Reading (RDG)	7 d					1252												
Basingstoke (BSK)	d				1300	1311						1349						1400
Micheldever (MIC)	d				1310													1410
Winchester (WIN)	d				1319	1327	1334					1349	1405					1419
Shawford (SHW)	d											1354						
Romsey (ROM)	d			1307													1407	
Chandlers Ford (CFR)	d			1314													1414	
Eastleigh (ESL)	3 a			1320	1327							1359					1420	1429
Eastleigh (ESL)	3 d			1321	1328							1400					1421	1429
Hedge End (HDE)	d				1334													1435
Botley (BOE)	d				1338													1439
Fareham (FRM)	a				1346													1447
Portchester (PTC)	a				1353													1453
Cosham (CSA)	a				1358													1458
Hilsea (HLS)	a				1403													1503
Fratton (FTN)	a				1407													1507
Portsmouth & Southsea (PMS)	a				1411													1511
Portsmouth Harbour (PMH)	1 a				1418													1518
Southampton Airport Parkwy (SOA)	4 d			1325		1335	1343					1405	1414					1425
Swaythling (SWG)	d			1327														1427
St Denys (SDN)	d			1330														1430
Southampton Central (SOU)	a		1336		1342	1350						1412	1422			1430		1435
Southampton Central (SOU)	d		1330	1337	1345	1351						1430	1424					1437
Millbrook (Hants) (MBK)	d			1340								1430						1440
Redbridge (RDB)	d			1343a														1443a
Totton (TTN)	d		1335															1435
Ashurst New Forest (ANF)	d		1340															1440
Beaulieu Road (BEU)	d		1344															
Brockenhurst (BCU)	3 a		1351				1405		1416			1437					1451	
Brockenhurst (BCU)	3 d	1342		1416			1406	1412	1416			1438	1442				1516	
Lymington Town (LYT)	d	1350		1420				1420					1450				1450	
Lymington Pier (LYP)	a	1352		1422				1422					1452				1452	
Lymington Pier (LYP)	1 a		1400															1500
Yarmouth (I.O.W.) (YMH)	1 a		1440															1540
Sway (SWY)	d								1421									
New Milton (NWM)	d								1426			1445						
Hinton Admiral (HNA)	d								1430									
Christchurch (CHR)	d								1435			1452						
Pokesdown (POK)	d								1438			1456						
Bournemouth (BMH)	a				1413	1420			1442			1500						
Bournemouth (BMH)	d					1424			1444			1504						
Branksome (BSM)	d					1429			1449									
Parkstone (Dorset) (PKS)	d					1432			1452									
Poole (POO)	4 a					1436			1455			1513						
Poole (POO)	4 d								1437			1514						
Hamworthy (HAM)	d								1442			1519						
Holton Heath (HOL)	d											1523						
Wareham (WRM)	d							1449				1528						
Wool (WOO)	d											1535						
Moreton (Dorset) (MTN)	d											1541						
Dorchester South (DCH)	d						1505					1549						
Dorchester West (DCW)	d										1543							
Upwey (UPW)	d											1555						
Weymouth (WEY)	a						1513				1553	1600						

**NOTES** (see introductory pages for explanation of train operator codes and standard symbols)

- a Arrival time
- d Departure time
- u Stops to pick up only
- G Runs until 29 October
- J To Salisbury, see table 156
- Q From Manchester Piccadilly, see table 050
- T Runs until 10 September. From Westbury, see table 133

## London to Winchester, Fareham, Portsmouth, Southampton, Lymington, Yarmouth (IOW), Bournemouth and Weymouth

### Saturdays

Operator	SW	SW	SW	SN	SW	SW	SW	SW	SW	SW	SW	XC	SW	SW	SW	GW	SW
Train ID	1W27	1J37	2B35	1Y65	2B39	1W69	1J39		2B39	2S43	1T41	1016	1W29	1J41	2B39	2078	2B43
Days of operation/Notes	1	1	1	U	1	1	1	1	1	1	1	Q	1	1	1	V	1
1st Class/Reservations/Bus/Ferry	1	1	1	U	1	1	1	1	1	1	1	1	1	1	1	1	1
Catering facilities	1	1	1	U	1	1	1	1	1	1	1	1	1	1	1	1	1
London Waterloo (WAT)	1335					1405					1409		1435				
Clapham Junction (CLJ)	10 d					1411u											
Woking (WOK)	d	1400									1434		1500				
Farnborough (Main) (FNB)	d										1445						
Fleet (FLE)	d																
Reading (RDG)	7 d											1453					
Basingstoke (BSK)	d					1449					1500	1511					
Micheldever (MIC)	d										1510						
Winchester (WIN)	d	1433				1449	1505				1519	1527	1533				1549
Shawford (SHW)	d					1454											1554
Romsey (ROM)	d										1507						
Chandlers Ford (CFR)	d										1514						
Eastleigh (ESL)	3 a					1459					1520	1527					1559
Eastleigh (ESL)	3 d			1441	1500						1521	1528					1600
Hedge End (HDE)	d											1534					
Botley (BOE)	d											1538					
Fareham (FRM)	a			1500								1546					
Portchester (PTC)	a											1553					
Cosham (CSA)	a											1558					
Hilsea (HLS)	a											1603					
Fratton (FTN)	a											1607					
Portsmouth & Southsea (PMS)	a											1611					
Portsmouth Harbour (PMH)	a											1618					
Southampton Airport Parkwy (SOA)	4 d	1442			1505	1514					1525		1535	1542			1605
Swaythling (SWG)	d										1527						
St Denys (SDN)	d										1530						
Southampton Central (SOU)	a	1449			1514	1522			←		1536		1542	1549			1612
Southampton Central (SOU)	d	1451			1530	1524			→		1537		1545	1551			1630
Millbrook (Hants) (MBK)	d				→						1540						→
Redbridge (RDB)	d										1543a						
Totton (TTN)	d										1535						
Ashurst New Forest (ANF)	d										1540						
Beaulieu Road (BEU)	d										1544						
Brockenhurst (BCU)	3 a	1504		←		1537					1551		1605		←		
Brockenhurst (BCU)	3 d	1505	1512	1516		1538	1542				1616		1606	1612	1616		
Lymington Town (LYT)	d		1520				1550				→			1620			
Lymington Pier (LYP)	a		1522				1552							1622			
Lymington Pier (LYP)	d							1600									
Yarmouth (I.O.W.) (YMH)	a							1640									
Sway (SWY)	d			1521													1621
New Milton (NWM)	d			1526		1545											1626
Hinton Admiral (HNA)	d			1530													1630
Christchurch (CHR)	d			1535		1552											1635
Pokesdown (POK)	d			1538		1556											1638
Bournemouth (BMH)	a	1520		1542		1600						1613	1620				1642
Bournemouth (BMH)	d	1524		1544		1604							1624				1644
Branksome (BSM)	d	1529		1549									1629				1649
Parkstone (Dorset) (PKS)	d	1532		1552									1632				1652
Poole (POO)	4 a	1536		1555									1636				1655
Poole (POO)	4 d	1537				1614							1637				
Hamworthy (HAM)	d	1542				1619							1642				
Holton Heath (HOL)	d					1623											
Wareham (WRM)	d	1549				1628							1649				
Wool (WOO)	d					1635											
Moreton (Dorset) (MTN)	d					1641											
Dorchester South (DCH)	d	1607c				1649							1705				
Dorchester West (DCW)	d																1653
Upwey (UPW)	d					1656											1702
Weymouth (WEY)	a	1615				1700							1714				1708

**NOTES** (see introductory pages for explanation of train operator codes and standard symbols)

- a Arrival time
- d Departure time
- u Stops to pick up only
- c Arrives 3 minutes earlier
- J To Salisbury, see table 156
- Q From Manchester Piccadilly, see table 050
- U To Brighton, see table 178
- V From Worcester Foregate Street, see table 133

London to Winchester, Fareham, Portsmouth, Southampton, Lymington, Yarmouth (IOW), Bournemouth and Weymouth

Saturdays

Operator	SW 1W71	SW 1J43	SW G	SW 2B43	SW 2S47 J	SW 1T45	SW 1W31	SW 1J45	SW 2B43	SW 2B47	SW 1W73	SW 1J47	SW 2B47	SW 2S51 J	SW 1T49	XC 1020 Q
Train ID	1	1	1	1	1	1	1	1	1	1	1	1	1	1	1	1
Days of operation/Notes																
1st Class/Reservations/Bus/Ferry																
Catering facilities																
London Waterloo (WAT)	1505					1509	1535				1605				1609	
Clapham Junction (CLJ)	1512u										1612u					
Woking (WOK)						1534	1600								1634	
Farnborough (Main) (FNB)						1545									1645	
Fleet (FLE)																
Reading (RDG)																1652
Basingstoke (BSK)	1549					1600					1649				1700	1711
Micheldever (MIC)						1610									1710	
Winchester (WIN)	1605					1619	1633			1649	1705				1719	1727
Shawford (SHW)										1654						
Romsey (ROM)						1607									1707	
Chandlers Ford (CFR)						1614									1714	
Eastleigh (ESL)	3 a					1620	1627			1659					1720	1727
Eastleigh (ESL)	3 d					1621	1628			1700					1721	1728
Hedge End (HDE)							1634									1734
Botley (BOE)							1638									1738
Fareham (FRM)							1646									1746
Portchester (PTC)							1653									1753
Cosham (CSA)							1658									1758
Hilsea (HLS)							1703									1803
Fratton (FTN)							1707									1807
Portsmouth & Southsea (PMS)							1711									1811
Portsmouth Harbour (PMH)							1718									1818
Southampton Airport Parkwy (SOA)	1614					1625		1642		1705	1714				1725	1735
Swaythling (SWG)						1627									1727	
St Denys (SDN)						1630									1730	
Southampton Central (SOU)	1622					1636	1649			1712	1722				1736	1742
Southampton Central (SOU)	1624					1630	1637	1651		1730	1724			1730	1737	1745
Millbrook (Hants) (MBK)							1640								1740	
Redbridge (RDB)							1643a								1743a	
Totton (TTN)						1635									1735	
Ashurst New Forest (ANF)						1640									1740	
Beaulieu Road (BEU)															1744	
Brockenhurst (BCU)	3 a	1637				1651		1704			1737				1751	
Brockenhurst (BCU)	3 d	1638	1642			1716		1705	1712	1716	1738	1742			1816	
Lymington Town (LYT)			1650						1720						1750	
Lymington Pier (LYP)			1652						1722						1752	
Lymington Pier (LYP)						1700								1800		
Yarmouth (I.O.W.) (YMH)						1740								1840		
Sway (SWY)										1721						
New Milton (NWM)	1645									1726		1745				
Hinton Admiral (HNA)										1730						
Christchurch (CHR)	1652									1735		1752				
Pokesdown (POK)	1656									1738		1756				
Bournemouth (BMH)	1700							1720		1742		1800				1813
Bournemouth (BMH)	1704							1724		1744		1804				
Branksome (BSM)								1729		1749						
Parkstone (Dorset) (PKS)								1732		1752						
Poole (POO)	4 a	1713						1736		1755		1813				
Poole (POO)	4 d	1714						1737				1814				
Hamworthy (HAM)		1719						1742				1819				
Holton Heath (HOL)		1723										1823				
Wareham (WRM)		1728						1749				1828				
Wool (WOO)		1735										1835				
Moreton (Dorset) (MTN)		1741										1841				
Dorchester South (DCH)		1749						1805				1849				
Dorchester West (DCW)																
Upwey (UPW)		1755										1855				
Weymouth (WEY)		1800						1813				1900				

NOTES (see introductory pages for explanation of train operator codes and standard symbols)

- a Arrival time
- d Departure time
- u Stops to pick up only
- G Runs until 29 October
- J To Salisbury, see table 156
- Q From Manchester Piccadilly, see table 050



London to Winchester, Fareham, Portsmouth, Southampton, Lymington, Yarmouth (IOW), Bournemouth and Weymouth

Saturdays

Operator	SW 1J55	SW 2B55	SW 2S59 J	SW 1T57	XC 1O24 Q	SW 1W37	SW 1J57	SW 2B55	SW 2B59	SW 1W79	SW 1J59	SW 2B59	SW 2S63 J	SW 1T61	SW 1W81	SW 1J61
Train ID	1	1	1	1	1	1	1	1	1	1	1	1	1	1	1	1
Days of operation/Notes	1	1	1	1	1	1	1	1	1	1	1	1	1	1	1	1
1st Class/Reservations/Bus/Ferry	1	1	1	1	1	1	1	1	1	1	1	1	1	1	1	1
Catering facilities	1	1	1	1	1	1	1	1	1	1	1	1	1	1	1	1
London Waterloo (WAT)	15 d				1809					1905				1909	1935	
Clapham Junction (CLJ)	10 d									1912u						
Woking (WOK)	d				1834			1900						1934	2000	
Farnborough (Main) (FNB)	d				1845									1945		
Fleet (FLE)	d															
Reading (RDG)	7 d					1852										
Basingstoke (BSK)	d				1900	1911				1949				2000		
Micheldever (MIC)	d				1910									2010		
Winchester (WIN)	d				1919		1933			1954	2006			2019	2033	
Shawford (SHW)	d									1959						
Romsey (ROM)	d				1908									2007		
Chandlers Ford (CFR)	d				1915									2014		
Eastleigh (ESL)	3 a				1921	1927				2004				2020	2027	
Eastleigh (ESL)	3 d				1921	1928				2005				2021	2028	
Hedge End (HDE)	d					1934									2034	
Botley (BOE)	d					1938									2038	
Fareham (FRM)	a					1946									2046	
Portchester (PTC)	a					1953									2053	
Cosham (CSA)	a					1958									2058	
Hilsea (HLS)	a					2003									2103	
Fratton (FTN)	a					2007									2107	
Portsmouth & Southsea (PMS)	a					2011									2111	
Portsmouth Harbour (PMH)	a					2018									2116	
Southampton Airport Parkwy (SOA)	4 d				1925		1935	1942		2009	2014			2025		2042
Swaythling (SWG)	d				1927									2027		
St Denys (SDN)	d				1930									2030		
Southampton Central (SOU)	a				1936		1942	1949		2016	2022			2036		2049
Southampton Central (SOU)	d				1930	1937	1945	1951		2030	2024		2030	2037		2051
Millbrook (Hants) (MBK)	d					1940								2040		
Redbridge (RDB)	d					1943a								2043a		
Totton (TTN)	d				1935									2035		
Ashurst New Forest (ANF)	d				1940									2040		
Beaulieu Road (BEU)	d				1944											
Brockenhurst (BCU)	3 a				1951		1958	2004				2037		2051		2104
Brockenhurst (BCU)	3 d	1942			2016		1959	2005	2012	2016		2038	2042	2116		2105
Lymington Town (LYT)	d	1950							2020					2050		2120
Lymington Pier (LYP)	a	1952							2022					2052		2122
Lymington Pier (LYP)	a		2000													
Yarmouth (I.O.W.) (YMH)	a		2040													
Sway (SWY)	d									2021						
New Milton (NWM)	d									2026						
Hinton Admiral (HNA)	d									2030						
Christchurch (CHR)	d									2035				2052		
Pokesdown (POK)	d									2038				2056		
Bournemouth (BMH)	a						2013	2020		2042				2100		2120
Bournemouth (BMH)	d							2024		2044				2104		2124
Branksome (BSM)	d							2029		2049						2129
Parkstone (Dorset) (PKS)	d							2032		2052						2132
Poole (POO)	4 a							2036		2055				2113		2136
Poole (POO)	4 d							2037						2114		2137
Hamworthy (HAM)	d							2042						2119		2142
Holton Heath (HOL)	d															
Wareham (WRM)	d								2049							2149
Wool (WOO)	d													2133		2155
Moreton (Dorset) (MTN)	d													2143e		2201
Dorchester South (DCH)	d								2105					2151		2209
Dorchester West (DCW)	d															
Upwey (UPW)	d															2216
Weymouth (WEY)	a								2113							2220

NOTES (see introductory pages for explanation of train operator codes and standard symbols)

- a Arrival time
- d Departure time
- u Stops to pick up only
- e Arrives 4 minutes earlier
- J To Salisbury, see table 156
- Q From Manchester Piccadilly, see table 050

London to Winchester, Fareham, Portsmouth, Southampton, Lymington, Yarmouth (IOW), Bournemouth and Weymouth

Saturdays

Operator	SW 2B59	SW 2B63	SW 1B65	SW 1J63	SW 2S67 J	SW 1T65	XC 1O28 Q	GW 2O98 P	SW 1W83	SW 1J65	SW 2B67	GW 2M95 X	SW 1B69	SW 2S71 J	SW 2T67 Y	XC 1O30 Q	SW 1W85
Train ID	□	□	□	□	□	□	□◇ Ꞥ	□	□	□	□	□	□	□	□	□◇ Ꞥ	□
Days of operation/Notes																	
1st Class/Reservations/Bus/Ferry																	
Catering facilities																	
London Waterloo (WAT) ⇄	15 d		2005			2009			2035				2105		2042		2135
Clapham Junction (CLJ)	10 d		2012u										2112u				
Woking (WOK)	d					2034			2100						2119		2200
Farnborough (Main) (FNB)	d					2045									2133		
Fleet (FLE)	d														2138		
Reading (RDG)	7 d						2052										2152
Basingstoke (BSK)	d		2049			2100	2111						2151		2200	2211	
Micheldever (MIC)	d					2110									2210		
Winchester (WIN)	d	2049	2105			2119			2133		2152		2208		2219		2233
Shawford (SHW)	d	2054									2157						
Romsey (ROM)	d				2107									2207			
Chandlers Ford (CFR)	d				2114									2214			
Eastleigh (ESL)	3 a	2059			2120	2127					2202			2216	2220	2227	
Eastleigh (ESL)	3 d	2100			2121	2128					2203	2209	2216	2222	2228		
Hedge End (HDE)	d					2134									2234		
Botley (BOE)	d					2138									2238		
Fareham (FRM)	a					2146									2249		
Portchester (PTC)	a					2153									2255		
Cosham (CSA)	a					2158									2259		
Hilsea (HLS)	a					2203									2304		
Fratton (FTN)	a					2207									2309		
Portsmouth & Southsea (PMS)	a					2211									2313		
Portsmouth Harbour (PMH) ⚓	a					2218									2318		
Southampton Airport Parkwy (SOA) ↔	d	2105	2114		2125		2135		2142		2208	2213	2220	2226		2235	2242
Swaythling (SWG)	d				2127										2228		
St Denys (SDN)	d				2130										2231		
Southampton Central (SOU)	a	2112	2122		2136		2144		2149		2217	2223	2227	2236		2242	2249
Southampton Central (SOU)	d		2124		2137		2145		2151				2229	2238		2245	2251
Millbrook (Hants) (MBK)	d				2140										2240		
Redbridge (RDB)	d				2143a										2244a		
Totton (TTN)	d		2129										2234				
Ashurst New Forest (ANF)	d		2134										2239				
Beaulieu Road (BEU)	d																
Brockenhurst (BCU)	3 a	←	2142						2204				2247				2304
Brockenhurst (BCU)	3 d	2116	2143	2148					2205	2218			2248				2305
Lymington Town (LYT)	d			2156						2226							
Lymington Pier (LYP)	a			2158						2228							
Lymington Pier (LYP) ⚓	d																
Yarmouth (I.O.W.) (YMH) ⚓	a																
Sway (SWY)	d	2120	2148										2253				
New Milton (NWM)	d	2125	2153										2258				
Hinton Admiral (HNA)	d	2129	2157										2302				
Christchurch (CHR)	d	2134	2202										2307				
Pokesdown (POK)	d	2138	2206										2311				
Bournemouth (BMH)	a	2142	2210				2215		2220				2315		2319	2324	
Bournemouth (BMH)	d	2146	2212						2224				2317				2327
Branksome (BSM)	d	2151	2217						2229				2322				2332
Parkstone (Dorset) (PKS)	d	2154	2221						2232				2326				2335
Poole (POO)	4 a	2157	2226						2236				2330				2339
Poole (POO)	4 d								2237								2340
Hamworthy (HAM)	d								2242								2345
Holton Heath (HOL)	d																
Wareham (WRM)	d								2249								2351
Wool (WOO)	d								2255								2358
Moreton (Dorset) (MTN)	d								2301								0004
Dorchester South (DCH)	d								2309								0012
Dorchester West (DCW)	d							2253									
Upwey (UPW)	d							2302	2316								0018
Weymouth (WEY)	a							2307	2320								0023






NOTES (see introductory pages for explanation of train operator codes and standard symbols)

- a Arrival time
- d Departure time
- u Stops to pick up only
- J To Salisbury, see table 156
- P From Bristol Temple Meads, see table 133
- Q From Manchester Piccadilly, see table 050
- X To Westbury, see table 133
- Y Also calls at Surbiton 2100, Walton-On-Thames 2107, Weybridge 2111, Brookwood 2125, Winchfield 2144 and Hook 2148



# London to Winchester, Fareham, Portsmouth, Southampton, Lymington, Yarmouth (IOW), Bournemouth and Weymouth

## Saturdays






Operator Train ID Days of operation/Notes	SW 1B73	SW 2S75 J	SW 2T71 Z	XC 1034 Q	SW 1B75	SW 1B77	SW 2T75 SUM	SW 2B77	SW 1B81 SUM AA	SW 1B01 SUM AB
1st Class/Reservations/Bus/Ferry Catering facilities	□	□	□	□◇ ⚓	□	□	□	□	□	□
London Waterloo (WAT)  <b>15</b> d	2205		2142		2235	2305		2335	0010	0105
Clapham Junction (CLJ) <b>10</b> d	2212u					2312u		2342u	0017u	0115
Woking (WOK) d	2232		2219		2300	2332		0003	0040	0149
Farnborough (Main) (FNB) d			2233					0014		0158s
Fleet (FLE) d			2238					0020		0204s
Reading (RDG) <b>7</b> d				2252						
Basingstoke (BSK) d	2252		2300	2311		2352		0035	0100	0216s
Micheldever (MIC) d			2310			0002				
Winchester (WIN) d	2308		2319		2333	0011		0051	0116	0233s
Shawford (SHW) d	2313					0016				
Romsey (ROM) d		2311								
Chandlers Ford (CFR) d		2318								
Eastleigh (ESL) <b>3</b> a	2318	2324	2327			0022		0059	0124	0242s
Eastleigh (ESL) <b>3</b> d	2319	2324	2328			0022	0030	0100	0125	
Hedge End (HDE) d			2334				0036s			
Botley (BOE) d			2338				0039s			
Fareham (FRM) a			2346				0047s			
Portchester (PTC) a			2353				0053s			
Cosham (CSA) a			2358				0057s			
Hilsea (HLS) a			0003							
Fratton (FTN) a			0007				0105s			
Portsmouth & Southsea (PMS) a			0010				0108			
Portsmouth Harbour (PMH)  a			0015							
Southampton Airport Parkwy (SOA)  d	2323	2328		2335	2342	0026		0105	0129	0246s
Swaythling (SWG) d		2331								
St Denys (SDN) d		2335				0030s				0251s
Southampton Central (SOU) a	2330	2340		2342	2349	0035		0112	0136	0256
Southampton Central (SOU) d	2332	2342			2351	0037			0138	
Millbrook (Hants) (MBK) d		2344								
Redbridge (RDB) d		2348a								
Totton (TTN) d	2337					0042s			0143s	
Ashurst New Forest (ANF) d	2342									
Beaulieu Road (BEU) d										
Brockenhurst (BCU) <b>3</b> a	2350				0004	0053s			0154s	
Brockenhurst (BCU) <b>3</b> d	2351				0005					
Lymington Town (LYT) d										
Lymington Pier (LYP) a										
Lymington Pier (LYP)  d										
Yarmouth (I.O.W.) (YMH)  a										
Sway (SWY) d	2355									
New Milton (NWM) d	2359					0100s			0204s	
Hinton Admiral (HNA) d	0004									
Christchurch (CHR) d	0009					0107s			0211s	
Pokesdown (POK) d	0012					0111s			0215s	
Bournemouth (BMH) a	0016				0022	0115			0219	
Bournemouth (BMH) d	0018				0023	0117				
Branksome (BSM) d	0021				0028	0122s				
Parkstone (Dorset) (PKS) d	0024				0031	0125s				
Poole (POO) <b>4</b> a	0030				0036	0128				
Poole (POO) <b>4</b> d										
Hamworthy (HAM) d										
Holton Heath (HOL) d										
Wareham (WRM) d										
Wool (WOO) d										
Moreton (Dorset) (MTN) d										
Dorchester South (DCH) d										
Dorchester West (DCW) d										
Upwey (UPW) d										
Weymouth (WEY) a										

**NOTES** (see introductory pages for explanation of train operator codes and standard symbols)

- a Arrival time
- d Departure time
- s Stops to set down only
- u Stops to pick up only
- J To Salisbury, see table 156
- Q From Manchester Piccadilly, see table 050
- Z Also calls at Surbiton 2200, Walton-On-Thames 2207, Weybridge 2211, Brookwood 2225, Winchfield 2244 and Hook 2248
- AA Also calls at Wimbledon 0023
- AB Also calls at Vauxhall 0109, Wimbledon 0127 and Surbiton 0135
- SUM Sunday mornings

London to Winchester, Fareham, Portsmouth, Southampton, Lymington, Yarmouth (IOW), Bournemouth and Weymouth

Sundays

Operator Train ID Days of operation/Notes 1st Class/Reservations/Bus/Ferry	SW	SW	SW	SW	SW	SW	SW	SW	SW	SW	SW	SW	SW	SW	SW	SW
	1W85	1B73	1B75	1B77	2T75	2B77	1B81 A	1B01 B	1W11	1B11	1J13	1T11	1W15	1J15		SW 2S97 D
	□	□	□	□	□	□	□	□	□	□	□	□	□	□	□	□
London Waterloo (WAT)  15 d							0010	0105								
Clapham Junction (CLJ) 10 d							0017u	0115								
Woking (WOK) d						0003	0040	0149								
Farnborough (Main) (FNB) d						0014		0158s								
Fleet (FLE) d						0020		0204s								
Reading (RDG) 7 d																
Basingstoke (BSK) d							0035	0100	0216s			0748		0748		
Micheldever (MIC) d				0002								0758		0758		
Winchester (WIN) d				0011			0051	0116	0233s			0807		0807		
Shawford (SHW) d				0016								0812		0812		
Romsey (ROM) d																0835
Chandlers Ford (CFR) d																0842
Eastleigh (ESL) 3 a				0022			0059	0124	0242s			0817		0817		0847
Eastleigh (ESL) 3 d				0022		0030	0100	0125				0821		0824		0854
Hedge End (HDE) d						0036s								0830		
Botley (BOE) d						0039s								0834		
Fareham (FRM) a						0047s								0841		
Portchester (PTC) a						0053s								0847		
Cosham (CSA) a						0057s								0852		
Hilsea (HLS) a														0900		
Fratton (FTN) a							0105s							0904		
Portsmouth & Southsea (PMS) a							0108							0908		
Portsmouth Harbour (PMH)  a														0920		
Southampton Airport Parkwy (SOA)  d				0026			0105	0129	0246s			0825				0858
Swaythling (SWG) d																0901
St Denys (SDN) d				0030s					0251s							0904
Southampton Central (SOU) a				0035			0112	0136	0256			0832				0909
Southampton Central (SOU) d				0037				0138				0834		0903		0910
Millbrook (Hants) (MBK) d																0913
Redbridge (RDB) d																0916a
Totton (TTN) d				0042s				0143s				0839				
Ashurst New Forest (ANF) d												0844				
Beaulieu Road (BEU) d												0848				
Brockenhurst (BCU) 3 a				0053s				0154s				0854		0916		
Brockenhurst (BCU) 3 d			0005									0855	0859	0917	0929	
Lymington Town (LYT) d													0907	0937		
Lymington Pier (LYP) a													0909	0939		
Lymington Pier (LYP)  d																1000
Yarmouth (I.O.W.) (YMH)  a																1040
Sway (SWY) d												0900				
New Milton (NWM) d												0905				
Hinton Admiral (HNA) d		0004						0204s				0909		0924		
Christchurch (CHR) d		0009		0107s				0211s				0914				
Pokesdown (POK) d		0012		0111s				0215s				0917				
Bournemouth (BMH) a		0016	0022	0115				0219				0921		0934		
Bournemouth (BMH) d		0018	0023	0117						0839		0924		0939		
Branksome (BSM) d		0021	0028	0122s						0844				0944		
Parkstone (Dorset) (PKS) d		0024	0031	0125s						0847				0947		
Poole (POO) 4 a		0030	0036	0128						0850	0933			0950		
Poole (POO) 4 d										0851				0951		
Hamworthy (HAM) d										0856				0956		
Holton Heath (HOL) d																
Wareham (WRM) d										0903				1003		
Wool (WOO) d										0910				1010		
Moreton (Dorset) (MTN) d	0004									0916				1016		
Dorchester South (DCH) d	0012									0924				1024		
Dorchester West (DCW) d																
Upwey (UPW) d	0018									0931				1031		
Weymouth (WEY) a	0023									0935				1035		

NOTES (see introductory pages for explanation of train operator codes and standard symbols)

- a Arrival time
- d Departure time
- s Stops to set down only
- u Stops to pick up only
- A Also calls at Wimbledon 0023
- B Also calls at Vauxhall 0109, Wimbledon 0127 and Surbiton 0135
- D From Salisbury to Salisbury, see table 156

London to Winchester, Fareham, Portsmouth, Southampton, Lymington, Yarmouth (IOW), Bournemouth and Weymouth

Sundays

Operator	SW 1B15	SW 1T15	SW 1J17	GW 2071 E	SW 1W19	SW 1J19	SW C	SW 2S21 F	SW 1B19	SW 1T19	SW 1J21	XC 1006	GW 2074 G	SW 1W23	SW 1J23	SW
Train ID	1	1	1		1	1		1	1	1	1		1	1	1	
Days of operation/Notes	1	1	1		1	1			1	1	1			1	1	
1st Class/Reservations/Bus/Ferry	1	1	1		1	1			1	1	1			1	1	
Catering facilities	1	1	1		1	1			1	1	1			1	1	
London Waterloo (WAT)	15 d	0753			0835				0853					0935		
Clapham Junction (CLJ)	10 d	0803u			0845u				0903u					0945u		
Woking (WOK)	d	0828			0909				0928					1009		
Farnborough (Main) (FNB)	d															
Fleet (FLE)	d															
Reading (RDG)	7 d											0952				
Basingstoke (BSK)	d	0848			0929				0948			1011		1029		
Micheldever (MIC)	d	0858							0958							
Winchester (WIN)	d	0908			0946				1008			1027		1046		
Shawford (SHW)	d	0912							1012							
Romsey (ROM)	d							0935								
Chandlers Ford (CFR)	d							0942								
Eastleigh (ESL)	3 a	0918						0948	1018							
Eastleigh (ESL)	3 d	0922	0926					0954	1022	1026						
Hedge End (HDE)	d	0932							1032							
Botley (BOE)	d	0936							1036							
Fareham (FRM)	a	0943							1043							
Portchester (PTC)	a	0950							1050							
Cosham (CSA)	a	0954							1054							
Hilsea (HLS)	a	1002							1102							
Fratton (FTN)	a	1011							1111							
Portsmouth & Southsea (PMS)	a	1014							1114							
Portsmouth Harbour (PMH)	a	1020							1120							
Southampton Airport Parkwy (SOA)	d	0927			0955			0958	1027			1035		1055		
Swaythling (SWG)	d							1001								
St Denys (SDN)	d							1004								
Southampton Central (SOU)	a	0934			1002			1009	1034			1042		1102		
Southampton Central (SOU)	d	0935			1003			1010	1035			1050		1103		
Millbrook (Hants) (MBK)	d							1013								
Redbridge (RDB)	d							1016a								
Totton (TTN)	d	0941							1041							
Ashurst New Forest (ANF)	d	0945							1045							
Beaulieu Road (BEU)	d	0950							1050							
Brockenhurst (BCU)	3 a	0956			1017				1056			1103		1117		
Brockenhurst (BCU)	3 d	0957	0959		1017	1029			1057		1059	1110		1117	1129	
Lymington Town (LYT)	d		1007			1037					1107				1137	
Lymington Pier (LYP)	a		1009			1039					1109				1139	
Lymington Pier (LYP)	d						1100									1200
Yarmouth (I.O.W.) (YMH)	a						1140									1240
Sway (SWY)	d	1001							1101							
New Milton (NWM)	d	1006			1024				1106					1124		
Hinton Admiral (HNA)	d	1010							1110							
Christchurch (CHR)	d	1015							1115							
Pokesdown (POK)	d	1019							1119							
Bournemouth (BMH)	a	1023			1034				1123			1126		1134		
Bournemouth (BMH)	d	1024			1039				1124					1139		
Branksome (BSM)	d				1044									1144		
Parkstone (Dorset) (PKS)	d				1047									1147		
Poole (POO)	4 a	1033			1050				1133					1150		
Poole (POO)	4 d				1051									1151		
Hamworthy (HAM)	d				1056									1156		
Holton Heath (HOL)	d															
Wareham (WRM)	d				1103									1203		
Wool (WOO)	d				1110									1210		
Moreton (Dorset) (MTN)	d				1116									1216		
Dorchester South (DCH)	d				1124									1224		
Dorchester West (DCW)	d				1038								1141			
Upwey (UPW)	d				1046	1131							1149	1231		
Weymouth (WEY)	a				1051	1135							1154	1235		

NOTES (see introductory pages for explanation of train operator codes and standard symbols)

- a Arrival time
- d Departure time
- u Stops to pick up only
- C Runs until 30 October
- E From Westbury, see table 133
- F To Salisbury, see table 156
- G From Bristol Temple Meads, see table 133

London to Winchester, Fareham, Portsmouth, Southampton, Lymington, Yarmouth (IOW), Bournemouth and Weymouth

Sundays

Operator	SW 2S25	SW 1B23	SW 1T23	SW 1J25	SW 1W27	SW 1J27	SW C	SW 2S29	SW 1B27	SW 1T27	SW 1J29	XC 1010	GW 2089	SW 1W31	SW 1J31	SW
Train ID	F	F	F	F	F	F		F	F	F	F	H	J	F	F	
Days of operation/Notes																
1st Class/Reservations/Bus/Ferry																
Catering facilities																
London Waterloo (WAT)	15 d		0953		1035					1054						
Clapham Junction (CLJ)	10 d		1003u		1045u					1103u						
Woking (WOK)	d		1028		1108					1128						
Farnborough (Main) (FNB)	d															
Fleet (FLE)	d															
Reading (RDG)	7 d											1152				
Basingstoke (BSK)	d		1048		1128					1148		1211		1227		
Micheldever (MIC)	d		1058							1158						
Winchester (WIN)	d		1108		1144					1208		1227		1244		
Shawford (SHW)	d		1112							1212						
Romsey (ROM)	d	1035						1135								
Chandlers Ford (CFR)	d	1042						1142								
Eastleigh (ESL)	3 a	1048	1118					1148	1218							
Eastleigh (ESL)	3 d	1054	1122 1126					1154	1222 1226							
Hedge End (HDE)	d		1132							1232						
Botley (BOE)	d		1136							1236						
Fareham (FRM)	a		1143							1248						
Portchester (PTC)	a		1150							1254						
Cosham (CSA)	a		1154							1259						
Hilsea (HLS)	a		1200							1300						
Fratton (FTN)	a		1209							1309						
Portsmouth & Southsea (PMS)	a		1213							1313						
Portsmouth Harbour (PMH)	a		1220							1320						
Southampton Airport Parkwy (SOA)	4 d	1058	1127		1153			1158	1227			1235		1253		
Swaythling (SWG)	d	1101						1200								
St Denys (SDN)	d	1104						1203								
Southampton Central (SOU)	a	1109	1134		1200			1208	1234			1242		1300		
Southampton Central (SOU)	d	1110	1135		1203			1210	1235			1250		1303		
Millbrook (Hants) (MBK)	d	1113						1212								
Redbridge (RDB)	d	1116a						1216a								
Totton (TTN)	d		1141							1241						
Ashurst New Forest (ANF)	d		1145							1245						
Beaulieu Road (BEU)	d		1150							1250						
Brockenhurst (BCU)	3 a		1156		1216					1256				1316		
Brockenhurst (BCU)	3 d		1157		1159 1217	1229				1257		1259		1317	1329	
Lymington Town (LYT)	d				1207	1237				1307				1337		
Lymington Pier (LYP)	a				1209	1239				1309				1339		
Lymington Pier (LYP)	d						1300									1400
Yarmouth (I.O.W.) (YMH)	a						1340									1440
Sway (SWY)	d		1201							1301						
New Milton (NWM)	d		1206		1224					1306				1324		
Hinton Admiral (HNA)	d		1210							1310						
Christchurch (CHR)	d		1215							1315						
Pokesdown (POK)	d		1219							1319						
Bournemouth (BMH)	a		1223		1234					1323		1326		1334		
Bournemouth (BMH)	d		1224		1239					1324				1339		
Branksome (BSM)	d				1244									1344		
Parkstone (Dorset) (PKS)	d				1247									1347		
Poole (POO)	4 a		1233		1250					1333				1350		
Poole (POO)	4 d				1251									1351		
Hamworthy (HAM)	d				1256									1356		
Holton Heath (HOL)	d															
Wareham (WRM)	d				1303									1403		
Wool (WOO)	d				1310									1410		
Moreton (Dorset) (MTN)	d				1316									1416		
Dorchester South (DCH)	d				1324									1424		
Dorchester West (DCW)	d												1347			
Upwey (UPW)	d				1331								1355	1431		
Weymouth (WEY)	a				1335								1400	1435		

NOTES (see introductory pages for explanation of train operator codes and standard symbols)

- a Arrival time
- d Departure time
- u Stops to pick up only
- C Runs until 30 October
- F To Salisbury, see table 156
- H From Manchester Piccadilly, see table 050
- J Runs until 23 October. From Swindon, see table 133

London to Winchester, Fareham, Portsmouth, Southampton, Lymington, Yarmouth (IOW), Bournemouth and Weymouth

Sundays

Operator Train ID Days of operation/Notes 1st Class/Reservations/Bus/Ferry Catering facilities	SW 2S33 F □	SW 1B31 □	SW 1T31 □	SW 1J33 □	SW 1W35 □	SW 1J35 □	SW C □	SW 2S37 F □	SW 1B35 □	SW 1T35 □	SW 1J37 □	XC 1014 H □◇ ⚓	GW 2091 K	SW 1W39 □	SW 1J39 □	SW □
London Waterloo (WAT) ↻	15 d		1154		1235					1254				1335		
Clapham Junction (CLJ)	10 d		1203u		1242u					1303u				1342u		
Woking (WOK)	d		1228		1307					1328				1407		
Farnborough (Main) (FNB)	d															
Fleet (FLE)	d															
Reading (RDG)	7 d											1352				
Basingstoke (BSK)	d		1248		1327					1347		1411		1427		
Micheldever (MIC)	d		1258							1357						
Winchester (WIN)	d		1308		1344					1407		1427		1444		
Shawford (SHW)	d		1312							1411						
Romsey (ROM)	d	1235						1335								
Chandlers Ford (CFR)	d	1242						1342								
Eastleigh (ESL)	3 a	1248	1318					1348	1417							
Eastleigh (ESL)	3 d	1254	1322 1326					1354	1420 1426							
Hedge End (HDE)	d		1332							1432						
Botley (BOE)	d		1336							1436						
Fareham (FRM)	a		1343							1443						
Portchester (PTC)	a		1350							1450						
Cosham (CSA)	a		1354							1454						
Hilsea (HLS)	a		1400							1500						
Fratton (FTN)	a		1409							1509						
Portsmouth & Southsea (PMS)	a		1413							1513						
Portsmouth Harbour (PMH) ⚓	a		1420							1520						
Southampton Airport Parkwy (SOA) ↵	d	1258	1327		1353			1358	1425			1435		1453		
Swaythling (SWG)	d	1300						1400								
St Denys (SDN)	d	1303						1403								
Southampton Central (SOU)	a	1308	1334		1400			1408	1432			1442		1500		
Southampton Central (SOU)	d	1310	1335		1403			1410	1433			1450		1503		
Millbrook (Hants) (MBK)	d	1312						1412								
Redbridge (RDB)	d	1316a						1416a								
Totton (TTN)	d		1341							1439						
Ashurst New Forest (ANF)	d		1345							1443						
Beaulieu Road (BEU)	d		1350							1448						
Brockenhurst (BCU)	3 a		1356		1416					1454				1516		
Brockenhurst (BCU)	3 d		1357		1359 1417	1429				1455	1459			1517 1529		
Lymington Town (LYT)	d				1407	1437					1507			1537		
Lymington Pier (LYP)	a				1409	1439					1509			1539		
Lymington Pier (LYP) ⚓	d						1500									1600
Yarmouth (I.O.W.) (YMH) ⚓	a						1540									1640
Sway (SWY)	d		1401							1459						
New Milton (NWM)	d		1406		1424					1504				1524		
Hinton Admiral (HNA)	d		1410							1508						
Christchurch (CHR)	d		1415							1513						
Pokesdown (POK)	d		1419							1517						
Bournemouth (BMH)	a		1423		1434					1521		1525		1534		
Bournemouth (BMH)	d		1424		1439					1522				1539		
Branksome (BSM)	d				1444									1544		
Parkstone (Dorset) (PKS)	d				1447									1547		
Poole (POO)	4 a		1433		1450					1531				1550		
Poole (POO)	4 d				1451									1551		
Hamworthy (HAM)	d				1456									1556		
Holton Heath (HOL)	d															
Wareham (WRM)	d				1503									1603		
Wool (WOO)	d				1510									1610		
Moreton (Dorset) (MTN)	d				1516									1616		
Dorchester South (DCH)	d				1524									1624		
Dorchester West (DCW)	d												1537			
Upwey (UPW)	d				1531								1545	1631		
Weymouth (WEY)	a				1535								1551	1635		

NOTES (see introductory pages for explanation of train operator codes and standard symbols)

- a Arrival time
- d Departure time
- u Stops to pick up only
- C Runs until 30 October
- F To Salisbury, see table 156
- H From Manchester Piccadilly, see table 050
- K From Swindon, see table 133

## London to Winchester, Fareham, Portsmouth, Southampton, Lymington, Yarmouth (IOW), Bournemouth and Weymouth

### Sundays

Operator	SW	SW	SW	SW	SW	SW	SW	SW	SW	SW	SW	SW	XC	SW	SW	SW	SW
Train ID	2S41	1B39	1T39	1J41	1W43	1J43	C	2S45	1B43	1T43	1J45	1018	1W47	1J47		2S49	
Days of operation/Notes	F	F	F	F	F	F		F	F	F	F	H	F	F		F	
1st Class/Reservations/Bus/Ferry																	
Catering facilities																	
London Waterloo (WAT)	15 d		1354		1435					1454				1535			
Clapham Junction (CLJ)	10 d		1403u		1442u					1503u				1542u			
Woking (WOK)	d		1428		1507					1528				1607			
Farnborough (Main) (FNB)	d																
Fleet (FLE)	d																
Reading (RDG)	7 d												1552				
Basingstoke (BSK)	d		1447		1527					1547			1611	1627			
Micheldever (MIC)	d		1457							1558							
Winchester (WIN)	d		1507		1544					1607			1627	1644			
Shawford (SHW)	d		1511							1612							
Romsey (ROM)	d	1435							1535								1635
Chandlers Ford (CFR)	d	1442							1542								1642
Eastleigh (ESL)	3 a	1448	1517						1548	1617							1648
Eastleigh (ESL)	3 d	1454	1520	1526					1554	1621	1626						1654
Hedge End (HDE)	d			1532							1632						
Botley (BOE)	d			1536							1636						
Fareham (FRM)	a			1546							1643						
Portchester (PTC)	a			1552							1650						
Cosham (CSA)	a			1557							1654						
Hilsea (HLS)	a			1600							1659						
Fratton (FTN)	a			1609							1708						
Portsmouth & Southsea (PMS)	a			1613							1713						
Portsmouth Harbour (PMH)	a			1620							1720						
Southampton Airport Parkwy (SOA)	d	1458	1525		1553				1558	1625			1635	1653			1658
Swaythling (SWG)	d	1500							1600								1700
St Denys (SDN)	d	1503							1603								1703
Southampton Central (SOU)	a	1508	1532		1600				1608	1632			1642	1700			1708
Southampton Central (SOU)	d	1510	1533		1603				1610	1634			1650	1703			1710
Millbrook (Hants) (MBK)	d	1512							1612								1712
Redbridge (RDB)	d	1516a							1616a								1716a
Totton (TTN)	d		1539								1639						
Ashurst New Forest (ANF)	d		1543								1644						
Beaulieu Road (BEU)	d		1548								1648						
Brockenhurst (BCU)	3 a		1554		1616						1654			1716			
Brockenhurst (BCU)	3 d		1555		1559	1617	1629				1655		1659	1717	1729		
Lymington Town (LYT)	d				1607		1637						1707		1737		
Lymington Pier (LYP)	a				1609		1639						1709		1739		
Lymington Pier (LYP)	d							1700									1800
Yarmouth (I.O.W.) (YMH)	a							1740									1840
Sway (SWY)	d		1559								1700						
New Milton (NWM)	d		1604		1624						1705			1724			
Hinton Admiral (HNA)	d		1608								1709						
Christchurch (CHR)	d		1613								1714						
Pokesdown (POK)	d		1617								1717						
Bournemouth (BMH)	a		1621		1634						1721		1725	1734			
Bournemouth (BMH)	d		1622		1639						1723			1739			
Branksome (BSM)	d				1644									1744			
Parkstone (Dorset) (PKS)	d				1647									1747			
Poole (POO)	4 a		1631		1650					1732				1750			
Poole (POO)	4 d				1651									1751			
Hamworthy (HAM)	d				1656									1756			
Holton Heath (HOL)	d																
Wareham (WRM)	d				1703									1803			
Wool (WOO)	d				1710									1810			
Moreton (Dorset) (MTN)	d				1716									1818			
Dorchester South (DCH)	d				1724									1826			
Dorchester West (DCW)	d																
Upwey (UPW)	d				1731									1832			
Weymouth (WEY)	a				1735									1837			

**NOTES** (see introductory pages for explanation of train operator codes and standard symbols)

- a Arrival time
- d Departure time
- u Stops to pick up only
- C Runs until 30 October
- F To Salisbury, see table 156
- H From Manchester Piccadilly, see table 050

## London to Winchester, Fareham, Portsmouth, Southampton, Lymington, Yarmouth (IOW), Bournemouth and Weymouth

### Sundays

Operator	SW	SW	SW	SW	SW	SW	SW	SW	SW	SW	SW	SW	XC	GW	SW	SW
Train ID	1T47	1B47	1J49	1T47	1W51	1J51	C	2S53	1T51	1B51	1J53	1T51	1022	2094	1W55	1J55
Days of operation/Notes	1	1	1	1	1	1		F	1	1	1	1	1	H	1	1
1st Class/Reservations/Bus/Ferry	1	1	1	1	1	1		1	1	1	1	1	1	1	1	1
Catering facilities	1	1	1	1	1	1	1	1	1	1	1	1	1	1	1	1
London Waterloo (WAT)	15 d	1550	1605		1635				1650	1705					1735	
Clapham Junction (CLJ)	10 d	1558u	1612u		1642u				1658u	1712u					1742u	
Woking (WOK)	d	1621	1637		1707				1721	1737					1807	
Farnborough (Main) (FNB)	d	1632							1732							
Fleet (FLE)	d															
Reading (RDG)	7 d												1752			
Basingstoke (BSK)	d	1647	1657		1727				1747	1757			1811		1827	
Micheldever (MIC)	d	1657							1757							
Winchester (WIN)	d	1707	1714		1744				1807	1814			1827		1844	
Shawford (SHW)	d	1712							1812							
Romsey (ROM)	d							1735								
Chandlers Ford (CFR)	d							1742								
Eastleigh (ESL)	3 a	1717	1722		←			1748	1817	1822		←				
Eastleigh (ESL)	3 d	1726	1723		1726			1754	1826	1823		1826				
Hedge End (HDE)	d	→			1732				→			1832				
Botley (BOE)	d				1736							1836				
Fareham (FRM)	a				1743							1843				
Portchester (PTC)	a				1750							1850				
Cosham (CSA)	a				1754							1854				
Hilsea (HLS)	a				1800							1900				
Fratton (FTN)	a				1809							1909				
Portsmouth & Southsea (PMS)	a				1813							1913				
Portsmouth Harbour (PMH)	a				1820							1920				
Southampton Airport Parkwy (SOA)	← d		1727		1753			1758		1827			1835		1854	
Swaythling (SWG)	d							1800								
St Denys (SDN)	d							1803								
Southampton Central (SOU)	a		1734		1800			1808		1834			1842		1901	
Southampton Central (SOU)	d		1736		1803			1810		1836			1850		1905	
Millbrook (Hants) (MBK)	d							1812								
Redbridge (RDB)	d							1816a								
Totton (TTN)	d		1741							1841						
Ashurst New Forest (ANF)	d		1746							1846						
Beaulieu Road (BEU)	d		1750							1850						
Brockenhurst (BCU)	3 a		1756		1816					1856			1903		1918	
Brockenhurst (BCU)	3 d		1757	1759	1817	1829				1857	1859		1910		1919	1929
Lymington Town (LYT)	d			1807		1837					1907				1937	
Lymington Pier (LYP)	a			1809		1839					1909				1939	
Lymington Pier (LYP)	d						1900									
Yarmouth (I.O.W.) (YMH)	a						1940									
Sway (SWY)	d		1801							1901						
New Milton (NWM)	d		1806		1824					1906					1925	
Hinton Admiral (HNA)	d		1810							1910						
Christchurch (CHR)	d		1815							1915						
Pokesdown (POK)	d		1819							1919						
Bournemouth (BMH)	a		1823		1834					1923			1926		1936	
Bournemouth (BMH)	d		1824		1839					1924					1940	
Branksome (BSM)	d				1844										1945	
Parkstone (Dorset) (PKS)	d				1847										1948	
Poole (POO)	4 a		1833		1850					1933					1951	
Poole (POO)	4 d				1851										1952	
Hamworthy (HAM)	d				1856										1957	
Holton Heath (HOL)	d															
Wareham (WRM)	d				1903										2004	
Wool (WOO)	d				1910										2011	
Moreton (Dorset) (MTN)	d				1916										2017	
Dorchester South (DCH)	d				1924										2025	
Dorchester West (DCW)	d													1951		
Upwey (UPW)	d				1931									1958	2032	
Weymouth (WEY)	a				1935									2003	2036	

**NOTES** (see introductory pages for explanation of train operator codes and standard symbols)

- a Arrival time
- d Departure time
- u Stops to pick up only
- C Runs until 30 October
- F To Salisbury, see table 156
- G From Bristol Temple Meads, see table 133
- H From Manchester Piccadilly, see table 050

London to Winchester, Fareham, Portsmouth, Southampton, Lymington, Yarmouth (IOW), Bournemouth and Weymouth

Sundays

Operator	SW	SW	SW	SW	SW	SW	SW	SW	SW	SW	SW	SW	SW	XC	SW	SW
Train ID	2S57	1T55	1B55	1J57	1T55	1W59	1J59	2S61	1T59	1B59	1J61	1T59	1026	1W63	1J63	
Days of operation/Notes	F	F	F	F	F	F	F	F	F	F	F	F	H	F	F	
1st Class/Reservations/Bus/Ferry	☐	☐	☐	☐	☐	☐	☐	☐	☐	☐	☐	☐	☐◇	☐	☐	
Catering facilities	☐	☐	☐	☐	☐	☐	☐	☐	☐	☐	☐	☐	☐	☐	☐	
London Waterloo (WAT)	15 d		1750	1805		1835			1850	1905					1935	
Clapham Junction (CLJ)	10 d		1758u	1812u		1842u			1858u	1912u					1942u	
Woking (WOK)	d		1821	1837		1907			1921	1937					2007	
Farnborough (Main) (FNB)	d		1832						1932							
Fleet (FLE)	d															
Reading (RDG)	7 d													1952		
Basingstoke (BSK)	d		1847	1857		1927			1947	1957			2009	2027		
Micheldever (MIC)	d		1857						1957							
Winchester (WIN)	d		1907	1914		1944			2007	2014				2044		
Shawford (SHW)	d		1912						2012							
Romsey (ROM)	d	1835						1935								
Chandlers Ford (CFR)	d	1842						1942								
Eastleigh (ESL)	3 a	1848	1917	1922		←		1948	2017	2022		←				
Eastleigh (ESL)	3 d	1854	1926	1923		1926		1954	2026	2023		2026				
Hedge End (HDE)	d		→			1932			→			2032				
Botley (BOE)	d					1936						2036				
Fareham (FRM)	a					1943						2043				
Portchester (PTC)	a					1949						2050				
Cosham (CSA)	a					1954						2054				
Hilsea (HLS)	a					2000						2100				
Fratton (FTN)	a					2009						2109				
Portsmouth & Southsea (PMS)	a					2013						2113				
Portsmouth Harbour (PMH)	☐ a					2020						2120				
Southampton Airport Parkwy (SOA)	← d	1858		1927			1954		1958		2027		2033	2053		
Swaythling (SWG)	d	1900							2000							
St Denys (SDN)	d	1903							2003							
Southampton Central (SOU)	a	1908		1934			2001		2008		2034		2043	2101		
Southampton Central (SOU)	d	1910		1936			2003		2010		2036		2050	2103		
Millbrook (Hants) (MBK)	d	1912							2012							
Redbridge (RDB)	d	1916a							2016a							
Totton (TTN)	d			1941							2041					
Ashurst New Forest (ANF)	d			1946							2046					
Beaulieu Road (BEU)	d			1950							2050					
Brockenhurst (BCU)	3 a			1956			2016				2056			2116		
Brockenhurst (BCU)	3 d			1957	1959		2017	2029			2057	2059		2117	2129	
Lymington Town (LYT)	d				2007			2037				2107			2137	
Lymington Pier (LYP)	a				2009			2039				2109			2139	
Lymington Pier (LYP)	☐ d	2000														
Yarmouth (I.O.W.) (YMH)	☐ a	2040														
Sway (SWY)	d			2001						2101						
New Milton (NWM)	d			2006			2023			2106				2124		
Hinton Admiral (HNA)	d			2010						2110						
Christchurch (CHR)	d			2015						2115						
Pokesdown (POK)	d			2019						2119						
Bournemouth (BMH)	a			2023			2034			2123		2126	2134			
Bournemouth (BMH)	d			2024			2039			2124			2139			
Branksome (BSM)	d						2044						2144			
Parkstone (Dorset) (PKS)	d						2047						2147			
Poole (POO)	4 a			2033			2050			2133			2150			
Poole (POO)	4 d						2051						2151			
Hamworthy (HAM)	d						2056						2156			
Holton Heath (HOL)	d															
Wareham (WRM)	d						2103							2203		
Wool (WOO)	d						2110							2210		
Moreton (Dorset) (MTN)	d						2117							2216		
Dorchester South (DCH)	d						2125							2224		
Dorchester West (DCW)	d															
Upwey (UPW)	d						2132							2231		
Weymouth (WEY)	a						2136							2236		

NOTES (see introductory pages for explanation of train operator codes and standard symbols)

- a Arrival time
- d Departure time
- u Stops to pick up only
- F To Salisbury, see table 156
- H From Manchester Piccadilly, see table 050



London to Winchester, Fareham, Portsmouth, Southampton, Lymington, Yarmouth (IOW), Bournemouth and Weymouth

Sundays

Operator	SW	SW	SW	SW	SW	XC	GW	SW	SW	SW	SW	SW	XC	SW	SW	SW
Train ID	2S65	1T63	1B63	1J65	1T63	1O28	2O96	1W67	2R69	1T67	1B67	1T67	1O30	1W71	2S73	1T71
Days of operation/Notes	F	F	F	F	F	H	G	F	L	F	F	F	H	F	F	F
1st Class/Reservations/Bus/Ferry	F	F	F	F	F	F	F	F	F	F	F	F	F	F	F	F
Catering facilities	F	F	F	F	F	F	F	F	F	F	F	F	F	F	F	F
London Waterloo (WAT)	15 d		1950	2005				2035			2050	2105			2135	2150
Clapham Junction (CLJ)	10 d		1958u	2012u				2042u			2058u	2112u			2142u	2158u
Woking (WOK)	d		2021	2037				2107			2121	2137			2207	2221
Farnborough (Main) (FNB)	d		2032								2132					2232
Fleet (FLE)	d															
Reading (RDG)	7 d					2052							2152			
Basingstoke (BSK)	d		2047	2057		2111		2127			2147	2157	2210	2227		2247
Micheldever (MIC)	d		2057								2157					2257
Winchester (WIN)	d		2107	2114				2144			2207	2214		2244		2307
Shawford (SHW)	d		2112								2212					2312
Romsey (ROM)	d	2035							2135						2235	
Chandlers Ford (CFR)	d	2042							2142						2242	
Eastleigh (ESL)	3 a	2048	2117	2122		←			2148	2217	2222	←			2248	2317
Eastleigh (ESL)	3 d	2054	2126	2123		2126			2154	2226	2223	2226			2254	2326
Hedge End (HDE)	d		→			2132				→		2232				→
Botley (BOE)	d					2136						2236				
Fareham (FRM)	a					2143						2243				
Portchester (PTC)	a					2150						2250				
Cosham (CSA)	a					2154						2254				
Hilsea (HLS)	a					2200						2300				
Fratton (FTN)	a					2209						2308				
Portsmouth & Southsea (PMS)	a					2213						2311				
Portsmouth Harbour (PMH)	a					2220						2315				
Southampton Airport Parkwy (SOA)	← d	2058		2127		2135		2153	2158		2227		2235	2253	2258	
Swaythling (SWG)	d	2100							2201						2300	
St Denys (SDN)	d	2103							2204						2303	
Southampton Central (SOU)	a	2108		2134		2142		2200	2209		2234		2242	2300	2308	
Southampton Central (SOU)	d	2111		2136		2150		2203	2210		2236			2303	2310	
Millbrook (Hants) (MBK)	d	2113							2213						2312	
Redbridge (RDB)	d	2117a							2216a						2316a	
Totton (TTN)	d			2141								2241				
Ashurst New Forest (ANF)	d			2146								2246				
Beaulieu Road (BEU)	d			2150												
Brockenhurst (BCU)	3 a			2156				2216			2254			2316		
Brockenhurst (BCU)	3 d			2157	2159			2217			2257			2317		
Lymington Town (LYT)	d				2207											
Lymington Pier (LYP)	a				2209											
Lymington Pier (LYP)	d															
Yarmouth (I.O.W.) (YMH)	a															
Sway (SWY)	d			2201							2301					
New Milton (NWM)	d			2206				2224			2306			2324		
Hinton Admiral (HNA)	d			2210							2310					
Christchurch (CHR)	d			2215							2315					
Pokesdown (POK)	d			2219							2319					
Bournemouth (BMH)	a			2223		2226		2234			2323			2334		
Bournemouth (BMH)	d			2224				2239			2324			2339		
Branksome (BSM)	d							2244						2344		
Parkstone (Dorset) (PKS)	d							2247						2347		
Poole (POO)	4 a			2233				2250			2333			2350		
Poole (POO)	4 d							2251						2351		
Hamworthy (HAM)	d							2256						2356		
Holton Heath (HOL)	d															
Wareham (WRM)	d								2303					0003		
Wool (WOO)	d								2310					0010		
Moreton (Dorset) (MTN)	d								2316					0016		
Dorchester South (DCH)	d								2324					0024		
Dorchester West (DCW)	d							2254								
Upwey (UPW)	d							2301	2331					0030		
Weymouth (WEY)	a							2306	2336					0035		

NOTES (see introductory pages for explanation of train operator codes and standard symbols)

- a Arrival time
- d Departure time
- u Stops to pick up only
- F To Salisbury, see table 156
- G From Bristol Temple Meads, see table 133
- H From Manchester Piccadilly, see table 050
- L To Romsey, see table 156

## London to Winchester, Fareham, Portsmouth, Southampton, Lymington, Yarmouth (IOW), Bournemouth and Weymouth

### Sundays

Operator Train ID Days of operation/Notes 1st Class/Reservations/Bus/Ferry	SW 1B71	SW 1T71	SW 2T75	SW 1B75	SW 2T75	SW 1B81 MM A	SW MM
	□	□	□	□	□	□	☞
London Waterloo (WAT) ☞ 15 d	2205		2250	2305		0010	0105
Clapham Junction (CLJ) 10 d	2212u		2258u	2312u		0017u	
Woking (WOK) d	2237		2321	2337		0042	
Farnborough (Main) (FNB) d			2332				0235s
Fleet (FLE) d							0247s
Reading (RDG) 7 d							
Basingstoke (BSK) d	2257		2347	2357		0101	0317s
Micheldever (MIC) d			2357				
Winchester (WIN) d	2314		0007	0014		0118	0352s
Shawford (SHW) d			0012				
Romsey (ROM) d							
Chandlers Ford (CFR) d							
Eastleigh (ESL) 3 a	2322	←	0017	0023	←	0126	0412s
Eastleigh (ESL) 3 d	2323	2326	0030	0024	0030	0127	
Hedge End (HDE) d		2332	↔		0036s		
Botley (BOE) d		2336			0039s		
Fareham (FRM) a		2343			0047s		
Portchester (PTC) a		2350			0053s		
Cosham (CSA) a		2354			0057s		
Hilsea (HLS) a		0002					
Fratton (FTN) a		0007			0105s		
Portsmouth & Southsea (PMS) a		0010			0108s		
Portsmouth Harbour (PMH) ☞ a		0014			0112		
Southampton Airport Parkwy (SOA) ↔ d	2327			0028		0132	0416s
Swaythling (SWG) d							
St Denys (SDN) d				0032s			0427s
Southampton Central (SOU) a	2334			0037		0140	0435
Southampton Central (SOU) d	2336			0040			
Millbrook (Hants) (MBK) d							
Redbridge (RDB) d							
Totton (TTN) d	2341			0045s			
Ashurst New Forest (ANF) d	2346						
Beaulieu Road (BEU) d							
Brockenhurst (BCU) 3 a	2354			0056s			
Brockenhurst (BCU) 3 d	2355						
Lymington Town (LYT) d							
Lymington Pier (LYP) a							
Lymington Pier (LYP) ☞ d							
Yarmouth (I.O.W.) (YMH) ☞ a							
Sway (SWY) d	2359						
New Milton (NWM) d	0004			0104s			
Hinton Admiral (HNA) d	0008						
Christchurch (CHR) d	0013			0111s			
Pokesdown (POK) d	0017			0115s			
Bournemouth (BMH) a	0021			0119			
Bournemouth (BMH) d	0022			0120			
Branksome (BSM) d	0027			0125s			
Parkstone (Dorset) (PKS) d	0030			0128s			
Poole (POO) 4 a	0034			0132			
Poole (POO) 4 d							
Hamworthy (HAM) d							
Holton Heath (HOL) d							
Wareham (WRM) d							
Wool (WOO) d							
Moreton (Dorset) (MTN) d							
Dorchester South (DCH) d							
Dorchester West (DCW) d							
Upwey (UPW) d							
Weymouth (WEY) a							

**NOTES** (see introductory pages for explanation of train operator codes and standard symbols)

- a Arrival time
- d Departure time
- s Stops to set down only
- u Stops to pick up only
- A Also calls at Wimbledon 0023
- MM Monday mornings

**Weymouth, Bournemouth, Yarmouth (IOW), Lymington, Southampton, Portsmouth and Fareham to Winchester and London**

**Mondays to Fridays**

Operator	SW	SW	XC	SW	SW	SW	SW	GW	SW	SW	SW	SW	SW	SW	SW	SW	SW	SW
Train ID	2B12	2B12	1M18	2T14	2T14	1B14	1B14	2V69	2B16	2R18	1B90	1T18	2R18	2B88	1J02	1B18	1B18	
Days of operation/Notes	A	B	C	D	E	A	B	F		G			G	H		A	B	
1st Class/Reservations/Bus/Ferry	□	□	□◇	□	□	□	□		□	□	□	□	□	□	□	□	□	□
Weymouth (WEY)	d							0526										
Upwey (UPW)	d							0531										
Dorchester West (DCW)	a							0538										
Dorchester South (DCH)	d																	
Moreton (Dorset) (MTN)	d																	
Wool (WOO)	d																	
Wareham (WRM)	d																	
Holton Heath (HOL)	d																	
Hamworthy (HAM)	d																	
Poole (POO)	4 a																	
Poole (POO)	4 d					0457	0500		0523		0539							
Parkstone (Dorset) (PKS)	d					0501	0504		0527		0543							
Branksome (BSM)	d					0504	0507		0530		0546							
Bournemouth (BMH)	a					0509	0512		0535		0552							
Bournemouth (BMH)	d					0512	0515		0537		0554					0601	0604	
Pokesdown (POK)	d					0516	0519		0541							0605	0608	
Christchurch (CHR)	d					0520	0523		0545							0609	0612	
Hinton Admiral (HNA)	d								0550							0614	0617	
New Milton (NWM)	d					0527	0530		0554							0618	0621	
Sway (SWY)	d								0559							0623	0626	
Yarmouth (I.O.W.) (YMH)	d																	
Lymington Pier (LYP)	a																	
Lymington Pier (LYP)	d														0614			
Lymington Town (LYT)	d														0616			
Brockenhurst (BCU)	3 a					0533	0536		0604		0609				0625	0628	0631	
Brockenhurst (BCU)	3 d					0534	0537				0611					0630	0633	
Beaulieu Road (BEU)	d																	
Ashurst New Forest (ANF)	d															0638	0641	
Totton (TTN)	d					0545	0548				0622					0643	0646	
Redbridge (RDB)	d									0612								
Millbrook (Hants) (MBK)	d									0615								
Southampton Central (SOU)	a					0554	0554			0618	0628		←			0651	0651	
Southampton Central (SOU)	d	0449	0452	0515		0555	0555			0633	0630			0633	0643	0700	0700	
St Denys (SDN)	d	0454	0457							↪				0639	0649			
Swaythling (SWG)	d	0457	0500											0642	0652			
Southampton Airport Parkwy (SOA)	← d	0500	0503	0523		0603	0603				0638			0645	0655	0708	0708	
Portsmouth Harbour (PMH)	d				0455	0500							0542					
Portsmouth & Southsea (PMS)	d				0500	0505							0548c					
Fratton (FTN)	d				0504	0509							0552					
Hilsea (HLS)	d				0508	0513							0556					
Cosham (CSA)	d				0514	0519							0603					
Portchester (PTC)	d				0518	0523							0608					
Fareham (FRM)	d				0524	0529							0619e					
Botley (BOE)	d				0532	0537							0628					
Hedge End (HDE)	d				0537	0541							0633					
Eastleigh (ESL)	3 a	0503	0506		0548	0548	0607	0607					0642	0648	0659			
Eastleigh (ESL)	3 d	0504	0507		0549	0549	0608	0608					0643	0650	0659			
Chandlers Ford (CFR)	d												0655					
Romsey (ROM)	a												0703					
Shawford (SHW)	d	0510	0513		0555	0555						0649			0705			
Winchester (WIN)	d	0516	0519		0601	0601	0618	0618			0648	0655		0711		0718	0718	
Micheldever (MIC)	d	0524	0527		0610	0610						0703						
Basingstoke (BSK)	a	0538	0538	0546	0620	0620	0635	0635				0713		0727				
Reading (RDG)	7 a			0605														
Fleet (FLE)	a	0550	0550		0639	0639										0749		
Farnborough (Main) (FNB)	a	0556	0556		0645	0645										0755		
Woking (WOK)	a	0605	0605		0657	0657	0654	0654				0732		0808				
Clapham Junction (CLJ)	10 a	0625	0625				0714	0714										
London Waterloo (WAT)	↻ 15 a	0634	0634		0729	0729	0725	0725				0748	0801		0838		0817	0817

**NOTES** (see introductory pages for explanation of train operator codes and standard symbols)

- a Arrival time
- d Departure time
- c Arrives 3 minutes earlier
- e Arrives 6 minutes earlier
- A Runs from 10 October
- B Runs until 7 October
- C To Manchester Piccadilly, see table 050
- D Runs from 10 October. Also calls at Hook 0630, Winchfield 0634 and Brookwood 0652
- E Runs until 7 October. Also calls at Hook 0630, Winchfield 0634 and Brookwood 0652
- F To Filton Abbey Wood, see table 133
- G From Salisbury, see table 156
- H Also calls at Hook 0740, Winchfield 0744 and Brookwood 0802



**Weymouth, Bournemouth, Yarmouth (IOW), Lymington, Southampton, Portsmouth and Fareham to Winchester and London**

**Mondays to Fridays**

Operator	SW	XC	SW	SW	SW	SW	SW	SW	SW	SW	SW	SW	SW	SN	SW	SW	SW
Train ID	2T24	1M30	1J08	2B28	1W94	1W94	1T26	2R26	2B28	1J10	1B26	2B28	1Y55	2W26	1J12		
Days of operation/Notes	□	□◇	□	□	A	B	□	G	□	L	□	□	N	□	□	M	□
1st Class/Reservations/Bus/Ferry	□	□◇	□	□	□	□	□	□	□	□	□	□	□	□	□	□	□
Catering facilities	□	□	□	□	□	□	□	□	□	□	□	□	□	□	□	□	□
Weymouth (WEY)	d				0651	0655									0725		
Upwey (UPW)	d				0655	0659									0729		
Dorchester West (DCW)	a																
Dorchester South (DCH)	d				0703	0707									0737		
Moreton (Dorset) (MTN)	d				0710	0714									0744		
Wool (WOO)	d				0716	0720									0750		
Wareham (WRM)	d				0723	0727									0757		
Holton Heath (HOL)	d				0727	0731									0801		
Hamworthy (HAM)	d				0732	0736									0806		
Poole (POO)	4 a				0737	0740									0810		
Poole (POO)	4 d			0720	0738	0741						0755			0811		
Parkstone (Dorset) (PKS)	d			0724	0742	0745						0759			0815		
Branksome (BSM)	d			0727	0746	0749						0802			0819		
Bournemouth (BMH)	a			0732	0751	0754						0807			0824		
Bournemouth (BMH)	d	0730		0734	0756	0759						0810			0825		
Pokesdown (POK)	d			0738								0814			0829		
Christchurch (CHR)	d			0742								0818			0833		
Hinton Admiral (HNA)	d			0747								0824			0838		
New Milton (NWM)	d			0751								0829			0842		
Sway (SWY)	d			0756								0834			0847		
Yarmouth (I.O.W.) (YMH)	d											0715				0730	
Lymington Pier (LYP)	a											0755				0810	
Lymington Pier (LYP)	d		0744								0814						0844
Lymington Town (LYT)	d		0746								0816						0846
Brockenhurst (BCU)	3 a		0755	0801	0811	0814					0825	0839		0852			0855
Brockenhurst (BCU)	3 d			0803	0811	0814						0840					
Beaulieu Road (BEU)	d			0808													
Ashurst New Forest (ANF)	d			0812								0848					
Totton (TTN)	d			0817								0853					
Redbridge (RDB)	d							0821									
Millbrook (Hants) (MBK)	d							0825									
Southampton Central (SOU)	a	0802		0823	0828	0828		0828	←		0858						
Southampton Central (SOU)	d	0815		0848	0830	0830		0835	0848		0900		0926				
St Denys (SDN)	d			←				0840	0853								
Swaythling (SWG)	d							0843	0856								
Southampton Airport Parkwy (SOA) ←	d	0823			0838	0838		0846	0859		0908		0934				
Portsmouth Harbour (PMH)	d	0724					0754										
Portsmouth & Southsea (PMS)	d	0729					0758										
Fratton (FTN)	d	0733					0802										
Hilsea (HLS)	d	0737					0806										
Cosham (CSA)	d	0742					0812										
Portchester (PTC)	d	0747					0816										
Fareham (FRM)	d	0753					0822										
Botley (BOE)	d	0801					0831										
Hedge End (HDE)	d	0805					0835										
Eastleigh (ESL)	3 a	0812					0842	0849	0903		←	0938					
Eastleigh (ESL)	3 d	0812					0843	0850	0914			0914					
Chandlers Ford (CFR)	d							0855	←								
Romsey (ROM)	a							0903									
Shawford (SHW)	d	0818					0850						0919				
Winchester (WIN)	d	0823a	0831		0848	0848	0856				0918	0924a					
Micheldever (MIC)	d						0904										
Basingstoke (BSK)	a		0846				0914				0936						
Reading (RDG)	7 a		0905														
Fleet (FLE)	a						0926										
Farnborough (Main) (FNB)	a						0932										
Woking (WOK)	a				0922	0922	0942				0955						
Clapham Junction (CLJ)	10 a				0942	0942					1015						
London Waterloo (WAT)	15 a				0953	0953	1009				1024						

**NOTES** (see introductory pages for explanation of train operator codes and standard symbols)

- a Arrival time
- d Departure time
- A Runs from 10 October
- B Runs until 7 October
- C To Manchester Piccadilly, see table 050
- G From Salisbury, see table 156
- L Runs until 31 October
- M Runs from 1 November
- N To Brighton, see table 178

Weymouth, Bournemouth, Yarmouth (IOW), Lymington, Southampton, Portsmouth and Fareham to Winchester and London

**Mondays to Fridays**

Operator	SW	SW	SW	SW	SW	SW	SW	SW	SW	GW	SW	SW	XC	SW	SW	SW	SW	
Train ID	1W96	1T30	2R30	L	1J14	2B32	1W52	2B32	2V60	P	M	1J16	1M38	1W08	1T34	2R34	2B36	
Days of operation/Notes	1	1	G	L	1	1	1	1	1	P	M	1	C	1	1	G	1	
1st Class/Reservations/Bus/Ferry	1	1	1	1	1	1	1	1	1	1	1	1	1	1	1	1	1	
Catering facilities	1	1	1	1	1	1	1	1	1	1	1	1	1	1	1	1	1	
Weymouth (WEY)	d	0755					0820		0850					0903				
Upwey (UPW)	d	0759					0824		0855									
Dorchester West (DCW)	a								0902									
Dorchester South (DCH)	d	0807					0833							0913				
Moreton (Dorset) (MTN)	d	0814					0839											
Wool (WOO)	d	0820					0845											
Wareham (WRM)	d	0827					0853							0928				
Holton Heath (HOL)	d	0830					0856											
Hamworthy (HAM)	d	0835					0901							0935				
Poole (POO)	4 a	0840					0906							0939				
Poole (POO)	4 d	0841					0850	0907						0940				
Parkstone (Dorset) (PKS)	d	0845					0854							0944				
Branksome (BSM)	d	0848					0857							0948				
Bournemouth (BMH)	a	0854					0902	0917						0954				
Bournemouth (BMH)	d	0859					0905	0922					0945	0959			1005	
Pokesdown (POK)	d						0909	0926										1009
Christchurch (CHR)	d						0913	0930										1013
Hinton Admiral (HNA)	d						0918											1018
New Milton (NWM)	d						0922	0937										1022
Sway (SWY)	d						0927											1027
Yarmouth (I.O.W.) (YMH)	d				0800						0845							0905
Lymington Pier (LYP)	a				0840						0925							0945
Lymington Pier (LYP)	d					0914						0944						
Lymington Town (LYT)	d					0916						0946						
Brockenhurst (BCU)	3 a	0913				0925	0932	0943				0955	0959	1013				1032
Brockenhurst (BCU)	3 d	0914					0933	0944					1000	1014				1033
Beaulieu Road (BEU)	d						0938											
Ashurst New Forest (ANF)	d						0942											1040
Totton (TTN)	d						0947											1045
Redbridge (RDB)	d					0921												1027
Millbrook (Hants) (MBK)	d					0925												1031
Southampton Central (SOU)	a	0928				0928		0953	0958				1013	1028				1034
Southampton Central (SOU)	d	0930				0933		0955	1000				1015	1030				1035
St Denys (SDN)	d					0940												1040
Swaythling (SWG)	d					0943												1043
Southampton Airport Parkway (SOA)	← d	0938				0946		1003	1008				1023	1038				1046
Portsmouth Harbour (PMH)	d		0859															0959
Portsmouth & Southsea (PMS)	d		0904															1004
Fratton (FTN)	d		0908															1008
Hilsea (HLS)	d		0912															1012
Cosham (CSA)	d		0917															1017
Portchester (PTC)	d		0922															1022
Fareham (FRM)	d		0928															1028
Botley (BOE)	d		0935															1035
Hedge End (HDE)	d		0940															1040
Eastleigh (ESL)	3 a		0946	0949			1006		←									1046
Eastleigh (ESL)	3 d		0947	0950			1014		1014									1047
Chandlers Ford (CFR)	d			0955														1050
Romsey (ROM)	a			1003														1055
Shawford (SHW)	d																	1103
Winchester (WIN)	d	0948	0956					1018	1025a				1031	1048	1057			
Micheldever (MIC)	d		1006												1105			
Basingstoke (BSK)	a		1015					1034					1047		1115			
Reading (RDG)	7 a												1105					
Fleet (FLE)	a																	
Farnborough (Main) (FNB)	a		1030												1130			
Woking (WOK)	a	1021	1039											1120	1139			
Clapham Junction (CLJ)	10 a							1111										
London Waterloo (WAT)	15 a	1049	1109					1120						1149	1209			

NOTES (see introductory pages for explanation of train operator codes and standard symbols)

- a Arrival time
- d Departure time
- C To Manchester Piccadilly, see table 050
- G From Salisbury, see table 156
- L Runs until 31 October
- M Runs from 1 November
- P To Gloucester, see table 133

Weymouth, Bournemouth, Yarmouth (IOW), Lymington, Southampton, Portsmouth and Fareham to Winchester and London

**Mondays to Fridays**

Operator Train ID Days of operation/Notes 1st Class/Reservations/Bus/Ferry Catering facilities	SW	SW	SW	SN	SW	SW	SW	SW	SW	SW	SW	SW	SW	SW	SW	XC	SW	SW
	1J18	1W54	2B36	1Y59 N	M	L	1J20	1W12	1T38	2R38 G	2B40	1J22	1W56	2B40	1M46 C	SW	1J24	
Weymouth (WEY)	d	0920						1003							1020			
Upwey (UPW)	d	0924													1024			
Dorchester West (DCW)	a																	
Dorchester South (DCH)	d	0933						1013							1033			
Moreton (Dorset) (MTN)	d	0939													1039			
Wool (WOO)	d	0945													1045			
Wareham (WRM)	d	0953						1028							1053			
Holton Heath (HOL)	d	0956													1056			
Hamworthy (HAM)	d	1001						1035							1101			
Poole (POO)	4 a	1006						1039							1106			
Poole (POO)	4 d	1007						1040							1107			
Parkstone (Dorset) (PKS)	d							1044										
Branksome (BSM)	d							1048										
Bournemouth (BMH)	a	1017						1054							1117			
Bournemouth (BMH)	d	1022						1059					1105		1122		1145	
Pokesdown (POK)	d	1026											1109		1126			
Christchurch (CHR)	d	1030											1113		1130			
Hinton Admiral (HNA)	d												1118					
New Milton (NWM)	d	1037											1122		1137			
Sway (SWY)	d												1127					
Yarmouth (I.O.W.) (YMH)	d				0945	1005												1105
Lymington Pier (LYP)	a				1025	1045												1145
Lymington Pier (LYP)	d	1027						1057							1127			1157
Lymington Town (LYT)	d	1029						1059							1129			1159
Brockenhurst (BCU)	3 a	1038	1043					1108	1113				1132	1138	1143			1208
Brockenhurst (BCU)	3 d		1044						1114				1133		1144			
Beaulieu Road (BEU)	d												1138					
Ashurst New Forest (ANF)	d												1142					
Totton (TTN)	d												1147					
Redbridge (RDB)	d												1127					
Millbrook (Hants) (MBK)	d												1131					
Southampton Central (SOU)	a	1058						1128					1134	1153	1158		1213	
Southampton Central (SOU)	d	1100			1126			1130					1135	1155	1200		1215	
St Denys (SDN)	d												1140					
Swaythling (SWG)	d												1143					
Southampton Airport Parkwy (SOA)	← a	1108			1134			1138					1146	1203	1208		1223	
Portsmouth Harbour (PMH)	d								1059									
Portsmouth & Southsea (PMS)	d								1104									
Fratton (FTN)	d								1108									
Hilsea (HLS)	d								1112									
Cosham (CSA)	d								1117									
Portchester (PTC)	d								1122									
Fareham (FRM)	d								1128									
Botley (BOE)	d								1135									
Hedge End (HDE)	d								1140									
Eastleigh (ESL)	3 a			←	1137				1147	1149	1206				←			
Eastleigh (ESL)	3 d			1114					1147	1150	1212				1212			
Chandlers Ford (CFR)	d									1155	→							
Romsey (ROM)	a									1203								
Shawford (SHW)	d			1119													1217	
Winchester (WIN)	d	1118	1124a					1148	1157					1218	1222a	1231		
Micheldever (MIC)	d								1205									
Basingstoke (BSK)	a	1134							1216					1234		1246		
Reading (RDG)	7 a																1305	
Fleet (FLE)	a																	
Farnborough (Main) (FNB)	a									1230								
Woking (WOK)	a								1220	1240								
Clapham Junction (CLJ)	10 a	1211													1311			
London Waterloo (WAT)	↻ 15 a	1220							1249	1309					1320			

NOTES (see introductory pages for explanation of train operator codes and standard symbols)

- a Arrival time
- d Departure time
- C To Manchester Piccadilly, see table 050
- G From Salisbury, see table 156
- L Runs until 31 October
- M Runs from 1 November
- N To Brighton, see table 178

## Weymouth, Bournemouth, Yarmouth (IOW), Lymington, Southampton, Portsmouth and Fareham to Winchester and London

## Mondays to Fridays

Operator Train ID Days of operation/Notes 1st Class/Reservations/Bus/Ferry	SW	GW	SW	SW	SW	SW	SW	SW	SW	SW	SW	SW	SW	SW	SW	SW	SW	SW
	1W16	2V64 P	1T42	2R42 G	2B44	1J26	1W58	2B44	M	L	1J28	1W18	1T46	2R46 G	2B48	1J30	1W60	
	□	□	□	□	□	□	□	□	☞	☞	□	□	□	□	□	□	□	
Weymouth (WEY)	d	1103	1111					1120						1203				1220
Upwey (UPW)	d		1116					1124										1224
Dorchester West (DCW)	a		1123															
Dorchester South (DCH)	d	1113						1133					1213					1233
Moreton (Dorset) (MTN)	d							1139										1239
Wool (WOO)	d							1145										1245
Wareham (WRM)	d	1128						1153					1228					1253
Holton Heath (HOL)	d							1156										1256
Hamworthy (HAM)	d	1135						1201					1235					1301
Poole (POO)	4 a	1139						1206					1239					1306
Poole (POO)	4 d	1140						1207					1240					1307
Parkstone (Dorset) (PKS)	d	1144											1244					
Branksome (BSM)	d	1148											1248					
Bournemouth (BMH)	a	1154						1217					1254					1317
Bournemouth (BMH)	d	1159					1205	1222					1259			1304		1322
Pokesdown (POK)	d						1209	1226								1308		1326
Christchurch (CHR)	d						1213	1230								1312		1330
Hinton Admiral (HNA)	d						1218									1317		
New Milton (NWM)	d						1222	1237								1321		1337
Sway (SWY)	d						1227									1326		
Yarmouth (I.O.W.) (YMH)	☞ d									1145	1205							
Lymington Pier (LYP)	☞ a									1225	1245							
Lymington Pier (LYP)	d						1227						1257				1327	
Lymington Town (LYT)	d						1229						1259				1329	
Brockenhurst (BCU)	3 a	1213				1232	1238	1243					1308	1313		1331	1338	1343
Brockenhurst (BCU)	3 d	1214				1233		1244					1314			1332		1344
Beaulieu Road (BEU)	d															1337		
Ashurst New Forest (ANF)	d					1240										1341		
Totton (TTN)	d					1245										1346		
Redbridge (RDB)	d					1227										1327		
Millbrook (Hants) (MBK)	d					1231										1331		
Southampton Central (SOU)	a	1228				1234	1252	1258					1328	1334	1352			1358
Southampton Central (SOU)	d	1230				1235	1255	1300					1330	1335	1355			1400
St Denys (SDN)	d					1240										1340		
Swaythling (SWG)	d					1243										1343		
Southampton Airport Parkwy (SOA)	← d	1238				1246	1303	1308					1338		1346	1403		1408
Portsmouth Harbour (PMH)	☞ d			1159										1259				
Portsmouth & Southsea (PMS)	d			1204										1304				
Fratton (FTN)	d			1208										1308				
Hilsea (HLS)	d			1212										1312				
Cosham (CSA)	d			1217										1317				
Portchester (PTC)	d			1222										1322				
Fareham (FRM)	d			1228										1328				
Botley (BOE)	d			1235										1335				
Hedge End (HDE)	d			1240										1340				
Eastleigh (ESL)	3 a			1246	1249	1307			←					1346	1349	1406		
Eastleigh (ESL)	3 d			1247	1250	1314			1314					1347	1350	1414		
Chandlers Ford (CFR)	d				1255	→									1355	→		
Romsey (ROM)	a				1303										1403			
Shawford (SHW)	d																	
Winchester (WIN)	d	1248		1256				1318	1324a				1348	1356				1418
Micheldever (MIC)	d			1305										1405				
Basingstoke (BSK)	a			1316				1334						1415				1434
Reading (RDG)	7 a																	
Fleet (FLE)	a																	
Farnborough (Main) (FNB)	a			1330										1430				
Woking (WOK)	a	1320		1340									1420	1439				
Clapham Junction (CLJ)	10 a							1411										1511
London Waterloo (WAT)	☞ 15 a	1349		1409				1420					1449	1509				1520

NOTES (see introductory pages for explanation of train operator codes and standard symbols)

- a Arrival time
- d Departure time
- G From Salisbury, see table 156
- L Runs until 31 October
- M Runs from 1 November
- P To Gloucester, see table 133



## Weymouth, Bournemouth, Yarmouth (IOW), Lymington, Southampton, Portsmouth and Fareham to Winchester and London

### Mondays to Fridays

Operator	SW 2B48	XC 1M54 C	SW	SW 1J32	SW 1W20	GW 2V68 P	SW 1T50	SW 2R50 G	SW 2B52	SW 1J34	SW 1W62	SW 2B52	SW	SW 1J36	SW 1W22	SW 1T54	SW 2R54 G
Train ID	□	□◇	☰	□	□	□	□	□	□	□	□	□	□	□	□	□	□
Days of operation/Notes	□	□	□	□	□	□	□	□	□	□	□	□	□	□	□	□	□
1st Class/Reservations/Bus/Ferry	□	□	□	□	□	□	□	□	□	□	□	□	□	□	□	□	□
Catering facilities	□	□	□	□	□	□	□	□	□	□	□	□	□	□	□	□	□
Weymouth (WEY)	d				1303	1311					1320				1403		
Upwey (UPW)	d					1316					1324						
Dorchester West (DCW)	a					1323											
Dorchester South (DCH)	d				1313						1333				1413		
Moreton (Dorset) (MTN)	d										1339						
Wool (WOO)	d										1345						
Wareham (WRM)	d				1328						1353				1428		
Holton Heath (HOL)	d										1356						
Hamworthy (HAM)	d				1335						1401				1435		
Poole (POO)	4 a				1339						1406				1439		
Poole (POO)	4 d				1340						1407				1440		
Parkstone (Dorset) (PKS)	d				1344										1444		
Branksome (BSM)	d				1348										1448		
Bournemouth (BMH)	a				1354						1417				1454		
Bournemouth (BMH)	d		1345		1359				1405		1422				1459		
Pokesdown (POK)	d								1409		1426						
Christchurch (CHR)	d								1413		1430						
Hinton Admiral (HNA)	d								1418								
New Milton (NWM)	d								1422		1437						
Sway (SWY)	d								1427								
Yarmouth (I.O.W.) (YMH)	d			1305										1405			
Lymington Pier (LYP)	a			1345										1445			
Lymington Pier (LYP)	d				1357					1427				1457			
Lymington Town (LYT)	d				1359					1429				1459			
Brockenhurst (BCU)	3 a				1408	1413			1432	1438	1443			1508	1513		
Brockenhurst (BCU)	3 d					1414			1433		1444				1514		
Beaulieu Road (BEU)	d																
Ashurst New Forest (ANF)	d								1440								
Totton (TTN)	d								1445								
Redbridge (RDB)	d								1421								1527
Millbrook (Hants) (MBK)	d								1424								1531
Southampton Central (SOU)	a		1413		1428				1430	1453	1458				1528		1534
Southampton Central (SOU)	d		1415		1430				1436	1455	1500				1530		1535
St Denys (SDN)	d								1440								1540
Swaythling (SWG)	d								1443								1543
Southampton Airport Parkway (SOA)	← a		1423		1438				1446	1503	1508				1538		1546
Portsmouth Harbour (PMH)	d						1359										1459
Portsmouth & Southsea (PMS)	d						1404										1504
Fratton (FTN)	d						1408										1508
Hilsea (HLS)	d						1412										1512
Cosham (CSA)	d						1417										1517
Portchester (PTC)	d						1422										1522
Fareham (FRM)	d						1428										1528
Botley (BOE)	d						1435										1535
Hedge End (HDE)	d						1440										1540
Eastleigh (ESL)	3 a	←					1446	1449	1509				←				1546 1549
Eastleigh (ESL)	3 d	1414					1447	1449	1511				1511				1547 1550
Chandlers Ford (CFR)	d							1455	→								1555
Romsey (ROM)	a							1503									1603
Shawford (SHW)	d	1419												1516			
Winchester (WIN)	d	1425a	1431		1448		1457				1518	1521a			1548	1556	
Micheldever (MIC)	d						1505										1605
Basingstoke (BSK)	a		1446				1516				1535						1616
Reading (RDG)	7 a		1505														
Fleet (FLE)	a																
Farnborough (Main) (FNB)	a							1530									1630
Woking (WOK)	a					1520		1540							1620	1639	
Clapham Junction (CLJ)	10 a										1611						
London Waterloo (WAT)	↻ 15 a					1552		1608			1620				1649	1708	

**NOTES** (see introductory pages for explanation of train operator codes and standard symbols)

- a Arrival time
- d Departure time
- C To Manchester Piccadilly, see table 050
- G From Salisbury, see table 156
- L Runs until 31 October
- P To Gloucester, see table 133

**Weymouth, Bournemouth, Yarmouth (IOW), Lymington, Southampton, Portsmouth and Fareham to Winchester and London**

**Mondays to Fridays**

Operator Train ID Days of operation/Notes 1st Class/Reservations/Bus/Ferry Catering facilities	SW 2B56	SW 1J38	SW 1W64	SW 2B56	GW 2V72 P	XC 1M62 C ⚡	SW ⚡	SW 1J40	SW 1W24	SW 1T58	SW 2R58 G	SW 2B60	SW 1J42	SW 1W66	SW 2B60	XC 1M66 C ⚡	SW 2B06
Weymouth (WEY)	d		1420		1455			1503						1520			
Upwey (UPW)	d		1424		1500									1524			
Dorchester West (DCW)	a				1507												
Dorchester South (DCH)	d		1433					1513						1533			
Moreton (Dorset) (MTN)	d		1439											1539			
Wool (WOO)	d		1445											1545			
Wareham (WRM)	d		1453					1528						1553			
Holton Heath (HOL)	d		1456											1556			
Hamworthy (HAM)	d		1501					1535						1601			
Poole (POO)	4 a		1506					1539						1606			
Poole (POO)	4 d		1507					1540						1607			
Parkstone (Dorset) (PKS)	d							1544									
Branksome (BSM)	d							1548									
Bournemouth (BMH)	a		1517					1554						1617			
Bournemouth (BMH)	d	1505	1522		1545			1559				1605	1622		1645		
Pokesdown (POK)	d	1509	1526									1609	1626				
Christchurch (CHR)	d	1513	1530									1613	1630				
Hinton Admiral (HNA)	d	1518										1618		1630			
New Milton (NWM)	d	1522	1537									1622	1637				
Sway (SWY)	d	1527										1627					
Yarmouth (I.O.W.) (YMH)	⚡ d						1505										
Lymington Pier (LYP)	⚡ a						1545										
Lymington Pier (LYP)	d		1527					1557					1627				
Lymington Town (LYT)	d		1529					1559					1629				
Brockenhurst (BCU)	3 a	1532	1538	1543				1608	1613			1632	1638	1643			
Brockenhurst (BCU)	3 d	1533		1544					1614			1633		1644			
Beaulieu Road (BEU)	d																
Ashurst New Forest (ANF)	d	1540										1640					
Totton (TTN)	d	1545										1645					
Redbridge (RDB)	d											1627					
Millbrook (Hants) (MBK)	d											1631					
Southampton Central (SOU)	a	1553	1558		1613			1628	1634	1651		1658		1713			
Southampton Central (SOU)	d	1555	1600		1615			1630	1635	1652		1700		1715	1724		
St Denys (SDN)	d								1640	1657							
Swaythling (SWG)	d								1643	1700							
Southampton Airport Parkway (SOA)	⚡ d	1603	1608		1623			1638	1646	1704		1708		1723	1731		
Portsmouth Harbour (PMH)	⚡ d								1559								
Portsmouth & Southsea (PMS)	d								1604								
Fratton (FTN)	d								1608								
Hilsea (HLS)	d								1612								
Cosham (CSA)	d								1617								
Portchester (PTC)	d								1622								
Fareham (FRM)	d								1628								
Botley (BOE)	d								1635								
Hedge End (HDE)	d								1640								
Eastleigh (ESL)	3 a	1608		←					1646	1649	1707			←		1736	
Eastleigh (ESL)	3 d	1614		1614					1647	1650	1714			1714			
Chandlers Ford (CFR)	d	←							1655	←							
Romsey (ROM)	a								1703								
Shawford (SHW)	d			1619											1719		
Winchester (WIN)	d		1618	1624a	1631			1648	1656				1718	1724a	1731		
Micheldever (MIC)	d								1705								
Basingstoke (BSK)	a		1634		1646				1715				1734		1746		
Reading (RDG)	7 a				1706										1805		
Fleet (FLE)	a																
Farnborough (Main) (FNB)	a								1730								
Woking (WOK)	a							1720	1739								
Clapham Junction (CLJ)	10 a		1712											1811			
London Waterloo (WAT)	⚡ 15 a		1724					1750	1813					1820			

**NOTES** (see introductory pages for explanation of train operator codes and standard symbols)

- a Arrival time
- d Departure time
- C To Manchester Piccadilly, see table 050
- G From Salisbury, see table 156
- P To Gloucester, see table 133

## Weymouth, Bournemouth, Yarmouth (IOW), Lymington, Southampton, Portsmouth and Fareham to Winchester and London

## Mondays to Fridays

Operator	SW	SW	SW	SW	SW	SW	SW	SW	SW	SW	SW	SW	SW	SW	SW	SW	SW
Train ID	1J44	1W26	1T62	2R62	1B64	1J46	1W68	1B64	1J48	1W28	1T66	2R66	1B68	1J50	1W70		
Days of operation/Notes	L			G								G					
1st Class/Reservations/Bus/Ferry																	
Weymouth (WEY)	d		1603				1620				1703						1720
Upwey (UPW)	d						1624										1724
Dorchester West (DCW)	a																
Dorchester South (DCH)	d		1613				1633			1713							1733
Moreton (Dorset) (MTN)	d						1639										1739
Wool (WOO)	d						1645										1745
Wareham (WRM)	d		1628				1653			1728							1753
Holton Heath (HOL)	d						1656										1756
Hamworthy (HAM)	d		1635				1701			1735							1801
Poole (POO)	4 a		1639				1706			1739							1806
Poole (POO)	4 d		1640				1707			1740							1807
Parkstone (Dorset) (PKS)	d		1644							1744							
Branksome (BSM)	d		1648							1748							
Bournemouth (BMH)	a		1654				1718			1755							1817
Bournemouth (BMH)	d		1659				1705			1759			1805				1822
Pokesdown (POK)	d						1709			1726			1809				1826
Christchurch (CHR)	d						1713			1730			1813				1830
Hinton Admiral (HNA)	d						1718						1818				
New Milton (NWM)	d						1722			1737			1822				1837
Sway (SWY)	d						1727						1827				
Yarmouth (I.O.W.) (YMH)	d	1605								1705							
Lymington Pier (LYP)	a	1645								1745							
Lymington Pier (LYP)	d		1659				1729			1759						1829	
Lymington Town (LYT)	d		1701				1731			1801						1831	
Brockenhurst (BCU)	3 a		1709	1713			1732	1739	1743			1809	1813		1832	1839	1843
Brockenhurst (BCU)	3 d			1714			1733		1744				1814		1833		1844
Beaulieu Road (BEU)	d						1738								1838		
Ashurst New Forest (ANF)	d						1742								1842		
Totton (TTN)	d						1747								1847		
Redbridge (RDB)	d						1727								1827		
Millbrook (Hants) (MBK)	d						1731								1831		
Southampton Central (SOU)	a		1728				1733	1753	1758			1828	1834	1853			1859
Southampton Central (SOU)	d		1730				1735	1755	1800			1830	1835	1855			1900
St Denys (SDN)	d						1740						1840				
Swaythling (SWG)	d						1743						1843				
Southampton Airport Parkwy (SOA)	d		1738				1746	1803	1808			1838	1846	1903			1908
Portsmouth Harbour (PMH)	d			1659									1759				
Portsmouth & Southsea (PMS)	d			1704									1804				
Fratton (FTN)	d			1708									1808				
Hilsea (HLS)	d			1712									1812				
Cosham (CSA)	d			1717									1817				
Portchester (PTC)	d			1722									1822				
Fareham (FRM)	d			1728									1828				
Botley (BOE)	d			1735									1835				
Hedge End (HDE)	d			1740									1840				
Eastleigh (ESL)	3 a			1746	1749	1806							1846	1849	1906		
Eastleigh (ESL)	3 d			1747	1750	1812			1812				1847	1850	1914		
Chandlers Ford (CFR)	d				1755								1855				
Romsey (ROM)	a				1803								1904				
Shawford (SHW)	d									1817							
Winchester (WIN)	d		1748	1755				1818	1823		1848	1856					1918
Micheldever (MIC)	d			1805								1905					
Basingstoke (BSK)	a			1815				1834	1840			1915					1934
Reading (RDG)	7 a																
Fleet (FLE)	a																
Farnborough (Main) (FNB)	a			1830								1931					
Woking (WOK)	a		1820	1840							1925	1941					
Clapham Junction (CLJ)	10 a							1911									2011
London Waterloo (WAT)	15 a		1849	1909				1920				1951	2009				2020

NOTES (see introductory pages for explanation of train operator codes and standard symbols)

- a Arrival time
- d Departure time
- G From Salisbury, see table 156
- L Runs until 31 October

## Weymouth, Bournemouth, Yarmouth (IOW), Lymington, Southampton, Portsmouth and Fareham to Winchester and London

## Mondays to Fridays

Operator Train ID Days of operation/Notes 1st Class/Reservations/Bus/Ferry Catering facilities	SW 1B68	GW 2V94 Q	XC 1M74 C P◇ ⌘	SW 1W30	SW 1T70	SW 2R70 G	SW L L	SW 1J52	SW 2B72	SW 1W72	SW 2B72	XC 1M78 R P◇	SW 1J54	SW 1W32	SW 2T62 S P	SW 2R74 G P	SW P
Weymouth (WEY)	d	1730		1803						1820				1903			
Upwey (UPW)	d	1735								1824							
Dorchester West (DCW)	a	1742															
Dorchester South (DCH)	d			1813						1833				1913			
Moreton (Dorset) (MTN)	d									1839							
Wool (WOO)	d									1845							
Wareham (WRM)	d			1828						1853				1928			
Holton Heath (HOL)	d									1856							
Hamworthy (HAM)	d			1835						1901				1935			
Poole (POO)	4 a			1839						1906				1939			
Poole (POO)	4 d			1840					1850	1907				1940			
Parkstone (Dorset) (PKS)	d			1844					1854					1944			
Branksome (BSM)	d			1848					1857					1948			
Bournemouth (BMH)	a			1854					1902	1917				1954			
Bournemouth (BMH)	d		1845	1859					1905	1922		1945		1959			
Pokesdown (POK)	d								1909	1926							
Christchurch (CHR)	d								1913	1930							
Hinton Admiral (HNA)	d								1918								
New Milton (NWM)	d								1922	1937							
Sway (SWY)	d								1927								
Yarmouth (I.O.W.) (YMH)	d						1805										1905
Lymington Pier (LYP)	a						1845										1945
Lymington Pier (LYP)	d							1903					1933				
Lymington Town (LYT)	d							1905					1935				
Brockenhurst (BCU)	3 a		1859	1913				1914	1932	1943			1944	2013			
Brockenhurst (BCU)	3 d		1900	1914					1933	1944				2014			
Beaulieu Road (BEU)	d																
Ashurst New Forest (ANF)	d								1940								
Totton (TTN)	d								1945								
Redbridge (RDB)	d					1927											2027
Millbrook (Hants) (MBK)	d					1931											2031
Southampton Central (SOU)	a		1913	1928		1934			1951	1958		2013		2029			2034
Southampton Central (SOU)	d		1915	1930		1935			1955	2000		2015		2030			2035
St Denys (SDN)	d					1940											2040
Swaythling (SWG)	d					1943											2043
Southampton Airport Parkway (SOA)	d		1923	1938		1946			2003	2008		2023		2038			2046
Portsmouth Harbour (PMH)	d				1859												1959
Portsmouth & Southsea (PMS)	d				1904												2004
Fratton (FTN)	d				1908												2008
Hilsea (HLS)	d				1912												2012
Cosham (CSA)	d				1917												2017
Portchester (PTC)	d				1922												2022
Fareham (FRM)	d				1928												2028
Botley (BOE)	d				1935												2035
Hedge End (HDE)	d				1940												2040
Eastleigh (ESL)	3 a				1946	1950			2006							2047	2049
Eastleigh (ESL)	3 d	1914			1947	1950			2011		2011					2048	2050
Chandlers Ford (CFR)	d					1956											2055
Romsey (ROM)	a					2003											2103
Shawford (SHW)	d	1919										2016					2054
Winchester (WIN)	d	1925		1948	1956					2018	2021a			2048			2100
Micheldever (MIC)	d				2005												2110
Basingstoke (BSK)	a	1941		1946	2015					2034		2048					2123
Reading (RDG)	7 a			2007								2107					
Fleet (FLE)	a																2140
Farnborough (Main) (FNB)	a				2029												2145
Woking (WOK)	a			2021	2039									2122			2158
Clapham Junction (CLJ)	10 a									2111							
London Waterloo (WAT)	15 a			2049	2113					2127				2151	2234		

NOTES (see introductory pages for explanation of train operator codes and standard symbols)

- a Arrival time
- d Departure time
- C To Manchester Piccadilly, see table 050
- G From Salisbury, see table 156
- L Runs until 31 October
- Q To Bristol Temple Meads, see table 133
- R To Birmingham New Street, see table 050
- S Also calls at Hook 2131, Winchfield 2135, Brookwood 2153, Weybridge 2205, Walton-On-Thames 2209 and Surbiton 2216

## Weymouth, Bournemouth, Yarmouth (IOW), Lymington, Southampton, Portsmouth and Fareham to Winchester and London

## Mondays to Fridays

Operator	SW 1J56	SW 2B76	SW 1W74	SW 2B76	SW 1J58	SW 1W36	SW 2T64 U	SW 2R78 G	GW 2M95 Q	SW MFO TH	SW 1J60	SW 1W78	GW 2V82 Q	SW 1J62	SW 2T66	SW 2R82 G	SW
Train ID																	
Days of operation/Notes																	
1st Class/Reservations/Bus/Ferry	☐	☐	☐	☐	☐	☐	☐	☐		☐	☐			☐	☐	☐	☐
Weymouth (WEY)	d		1920			1959						2007	2015				
Upwey (UPW)	d		1924									2011	2020				
Dorchester West (DCW)	a												2027				
Dorchester South (DCH)	d		1937e			2011c						2021c					
Moreton (Dorset) (MTN)	d		1943									2027					
Wool (WOO)	d		1949									2033					
Wareham (WRM)	d		1957			2028c						2042c					
Holton Heath (HOL)	d																
Hamworthy (HAM)	d		2003			2035						2048					
Poole (POO)	4 a		2008			2039						2053					
Poole (POO)	4 d	1950	2009			2040						2054					
Parkstone (Dorset) (PKS)	d	1954				2044						2058					
Branksome (BSM)	d	1957				2048						2101					
Bournemouth (BMH)	a	2002	2018			2054						2107					
Bournemouth (BMH)	d	2005	2022			2059						2112					
Pokesdown (POK)	d	2009	2026									2116					
Christchurch (CHR)	d	2013	2030									2120					
Hinton Admiral (HNA)	d	2018										2125					
New Milton (NWM)	d	2022	2037									2129					
Sway (SWY)	d	2027										2134					
Yarmouth (I.O.W.) (YMH)	d									2005							2050
Lymington Pier (LYP)	a									2045							2130
Lymington Pier (LYP)	d	2003				2033					2103				2133		
Lymington Town (LYT)	d	2005				2035					2105				2135		
Brockenhurst (BCU)	3 a	2014	2032	2043		2044	2113				2114	2138			2144		
Brockenhurst (BCU)	3 d		2033	2044			2114					2139					
Beaulieu Road (BEU)	d		2038														
Ashurst New Forest (ANF)	d		2042									2147					
Totton (TTN)	d		2047									2152					
Redbridge (RDB)	d							2127									2227
Millbrook (Hants) (MBK)	d							2131									2231
Southampton Central (SOU)	a	2053	2058			2128		2134				2157					2234
Southampton Central (SOU)	d	2055	2100			2130		2135				2200					2235
St Denys (SDN)	d							2140									2240
Swaythling (SWG)	d							2143									2243
Southampton Airport Parkway (SOA) ↔	d	2103	2108			2138		2146				2208					2246
Portsmouth Harbour (PMH)	d						2059		2123							2154	
Portsmouth & Southsea (PMS)	d						2104		2127							2159	
Fratton (FTN)	d						2108		2131							2203	
Hilsea (HLS)	d						2112									2207	
Cosham (CSA)	d						2117									2212	
Portchester (PTC)	d						2122									2217	
Fareham (FRM)	d						2128		2147c							2223	
Botley (BOE)	d						2135									2230	
Hedge End (HDE)	d						2140									2235	
Eastleigh (ESL)	3 a	2106		←			2146	2149	2202			2211			2242	2249	
Eastleigh (ESL)	3 d	2112		2112			2147	2150				2212				2250	
Chandlers Ford (CFR)	d	↔						2155								2255	
Romsey (ROM)	a							2203								2304	
Shawford (SHW)	d			2118								2218					
Winchester (WIN)	d		2118	2123a		2148		2156				2224					
Micheldever (MIC)	d							2205									
Basingstoke (BSK)	a		2134					2215				2240					
Reading (RDG)	7 a																
Fleet (FLE)	a							2240									
Farnborough (Main) (FNB)	a							2245									
Woking (WOK)	a		2153			2223		2258				2259					
Clapham Junction (CLJ)	10 a		2213									2322					
London Waterloo (WAT)	15 a		2222			2249	2334f					2331					

NOTES (see introductory pages for explanation of train operator codes and standard symbols)

- a Arrival time
- d Departure time
- c Arrives 3 minutes earlier
- e Arrives 6 minutes earlier
- f On Fridays arrives 2 minutes later
- G From Salisbury, see table 156
- Q To Bristol Temple Meads, see table 133
- U Also calls at Hook 2231, Winchfield 2235, Brookwood 2253, Weybridge 2305, Walton-On-Thames 2309 and Surbiton 2316
- TH Also runs on Thursdays 2 June, 16 June and 25 August
- MFO Mondays and Fridays only

## Weymouth, Bournemouth, Yarmouth (IOW), Lymington, Southampton, Portsmouth and Fareham to Winchester and London

### Mondays to Fridays

Operator	SW	SW	SW	SW	SW	SW
Train ID	1J64	1W82	2W84	1J66	2W86	2R99
Days of operation/Notes	V	V	V	V	V	G
1st Class/Reservations/Bus/Ferry	□	□	□	□	□	□
Weymouth (WEY)	d	2100	2210		2310	
Upwey (UPW)	d	2104	2214		2314	
Dorchester West (DCW)	a					
Dorchester South (DCH)	d	2112	2223		2322	
Moreton (Dorset) (MTN)	d	2118	2229		2328	
Wool (WOO)	d	2124	2235		2334	
Wareham (WRM)	d	2132	2242		2342	
Holton Heath (HOL)	d					
Hamworthy (HAM)	d	2138	2249		2348	
Poole (POO)	4 a	2143	2253		2353	
Poole (POO)	4 d	2144	2254		2354	
Parkstone (Dorset) (PKS)	d	2148	2258			
Branksome (BSM)	d	2151	2302			
Bournemouth (BMH)	a	2157	2307		0003	
Bournemouth (BMH)	d	2212				
Pokesdown (POK)	d	2216				
Christchurch (CHR)	d	2220				
Hinton Admiral (HNA)	d	2225				
New Milton (NWM)	d	2229				
Sway (SWY)	d	2234				
Yarmouth (I.O.W.) (YMH)	d					
Lymington Pier (LYP)	a					
Lymington Pier (LYP)	d	2203		2236		
Lymington Town (LYT)	d	2205		2238		
Brockenhurst (BCU)	3 a	2214	2238	2247		
Brockenhurst (BCU)	3 d		2239			
Beaulieu Road (BEU)	d					
Ashurst New Forest (ANF)	d	2247				
Totton (TTN)	d	2252				
Redbridge (RDB)	d					2316
Millbrook (Hants) (MBK)	d					2319
Southampton Central (SOU)	a	2257				2322
Southampton Central (SOU)	d	2300				2323
St Denys (SDN)	d					2328
Swaythling (SWG)	d					2331
Southampton Airport Parkwy (SOA) ←	d	2308				2334
Portsmouth Harbour (PMH)	d					
Portsmouth & Southsea (PMS)	d					
Fratton (FTN)	d					
Hilsea (HLS)	d					
Cosham (CSA)	d					
Portchester (PTC)	d					
Fareham (FRM)	d					
Botley (BOE)	d					
Hedge End (HDE)	d					
Eastleigh (ESL)	3 a	2311				2337
Eastleigh (ESL)	3 d	2312				2338
Chandlers Ford (CFR)	d					2343
Romsey (ROM)	a					2350
Shawford (SHW)	d	2318				
Winchester (WIN)	d	2324				
Micheldever (MIC)	d	2333				
Basingstoke (BSK)	a	2343				
Reading (RDG)	7 a					
Fleet (FLE)	a	0001				
Farnborough (Main) (FNB)	a	0006				
Woking (WOK)	a	0018				
Clapham Junction (CLJ)	10 a					
London Waterloo (WAT)	15 a					

**NOTES** (see introductory pages for explanation of train operator codes and standard symbols)

- a Arrival time
- d Departure time
- G From Salisbury, see table 156
- V Also calls at Hook 2351, Winchfield 2355 and Brookwood 0013

Weymouth, Bournemouth, Yarmouth (IOW), Lymington, Southampton, Portsmouth and Fareham to Winchester and London

Saturdays

Operator	SW	SW	SW	SW	SW	SW	SW	SW	XC	SW	SW	SW	SW	SW	SW	SW	SW	SW
Train ID	2B14	2B14	2T14	2B16	2B16	1B14	1B14	2Y18	1M22	2R18	2T18	1B16	1B16	2T18	2R18	2B18	1J02	
Days of operation/Notes	A	B		C	D	E	F		G	J	H	F	E	H	J			
1st Class/Reservations/Bus/Ferry	1	1	1	1	1	1	1	1	1	1	1	1	1	1	1	1	1	
Weymouth (WEY)	d																	
Upwey (UPW)	d																	
Dorchester West (DCW)	a																	
Dorchester South (DCH)	d																	
Moreton (Dorset) (MTN)	d																	
Wool (WOO)	d																	
Wareham (WRM)	d																	
Holton Heath (HOL)	d																	
Hamworthy (HAM)	d																	
Poole (POO)	4 a																	
Poole (POO)	4 d											0526	0524					
Parkstone (Dorset) (PKS)	d											0530	0528					
Branksome (BSM)	d											0534	0533					
Bournemouth (BMH)	a											0540	0538					
Bournemouth (BMH)	d											0542	0540					
Pokesdown (POK)	d											0546	0544					
Christchurch (CHR)	d											0550	0548					
Hinton Admiral (HNA)	d											0555	0553					
New Milton (NWM)	d											0600	0558					
Sway (SWY)	d											0605	0603					
Yarmouth (I.O.W.) (YMH)	d																	
Lymington Pier (LYP)	a																	
Lymington Pier (LYP)	d																0627	
Lymington Town (LYT)	d																0629	
Brockenhurst (BCU)	3 a											0609	0607				0637	
Brockenhurst (BCU)	3 d											0610	0608					
Beaulieu Road (BEU)	d																	
Ashurst New Forest (ANF)	d											0618	0616					
Totton (TTN)	d											0623	0621					
Redbridge (RDB)	d									0616								
Millbrook (Hants) (MBK)	d									0620								
Southampton Central (SOU)	a									0623		0629	0629		←			
Southampton Central (SOU)	d	0509	0512		0527	0530	0600	0600		0615	0635	0630	0630			0635	0700	
St Denys (SDN)	d				0532	0535					↪					0640		
Swaythling (SWG)	d				0535	0538										0643		
Southampton Airport Parkwy (SOA) ↵	d	0517	0520		0539	0541	0608	0608		0623		0638	0638			0646	0708	
Portsmouth Harbour (PMH)	d							0540			0548							
Portsmouth & Southsea (PMS)	d							0544			0553							
Fratton (FTN)	d							0548			0557							
Hilsea (HLS)	d										0601							
Cosham (CSA)	d			0509					0556		0606							
Portchester (PTC)	d			0513							0611							
Fareham (FRM)	d			0519					0604		0618							
Botley (BOE)	d			0527							0625							
Hedge End (HDE)	d			0531							0630							
Eastleigh (ESL)	3 a	0520	0523	0537	0542	0545	0611	0611	0617		0637	0641	0641	←	0649	0711		
Eastleigh (ESL)	3 d	0521	0524		0546	0546	0613	0613			0647	0642	0642	0647	0650	0713		
Chandlers Ford (CFR)	d										↪					0655		
Romsey (ROM)	a															0703		
Shawford (SHW)	d				0552	0552								0653			0718	
Winchester (WIN)	d	0531	0534		0558	0600e	0623	0623		0631		0651	0651	0700			0724	
Micheldever (MIC)	d				0606	0608								0708				
Basingstoke (BSK)	a	0550	0550		0618	0618	0639	0639		0646		0707	0707	0719			0740	
Reading (RDG)	7 a									0705								
Fleet (FLE)	a	0610	0610		0640	0640										0740	0754	
Farnborough (Main) (FNB)	a	0615	0615		0645	0645										0745	0759	
Woking (WOK)	a	0628	0628		0658	0658	0659	0659				0726	0726	0758				
Clapham Junction (CLJ)	10 a	0657	0657														0827	
London Waterloo (WAT)	15 a	0706	0706		0734	0734	0732	0729				0752	0752	0840			0839	

NOTES (see introductory pages for explanation of train operator codes and standard symbols)

- a Arrival time
- d Departure time
- e Arrives 3 minutes earlier
- A Runs from 15 Oct. Also calls at Hook 0601, Winchfield 0605, Brookwood 0623, Weybridge 0635, Walton-On-Thames 0639 and Surbiton 0646
- B Runs until 8 Oct. Also calls at Hook 0601, Winchfield 0605, Brookwood 0623, Weybridge 0635, Walton-On-Thames 0639 and Surbiton 0646
- C Runs from 15 Oct. Also calls at Hook 0631, Winchfield 0635, Brookwood 0653, Weybridge 0705, Walton-On-Thames 0709 and Surbiton 0716
- D Runs until 8 Oct. Also calls at Hook 0631, Winchfield 0635, Brookwood 0653, Weybridge 0705, Walton-On-Thames 0709 and Surbiton 0716
- E Runs from 15 October
- F Runs until 8 October
- G To Manchester Piccadilly, see table 050
- H Also calls at Hook 0731, Winchfield 0735, Brookwood 0753, Weybridge 0805, Walton-On-Thames 0809 and Surbiton 0816
- J From Romsey, see table 156

## Weymouth, Bournemouth, Yarmouth (IOW), Lymington, Southampton, Portsmouth and Fareham to Winchester and London

## Saturdays

Operator	SW	SW	SW	SW	SW	SW	SW	SW	SW	SW	SW	SW	SW	SW	SW	SW	SW	SW	SW
Train ID	1W92	1J04	1W92	1T24	2R22	2B24	2B24	2B24	1J06	1W48	1W48	2B24	2B24	2V85	1M30	1J08	1W94		
Days of operation/Notes	E		F		K	E	F			E	F	E	F	L	G		E		
1st Class/Reservations/Bus/Ferry	1	1	1	1	1	1	1	1	1	1	1	1	1	1	1	1	1	1	1
Catering facilities																			
Weymouth (WEY)	d	0538		0542							0615	0620							0650
Upwey (UPW)	d										0619	0624							0654
Dorchester West (DCW)	a													0651					
Dorchester South (DCH)	d	0548		0552							0628	0633							0707c
Moreton (Dorset) (MTN)	d										0634	0639							0714
Wool (WOO)	d	0558		0602							0640	0645							0720
Wareham (WRM)	d	0606		0610							0648	0653							0727
Holton Heath (HOL)	d	0609		0613							0651	0656							0731
Hamworthy (HAM)	d	0614		0618							0656	0701							0736
Poole (POO)	4 a	0620		0623							0703	0706							0740
Poole (POO)	4 d	0621		0624			0647	0650			0704	0707							0741
Parkstone (Dorset) (PKS)	d	0625		0628			0651	0654											0745
Branksome (BSM)	d	0630		0631			0654	0657											0749
Bournemouth (BMH)	a	0635		0637			0659	0702			0714	0717							0754
Bournemouth (BMH)	d	0640		0642			0702	0705			0719	0722				0745			0759
Pokesdown (POK)	d	0644		0646			0706	0709			0723	0726							
Christchurch (CHR)	d	0648		0650			0710	0713			0727	0730							
Hinton Admiral (HNA)	d	0653		0655			0715	0718											
New Milton (NWM)	d	0658		0700			0719	0722			0734	0737							
Sway (SWY)	d	0703		0705			0724	0727											
Yarmouth (I.O.W.) (YMH)	d								0620										
Lymington Pier (LYP)	a								0700										
Lymington Pier (LYP)	d		0657							0727									0757
Lymington Town (LYT)	d		0659							0729									0759
Brockenhurst (BCU)	3 a	0707	0707	0709			0729	0732		0737	0740	0743						0807	0813
Brockenhurst (BCU)	3 d	0708		0710			0730	0733			0741	0744							0814
Beaulieu Road (BEU)	d																		
Ashurst New Forest (ANF)	d	0716		0718			0737	0740											
Totton (TTN)	d	0721		0723			0742	0745											
Redbridge (RDB)	d					0721													
Millbrook (Hants) (MBK)	d					0724													
Southampton Central (SOU)	a	0728		0728		0731	0752	0752			0758	0758				0813			0828
Southampton Central (SOU)	d	0730		0730		0735	0755	0755			0800	0800				0815			0830
St Denys (SDN)	d					0740													
Swaythling (SWG)	d					0743													
Southampton Airport Parkway (SOA)	← d	0738		0738		0746	0803	0803			0808	0808				0823			0838
Portsmouth Harbour (PMH)	d				0659														
Portsmouth & Southsea (PMS)	d				0704														
Fratton (FTN)	d				0708														
Hilsea (HLS)	d				0712														
Cosham (CSA)	d				0717														
Portchester (PTC)	d				0722														
Fareham (FRM)	d				0728														
Botley (BOE)	d				0735														
Hedge End (HDE)	d				0740														
Eastleigh (ESL)	3 a				0746	0749	0806	0806					←	←					
Eastleigh (ESL)	3 d				0747	0750	0814	0814					0814	0814					
Chandlers Ford (CFR)	d					0755	←	←											
Romsey (ROM)	a					0803													
Shawford (SHW)	d																		
Winchester (WIN)	d	0748		0748	0756						0818	0818	0824a	0824a		0831			0848
Micheldever (MIC)	d				0805														
Basingstoke (BSK)	a				0815						0834	0834				0846			
Reading (RDG)	7 a															0907			
Fleet (FLE)	a																		
Farnborough (Main) (FNB)	a				0830														
Woking (WOK)	a	0821		0821	0839														0920
Clapham Junction (CLJ)	10 a										0911	0911							
London Waterloo (WAT)	15 a	0849		0849	0909						0920	0920							0949

NOTES (see introductory pages for explanation of train operator codes and standard symbols)

- a Arrival time
- d Departure time
- c Arrives 4 minutes earlier
- E Runs from 15 October
- F Runs until 8 October
- G To Manchester Piccadilly, see table 050
- K From Salisbury, see table 156
- L To Bristol Temple Meads, see table 133



## Weymouth, Bournemouth, Yarmouth (IOW), Lymington, Southampton, Portsmouth and Fareham to Winchester and London

## Saturdays

Operator	SW	SW	SW	SW	SW	SW	SW	SW	SW	SW	SW	SW	SW	SW	SW	SW	SW	SW	
Train ID	1W94	1T26	2R26	2B28	1J10	1W50	2B28	1J12	1W06	1T30	2R30	2B32	1J14	1W52	2B32				
Days of operation/Notes	F		K		M			N											
1st Class/Reservations/Bus/Ferry	□	□	□	□	☞	□	□	☞	□	□	□	□	□	□	□	□	□	□	
Weymouth (WEY)	d	0655							0720					0803				0820	
Upwey (UPW)	d	0659							0724									0824	
Dorchester West (DCW)	a																		
Dorchester South (DCH)	d	0707							0733			0813						0833	
Moreton (Dorset) (MTN)	d	0714							0739									0839	
Wool (WOO)	d	0720							0745									0845	
Wareham (WRM)	d	0727							0753			0828						0853	
Holton Heath (HOL)	d	0731							0756									0856	
Hamworthy (HAM)	d	0736							0801			0835						0901	
Poole (POO)	4 a	0740							0806			0839						0906	
Poole (POO)	4 d	0741			0750				0807			0840			0850			0907	
Parkstone (Dorset) (PKS)	d	0745			0754							0844			0854				
Branksome (BSM)	d	0749			0757							0848			0857				
Bournemouth (BMH)	a	0754			0802				0817			0854			0903			0917	
Bournemouth (BMH)	d	0759			0805				0822			0859			0905			0922	
Pokesdown (POK)	d				0809				0826						0909			0926	
Christchurch (CHR)	d				0813				0830						0913			0930	
Hinton Admiral (HNA)	d				0818										0918				
New Milton (NWM)	d				0822				0837						0922			0937	
Sway (SWY)	d				0827										0927				
Yarmouth (I.O.W.) (YMH)	☞ d				0715				0800										
Lymington Pier (LYP)	☞ a				0755				0840										
Lymington Pier (LYP)	d					0827					0857						0927		
Lymington Town (LYT)	d					0829					0859						0929		
Brockenhurst (BCU)	3 a	0813			0832		0837		0843			0907	0913		0932	0937	0943		
Brockenhurst (BCU)	3 d	0814			0833				0844				0914		0933		0944		
Beaulieu Road (BEU)	d														0938				
Ashurst New Forest (ANF)	d				0840										0942				
Totton (TTN)	d				0845										0947				
Redbridge (RDB)	d			0821											0927				
Millbrook (Hants) (MBK)	d			0824											0931				
Southampton Central (SOU)	a	0828		0828	0852				0858			0928		0934	0953			0958	
Southampton Central (SOU)	d	0830		0835	0855				0900			0930		0935	0955			1000	
St Denys (SDN)	d			0840										0940					
Swaythling (SWG)	d			0843										0943					
Southampton Airport Parkwy (SOA)	← d	0838		0846	0903				0908			0938		0946	1003			1008	
Portsmouth Harbour (PMH)	☞ d		0759											0859					
Portsmouth & Southsea (PMS)	d		0804											0904					
Fratton (FTN)	d		0808											0908					
Hilsea (HLS)	d		0812											0912					
Cosham (CSA)	d		0817											0917					
Portchester (PTC)	d		0822											0922					
Fareham (FRM)	d		0828											0928					
Botley (BOE)	d		0835											0935					
Hedge End (HDE)	d		0840											0940					
Eastleigh (ESL)	3 a		0846	0849	0906				←					0946	0949	1006		←	
Eastleigh (ESL)	3 d		0846	0850	0914				0914					0947	0950	1014		1014	
Chandlers Ford (CFR)	d			0855	↔									0955	↔				
Romsey (ROM)	a			0903										1003					
Shawford (SHW)	d																		
Winchester (WIN)	d	0848	0856						0918	0924a		0948	0956					1018	
Micheldever (MIC)	d		0905										1005					1024a	
Basingstoke (BSK)	a		0915						0935				1015					1034	
Reading (RDG)	7 a																		
Fleet (FLE)	a																		
Farnborough (Main) (FNB)	a		0930										1030						
Woking (WOK)	a	0920	0939										1020	1039					
Clapham Junction (CLJ)	10 a								1011									1111	
London Waterloo (WAT)	↔ 15 a	0949	1009						1020				1049	1109				1120	

NOTES (see introductory pages for explanation of train operator codes and standard symbols)

- a Arrival time
- d Departure time
- F Runs until 8 October
- K From Salisbury, see table 156
- M Runs 28 May only
- N Runs until 29 October

Weymouth, Bournemouth, Yarmouth (IOW), Lymington, Southampton, Portsmouth and Fareham to Winchester and London

Saturdays

Operator	Train ID	GW 2V60 Q	XC 1M38 G P N	SW P N	SW 1J16	SW 1W08	SW 1T34	SW 2R34 K	SW 2B36	SW 1J18	SW 1W54	SW 2B36	SW N	SW 1J20	SW 1W12	SW 1T38	SW 2R38 K
Days of operation/Notes 1st Class/Reservations/Bus/Ferry Catering facilities																	
Weymouth (WEY)	d	0846				0903					0920				1003		
Upwey (UPW)	d	0851									0924						
Dorchester West (DCW)	a	0859															
Dorchester South (DCH)	d					0913					0933				1013		
Moreton (Dorset) (MTN)	d										0939						
Wool (WOO)	d										0945						
Wareham (WRM)	d					0928					0953				1028		
Holton Heath (HOL)	d										0956						
Hamworthy (HAM)	d					0935					1001				1035		
Poole (POO)	4 a					0939					1006				1039		
Poole (POO)	4 d					0940			0950		1007				1040		
Parkstone (Dorset) (PKS)	d					0944			0954						1044		
Branksome (BSM)	d					0948			0957						1048		
Bournemouth (BMH)	a					0954			1002		1017				1054		
Bournemouth (BMH)	d		0945			0959			1005		1022				1059		
Pokesdown (POK)	d								1009		1026						
Christchurch (CHR)	d								1013		1030						
Hinton Admiral (HNA)	d								1018								
New Milton (NWM)	d								1022		1037						
Sway (SWY)	d								1027								
Yarmouth (I.O.W.) (YMH)	d			0845	0905									1005			
Lymington Pier (LYP)	a			0925	0945									1045			
Lymington Pier (LYP)	d					0957				1027				1057			
Lymington Town (LYT)	d					0959				1029				1059			
Brockenhurst (BCU)	3 a		0959			1007	1013			1032	1037	1043		1107	1113		
Brockenhurst (BCU)	3 d		1000				1014			1033		1044			1114		
Beaulieu Road (BEU)	d																
Ashurst New Forest (ANF)	d								1040								
Totton (TTN)	d								1045								
Redbridge (RDB)	d								1027								1127
Millbrook (Hants) (MBK)	d								1031								1131
Southampton Central (SOU)	a		1013			1028			1034	1053		1058			1128		1134
Southampton Central (SOU)	d		1015			1030			1035	1055		1100			1130		1135
St Denys (SDN)	d								1040								1140
Swaythling (SWG)	d								1043								1143
Southampton Airport Parkwy (SOA)	← d		1023			1038			1046	1103		1108			1138		1146
Portsmouth Harbour (PMH)	d						0959										1059
Portsmouth & Southsea (PMS)	d						1004										1104
Fratton (FTN)	d						1008										1108
Hilsea (HLS)	d						1012										1112
Cosham (CSA)	d						1017										1117
Portchester (PTC)	d						1022										1122
Fareham (FRM)	d						1028										1128
Botley (BOE)	d						1035										1135
Hedge End (HDE)	d						1040										1140
Eastleigh (ESL)	3 a						1046	1049	1106				←				1146 1149
Eastleigh (ESL)	3 d						1047	1050	1114				1114				1147 1150
Chandlers Ford (CFR)	d							1055	→								1155
Romsey (ROM)	a							1103									1203
Shawford (SHW)	d											1119					
Winchester (WIN)	d		1031			1048	1056				1118	1124a			1148	1156	
Micheldever (MIC)	d						1105										1205
Basingstoke (BSK)	a		1046				1115				1134						1215
Reading (RDG)	7 a		1105														
Fleet (FLE)	a																
Farnborough (Main) (FNB)	a							1130									1229
Woking (WOK)	a					1120	1140								1220	1239	
Clapham Junction (CLJ)	10 a										1211						
London Waterloo (WAT)	↻ 15 a					1149	1213				1224				1253	1313	

NOTES (see introductory pages for explanation of train operator codes and standard symbols)

- a Arrival time
- d Departure time
- G To Manchester Piccadilly, see table 050
- K From Salisbury, see table 156
- N Runs until 29 October
- P Runs from 5 November
- Q To Gloucester, see table 133

Weymouth, Bournemouth, Yarmouth (IOW), Lymington, Southampton, Portsmouth and Fareham to Winchester and London

Saturdays

Operator	SW 2B40	SW 1J22	SW 1W56	SW 2B40	XC 1M46 G	SW P	SW N	SW 1J24	SW 1W16	GW 2V64 Q	SW 1T42	SW 2R42 K	SW 2B44	SW 1J26	SW 1W58	SW 2B44	SW N
Train ID	1	1	1	1	1	1	1	1	1	1	1	1	1	1	1	1	1
Days of operation/Notes																	
1st Class/Reservations/Bus/Ferry																	
Catering facilities																	
Weymouth (WEY)	d		1020						1103	1110					1120		
Upwey (UPW)	d		1024							1115					1124		
Dorchester West (DCW)	a									1124							
Dorchester South (DCH)	d		1033						1113						1133		
Moreton (Dorset) (MTN)	d		1039												1139		
Wool (WOO)	d		1045												1145		
Wareham (WRM)	d		1053						1128						1153		
Holton Heath (HOL)	d		1056												1156		
Hamworthy (HAM)	d		1101						1135						1201		
Poole (POO)	4 a		1106						1139						1206		
Poole (POO)	4 d	1050	1107						1140				1150	1207			
Parkstone (Dorset) (PKS)	d	1054							1144				1154				
Branksome (BSM)	d	1057							1148				1157				
Bournemouth (BMH)	a	1102	1117						1154				1202	1217			
Bournemouth (BMH)	d	1105	1122		1145				1159				1205	1222			
Pokesdown (POK)	d	1109	1126										1209	1226			
Christchurch (CHR)	d	1113	1130										1213	1230			
Hinton Admiral (HNA)	d	1118											1218				
New Milton (NWM)	d	1122	1137										1222	1237			
Sway (SWY)	d	1127											1227				
Yarmouth (I.O.W.) (YMH)	d					1100	1105										1205
Lymington Pier (LYP)	a					1140	1145										1245
Lymington Pier (LYP)	d		1127					1157						1227			
Lymington Town (LYT)	d		1129					1159						1229			
Brockenhurst (BCU)	3 a	1132	1137	1143				1207	1213				1232	1237	1243		
Brockenhurst (BCU)	3 d	1133		1144					1214				1233		1244		
Beaulieu Road (BEU)	d	1138															
Ashurst New Forest (ANF)	d	1142											1240				
Totton (TTN)	d	1148											1245				
Redbridge (RDB)	d												1227				
Millbrook (Hants) (MBK)	d												1231				
Southampton Central (SOU)	a	1154	1158		1213				1228				1234	1251	1258		
Southampton Central (SOU)	d	1156	1200		1215				1230				1235	1255	1300		
St Denys (SDN)	d												1240				
Swaythling (SWG)	d												1243				
Southampton Airport Parkway (SOA)	← d	1204	1208		1223				1238				1246	1303	1308		
Portsmouth Harbour (PMH)	d									1159							
Portsmouth & Southsea (PMS)	d									1204							
Fratton (FTN)	d									1208							
Hilsea (HLS)	d									1212							
Cosham (CSA)	d									1217							
Portchester (PTC)	d									1222							
Fareham (FRM)	d									1228							
Botley (BOE)	d									1235							
Hedge End (HDE)	d									1240							
Eastleigh (ESL)	3 a	1207		←						1246	1249	1306				←	
Eastleigh (ESL)	3 d	1214		1214						1247	1250	1314				1314	
Chandlers Ford (CFR)	d	←									1255	←					
Romsey (ROM)	a										1303						
Shawford (SHW)	d			1219													1319
Winchester (WIN)	d		1218	1224a	1231				1248		1256			1318	1324a		
Micheldever (MIC)	d										1305						
Basingstoke (BSK)	a		1234		1246						1315			1334			
Reading (RDG)	7 a				1305												
Fleet (FLE)	a																
Farnborough (Main) (FNB)	a										1330						
Woking (WOK)	a								1320		1339						
Clapham Junction (CLJ)	10 a		1311											1411			
London Waterloo (WAT)	15 a		1320						1349		1416			1420			

NOTES (see introductory pages for explanation of train operator codes and standard symbols)

- a Arrival time
- d Departure time
- G To Manchester Piccadilly, see table 050
- K From Salisbury, see table 156
- N Runs until 29 October
- P Runs from 5 November
- Q To Gloucester, see table 133

## Weymouth, Bournemouth, Yarmouth (IOW), Lymington, Southampton, Portsmouth and Fareham to Winchester and London

## Saturdays

Operator Train ID Days of operation/Notes 1st Class/Reservations/Bus/Ferry Catering facilities	SW	SW	GW	SW	SW	SW	SW	SW	SW	SW	XC	SW	SW	SW	SN	SW	GW	SW
	1J28	1W18	2V65	1T46	2R46	2B48	1J30	1W60	2B48	1M54	G	P	N	1J32	1Y65	1W20	2V68	1T50
	Ⓜ	Ⓜ	S	Ⓜ	Ⓜ	Ⓜ	Ⓜ	Ⓜ	Ⓜ	Ⓜ	Ⓜ	Ⓜ	Ⓜ	Ⓜ	Ⓜ	Ⓜ	Ⓜ	Ⓜ
Weymouth (WEY)	d	1203	1210						1220							1303	1310	
Upwey (UPW)	d		1215						1224								1315	
Dorchester West (DCW)	a		1223														1323	
Dorchester South (DCH)	d	1213							1233							1313		
Moreton (Dorset) (MTN)	d								1239									
Wool (WOO)	d								1245									
Wareham (WRM)	d	1228							1253							1328		
Holton Heath (HOL)	d								1256									
Hamworthy (HAM)	d	1235							1301							1335		
Poole (POO)	4 a	1239							1306							1339		
Poole (POO)	4 d	1240				1250			1307							1340		
Parkstone (Dorset) (PKS)	d	1244				1254										1344		
Branksome (BSM)	d	1248				1257										1348		
Bournemouth (BMH)	a	1254				1302		1317								1354		
Bournemouth (BMH)	d	1259				1305		1322		1345						1358		
Pokesdown (POK)	d					1309		1326										
Christchurch (CHR)	d					1313		1330										
Hinton Admiral (HNA)	d					1318												
New Milton (NWM)	d					1322		1337										
Sway (SWY)	d					1327												
Yarmouth (I.O.W.) (YMH)	d											1300	1305					
Lymington Pier (LYP)	a											1340	1345					
Lymington Pier (LYP)	d	1257						1327						1357				
Lymington Town (LYT)	d	1259						1329						1359				
Brockenhurst (BCU)	3 a	1307	1313			1332		1337	1343					1407		1413		
Brockenhurst (BCU)	3 d		1314			1333			1344							1414		
Beaulieu Road (BEU)	d					1338												
Ashurst New Forest (ANF)	d					1342												
Totton (TTN)	d					1347												
Redbridge (RDB)	d					1327												
Millbrook (Hants) (MBK)	d					1331												
Southampton Central (SOU)	a	1328				1334	1353		1358		1413					1428		
Southampton Central (SOU)	d	1330				1335	1355		1400		1415				1426	1429		
St Denys (SDN)	d					1340												
Swaythling (SWG)	d					1343												
Southampton Airport Parkwy (SOA)	← d	1338				1346	1403		1408		1423				1434	1438		
Portsmouth Harbour (PMH)	d					1259												1359
Portsmouth & Southsea (PMS)	d					1304												1404
Fratton (FTN)	d					1308												1408
Hilsea (HLS)	d					1312												1412
Cosham (CSA)	d					1317												1417
Portchester (PTC)	d					1322												1422
Fareham (FRM)	d					1328												1428
Botley (BOE)	d					1335												1435
Hedge End (HDE)	d					1340												1440
Eastleigh (ESL)	3 a					1346	1349	1406		←					1437			1446
Eastleigh (ESL)	3 d					1347	1350	1414			1414							1448
Chandlers Ford (CFR)	d					1355		←										
Romsey (ROM)	a					1403												
Shawford (SHW)	d									1419								
Winchester (WIN)	d	1348				1356			1418	1424a	1431				1448			1456
Micheldever (MIC)	d					1405												1506
Basingstoke (BSK)	a					1415			1434		1446							1517
Reading (RDG)	7 a										1505							
Fleet (FLE)	a																	
Farnborough (Main) (FNB)	a					1430												1531
Woking (WOK)	a	1420				1439									1520			1540
Clapham Junction (CLJ)	10 a								1511									
London Waterloo (WAT)	Ⓜ 15 a	1449				1511			1520						1549			1611

NOTES (see introductory pages for explanation of train operator codes and standard symbols)

- a Arrival time
- d Departure time
- G To Manchester Piccadilly, see table 050
- K From Salisbury, see table 156
- N Runs until 29 October
- P Runs from 5 November
- Q To Gloucester, see table 133
- S Runs until 10 September. To Westbury, see table 133
- T To Brighton, see table 178

## Weymouth, Bournemouth, Yarmouth (IOW), Lymington, Southampton, Portsmouth and Fareham to Winchester and London

## Saturdays

Operator	SW	SW	SW	SW	SW	SW	SW	SW	SW	SW	SW	SW	SW	SW	SW	GW	XC	SW
Train ID	2R50	2B52	1J34	1W62	2B52	N	1J36	1W22	1T54	2R54	2B56	1J38	1W64	2B56	2V72	1M62	P	
Days of operation/Notes	K	K	K	K	K	N	K	K	K	K	K	K	K	K	R	G	P	
1st Class/Reservations/Bus/Ferry	K	K	K	K	K	N	K	K	K	K	K	K	K	K	R	G	P	
Catering facilities																		
Weymouth (WEY)	d			1320				1403					1420		1455			
Upwey (UPW)	d			1324									1424		1500			
Dorchester West (DCW)	a														1508			
Dorchester South (DCH)	d			1333				1413					1433					
Moreton (Dorset) (MTN)	d			1339									1439					
Wool (WOO)	d			1345									1445					
Wareham (WRM)	d			1353				1428					1453					
Holton Heath (HOL)	d			1356									1456					
Hamworthy (HAM)	d			1401				1435					1501					
Poole (POO)	4 a			1406				1439					1506					
Poole (POO)	4 d	1350		1407				1440			1450		1507					
Parkstone (Dorset) (PKS)	d	1354						1444			1454							
Branksome (BSM)	d	1357						1448			1457							
Bournemouth (BMH)	a	1402		1417				1454			1502		1517					
Bournemouth (BMH)	d	1405		1422				1459			1505		1522			1545		
Pokesdown (POK)	d	1409		1426							1509		1526					
Christchurch (CHR)	d	1413		1430							1513		1530					
Hinton Admiral (HNA)	d	1418									1518							
New Milton (NWM)	d	1422		1437							1522		1537					
Sway (SWY)	d	1427									1527							
Yarmouth (I.O.W.) (YMH)	d						1405										1500	
Lymington Pier (LYP)	a						1445										1540	
Lymington Pier (LYP)	d		1427					1457				1527						
Lymington Town (LYT)	d		1429					1459				1529						
Brockenhurst (BCU)	3 a	1432	1437	1443				1507	1513		1532	1537	1543					
Brockenhurst (BCU)	3 d	1433		1444					1514			1533	1544					
Beaulieu Road (BEU)	d										1538							
Ashurst New Forest (ANF)	d	1440									1542							
Totton (TTN)	d	1445									1547							
Redbridge (RDB)	d	1421									1527							
Millbrook (Hants) (MBK)	d	1425									1531							
Southampton Central (SOU)	a	1428	1451	1458				1528		1534	1553		1558			1613		
Southampton Central (SOU)	d	1435	1455	1500				1530		1535	1555		1600			1615		
St Denys (SDN)	d	1440								1540								
Swaythling (SWG)	d	1443								1543								
Southampton Airport Parkway (SOA)	← d	1446	1503	1508				1538		1546	1603		1608			1623		
Portsmouth Harbour (PMH)	d							1459										
Portsmouth & Southsea (PMS)	d							1504										
Fratton (FTN)	d							1508										
Hilsea (HLS)	d							1512										
Cosham (CSA)	d							1517										
Portchester (PTC)	d							1522										
Fareham (FRM)	d							1528										
Botley (BOE)	d							1535										
Hedge End (HDE)	d							1540										
Eastleigh (ESL)	3 a	1449	1506		←			1546	1549	1607			←					
Eastleigh (ESL)	3 d	1450	1513		1513			1547	1550	1613			1613					
Chandlers Ford (CFR)	d	1455	→						1555	→								
Romsey (ROM)	a	1503							1603									
Shawford (SHW)	d				1518								1619					
Winchester (WIN)	d			1518	1523a			1548	1556				1618	1624a		1631		
Micheldever (MIC)	d								1605									
Basingstoke (BSK)	a			1534					1615				1634			1646		
Reading (RDG)	7 a															1705		
Fleet (FLE)	a																	
Farnborough (Main) (FNB)	a								1630									
Woking (WOK)	a							1620	1639									
Clapham Junction (CLJ)	10 a			1611									1711					
London Waterloo (WAT)	15 a			1620				1649	1708				1720					

NOTES (see introductory pages for explanation of train operator codes and standard symbols)

- a Arrival time
- d Departure time
- G To Manchester Piccadilly, see table 050
- K From Salisbury, see table 156
- N Runs until 29 October
- P Runs from 5 November
- R Runs from 17 September. To Gloucester, see table 133

Weymouth, Bournemouth, Yarmouth (IOW), Lymington, Southampton, Portsmouth and Fareham to Winchester and London

Saturdays

Operator	SW	SW	SW	SW	SW	SW	SW	SW	SW	SW	SW	SW	SW	GW	SW	SW	SW	SW	
Train ID	1J40	1W24	1T58	2R58	2B60	1J42	1W66	2B60	1J44	1W26	2V75	1T62	2R62	2B62	2B64				
Days of operation/Notes	N			K							N			U					
1st Class/Reservations/Bus/Ferry																			
Weymouth (WEY)	d		1503				1520					1603	1610						
Upwey (UPW)	d						1524						1615						
Dorchester West (DCW)	a												1623						
Dorchester South (DCH)	d		1513				1533					1613							
Moreton (Dorset) (MTN)	d						1539												
Wool (WOO)	d						1545												
Wareham (WRM)	d		1528				1553					1628							
Holton Heath (HOL)	d						1556												
Hamworthy (HAM)	d		1535				1601					1635							
Poole (POO)	4 a		1539				1606					1639							
Poole (POO)	4 d		1540			1550	1607					1640						1650	
Parkstone (Dorset) (PKS)	d		1544			1554						1644						1654	
Branksome (BSM)	d		1548			1557						1648						1657	
Bournemouth (BMH)	a		1554			1602	1617					1654						1702	
Bournemouth (BMH)	d		1559			1605	1622					1659						1705	
Pokesdown (POK)	d					1609	1626											1709	
Christchurch (CHR)	d					1613	1630											1713	
Hinton Admiral (HNA)	d					1618												1718	
New Milton (NWM)	d					1622	1637											1722	
Sway (SWY)	d					1627												1727	
Yarmouth (I.O.W.) (YMH)	d	1505									1605								
Lymington Pier (LYP)	a	1545									1645								
Lymington Pier (LYP)	d		1557				1627					1657							
Lymington Town (LYT)	d		1559				1629					1659							
Brockenhurst (BCU)	3 a		1607	1613			1632	1637	1643			1707	1713					1732	
Brockenhurst (BCU)	3 d			1614			1633		1644				1714					1733	
Beaulieu Road (BEU)	d																	1738	
Ashurst New Forest (ANF)	d						1640											1742	
Totton (TTN)	d						1645											1747	
Redbridge (RDB)	d					1627											1727		
Millbrook (Hants) (MBK)	d					1631											1731		
Southampton Central (SOU)	a		1628			1634	1651		1658			1728				1733		1753	
Southampton Central (SOU)	d		1630			1635	1655		1700			1730				1735	1741	1755	
St Denys (SDN)	d					1640										1740	1746		
Swaythling (SWG)	d					1643										1743	1749		
Southampton Airport Parkwy (SOA)	d		1638			1646	1703		1708			1738				1746	1752	1803	
Portsmouth Harbour (PMH)	d			1559												1659			
Portsmouth & Southsea (PMS)	d			1604												1704			
Fratton (FTN)	d			1608												1708			
Hilsea (HLS)	d			1612												1712			
Cosham (CSA)	d			1617												1717			
Portchester (PTC)	d			1622												1722			
Fareham (FRM)	d			1628												1728			
Botley (BOE)	d			1635												1735			
Hedge End (HDE)	d			1640												1740			
Eastleigh (ESL)	3 a			1646	1649	1706										1746	1749	1756	1806
Eastleigh (ESL)	3 d			1647	1650	1714			1714							1747	1750	1759	1814
Chandlers Ford (CFR)	d				1655												1755		
Romsey (ROM)	a				1703											1803			
Shawford (SHW)	d									1719								1804	
Winchester (WIN)	d		1648	1656			1718	1724a				1748				1756		1810	
Micheldever (MIC)	d			1705												1805		1819	
Basingstoke (BSK)	a			1715				1734								1815		1829	
Reading (RDG)	7 a																		
Fleet (FLE)	a																		
Farnborough (Main) (FNB)	a			1730												1830			
Woking (WOK)	a		1720	1739								1820				1839			
Clapham Junction (CLJ)	10 a							1811											
London Waterloo (WAT)	15 a		1749	1809				1820				1849				1909			

NOTES (see introductory pages for explanation of train operator codes and standard symbols)

- a Arrival time
- d Departure time
- K From Salisbury, see table 156
- N Runs until 29 October
- U Runs until 10 September. To Great Malvern, see table 133

## Weymouth, Bournemouth, Yarmouth (IOW), Lymington, Southampton, Portsmouth and Fareham to Winchester and London

## Saturdays

Operator Train ID Days of operation/Notes 1st Class/Reservations/Bus/Ferry Catering facilities	SW 1J46	SW 1W68	SW 2B64	XC 1M70 G	SW P	SW N	SW 1J48	SW 1W28	SW 1T66	SW 2R66 K	SW 2B68	SW 1J50	SW 1W70	SW 2B68	GW 2V96 L	SW N	SW 1J52
	□	□	□	□◇ ⚓	⚓	⚓	□	□	□	□	□	□	□	□	□	⚓	□
Weymouth (WEY)	d	1620						1703					1720		1728		
Upwey (UPW)	d	1624											1724		1733		
Dorchester West (DCW)	a														1741		
Dorchester South (DCH)	d	1633						1713					1733				
Moreton (Dorset) (MTN)	d	1639											1739				
Wool (WOO)	d	1645											1745				
Wareham (WRM)	d	1653						1728					1753				
Holton Heath (HOL)	d	1656											1756				
Hamworthy (HAM)	d	1701						1735					1801				
Poole (POO)	4 a	1706						1739					1806				
Poole (POO)	4 d	1707						1740			1750		1807				
Parkstone (Dorset) (PKS)	d							1744			1754						
Branksome (BSM)	d							1748			1757						
Bournemouth (BMH)	a	1717						1754			1802		1817				
Bournemouth (BMH)	d	1722		1745				1759			1805		1822				
Pokesdown (POK)	d	1726									1809		1826				
Christchurch (CHR)	d	1730									1813		1830				
Hinton Admiral (HNA)	d										1818						
New Milton (NWM)	d	1737									1822		1837				
Sway (SWY)	d										1827						
Yarmouth (I.O.W.) (YMH)	⚓ d				1700	1705										1805	
Lymington Pier (LYP)	⚓ a				1740	1745										1845	
Lymington Pier (LYP)	d	1727					1757					1827					1857
Lymington Town (LYT)	d	1729					1759					1829					1859
Brockenhurst (BCU)	3 a	1737	1743				1807	1813			1832	1837	1843				1907
Brockenhurst (BCU)	3 d		1744					1814			1833		1844				
Beaulieu Road (BEU)	d																
Ashurst New Forest (ANF)	d										1840						
Totton (TTN)	d										1845						
Redbridge (RDB)	d										1827						
Millbrook (Hants) (MBK)	d										1831						
Southampton Central (SOU)	a	1758		1813				1828			1834	1852		1859			
Southampton Central (SOU)	d	1800		1815				1830			1835	1855		1900			
St Denys (SDN)	d										1840						
Swaythling (SWG)	d										1843						
Southampton Airport Parkway (SOA)	← d	1808		1823				1838			1846	1903		1908			
Portsmouth Harbour (PMH)	⚓ d							1759									
Portsmouth & Southsea (PMS)	d							1804									
Fratton (FTN)	d							1808									
Hilsea (HLS)	d							1812									
Cosham (CSA)	d							1817									
Portchester (PTC)	d							1822									
Fareham (FRM)	d							1828									
Botley (BOE)	d							1835									
Hedge End (HDE)	d							1840									
Eastleigh (ESL)	3 a		←					1846	1849	1906			←				
Eastleigh (ESL)	3 d		1814					1847	1850	1914			1914				
Chandlers Ford (CFR)	d								1855	→							
Romsey (ROM)	a								1905								
Shawford (SHW)	d		1819												1919		
Winchester (WIN)	d	1818	1824a	1831				1848	1856				1918	1924a			
Micheldever (MIC)	d								1905								
Basingstoke (BSK)	a	1834		1846					1915				1934				
Reading (RDG)	7 a			1906													
Fleet (FLE)	a																
Farnborough (Main) (FNB)	a								1930								
Woking (WOK)	a							1920	1939								
Clapham Junction (CLJ)	10 a	1911											2011				
London Waterloo (WAT)	⊕ 15 a	1920						1949	2011				2020				

NOTES (see introductory pages for explanation of train operator codes and standard symbols)

- a Arrival time
- d Departure time
- G To Manchester Piccadilly, see table 050
- K From Salisbury, see table 156
- L To Bristol Temple Meads, see table 133
- N Runs until 29 October
- P Runs from 5 November

Weymouth, Bournemouth, Yarmouth (IOW), Lymington, Southampton, Portsmouth and Fareham to Winchester and London

Saturdays

Operator	SW	SW	SW	SW	SW	SW	SW	GW	XC	SW	SW	SW	SW	SW	SW	SW	SW
Train ID	1W30	1T70	2R70	2B72	1J54	1W72	2B72	2V97	1M78	SW	SW	1J56	1W32	2T62	2R74	2B76	1J58
Days of operation/Notes	1	1	K	1	1	1	1	V	W	P	N	1	1	X	K	1	1
1st Class/Reservations/Bus/Ferry	1	1	1	1	1	1	1	1	1	1	1	1	1	1	1	1	1
Weymouth (WEY)	d	1803						1828									
Upwey (UPW)	d							1833									
Dorchester West (DCW)	a							1841									
Dorchester South (DCH)	d	1813												1913			
Moreton (Dorset) (MTN)	d																
Wool (WOO)	d																
Wareham (WRM)	d	1828												1928			
Holton Heath (HOL)	d																
Hamworthy (HAM)	d	1835												1935			
Poole (POO)	4 a	1839												1939			
Poole (POO)	4 d	1840			1850									1940			1950
Parkstone (Dorset) (PKS)	d	1844			1854									1944			1954
Branksome (BSM)	d	1848			1857									1948			1957
Bournemouth (BMH)	a	1854			1902		1917							1954			2002
Bournemouth (BMH)	d	1859			1905		1922			1945				1959			2005
Pokesdown (POK)	d				1909		1926										2009
Christchurch (CHR)	d				1913		1930										2013
Hinton Admiral (HNA)	d				1918												2018
New Milton (NWM)	d				1922		1937										2022
Sway (SWY)	d				1927												2027
Yarmouth (I.O.W.) (YMH)	1 a									1900	1905						
Lymington Pier (LYP)	1 a									1940	1945						
Lymington Pier (LYP)	d				1927								1957				2027
Lymington Town (LYT)	d				1929								1959				2029
Brockenhurst (BCU)	3 a	1913			1932	1937	1943			1959			2007	2013			2032
Brockenhurst (BCU)	3 d	1914			1933		1944			2000				2014			2033
Beaulieu Road (BEU)	d																2038
Ashurst New Forest (ANF)	d				1940												2042
Totton (TTN)	d				1945												2047
Redbridge (RDB)	d				1927												2027
Millbrook (Hants) (MBK)	d				1931												2031
Southampton Central (SOU)	a	1928			1934	1951	1958			2013				2028			2053
Southampton Central (SOU)	d	1930			1935	1955	2000			2015				2030			2055
St Denys (SDN)	d				1940												2040
Swaythling (SWG)	d				1943												2043
Southampton Airport Parkwy (SOA)	1 a	1938			1946	2003	2008			2023				2038			2046
Portsmouth Harbour (PMH)	1 d		1859														1959
Portsmouth & Southsea (PMS)	d		1904														2004
Fratton (FTN)	d		1908														2008
Hilsea (HLS)	d		1912														2012
Cosham (CSA)	d		1917														2017
Portchester (PTC)	d		1922														2022
Fareham (FRM)	d		1928														2028
Botley (BOE)	d		1935														2035
Hedge End (HDE)	d		1940														2040
Eastleigh (ESL)	3 a		1946	1949	2006												2046
Eastleigh (ESL)	3 d		1947	1950	2014			2014									2047
Chandlers Ford (CFR)	d			1955													2055
Romsey (ROM)	a			2003													2103
Shawford (SHW)	d																
Winchester (WIN)	d	1948	1956				2018	2024a						2048	2056		
Micheldever (MIC)	d		2005												2105		
Basingstoke (BSK)	a		2015				2034			2046					2118		
Reading (RDG)	7 a									2105							
Fleet (FLE)	a																2140
Farnborough (Main) (FNB)	a		2030														2145
Woking (WOK)	a	2020	2039											2120	2158		
Clapham Junction (CLJ)	10 a						2111										
London Waterloo (WAT)	15 a	2051	2109				2120							2149	2239		

NOTES (see introductory pages for explanation of train operator codes and standard symbols)

- a Arrival time
- d Departure time
- K From Salisbury, see table 156
- N Runs until 29 October
- P Runs from 5 November
- V Runs until 10 September. To Bristol Temple Meads, see table 133
- W To Birmingham New Street, see table 050
- X Also calls at Hook 2131, Winchfield 2135, Brookwood 2153, Weybridge 2205, Walton-On-Thames 2209 and Surbiton 2216



## Weymouth, Bournemouth, Yarmouth (IOW), Lymington, Southampton, Portsmouth and Fareham to Winchester and London

## Saturdays

Operator Train ID Days of operation/Notes 1st Class/Reservations/Bus/Ferry	SW	SW	GW	SW	SW	SW	SW	SW	SW	GW	SW	SW	GW	SW	SW	SW	SW	SW
	1W74	2B76	2V43	N	1J60	1B78	2T64	2R78	2M95	1J62	1W78	2V98	2T66	1W82	2R82	M	AB	
	□	□	Y	⚓	□	□	Z	K	AA	□	□	L	□	□	□	□	□	□
Weymouth (WEY)	d	1920	1940								2010	2020		2058				
Upwey (UPW)	d	1924									2014	2025		2102				
Dorchester West (DCW)	a		1950									2033						
Dorchester South (DCH)	d	1933									2022			2110				
Moreton (Dorset) (MTN)	d	1939									2028			2116				
Wool (WOO)	d	1945									2034			2122				
Wareham (WRM)	d	1953									2042			2130				
Holton Heath (HOL)	d	1956																
Hamworthy (HAM)	d	2001												2136				
Poole (POO)	4 a	2006									2048			2141				
Poole (POO)	4 d	2007									2053			2142				
Parkstone (Dorset) (PKS)	d										2054			2146				
Branksome (BSM)	d										2058			2149				
Bournemouth (BMH)	a	2017									2101			2155				
Bournemouth (BMH)	d	2022				2059					2107			2159				
Pokesdown (POK)	d	2026									2112							
Christchurch (CHR)	d	2030									2116							
Hinton Admiral (HNA)	d										2120							
New Milton (NWM)	d	2037									2125							
Sway (SWY)	d										2129							
Yarmouth (I.O.W.) (YMH)	⚓ d			2005												2050	2100	
Lymington Pier (LYP)	⚓ a			2045												2130	2140	
Lymington Pier (LYP)	d				2057						2127							
Lymington Town (LYT)	d				2059						2129							
Brockenhurst (BCU)	3 a	2043			2107	2113					2137	2138		2213				
Brockenhurst (BCU)	3 d	2044				2114						2139		2214				
Beaulieu Road (BEU)	d																	
Ashurst New Forest (ANF)	d											2147						
Totton (TTN)	d											2152						
Redbridge (RDB)	d										2127						2227	
Millbrook (Hants) (MBK)	d										2131						2231	
Southampton Central (SOU)	a	2058				2128					2134		2157	2228	2234			
Southampton Central (SOU)	d	2100				2130					2135		2200	2230	2235			
St Denys (SDN)	d										2140				2240			
Swaythling (SWG)	d										2143				2243			
Southampton Airport Parkwy (SOA)	← d	2108				2138					2146		2208	2238	2246			
Portsmouth Harbour (PMH)	⚓ d						2059			2123				2154				
Portsmouth & Southsea (PMS)	d						2104			2127				2159				
Fratton (FTN)	d						2108			2131				2203				
Hilsea (HLS)	d						2112							2207				
Cosham (CSA)	d						2117							2212				
Portchester (PTC)	d						2122							2217				
Fareham (FRM)	d						2128		2145					2223				
Botley (BOE)	d						2135							2230				
Hedge End (HDE)	d						2140							2235				
Eastleigh (ESL)	3 a		←				2146	2149	2158		2211		2241	2242	2249			
Eastleigh (ESL)	3 d		2114				2147	2150			2212			2247	2250			
Chandlers Ford (CFR)	d							2155							2255			
Romsey (ROM)	a							2203							2303			
Shawford (SHW)	d		2119										2217					
Winchester (WIN)	d	2118	2124a			2148	2156						2223		2256			
Micheldever (MIC)	d						2205											
Basingstoke (BSK)	a	2134					2215						2239		2312			
Reading (RDG)	7 a																	
Fleet (FLE)	a						2240											
Farnborough (Main) (FNB)	a						2245											
Woking (WOK)	a	2154				2219	2258				2259			2332				
Clapham Junction (CLJ)	10 a	2214									2322			0002				
London Waterloo (WAT)	15 a	2223				2249	2334				2331			0011				

NOTES (see introductory pages for explanation of train operator codes and standard symbols)

- a Arrival time
- d Departure time
- K From Salisbury, see table 156
- L To Bristol Temple Meads, see table 133
- M Runs 28 May only
- N Runs until 29 October
- Y Runs until 10 September. To Swindon, see table 133
- Z Also calls at Hook 2231, Winchfield 2235, Brookwood 2253, Weybridge 2305, Walton-On-Thames 2309 and Surbiton 2316
- AA To Westbury, see table 133
- AB Runs 21 May, then from 4 June to 29 October

## Weymouth, Bournemouth, Yarmouth (IOW), Lymington, Southampton, Portsmouth and Fareham to Winchester and London

### Saturdays

Operator	SW	SW	SW	SW	SW	SW
Train ID	1J64	2B84	2T68	1J66	2W84	2W86
Days of operation/Notes	1	AC	1	1	1	1
1st Class/Reservations/Bus/Ferry	1	1	1	1	1	1
Weymouth (WEY)	d				2210	2310
Upwey (UPW)	d				2214	2314
Dorchester West (DCW)	a					
Dorchester South (DCH)	d				2222	2322
Moreton (Dorset) (MTN)	d				2228	2328
Wool (WOO)	d				2234	2334
Wareham (WRM)	d				2242	2342
Holton Heath (HOL)	d					
Hamworthy (HAM)	d				2248	2348
Poole (POO)	4 a				2253	2353
Poole (POO)	4 d				2254	2354
Parkstone (Dorset) (PKS)	d				2258	
Branksome (BSM)	d				2301	
Bournemouth (BMH)	a				2307	0003
Bournemouth (BMH)	d	2212			2312	
Pokesdown (POK)	d	2216			2316	
Christchurch (CHR)	d	2220			2320	
Hinton Admiral (HNA)	d	2225			2325	
New Milton (NWM)	d	2229			2329	
Sway (SWY)	d	2234			2334	
Yarmouth (I.O.W.) (YMH)	d					
Lymington Pier (LYP)	a					
Lymington Pier (LYP)	d	2203		2236		
Lymington Town (LYT)	d	2205		2238		
Brockenhurst (BCU)	3 a	2213	2238	2246	2338	
Brockenhurst (BCU)	3 d		2239		2339	
Beaulieu Road (BEU)	d					
Ashurst New Forest (ANF)	d	2247			2347	
Totton (TTN)	d	2252			2352	
Redbridge (RDB)	d					
Millbrook (Hants) (MBK)	d					
Southampton Central (SOU)	a	2257			2357	
Southampton Central (SOU)	d	2300			2359	
St Denys (SDN)	d				0004	
Swaythling (SWG)	d				0007	
Southampton Airport Parkwy (SOA)	d	2308			0010	
Portsmouth Harbour (PMH)	d		2324			
Portsmouth & Southsea (PMS)	d		2328			
Fratton (FTN)	d		2332			
Hilsea (HLS)	d		2336			
Cosham (CSA)	d		2342			
Portchester (PTC)	d		2347			
Fareham (FRM)	d		2353			
Botley (BOE)	d		2359			
Hedge End (HDE)	d		0005			
Eastleigh (ESL)	3 a	2311	0011		0014	
Eastleigh (ESL)	3 d	2312	0018			
Chandlers Ford (CFR)	d					
Romsey (ROM)	a					
Shawford (SHW)	d	2319				
Winchester (WIN)	d	2325	0028a			
Micheldever (MIC)	d	2333				
Basingstoke (BSK)	a	2343				
Reading (RDG)	7 a					
Fleet (FLE)	a	0001				
Farnborough (Main) (FNB)	a	0006				
Woking (WOK)	a	0018				
Clapham Junction (CLJ)	10 a	0053				
London Waterloo (WAT)	15 a	0104				

**NOTES** (see introductory pages for explanation of train operator codes and standard symbols)

**a** Arrival time

**d** Departure time

**AC** Also calls at Hook 2351, Winchfield 2355, Brookwood 0013, West Byfleet 0024, Weybridge 0029, Walton-On-Thames 0033, Surbiton 0039 and Wimbledon 0047

## Weymouth, Bournemouth, Yarmouth (IOW), Lymington, Southampton, Portsmouth and Fareham to Winchester and London

## Sundays

Operator Train ID Days of operation/Notes 1st Class/Reservations/Bus/Ferry Catering facilities	SW 2T68	SW 2W84	SW 1B20	SW 1T24	SW 1B24	SW 1B26 A	SW 1B26 B	SW 1T28 B	SW 1B28 B	SW 1T28 A	SW 1B28 A	SW 2R28 C	XC 1M34 D D D	SW 1W28 A	SW 1W28 B	GW 1V76 F
Weymouth (WEY)	d													0743	0748	0806
Upwey (UPW)	d													0747	0752	
Dorchester West (DCW)	a															0817
Dorchester South (DCH)	d													0757	0800	
Moreton (Dorset) (MTN)	d													0804	0807	
Wool (WOO)	d													0810	0813	
Wareham (WRM)	d													0817	0820	
Holton Heath (HOL)	d															
Hamworthy (HAM)	d													0824	0827	
Poole (POO)	4 a													0828	0831	
Poole (POO)	4 d					0718	0720	0750	0747					0829	0832	
Parkstone (Dorset) (PKS)	d					0722	0724	0754	0751					0833	0836	
Branksome (BSM)	d					0725	0727	0757	0754					0837	0840	
Bournemouth (BMH)	a					0730	0732	0802	0759					0843	0846	
Bournemouth (BMH)	d					0733	0736	0806	0803					0847	0850	
Pokesdown (POK)	d					0737	0740	0810	0807							
Christchurch (CHR)	d					0741	0744	0814	0811							
Hinton Admiral (HNA)	d					0746	0749	0819	0816							
New Milton (NWM)	d					0750	0753	0823	0820					0858	0901	
Sway (SWY)	d					0755	0758	0828	0825							
Yarmouth (I.O.W.) (YMH)	d															
Lymington Pier (LYP)	a															
Lymington Pier (LYP)	d															
Lymington Town (LYT)	d															
Brockenhurst (BCU)	3 a					0759	0802	0832	0829					0905	0908	
Brockenhurst (BCU)	3 d					0800	0803	0833	0830					0906	0909	
Beaulieu Road (BEU)	d							0839	0836							
Ashurst New Forest (ANF)	d					0810	0813	0843	0840							
Totton (TTN)	d					0815	0818	0848	0845							
Redbridge (RDB)	d											0846				
Millbrook (Hants) (MBK)	d											0850				
Southampton Central (SOU)	a					0824	0824	0853	0853			0852		0923	0923	
Southampton Central (SOU)	d		0655		0755	0826	0826	0855	0855			0859	0915	0925	0925	
St Denys (SDN)	d	0004										0904				
Swaythling (SWG)	d	0007										0907				
Southampton Airport Parkway (SOA)	d	0010	0703		0803	0834	0834	0903	0903			0910	0923	0933	0933	
Portsmouth Harbour (PMH)	d			0717				0817	0817							
Portsmouth & Southsea (PMS)	d			0722				0822	0822							
Fratton (FTN)	d			0726				0826	0826							
Hilsea (HLS)	d			0730				0830	0830							
Cosham (CSA)	d			0735				0835	0835							
Portchester (PTC)	d			0740				0840	0840							
Fareham (FRM)	d			0746				0846	0846							
Botley (BOE)	d			0753				0854	0854							
Hedge End (HDE)	d	0005		0758				0858	0858							
Eastleigh (ESL)	3 a	0011	0014	0707	0804	0807		0904	0907	0904	0907	0913				
Eastleigh (ESL)	3 d	0018		0711	0811			0911	0911			0915				
Chandlers Ford (CFR)	d											0920				
Romsey (ROM)	a											0928				
Shawford (SHW)	d		0717	0817				0917	0917							
Winchester (WIN)	d	0028a	0723	0823	0843	0843		0923	0923			0931	0942	0942		
Micheldever (MIC)	d		0732	0832				0932	0932							
Basingstoke (BSK)	a		0742	0844	0901	0901		0942	0942			0946	0958	0958		
Reading (RDG)	7 a											1005				
Fleet (FLE)	a					0913	0913									
Farnborough (Main) (FNB)	a					0918	0918									
Woking (WOK)	a		0802	0903	0928	0928		1002	1002					1019	1019	
Clapham Junction (CLJ)	10 a		0832	0930	0959	0959		1029	1029					1041	1041	
London Waterloo (WAT)	15 a		0846	0943	1015	1015		1043	1043					1053	1053	

NOTES (see introductory pages for explanation of train operator codes and standard symbols)

- a Arrival time
- d Departure time
- A Runs from 9 October
- B Runs until 2 October
- C From Salisbury, see table 156
- D To Manchester Piccadilly, see table 050
- F Runs until 23 October. To Cardiff Central, see table 133

**Weymouth, Bournemouth, Yarmouth (IOW), Lymington, Southampton, Portsmouth and Fareham to Winchester and London**

**Sundays**

Operator	SW 2R32	SW C	SW E	SW 1J14	SW 1T32	SW 1B32	SW 1T32	SW 1B32	SW 2R32	SW C	SW G	SW 1J16	XC 1M38	SW 1W32	SW 1W32	SW 2R36	SW C	SW E	SW 1J18
Train ID	C				A	A	B	B	C				D	A	B	C			
Days of operation/Notes																			
1st Class/Reservations/Bus/Ferry																			
Catering facilities																			
Weymouth (WEY)	d													0843	0848				
Upwey (UPW)	d													0847	0852				
Dorchester West (DCW)	a																		
Dorchester South (DCH)	d													0857	0900				
Moreton (Dorset) (MTN)	d													0904	0907				
Wool (WOO)	d													0910	0913				
Wareham (WRM)	d													0917	0920				
Holton Heath (HOL)	d																		
Hamworthy (HAM)	d													0924	0927				
Poole (POO)	4 a													0928	0931				
Poole (POO)	4 d					0852		0855						0929	0932				
Parkstone (Dorset) (PKS)	d													0933	0936				
Branksome (BSM)	d													0938	0940				
Bournemouth (BMH)	a					0901		0904						0946	0946				
Bournemouth (BMH)	d					0903		0906				0940		0951	0951				
Pokesdown (POK)	d					0907		0910											
Christchurch (CHR)	d					0911		0914											
Hinton Admiral (HNA)	d					0916		0919											
New Milton (NWM)	d					0920		0923						1002	1002				
Sway (SWY)	d					0925		0928											
Yarmouth (I.O.W.) (YMH)	d		0800								0845							0905	
Lymington Pier (LYP)	a		0840								0925							0945	
Lymington Pier (LYP)	d			0914								0944							1014
Lymington Town (LYT)	d			0916								0946							1016
Brockenhurst (BCU)	3 a			0924		0929		0932				0954	0954	1008	1008				1024
Brockenhurst (BCU)	3 d					0930		0933						1009	1009				
Beaulieu Road (BEU)	d					0936		0939											
Ashurst New Forest (ANF)	d					0940		0943											
Totton (TTN)	d					0945		0948											
Redbridge (RDB)	d	0939																1039	
Millbrook (Hants) (MBK)	d	0943																1043	
Southampton Central (SOU)	a	0945				0953		0953	←				1008	1023	1023			1045	
Southampton Central (SOU)	d	0959				0955		0955	0959				1015	1025	1025			1059	
St Denys (SDN)	d	↔							1004										
Swaythling (SWG)	d								1007									↔	
Southampton Airport Parkwy (SOA) ↔	d					1003		1003	1010					1023	1033	1033			
Portsmouth Harbour (PMH)	d					0917		0917											
Portsmouth & Southsea (PMS)	d					0922		0922											
Fratton (FTN)	d					0926		0926											
Hilsea (HLS)	d					0930		0930											
Cosham (CSA)	d					0935		0935											
Portchester (PTC)	d					0940		0940											
Fareham (FRM)	d					0946		0946											
Botley (BOE)	d					0953		0953											
Hedge End (HDE)	d					0958		0958											
Eastleigh (ESL)	3 a					1004	1007	1004	1007	1013									
Eastleigh (ESL)	3 d					1011		1011		1015									
Chandlers Ford (CFR)	d									1020									
Romsey (ROM)	a									1028									
Shawford (SHW)	d					1017		1017											
Winchester (WIN)	d					1023		1023					1031	1042	1042				
Micheldever (MIC)	d					1032		1032											
Basingstoke (BSK)	a					1042		1042					1046	1058	1058				
Reading (RDG)	7 a												1105						
Fleet (FLE)	a																		
Farnborough (Main) (FNB)	a																		
Woking (WOK)	a					1102		1102						1118	1118				
Clapham Junction (CLJ)	10 a					1129		1129						1141	1141				
London Waterloo (WAT)	15 a					1141		1141						1154	1154				

**NOTES** (see introductory pages for explanation of train operator codes and standard symbols)

- a Arrival time
- d Departure time
- A Runs from 9 October
- B Runs until 2 October
- C From Salisbury, see table 156
- D To Manchester Piccadilly, see table 050
- E Runs until 30 October
- G Runs from 6 November

## Weymouth, Bournemouth, Yarmouth (IOW), Lymington, Southampton, Portsmouth and Fareham to Winchester and London

## Sundays

Operator	SW	SW	SW	SW	SW	SW	SW	SW	SW	SW	SW	XC	SW	SW	GW	SW
Train ID	1T36	1B36	2R36	1J20	1W36	2R40	SW	SW	SW	SW	SW	1M46	SW	SW	SW	SW
Days of operation/Notes	1	1	C	1	1	C	E	1	1	1	1	D	1	1	H	C
1st Class/Reservations/Bus/Ferry	1	1	1	1	1	1	1	1	1	1	1	1	1	1	1	1
Catering facilities	1	1	1	1	1	1	1	1	1	1	1	1	1	1	1	1
Weymouth (WEY)	d				0948										1048	1103
Upwey (UPW)	d				0952										1052	1108
Dorchester West (DCW)	a															1116
Dorchester South (DCH)	d				1000										1100	
Moreton (Dorset) (MTN)	d				1007										1107	
Wool (WOO)	d				1013										1113	
Wareham (WRM)	d				1020										1120	
Holton Heath (HOL)	d															
Hamworthy (HAM)	d				1027										1127	
Poole (POO)	4 a				1031										1131	
Poole (POO)	4 d	0955			1032						1055				1132	
Parkstone (Dorset) (PKS)	d				1037										1136	
Branksome (BSM)	d				1041										1140	
Bournemouth (BMH)	a	1004			1047						1104				1146	
Bournemouth (BMH)	d	1006			1050						1106	1140			1150	
Pokesdown (POK)	d	1010									1110					
Christchurch (CHR)	d	1014									1114					
Hinton Admiral (HNA)	d	1019									1119					
New Milton (NWM)	d	1023			1101						1123			1201		
Sway (SWY)	d	1028									1128					
Yarmouth (I.O.W.) (YMH)	d						1005									
Lymington Pier (LYP)	a						1045									
Lymington Pier (LYP)	d			1044				1114					1144			
Lymington Town (LYT)	d			1046				1116					1146			
Brockenhurst (BCU)	3 a	1032		1054	1108			1124			1132		1154	1208		
Brockenhurst (BCU)	3 d	1033			1109						1133			1209		
Beaulieu Road (BEU)	d	1039									1139					
Ashurst New Forest (ANF)	d	1043									1143					
Totton (TTN)	d	1048									1148					
Redbridge (RDB)	d					1139										1239
Millbrook (Hants) (MBK)	d					1143										1243
Southampton Central (SOU)	a	1053	←		1123	1145				1153	←	1208		1223		1245
Southampton Central (SOU)	d	1055	1059		1125	1159				1155	1159	1215		1225		1259
St Denys (SDN)	d		1104			↘					1204					↗
Swaythling (SWG)	d		1107								1207					
Southampton Airport Parkwy (SOA)	← d	1103	1110		1133					1203	1210	1223		1233		
Portsmouth Harbour (PMH)	d	1017								1117						
Portsmouth & Southsea (PMS)	d	1022								1122						
Fratton (FTN)	d	1026								1126						
Hilsea (HLS)	d	1030								1130						
Cosham (CSA)	d	1035								1135						
Portchester (PTC)	d	1040								1140						
Fareham (FRM)	d	1046								1146						
Botley (BOE)	d	1053								1153						
Hedge End (HDE)	d	1058								1158						
Eastleigh (ESL)	3 a	1104	1107	1113						1204	1207	1213				
Eastleigh (ESL)	3 d	1111		1115						1211	1215					
Chandlers Ford (CFR)	d			1120							1220					
Romsey (ROM)	a			1128							1228					
Shawford (SHW)	d	1117								1217						
Winchester (WIN)	d	1123			1142					1223		1231		1242		
Micheldever (MIC)	d	1132								1232						
Basingstoke (BSK)	a	1142			1158					1242		1246		1258		
Reading (RDG)	7 a											1305				
Fleet (FLE)	a															
Farnborough (Main) (FNB)	a															
Woking (WOK)	a	1203			1218					1302				1318		
Clapham Junction (CLJ)	10 a	1227			1239					1327				1339		
London Waterloo (WAT)	15 a	1237			1249					1337				1349		

NOTES (see introductory pages for explanation of train operator codes and standard symbols)

- a Arrival time
- d Departure time
- C From Salisbury, see table 156
- D To Manchester Piccadilly, see table 050
- E Runs until 30 October
- H To Swindon, see table 133

Weymouth, Bournemouth, Yarmouth (IOW), Lymington, Southampton, Portsmouth and Fareham to Winchester and London

Sundays

Operator	SW	SW	SW	SW	SW	SW	SW	SW	SW	SW	SW	SW	SW	SW	XC	SW
Train ID	G	E	1J26	1T44	1B44	2R44	1J28	1W44	2R48	E	1J30	1T48	1B48	2R48	1M54	1J32
Days of operation/Notes																
1st Class/Reservations/Bus/Ferry																
Catering facilities																
Weymouth (WEY)	d							1148								
Upwey (UPW)	d							1152								
Dorchester West (DCW)	a															
Dorchester South (DCH)	d							1200								
Moreton (Dorset) (MTN)	d							1207								
Wool (WOO)	d							1213								
Wareham (WRM)	d							1220								
Holton Heath (HOL)	d															
Hamworthy (HAM)	d							1227								
Poole (POO)	4 a							1231								
Poole (POO)	4 d				1155			1232					1255			
Parkstone (Dorset) (PKS)	d							1236								
Branksome (BSM)	d							1240								
Bournemouth (BMH)	a				1204			1246					1304			
Bournemouth (BMH)	d				1206			1250					1306		1340	
Pokesdown (POK)	d				1210								1310			
Christchurch (CHR)	d				1214								1314			
Hinton Admiral (HNA)	d				1219								1319			
New Milton (NWM)	d				1223			1301					1323			
Sway (SWY)	d				1228								1328			
Yarmouth (I.O.W.) (YMH)	d	1100	1105							1205						
Lymington Pier (LYP)	a	1140	1145							1245						
Lymington Pier (LYP)	d			1214				1244				1314				1344
Lymington Town (LYT)	d			1216				1246				1316				1346
Brockenhurst (BCU)	3 a			1224		1232		1254	1308			1324		1332		1354
Brockenhurst (BCU)	3 d					1233			1309					1333		
Beaulieu Road (BEU)	d					1239								1339		
Ashurst New Forest (ANF)	d					1243								1343		
Totton (TTN)	d					1248								1348		
Redbridge (RDB)	d									1339						
Millbrook (Hants) (MBK)	d									1343						
Southampton Central (SOU)	a				1253		←	1323	1346				1353	←	1408	
Southampton Central (SOU)	d				1255	1259		1325	1359				1355	1359	1415	
St Denys (SDN)	d					1304			→					1404		
Swaythling (SWG)	d					1307								1407		
Southampton Airport Parkway (SOA) ←	d				1303	1310		1333					1403	1410	1423	
Portsmouth Harbour (PMH)	d				1217								1317			
Portsmouth & Southsea (PMS)	d				1222								1322			
Fratton (FTN)	d				1226								1326			
Hilsea (HLS)	d				1230								1330			
Cosham (CSA)	d				1235								1335			
Portchester (PTC)	d				1240								1340			
Fareham (FRM)	d				1246								1346			
Botley (BOE)	d				1253								1353			
Hedge End (HDE)	d				1258								1358			
Eastleigh (ESL)	3 a				1304	1307	1313						1404	1407	1413	
Eastleigh (ESL)	3 d					1311	1315						1411		1415	
Chandlers Ford (CFR)	d						1320								1420	
Romsey (ROM)	a						1328								1428	
Shawford (SHW)	d					1317							1417			
Winchester (WIN)	d					1323		1342					1423		1431	
Micheldever (MIC)	d					1332							1432			
Basingstoke (BSK)	a					1342		1358					1443		1446	
Reading (RDG)	7 a														1505	
Fleet (FLE)	a															
Farnborough (Main) (FNB)	a															
Woking (WOK)	a					1402		1418					1502			
Clapham Junction (CLJ)	10 a					1427		1439					1527			
London Waterloo (WAT)	15 a					1437		1449					1537			

NOTES (see introductory pages for explanation of train operator codes and standard symbols)

- a Arrival time
- d Departure time
- C From Salisbury, see table 156
- D To Manchester Piccadilly, see table 050
- E Runs until 30 October
- G Runs from 6 November

## Weymouth, Bournemouth, Yarmouth (IOW), Lymington, Southampton, Portsmouth and Fareham to Winchester and London

## Sundays

Operator Train ID Days of operation/Notes 1st Class/Reservations/Bus/Ferry	SW	SW	SW	SW	SW	SW	SW	SW	SW	SW	SW	GW	SW	SW	SW	SW	SW
	1W48	2R52 C	G	E	1J34	1T52	1B52	2R52 C	1J36	1W52	2V83 J	2R56 C	E	1J38	1T56	1B56	
Weymouth (WEY)	d	1248									1348	1409					
Upwey (UPW)	d	1252									1352	1414					
Dorchester West (DCW)	a											1422					
Dorchester South (DCH)	d	1300									1400						
Moreton (Dorset) (MTN)	d	1307									1407						
Wool (WOO)	d	1313									1413						
Wareham (WRM)	d	1320									1420						
Holton Heath (HOL)	d																
Hamworthy (HAM)	d	1327									1427						
Poole (POO)	4 a	1331									1431						
Poole (POO)	4 d	1332					1355				1432						1455
Parkstone (Dorset) (PKS)	d	1337									1437						
Branksome (BSM)	d	1341									1441						
Bournemouth (BMH)	a	1347					1404				1447						1504
Bournemouth (BMH)	d	1350					1406				1450						1506
Pokesdown (POK)	d						1410										1510
Christchurch (CHR)	d						1414										1514
Hinton Admiral (HNA)	d						1419										1519
New Milton (NWM)	d	1401					1423			1501							1523
Sway (SWY)	d						1428										1528
Yarmouth (I.O.W.) (YMH)	d			1300	1305									1405			
Lymington Pier (LYP)	a			1340	1345									1445			
Lymington Pier (LYP)	d					1414				1444					1514		
Lymington Town (LYT)	d					1416				1446					1516		
Brockenhurst (BCU)	3 a	1408				1424		1432		1454	1508				1524		1532
Brockenhurst (BCU)	3 d	1409						1433			1509						1533
Beaulieu Road (BEU)	d							1439									1539
Ashurst New Forest (ANF)	d							1443									1543
Totton (TTN)	d							1448									1548
Redbridge (RDB)	d		1439											1539			
Millbrook (Hants) (MBK)	d		1443											1543			
Southampton Central (SOU)	a	1423	1445				1453	←			1523			1545			1553
Southampton Central (SOU)	d	1425	1459				1455	1459			1525			1559			1555
St Denys (SDN)	d		→					1504						→			
Swaythling (SWG)	d							1507									
Southampton Airport Parkwy (SOA) ←	d	1433					1503	1510			1533						1603
Portsmouth Harbour (PMH)	d						1417										1517
Portsmouth & Southsea (PMS)	d						1422										1522
Fratton (FTN)	d						1426										1526
Hilsea (HLS)	d						1430										1530
Cosham (CSA)	d						1435										1535
Portchester (PTC)	d						1440										1540
Fareham (FRM)	d						1446										1546
Botley (BOE)	d						1453										1553
Hedge End (HDE)	d						1458										1558
Eastleigh (ESL)	3 a						1504	1507	1513								1604 1606
Eastleigh (ESL)	3 d						1511	1515									1611 1607
Chandlers Ford (CFR)	d							1520									→
Romsey (ROM)	a							1528									
Shawford (SHW)	d						1517										
Winchester (WIN)	d	1442					1523				1542						1617
Micheldever (MIC)	d						1532										
Basingstoke (BSK)	a	1458					1542				1558						1633
Reading (RDG)	7 a																
Fleet (FLE)	a																
Farnborough (Main) (FNB)	a																
Woking (WOK)	a	1518					1602				1618						1653
Clapham Junction (CLJ)	10 a	1539					1627				1639						1714
London Waterloo (WAT)	15 a	1549					1637				1649						1724

NOTES (see introductory pages for explanation of train operator codes and standard symbols)

- a Arrival time
- d Departure time
- C From Salisbury, see table 156
- E Runs until 30 October
- G Runs from 6 November
- J To Bristol Temple Meads, see table 133

## Weymouth, Bournemouth, Yarmouth (IOW), Lymington, Southampton, Portsmouth and Fareham to Winchester and London

## Sundays

Operator	SW	SW	XC	SW	SW	SW	SW	SW	SW	SW	SW	SW	SW	SW	SW	SW	GW
Train ID	1T56	2R56	1M62	1J40	1W56	2R60	C	G	E	1J42	1T60	1B60	1T60	2R60	1J44	1W60	2V86
Days of operation/Notes	□	□	□◇	□	□	□	□	⚓	⚓	□	□	□	□	□	□	□	J
1st Class/Reservations/Bus/Ferry	□	□	□◇	□	□	□	□	⚓	⚓	□	□	□	□	□	□	□	□
Catering facilities	□	□	⚓	□	□	□	□	⚓	⚓	□	□	□	□	□	□	□	□
Weymouth (WEY)	d				1448											1548	1610
Upwey (UPW)	d				1452											1552	1615
Dorchester West (DCW)	a																1623
Dorchester South (DCH)	d				1500											1600	
Moreton (Dorset) (MTN)	d				1507											1607	
Wool (WOO)	d				1513											1613	
Wareham (WRM)	d				1520											1620	
Holton Heath (HOL)	d																
Hamworthy (HAM)	d				1527											1627	
Poole (POO)	4 a				1531											1631	
Poole (POO)	4 d				1532							1555				1632	
Parkstone (Dorset) (PKS)	d				1537											1637	
Branksome (BSM)	d				1541											1641	
Bournemouth (BMH)	a				1547							1604				1647	
Bournemouth (BMH)	d		1540		1550							1606				1650	
Pokesdown (POK)	d											1610					
Christchurch (CHR)	d											1614					
Hinton Admiral (HNA)	d											1619					
New Milton (NWM)	d				1601							1623				1701	
Sway (SWY)	d											1628					
Yarmouth (I.O.W.) (YMH)	⚓ d						1500	1505									
Lymington Pier (LYP)	⚓ a						1540	1545									
Lymington Pier (LYP)	d			1544					1614						1644		
Lymington Town (LYT)	d			1546					1616						1646		
Brockenhurst (BCU)	3 a			1554	1608				1624			1632			1654	1708	
Brockenhurst (BCU)	3 d				1609							1633				1709	
Beaulieu Road (BEU)	d											1639					
Ashurst New Forest (ANF)	d											1643					
Totton (TTN)	d											1648					
Redbridge (RDB)	d					1639											
Millbrook (Hants) (MBK)	d					1643											
Southampton Central (SOU)	a	←	1609		1623	1645						1653	←			1723	
Southampton Central (SOU)	d	1559	1615		1625	1657						1655		1657		1725	
St Denys (SDN)	d	1604				←								1706			
Swaythling (SWG)	d	1607												1709			
Southampton Airport Parkway (SOA)	← d	1610	1623		1633							1703		1712		1733	
Portsmouth Harbour (PMH)	⚓ d											1617					
Portsmouth & Southsea (PMS)	d											1622					
Fratton (FTN)	d											1626					
Hilsea (HLS)	d											1630					
Cosham (CSA)	d											1635					
Portchester (PTC)	d											1640					
Fareham (FRM)	d											1646					
Botley (BOE)	d											1653					
Hedge End (HDE)	d											1658					
Eastleigh (ESL)	3 a	←	1613									1704	1706	←	1715		
Eastleigh (ESL)	3 d	1611	1615									1711	1707	1711	1716		
Chandlers Ford (CFR)	d		1620									←			1721		
Romsey (ROM)	a		1628												1728		
Shawford (SHW)	d	1617														1717	
Winchester (WIN)	d	1623		1631	1642							1717	1723			1742	
Micheldever (MIC)	d	1632											1732				
Basingstoke (BSK)	a	1642		1646	1658							1733	1742			1758	
Reading (RDG)	7 a			1705													
Fleet (FLE)	a																
Farnborough (Main) (FNB)	a	1657												1757			
Woking (WOK)	a	1708			1718							1753	1808			1818	
Clapham Junction (CLJ)	10 a	1728			1739							1814	1828			1839	
London Waterloo (WAT)	⊕ 15 a	1739			1749							1825	1839			1849	

NOTES (see introductory pages for explanation of train operator codes and standard symbols)

- a Arrival time
- d Departure time
- C From Salisbury, see table 156
- D To Manchester Piccadilly, see table 050
- E Runs until 30 October
- G Runs from 6 November
- J To Bristol Temple Meads, see table 133



## Weymouth, Bournemouth, Yarmouth (IOW), Lymington, Southampton, Portsmouth and Fareham to Winchester and London

## Sundays

Operator	SW	SW	SW	SW	SW	SW	SW	XC	SW	SW	SW	SW	SW	SW	SW	SW
Train ID	2R64	E	1J46	1T64	1B64	1T64	2R64	1M70	1J48	1W64	2R68	G	E	1J50	1T68	1B68
Days of operation/Notes	C	E					C	D			C	G	E			
1st Class/Reservations/Bus/Ferry	□	☞	□	□	□	□	□	□◇	□	□	□	☞	☞	□	□	□
Catering facilities								☞								
Weymouth (WEY)	d									1648						
Upwey (UPW)	d									1652						
Dorchester West (DCW)	a															
Dorchester South (DCH)	d									1700						
Moreton (Dorset) (MTN)	d									1707						
Wool (WOO)	d									1713						
Wareham (WRM)	d									1720						
Holton Heath (HOL)	d															
Hamworthy (HAM)	d									1727						
Poole (POO)	4 a									1731						
Poole (POO)	4 d				1655					1732						1755
Parkstone (Dorset) (PKS)	d									1737						
Branksome (BSM)	d									1741						
Bournemouth (BMH)	a				1704					1747						1804
Bournemouth (BMH)	d				1706			1740		1750						1806
Pokesdown (POK)	d				1710											1810
Christchurch (CHR)	d				1714											1814
Hinton Admiral (HNA)	d				1719											1819
New Milton (NWM)	d				1723					1801						1823
Sway (SWY)	d				1728											1828
Yarmouth (I.O.W.) (YMH)	☞ d		1605									1700	1705			
Lymington Pier (LYP)	☞ a		1645									1740	1745			
Lymington Pier (LYP)	d			1714					1744					1814		
Lymington Town (LYT)	d			1716					1746					1816		
Brockenhurst (BCU)	3 a			1724		1732		1754	1754	1808				1824		1832
Brockenhurst (BCU)	3 d					1733		1755		1809						1833
Beaulieu Road (BEU)	d					1739										1839
Ashurst New Forest (ANF)	d					1743										1843
Totton (TTN)	d					1748										1848
Redbridge (RDB)	d	1739									1839					
Millbrook (Hants) (MBK)	d	1743									1844					
Southampton Central (SOU)	a	1745			1753		←	1810		1823	1846					1853
Southampton Central (SOU)	d	1759			1755		←	1759	1815	1825	1857					1855
St Denys (SDN)	d	↘						1804				↘				
Swaythling (SWG)	d							1807								
Southampton Airport Parkway (SOA)	↔ d				1803			1810	1823		1833					1903
Portsmouth Harbour (PMH)	☞ d				1717											1817
Portsmouth & Southsea (PMS)	d				1722											1822
Fratton (FTN)	d				1726											1826
Hilsea (HLS)	d				1730											1830
Cosham (CSA)	d				1735											1835
Portchester (PTC)	d				1740											1840
Fareham (FRM)	d				1746											1846
Botley (BOE)	d				1753											1853
Hedge End (HDE)	d				1758											1858
Eastleigh (ESL)	3 a				1805	1806	←	1813							1904	1906
Eastleigh (ESL)	3 d				1811	1807	←	1811	1815						1910	1907
Chandlers Ford (CFR)	d					↘			1820						↘	
Romsey (ROM)	a								1828							
Shawford (SHW)	d															
Winchester (WIN)	d					1817				1842						1917
Micheldever (MIC)	d					1832										
Basingstoke (BSK)	a					1833	1842		1846	1858						1933
Reading (RDG)	7 a								1905							
Fleet (FLE)	a															
Farnborough (Main) (FNB)	a							1857								
Woking (WOK)	a					1853	1908			1918						1953
Clapham Junction (CLJ)	10 a					1915	1928			1939						2015
London Waterloo (WAT)	↻ 15 a					1925	1939			1949						2024

NOTES (see introductory pages for explanation of train operator codes and standard symbols)

- a Arrival time
- d Departure time
- C From Salisbury, see table 156
- D To Manchester Piccadilly, see table 050
- E Runs until 30 October
- G Runs from 6 November

## Weymouth, Bournemouth, Yarmouth (IOW), Lymington, Southampton, Portsmouth and Fareham to Winchester and London

## Sundays

Operator	SW	SW	SW	SW	GW	SW	SW	SW	SW	SW	SW	SW	XC	SW	SW	SW
Train ID	1T68	2R68	1J52	1W68	2V93	2R72	E	1J54	1T72	1B72	1T72	2R72	1M78	1J56	1W72	2R76
Days of operation/Notes	□	□	□	□	J	□	⚓	□	□	□	□	□	□◇	□	□	□
1st Class/Reservations/Bus/Ferry	□	□	□	□	□	□	□	□	□	□	□	□	□	□	□	□
Weymouth (WEY)	d			1745	1753											1848
Upwey (UPW)	d			1749	1758											1852
Dorchester West (DCW)	a				1805											
Dorchester South (DCH)	d			1800c												1900
Moreton (Dorset) (MTN)	d			1807												1907
Wool (WOO)	d			1813												1913
Wareham (WRM)	d			1820												1920
Holton Heath (HOL)	d															
Hamworthy (HAM)	d			1827												1927
Poole (POO)	4 a			1831												1931
Poole (POO)	4 d			1832						1855						1932
Parkstone (Dorset) (PKS)	d			1836												1937
Branksome (BSM)	d			1840												1941
Bournemouth (BMH)	a			1847						1904						1947
Bournemouth (BMH)	d			1850						1906			1940			1950
Pokesdown (POK)	d									1910						
Christchurch (CHR)	d									1914						
Hinton Admiral (HNA)	d									1919						
New Milton (NWM)	d			1901						1923						2001
Sway (SWY)	d									1928						
Yarmouth (I.O.W.) (YMH)	⚓ d						1805									
Lymington Pier (LYP)	⚓ a						1845									
Lymington Pier (LYP)	d		1844					1914						1944		
Lymington Town (LYT)	d		1846					1916						1946		
Brockenhurst (BCU)	3 a		1854	1908				1924		1932				1954	2008	
Brockenhurst (BCU)	3 d			1909						1933					2009	
Beaulieu Road (BEU)	d									1939						
Ashurst New Forest (ANF)	d									1943						
Totton (TTN)	d									1948						
Redbridge (RDB)	d					1939										2039
Millbrook (Hants) (MBK)	d					1943										2043
Southampton Central (SOU)	a	←		1923		1945				1953		←	2008		2023	2045
Southampton Central (SOU)	d	1857		1925		1959				1955		1959	2015		2025	2059
St Denys (SDN)	d	1906				→						2004				→
Swaythling (SWG)	d	1909										2007				
Southampton Airport Parkwy (SOA)	← d	1912		1933						2003		2010	2023		2033	
Portsmouth Harbour (PMH)	⚓ d								1917							
Portsmouth & Southsea (PMS)	d								1922							
Fratton (FTN)	d								1926							
Hilsea (HLS)	d								1930							
Cosham (CSA)	d								1935							
Portchester (PTC)	d								1940							
Fareham (FRM)	d								1946							
Botley (BOE)	d								1953							
Hedge End (HDE)	d								1958							
Eastleigh (ESL)	3 a	←	1915						2004	2006	←	2013				
Eastleigh (ESL)	3 d	1910	1916						2011	2007	2011	2015				
Chandlers Ford (CFR)	d		1921							→		2020				
Romsey (ROM)	a		1928									2028				
Shawford (SHW)	d	1916									2017					
Winchester (WIN)	d	1922		1942						2017	2023				2042	
Micheldever (MIC)	d	1930									2032					
Basingstoke (BSK)	a	1941		1958						2033	2042		2046		2058	
Reading (RDG)	7 a												2105			
Fleet (FLE)	a															
Farnborough (Main) (FNB)	a	1957									2057					
Woking (WOK)	a	2008		2018						2053	2108				2118	
Clapham Junction (CLJ)	10 a	2028		2039						2114	2128				2139	
London Waterloo (WAT)	⚓ 15 a	2040		2049						2124	2139				2149	

NOTES (see introductory pages for explanation of train operator codes and standard symbols)

- a Arrival time
- d Departure time
- c Arrives 4 minutes earlier
- C From Salisbury, see table 156
- E Runs until 30 October
- J To Bristol Temple Meads, see table 133
- K To Birmingham New Street, see table 050



## Weymouth, Bournemouth, Yarmouth (IOW), Lymington, Southampton, Portsmouth and Fareham to Winchester and London

### Sundays

Operator Train ID Days of operation/Notes 1st Class/Reservations/Bus/Ferry	SW	SW	SW	SW	SW	SW	SW	SW	SW	SW
	1J64	2R99 L	E	1J66	1T84	1W80	2R99 L	1W84	1W88	1T88
	□	□	☞	□	□	□	□	□	□	□
Weymouth (WEY)	d					2058		2158	2258	
Upwey (UPW)	d					2102		2202	2302	
Dorchester West (DCW)	a									
Dorchester South (DCH)	d					2110		2210	2310	
Moreton (Dorset) (MTN)	d					2117		2217	2317	
Wool (WOO)	d					2123		2223	2323	
Wareham (WRM)	d					2130		2230	2330	
Holton Heath (HOL)	d									
Hamworthy (HAM)	d					2137		2237	2337	
Poole (POO)	4 a					2142		2242	2342	
Poole (POO)	4 d					2150		2250	2350	
Parkstone (Dorset) (PKS)	d					2154		2254	2354	
Branksome (BSM)	d					2157		2257	2357	
Bournemouth (BMH)	a					2203		2303	0003	
Bournemouth (BMH)	d					2208		2308		
Pokesdown (POK)	d					2212		2312		
Christchurch (CHR)	d					2216		2316		
Hinton Admiral (HNA)	d					2221		2321		
New Milton (NWM)	d					2225		2325		
Sway (SWY)	d					2230		2330		
Yarmouth (I.O.W.) (YMH)	☞ d		2100							
Lymington Pier (LYP)	☞ a		2140							
Lymington Pier (LYP)	d	2144			2214					
Lymington Town (LYT)	d	2146			2216					
Brockenhurst (BCU)	3 a	2154			2224			2234	2335	
Brockenhurst (BCU)	3 d							2235	2336	
Beaulieu Road (BEU)	d									
Ashurst New Forest (ANF)	d					2243		2343		
Totton (TTN)	d					2248		2348		
Redbridge (RDB)	d		2235							
Millbrook (Hants) (MBK)	d		2241							
Southampton Central (SOU)	a		2247			2253	←	2355		
Southampton Central (SOU)	d		2305			2255	2305			
St Denys (SDN)	d		↘				2310			
Swaythling (SWG)	d						2313			
Southampton Airport Parkwy (SOA)	← d					2303	2316			
Portsmouth Harbour (PMH)	☞ d				2217					2317
Portsmouth & Southsea (PMS)	d				2222					2322
Fratton (FTN)	d				2226					2326
Hilsea (HLS)	d				2230					2330
Cosham (CSA)	d				2235					2335
Portchester (PTC)	d				2240					2340
Fareham (FRM)	d				2246					2346
Botley (BOE)	d				2253					2353
Hedge End (HDE)	d				2258					2358
Eastleigh (ESL)	3 a				2305	2309	2319			0005
Eastleigh (ESL)	3 d					2311	2322			
Chandlers Ford (CFR)	d						2328			
Romsey (ROM)	a						2336			
Shawford (SHW)	d					2317				
Winchester (WIN)	d					2323				
Micheldever (MIC)	d					2332				
Basingstoke (BSK)	a					2342				
Reading (RDG)	7 a									
Fleet (FLE)	a									
Farnborough (Main) (FNB)	a									
Woking (WOK)	a					0002				
Clapham Junction (CLJ)	10 a					0023				
London Waterloo (WAT)	↻ 15 a					0033				

**NOTES** (see introductory pages for explanation of train operator codes and standard symbols)

- a Arrival time
- d Departure time
- E Runs until 30 October
- L From Romsey, see table 156