

London to Salisbury, Westbury, Yeovil, Axminster and Exeter

Mondays to Fridays

Operator	SW	SW	SW	SW	SW	SW	SW	SW	SW	SW	SW	SW	SW	SW	SW	SW	SW	SW	SW
Train ID	1L69	1L75	1L79	1L79	1L93	1L95	1L03	1L09	1L11	1L13	1V15	1L17	1L19	1L21	1V23	1L25	1050	1V27	
Days of operation/Notes	MO	MX	MX	MO A													C		
1st Class/Reservations/Bus/Ferry	1	1	1	1	1	1	1	1	1	1	1	1	1	1	1	1	1	1	
London Waterloo (WAT) 15 d									0635	0710	0750	0820	0850	0920		1020			
Clapham Junction (CLJ) 10 d									0642u	0717u	0757u	0828u		0927u		1027u			
Woking (WOK) d			0009	0008					0702	0736	0817	0846	0916	0946		1046			
Reading (RDG) 7 d																			
Basingstoke (BSK) d			0029	0040					0724	0800	0838	0907	0938	1007	1038	1107		1137	
Overton (OVR) d			0037s	0049s					0732	0808	0846		0946		1046			1145	
Whitchurch (Hants) (WCH) d			0042s	0054s					0737	0813	0851		0951		1051			1150	
Andover (ADV) d		0002	0051	0103					0747	0822	0900	0924	1000	1024	1100	1124		1159	
Grateley (GRT) d		0008	0058s	0110s					0754	0829	0907		1007		1107			1206	
Salisbury (SAL) a		0021	0111	0122					0806	0843	0920	0943	1022	1043	1119	1143		1218	
Salisbury (SAL) d						0610	0738	0808	0847	0924	0947		1047	1124	1147			1222	
Warminster (WMN) a										0943				1143				1242	
Westbury (WSB) a										0952				1152				1251	
Frome (FRO) a										1005				1215				1312	
Bruton (BRU) a										1016				1232				1330	
Castle Cary (CLC) a										1021				1237				1335	
Tisbury (TIS) d						0629	0757	0827	0906		1007		1106		1206				
Gillingham (Dorset) (GIL) d					0551	0642e	0811c	0837a	0917		1018		1117		1217				
Templecombe (TMC) d					0558	0650	0819		0925		1025		1125		1225				
Sherborne (SHE) d					0606	0657	0826		0932		1033		1132		1232				
Yeovil Junction (YVJ) a					0612	0703	0832		0938		1038		1138	1300j	1238			1400j	
Yeovil Junction (YVJ) d					0615	0707	0839		0942		1041		1139		1239	1317			
Yeovil Pen Mill (YVP) a										1038				1253		1322		1352	
Crewkerne (CKN) d					0625	0716	0849		0951		1051		1149		1249				
Axminster (AXM) d	0009				0550	0657h	0737	0903	1006		1105		1203		1303				
Honiton (HON) d	0020s				0604e	0712c	0752e	0916	1018		1118		1216		1316				
Feniton (FNT) d	0027s				0610	0718	0758	0922	1023				1221						
Whimble (WHM) d	0032s				0615	0723	0803	0927			1126				1324				
Cranbrook (CBK) d	0036s				0619	0728	0808	0931	1031		1130		1229		1328				
Pinhoe (PIN) d	0040s				0623	0732	0813	0935	1035		1134		1233		1332				
Exeter Central (EXC) a					0628	0737	0817	0940	1039		1139		1237		1337				
Exeter St Davids (EXD) 6 a	0047				0632	0742	0822	0944	1043		1144		1243		1343				

For the complete service between London, Woking and Basingstoke see table 152, and between Reading and Basingstoke, table 120
For the complete service between Salisbury, Westbury and Castle Cary see table 133

NOTES (see introductory pages for explanation of train operator codes and standard symbols)

- a Arrival time
- d Departure time
- s Stops to set down only
- u Stops to pick up only
- c Arrives 4 minutes earlier
- e Arrives 3 minutes earlier
- h Arrives 13 minutes earlier
- j Calls at Yeovil Junction after Yeovil Pen Mill

- A Also calls at Farnborough (Main) 0019 and Fleet 0024
- C To London Waterloo via Westbury and Salisbury, see reverse direction of this table

- MO Mondays only
- MX Not Mondays

London to Salisbury, Westbury, Yeovil, Axminster and Exeter

Mondays to Fridays

Operator	SW	SW	SW	SW	SW	SW	SW	SW	SW	SW	SW	SW	SW	SW	SW	SW	SW	SW
Train ID	1L29	1L31	1L33	1056	1L35	1L37	1L39	1L41	1L43	1L45	1L47	1L49	1L51	1L53	1L55	1L57	1L59	1L61
Days of operation/Notes	□	□	□	□	□	□	□	□	□	□	□	□	□	□	□	□	□	□
1st Class/Reservations/Bus/Ferry	□	□	□	□	□	□	□	□	□	□	□	□	□	□	□	□	□	□
London Waterloo (WAT) 15 d	1120		1220			1320		1420		1520		1621	1650	1720	1750	1820		1920
Clapham Junction (CLJ) 10 d	1127u		1227u			1327u		1427u		1528u		1628u	1657u			1827u		1928u
Woking (WOK) d	1146		1246			1346		1446		1546		1647u	1716u	1746u		1846u		1946u
Reading (RDG) 7 d																		
Basingstoke (BSK) d	1207	1238	1307		1338	1407	1438	1507	1538	1607	1638	1707	1738	1807	1838	1907	1939	2007
Overton (OVR) d		1246			1346		1446		1546		1646	1716	1746	1816	1847	1916	1947	2016
Whitchurch (Hants) (WCH) d		1251			1351		1451		1551		1651	1721	1751	1821	1852	1921	1952	2021
Andover (ADV) d	1224	1300	1324		1400	1424	1500	1524	1600	1624	1700	1730	1800	1830	1900	1930	2001	2030
Grateley (GRT) d		1307			1407		1507		1607		1707	1738	1807	1838	1908	1938	2008	2038
Salisbury (SAL) a	1243	1320	1344		1420	1443	1520	1545	1620	1644	1721	1750	1821	1850	1920	1950	2021	2050
Salisbury (SAL) d	1247		1347			1447	1525	1547		1647	1723	1754	1823	1854	1924	1954	2024	2054
Warminster (WMN) a																		
Westbury (WSB) a																		
Frome (FRO) a																		
Bruton (BRU) a																		
Castle Cary (CLC) a																		
Tisbury (TIS) d	1306		1406			1506	1539	1606		1706	1737	1809	1837	1909	1938	2009	2038	2108
Gillingham (Dorset) (GIL) d	1317		1417			1517	1548a	1617		1717	1752f	1819	1852f	1920	1954f	2020	2051e	2119
Templecombe (TMC) d	1325		1425			1525		1625		1725	1800	1827	1859	1927	2001	2027	2059	2126
Sherborne (SHE) d	1332		1432			1532		1632		1732	1807	1834	1907	1935	2009	2035	2106	2134
Yeovil Junction (YVJ) a	1338		1438			1538		1638		1738	1813	1840	1912	1940	2014	2040	2112	2139
Yeovil Junction (YVJ) d	1339		1439	1451		1539		1639		1739		1841	1917	1941	2019	2041	2117	2142
Yeovil Pen Mill (YVP) a				1456									1924		2026		2124	
Crewkerne (CKN) d	1349		1449			1549		1649		1749		1850		1951		2051		2152
Axminster (AXM) d	1403		1503			1603		1703		1804		1905		2005		2105		2206
Honiton (HON) d	1416		1515			1616		1717		1816		1918		2017		2117		2218
Feniton (FNT) d	1421		1521					1722				1923				2123		
Whimple (WHM) d			1526			1624				1825				2025				2226
Cranbrook (CBK) d	1429		1530			1629		1730		1830		1931		2030		2130		2231
Pinhoe (PIN) d	1433		1534			1633		1734		1834		1935		2034		2134		2235
Exeter Central (EXC) a	1437		1539			1637		1738		1838		1939		2038		2139		2239
Exeter St Davids (EXD) 6 a	1443		1543			1642		1744		1844		1944		2044		2143		2244

NOTES (see introductory pages for explanation of train operator codes and standard symbols)

- a Arrival time
- d Departure time
- u Stops to pick up only
- e Arrives 3 minutes earlier
- f Arrives 5 minutes earlier

- C To London Waterloo via Westbury and Salisbury, see reverse direction of this table
- D To Westbury, see table 133

London to Salisbury, Westbury, Yeovil, Axminster and Exeter

Mondays to Fridays

Operator Train ID Days of operation/Notes 1st Class/Reservations/Bus/Ferry	SW 1058 B B	SW 1L63 B	SW 1L65 B	SW 1L67 B	SW 1L69 B	SW 1L71 B	SW 1L73 B	SW 1L75 B	SW 1L79 FO B	SW 1L79 FX B
London Waterloo (WAT) 15 d			2020		2120		2220		2340	2340
Clapham Junction (CLJ) 10 d			2027u		2127u		2227u		2347u	2347u
Woking (WOK) d			2046		2146		2246		0009	0009
Reading (RDG) 7 d										
Basingstoke (BSK) d		2038	2107	2137	2207	2237	2308	2338	0029	0029
Overton (OVR) d		2046	2115	2146	2215	2246	2316	2347	0037s	0037s
Whitchurch (Hants) (WCH) d		2051	2120	2151	2220	2251	2321	2353	0042s	0042s
Andover (ADV) d		2100	2129	2200	2229	2300	2330	0002	0051	0051
Grateley (GRT) d		2107	2136	2207	2236	2307	2337	0008	0058s	0058s
Salisbury (SAL) a		2121	2148	2220	2249	2322	2349	0021	0111	0111
Salisbury (SAL) d			2150				2349		0114	
Warminster (WMN) a										
Westbury (WSB) a										
Frome (FRO) a										
Bruton (BRU) a										
Castle Cary (CLC) a										
Tisbury (TIS) d			2208				0004s		0127s	
Gillingham (Dorset) (GIL) d			2218				0015s		0137s	
Templecombe (TMC) d			2226				0023s		0145s	
Sherborne (SHE) d			2233				0030s		0153s	
Yeovil Junction (YVJ) a			2239				0036		0159	
Yeovil Junction (YVJ) d	2145		2240							
Yeovil Pen Mill (YVP) a	2150									
Crewkerne (CKN) d			2250							
Axminster (AXM) d			2305							
Honiton (HON) d			2338g							
Feniton (FNT) d			2343							
Whimple (WHM) d			2348							
Cranbrook (CBK) d			2353							
Pinhoe (PIN) d			2357							
Exeter Central (EXC) a			0001							
Exeter St Davids (EXD) 6 a			0005							

NOTES (see introductory pages for explanation of train operator codes and standard symbols)





- a Arrival time
- d Departure time
- s Stops to set down only
- u Stops to pick up only
- g Arrives 22 minutes earlier

B To Salisbury via Westbury, see reverse direction of this table

- FO** Fridays only
- FX** Not Fridays

London to Salisbury, Westbury, Yeovil, Axminster and Exeter

Saturdays





Operator Train ID 1st Class/Reservations/Bus/Ferry	SW 1L75 □	SW 1L79 □	SW 1L93 □	SW 1L95 □	SW 1L03 □	SW 1L09 □	SW 1L11 □	SW 1L13 □	SW 1L15 □	SW 1L17 □	SW 1V19 □	SW 1L21 □	SW 1L23 □	SW 1L25 □	SW 1L27 □	SW 1L29 □	SW 1L31 □	SW 1L33 □
London Waterloo (WAT)  d							0635	0710	0750	0820	0850	0920	0950	1020	1050	1120	1150	1220
Clapham Junction (CLJ)  d							0642u	0717u	0757u	0827u	0857u	0927u	0957u	1028u	1057u	1127u	1157u	1227u
Woking (WOK) d		0009					0701	0736	0816	0846	0916	0946	1016	1046	1116	1146	1216	1246
Reading (RDG)  d																		
Basingstoke (BSK) d		0029					0723	0759	0838	0906	0938	1007	1038	1109e	1138e	1207	1238	1307
Overton (OVR) d		0037s					0731	0808	0846		0946		1046		1146		1246	
Whitchurch (Hants) (WCH) d		0042s					0736	0813	0851		0951		1051		1151		1251	
Andover (ADV) d	0002	0051					0745	0821	0900	0924	1000	1024	1100	1126	1200	1224	1300	1324
Grateley (GRT) d	0008	0058s					0752	0829	0907		1007		1107		1207		1307	
Salisbury (SAL) a	0021	0111					0805	0842	0920	0942	1020	1042	1120	1144	1220	1242	1320	1342
Salisbury (SAL) d		0114			0615	0747	0813	0847		0947	1026	1047		1147		1247		1347
Warminster (WMN) a											1045							
Westbury (WSB) a											1054							
Frome (FRO) a											1106							
Bruton (BRU) a																		
Castle Cary (CLC) a																		
Tisbury (TIS) d		0127s			0629	0801	0832	0906		1006		1106		1206		1306		1406
Gillingham (Dorset) (GIL) d		0137s			0642e	0814e	0900g	0917		1017		1117		1217		1317		1417
Templecombe (TMC) d		0145s			0650	0822	0907	0925		1025		1125		1225		1325		1425
Sherborne (SHE) d		0153s			0657	0829	0915	0932		1032		1132		1232		1332		1432
Yeovil Junction (YVJ) a		0159			0703	0835	0920	0938		1038		1138		1238		1338		1438
Yeovil Junction (YVJ) d				0615	0707	0839		0939		1039		1139		1239		1339		1439
Yeovil Pen Mill (YVP) a																		
Crewkerne (CKN) d				0624	0716	0849		0949		1049		1149		1249		1349		1449
Axminster (AXM) d			0552	0657h	0738	0903		1003		1103		1203		1303		1403		1503
Honiton (HON) d			0604	0712c	0754f	0916		1016		1116		1216		1316		1416		1516
Feniton (FNT) d			0610	0718	0800	0921		1021				1221				1421		
Whimble (WHM) d			0615	0723	0805	0926				1124				1324				1524
Cranbrook (CBK) d			0619	0728	0809	0931		1029		1128		1229		1328		1429		1528
Pinhoe (PIN) d			0623	0732	0813	0935		1033		1132		1233		1332		1433		1532
Exeter Central (EXC) a			0628	0737	0818	0939		1037		1137		1237		1337		1437		1537
Exeter St Davids (EXD)  a			0632	0742	0823	0944		1042		1142		1242		1342		1442		1542

NOTES (see introductory pages for explanation of train operator codes and standard symbols)

- a Arrival time
- d Departure time
- s Stops to set down only
- u Stops to pick up only
- c Arrives 4 minutes earlier
- e Arrives 3 minutes earlier
- f Arrives 5 minutes earlier
- g Arrives 18 minutes earlier
- h Arrives 13 minutes earlier

London to Salisbury, Westbury, Yeovil, Axminster and Exeter

Saturdays

Operator Train ID 1st Class/Reservations/Bus/Ferry	SW 1L35 □	SW 1L37 □	SW 1L39 □	SW 1L41 □	SW 1L43 □	SW 1L45 □	SW 1L47 □	SW 1L49 □	SW 1L51 □	SW 1L53 □	SW 1V55 □	SW 1L57 □	SW 1L59 □	SW 1L61 □	SW 1L63 □	SW 1L65 □	SW 1L67 □	SW 1L69 □
London Waterloo (WAT)  d	1250	1320	1350	1420	1450	1520	1550	1620	1650	1720	1750	1820	1850	1920	1950	2020	2050	2120
Clapham Junction (CLJ)  d	1257u	1327u	1357u	1427u	1457u	1527u	1557u	1627u	1657u	1727u	1757u	1827u	1857u	1927u	1957u	2027u	2057u	2127u
Woking (WOK) d	1316	1346	1416	1446	1516	1546	1616	1646	1716	1746	1816	1846	1916	1946	2016	2046	2116	2146
Reading (RDG)  d																		
Basingstoke (BSK) d	1338	1407	1438	1507	1538	1607	1638	1707	1738	1807	1838	1907	1938	2007	2038	2107	2138	2207
Overton (OVR) d	1346		1446		1546		1646		1746		1846		1946		2046		2146	2215
Whitchurch (Hants) (WCH) d	1351		1451		1551		1651		1751		1851		1951		2051		2151	2220
Andover (ADV) d	1400	1424	1500	1524	1600	1624	1700	1724	1800	1824	1900	1924	2000	2024	2100	2124	2200	2229
Grateley (GRT) d	1407		1507		1607		1707		1807		1907		2007		2107		2207	2236
Salisbury (SAL) a	1420	1442	1520	1542	1620	1642	1720	1742	1820	1843	1920	1943	2020	2045	2120	2144	2220	2248
Salisbury (SAL) d		1447		1547		1647		1747		1847	1927	1947		2047		2148		2255
Warminster (WMN) a											1946							
Westbury (WSB) a											1954							
Frome (FRO) a											2007							
Bruton (BRU) a											2018							
Castle Cary (CLC) a											2023							
Tisbury (TIS) d		1506		1606		1706		1806		1908		2006		2106		2206		2309s
Gillingham (Dorset) (GIL) d		1517		1617		1717		1817		1919		2017		2117		2217		2319s
Templecombe (TMC) d		1525		1625		1725		1825		1926		2025		2125		2225		2327s
Sherborne (SHE) d		1532		1632		1732		1832		1934		2032		2132		2232		2334s
Yeovil Junction (YVJ) a		1538		1638		1738		1838		1939	2045j	2038		2138		2238		2340
Yeovil Junction (YVJ) d		1539		1639		1739		1839		1941		2039		2139		2239		
Yeovil Pen Mill (YVP) a											2037							
Crewkerne (CKN) d		1549		1649		1749		1849		1950		2049		2149		2249		
Axminster (AXM) d		1603		1703		1803		1903		2005		2103		2203		2303		
Honiton (HON) d		1616		1716		1816		1916		2016		2117		2217		2315a		
Feniton (FNT) d		1621				1821				2023				2222				
Whimble (WHM) d				1724				1924				2125		2227				
Cranbrook (CBK) d		1629		1728		1829		1928		2030		2129		2232				
Pinhoe (PIN) d		1633		1732				1932				2133		2236				
Exeter Central (EXC) a		1637		1737		1837		1937		2041		2138		2240				
Exeter St Davids (EXD)  a		1643		1743		1842		1942		2045		2142		2245				

NOTES (see introductory pages for explanation of train operator codes and standard symbols)

- a Arrival time
- d Departure time
- s Stops to set down only
- u Stops to pick up only
- j Calls at Yeovil Junction after Yeovil Pen Mill

London to Salisbury, Westbury, Yeovil, Axminster and Exeter

Saturdays

1st Class/Reservations/Bus/Ferry	Operator Train ID	SW 1L73 1	SW 1L75 1	SW 1L79 1
London Waterloo (WAT)	15 d	2220	2250	2339
Clapham Junction (CLJ)	10 d	2227u	2257u	2346u
Woking (WOK)	d	2246	2316	0008
Reading (RDG)	7 d			
Basingstoke (BSK)	d	2308	2340	0029
Overton (OVR)	d	2317	2349	0038s
Whitchurch (Hants) (WCH)	d	2322	2355	0043s
Andover (ADV)	d	2330	0003	0051
Grateley (GRT)	d	2338	0011	0059s
Salisbury (SAL)	a	2350	0024	0111
Salisbury (SAL)	d			
Warminster (WMN)	a			
Westbury (WSB)	a			
Frome (FRO)	a			
Bruton (BRU)	a			
Castle Cary (CLC)	a			
Tisbury (TIS)	d			
Gillingham (Dorset) (GIL)	d			
Templecombe (TMC)	d			
Sherborne (SHE)	d			
Yeovil Junction (YVJ)	a			
Yeovil Junction (YVJ)	d			
Yeovil Pen Mill (YVP)	a			
Crewkerne (CKN)	d			
Axminster (AXM)	d			
Honiton (HON)	d			
Feniton (FNT)	d			
Whimple (WHM)	d			
Cranbrook (CBK)	d			
Pinhoe (PIN)	d			
Exeter Central (EXC)	a			
Exeter St Davids (EXD)	6 a			

NOTES (see introductory pages for explanation of train operator codes and standard symbols)

- a Arrival time
- d Departure time
- s Stops to set down only
- u Stops to pick up only

London to Salisbury, Westbury, Yeovil, Axminster and Exeter

Sundays

Operator Train ID Days of operation/Notes 1st Class/Reservations/Bus/Ferry	SW 1L75	SW 1L79	SW 1L07	SW 1L13	SW 1036 A	SW 1L17	SW 1L19	SW 1L21	SW 1L23	SW 1L25	SW 1L27	SW 1L29	SW 1L31	SW 1L33	SW 1L35	SW 1L37	SW 1L39	SW 1L41
	□	□	□	□	□	□	□	□	□	□	□	□	□	□	□	□	□	□
London Waterloo (WAT) 15 d						0815		0915		1015		1115		1215		1315		1415
Clapham Junction (CLJ) 10 d						0823u		0924u		1023u		1123u		1223u		1322u		1422u
Woking (WOK) d		0008				0847		0948		1046		1146		1246		1345		1446
Reading (RDG) 7 d							0912		1012		1112		1212		1312		1412	
Basingstoke (BSK) d		0029		0804		0908	0933	1009	1033	1107	1131	1207	1231	1307	1331	1407e	1431	1507
Overton (OVR) d		0038s		0812		0942		1042		1140		1240		1340		1440		
Whitchurch (Hants) (WCH) d		0043s		0817		0947		1047		1145		1245		1345		1445		
Andover (ADV) d	0003	0051		0826		0925	0955	1026	1055	1124	1154	1224	1253	1324	1354	1424	1453	1524
Grateley (GRT) d	0011	0059s		0833		1003		1103		1201		1301		1401		1501		
Salisbury (SAL) a	0024	0111		0846		0942	1018	1042	1118	1142	1214	1242	1314	1343	1414	1442	1514	1540
Salisbury (SAL) d			0654	0847		0947		1047		1147		1247		1347	1419	1447		1547
Warminster (WMN) a																		
Westbury (WSB) a																		
Frome (FRO) a																		
Bruton (BRU) a																		
Castle Cary (CLC) a																		
Tisbury (TIS) d			0706	0906		1007		1106		1206		1306		1406	1433	1506		1606
Gillingham (Dorset) (GIL) d		0717	0917		1018		1117		1217		1317		1417	1451c	1517			1617
Templecombe (TMC) d		0725	0925		1025		1125		1225		1325		1425	1458	1525			1625
Sherborne (SHE) d		0732	0932		1033		1132		1232		1332		1432	1506	1532			1632
Yeovil Junction (YVJ) a		0738	0938		1038		1138		1238		1338		1438	1511	1538			1638
Yeovil Junction (YVJ) d		0739	0939		0945	1039		1139		1239		1339		1439	1516	1539		1639
Yeovil Pen Mill (YVP) a					0950										1521			
Crewkerne (CKN) d			0749	0949		1049		1149		1249		1349		1449		1549		1649
Axminster (AXM) d			0804	1003		1103		1203		1303		1403		1503		1603		1703
Honiton (HON) d			0817	1016		1116		1216		1316		1416		1516		1616		1716
Feniton (FNT) d			0822	1021				1221				1421				1621		
Whimble (WHM) d			0827	1026		1124				1324				1524				1724
Cranbrook (CBK) d			0832	1031		1128		1229		1328		1429		1528		1629		1728
Pinhoe (PIN) d			0836	1035		1132		1233		1332		1433		1532		1633		1732
Exeter Central (EXC) a			0841	1039		1137		1237		1337		1437		1537		1637		1737
Exeter St Davids (EXD) 6 a			0845	1044		1142		1242		1342		1442		1542		1642		1741





NOTES (see introductory pages for explanation of train operator codes and standard symbols)

- a Arrival time
- d Departure time
- s Stops to set down only
- u Stops to pick up only
- c Arrives 8 minutes earlier
- e Arrives 3 minutes earlier

A To London Waterloo via Westbury and Salisbury, see reverse direction of this table

London to Salisbury, Westbury, Yeovil, Axminster and Exeter

Sundays

Operator Train ID Days of operation/Notes 1st Class/Reservations/Bus/Ferry	SW 1L43	SW 1L45	SW 1L47	SW 1L49	SW 1L55	SW 1L53	SW 1L97	SW 1L57	SW 1L59	SW 1L61	SW 1L63	SW 1L65	SW 1L67	SW 1L69	SW 1L73	SW 1L79 B
	□	□	□	□	□	□	□	□	□	□	□	□	□	□	□	□
London Waterloo (WAT)  d		1520		1620		1720	1745	1820	1845	1920	1945	2020	2045	2120	2220	2335
Clapham Junction (CLJ)  d		1527u		1627u		1727u	1753u	1827u	1853u	1927u	1953u	2027u	2053u	2127u	2227u	2344u
Woking (WOK) d		1546		1646		1746	1813	1846	1913	1946	2013	2046	2114	2146	2246	0008
Reading (RDG)  d	1512		1612		1712											
Basingstoke (BSK) d	1531	1607	1631	1707	1731	1807	1834	1907	1934	2007	2034	2107	2135	2207	2307	0040
Overton (OVR) d	1540		1640		1739		1843		1943		2043		2143		2315	0049s
Whitchurch (Hants) (WCH) d	1545		1645		1744		1848		1948		2048		2148		2320	0054s
Andover (ADV) d	1553	1624	1653	1724	1753	1824	1856	1924	1956	2024	2056	2124	2157	2224	2329	0103
Grateley (GRT) d	1601		1701		1800		1904		2004		2104		2204		2336	0110s
Salisbury (SAL) a	1613	1646	1715	1742	1815	1842	1917	1943	2017	2042	2117	2143	2217	2242	2348	0122
Salisbury (SAL) d	1614	1647		1747		1847		1947		2047		2147		2247		
Warminster (WMN) a																
Westbury (WSB) a																
Frome (FRO) a																
Bruton (BRU) a																
Castle Cary (CLC) a																
Tisbury (TIS) d	1633	1706		1806		1906		2006		2106		2207		2307		
Gillingham (Dorset) (GIL) d	1643a	1717		1817		1917		2017		2117		2218		2318		
Templecombe (TMC) d		1725		1825		1925		2025		2125		2225		2325		
Sherborne (SHE) d		1732		1832		1932		2032		2132		2233		2333		
Yeovil Junction (YVJ) a		1738		1838		1938		2038		2138		2238		2338		
Yeovil Junction (YVJ) d		1739		1839		1940		2039		2139				2339		
Yeovil Pen Mill (YVP) a																
Crewkerne (CKN) d		1749		1849		1950		2049		2149				2349		
Axminster (AXM) d		1803		1903		2004		2103		2204				0009		
Honiton (HON) d		1816		1916		2017		2117		2217				0020s		
Feniton (FNT) d		1821				2022				2221				0027s		
Whimple (WHM) d				1924				2125		2227				0032s		
Cranbrook (CBK) d		1829		1928		2030		2128		2232				0036s		
Pinhoe (PIN) d		1833		1932		2034		2132		2236				0040s		
Exeter Central (EXC) a		1837		1937		2038		2138		2240						
Exeter St Davids (EXD)  a		1842		1942		2043		2143		2244				0047		

NOTES (see introductory pages for explanation of train operator codes and standard symbols)

- a Arrival time
- d Departure time
- s Stops to set down only
- u Stops to pick up only

B Also calls at Farnborough (Main) 0019 and Fleet 0024

Exeter, Axminster, Yeovil, Westbury and Salisbury to London

Mondays to Fridays

Operator Train ID Days of operation/Notes 1st Class/Reservations/Bus/Ferry	SW 1L92 MX f	SW 1L12 f	SW 1L14 f	SW 1L16 B f	SW 1L16 A f	SW 1L18 f	SW 1L20 f	SW 1L22 f	SW 1O24 f	SW 1L24 f	SW 1L26 f	SW 1L28 f	SW 1L30 f	SW 1L32 f	SW 1L34 f	SW 1L36 f	SW 1L38 f
Exeter St Davids (EXD) f d							0510				0640	0725		0823		0925	
Exeter Central (EXC) d							0514				0645	0729		0828		0930	
Pinhoe (PIN) d							0519				0650	0733		0833		0935	
Cranbrook (CBK) d							0523				0654	0738		0837		0940	
Whimble (WHM) d							0528				0659			0842		0945	
Feniton (FNT) d							0534				0705			0848			
Honiton (HON) d							0541	0620			0712	0752		0855		0955	
Axminster (AXM) d							0553	0631			0724	0804		0906		1006	
Crewkerne (CKN) d	0002						0606	0644			0737	0817		0919		1019	
Yeovil Pen Mill (YVP) d						0541			0655	0711							
Yeovil Junction (YVJ) a	0009					0546	0615	0653		0716	0745	0825		0929		1028	
Yeovil Junction (YVJ) d				0511	0514	0550	0620	0654		0720	0750	0829		0930		1029	
Sherborne (SHE) d				0517	0520	0556	0626	0700		0726	0756	0835		0935		1035	
Templecombe (TMC) d				0525	0528	0604	0634	0708		0734	0804	0843		0944		1043	
Gillingham (Dorset) (GIL) d				0533	0536	0612	0642	0716		0742	0812	0851	0918	0952		1051	
Tisbury (TIS) d				0544	0546	0624	0652	0726		0753	0822	0901	0928	1002		1101	
Castle Cary (CLC) d									0710								
Bruton (BRU) d									0715								
Frome (FRO) d									0727								
Westbury (WSB) d									0740								
Warminster (WMN) d									0748								
Salisbury (SAL) a				0559	0601	0639	0707	0741	0812	0808	0837	0917	0943	1017		1116	
Salisbury (SAL) d		0510	0543	0606	0606	0645	0715	0745		0815	0846	0921	0947	1021	1047	1121	1147
Grateley (GRT) d		0522	0555	0618	0619	0657	0728	0757		0827	0859		0959		1059		1159
Andover (ADV) d		0530	0603	0626	0626	0705	0735	0805		0835	0906	0938	1006	1038	1106	1138	1206
Whitchurch (Hants) (WCH) d		0538	0611	0634	0635	0713	0744	0813		0843	0914		1014		1114		1214
Overton (OVR) d		0544	0617	0640	0641	0719	0750	0819		0849	0920		1020		1120		1220
Basingstoke (BSK) d		0554	0627	0651	0651	0730	0759	0828a		0859	0928a	0957	1029a	1057	1129a	1157	1231a
Reading (RDG) f a																	
Woking (WOK) d		0614	0647				0819			0919		1017		1117		1217	
Clapham Junction (CLJ) f a		0633	0706							0938		1036		1136		1236	
London Waterloo (WAT) f a		0642f	0719f	0737	0736	0814	0846			0953		1049		1149		1249	

NOTES (see introductory pages for explanation of train operator codes and standard symbols)

- a Arrival time
- d Departure time
- f From 10 October arrives 3 minutes later
- A Runs until 7 October
- B Runs from 10 October
- MX Not Mondays

Exeter, Axminster, Yeovil, Westbury and Salisbury to London

Mondays to Fridays

Operator Train ID Days of operation/Notes 1st Class/Reservations/Bus/Ferry	SW	SW	SW	SW	SW	SW	SW	SW	SW	SW	SW	SW	SW	SW	SW	SW	SW	SW
	1040	1L40	1L42	1L44	1V23 C	1L46	1L48	1O50	1V27 C	1L52	1L54	1O56	1L56	1L58	1L60	1L62	1L64	1L66
Exeter St Davids (EXD) 6 d		1025		1125			1225			1325			1425		1525		1625	
Exeter Central (EXC) d		1030		1130			1230			1330			1430		1530		1629	
Pinhoe (PIN) d		1034		1134			1234			1334			1434		1534		1633	
Cranbrook (CBK) d		1039		1139			1239			1339			1439		1539		1638	
Whimble (WHM) d				1144						1344					1544		1643	
Feniton (FNT) d		1047					1247						1447				1649	
Honiton (HON) d		1055		1155			1255			1355			1455		1555		1656	
Axminster (AXM) d		1106		1206			1306			1406			1506		1606		1707	
Crewkerne (CKN) d		1119		1219			1319			1419			1519		1619		1720	
Yeovil Pen Mill (YVP) d	1044				1255			1324	1354			1500						
Yeovil Junction (YVJ) a		1128		1228	1300		1328		1400	1428			1528		1628		1729	
Yeovil Junction (YVJ) d		1129		1229			1329	1317g		1429		1451g	1529		1629		1730	
Sherborne (SHE) d		1135		1235			1335			1435			1535		1635		1736	
Templecombe (TMC) d		1143		1243			1343			1443			1543		1643		1744	
Gillingham (Dorset) (GIL) d		1151		1251			1351			1451			1551	1618	1651		1752	
Tisbury (TIS) d		1201		1301			1401			1501			1602	1628	1701		1802	
Castle Cary (CLC) d	1106							1339				1514						
Bruton (BRU) d	1111							1344				1519						
Frome (FRO) d	1124							1356				1531						
Westbury (WSB) d	1139							1413				1544						
Warminster (WMN) d	1148							1423				1552						
Salisbury (SAL) a	1209	1217		1317			1417	1443		1516		1612	1616	1643	1716		1822	
Salisbury (SAL) d	1221	1247	1322			1347	1421	1447		1521	1547	1621	1647	1720	1747	1826	1847	
Grateley (GRT) d		1259				1359	1459			1559		1659		1759		1859		
Andover (ADV) d	1238	1306	1338			1406	1438	1506		1538	1606	1638	1706	1737	1806	1843	1906	
Whitchurch (Hants) (WCH) d		1314				1414	1514			1614		1714		1814		1914		
Overton (OVR) d		1320				1420	1520			1620		1720		1820		1920		
Basingstoke (BSK) d	1257	1331a	1357			1429a	1457	1530		1557	1630	1657	1728a	1757c	1828a	1901	1929a	
Reading (RDG) 7 a																		
Woking (WOK) d	1317			1417			1517	1550		1617	1650	1717		1817		1921		
Clapham Junction (CLJ) 10 a	1336			1436			1536			1636		1737		1836		1940		
London Waterloo (WAT) 15 a	1349			1449			1549	1618		1649	1719	1751		1849		1949		

NOTES (see introductory pages for explanation of train operator codes and standard symbols)

- a Arrival time
- d Departure time
- c Arrives 3 minutes earlier
- g Calls at Yeovil Junction before Yeovil Pen Mill
- C From Basingstoke via Westbury, see reverse direction of this table

Exeter, Axminster, Yeovil, Westbury and Salisbury to London

Mondays to Fridays

Operator Train ID Days of operation/Notes 1st Class/Reservations/Bus/Ferry	SW 1L68	GW 2L92 D	SW 1L70	SW 1L72	SW 1L74	SW 1L76	SW 2V28	SW 1J78	SW 1L80	SW 2V30	SW 1L84	SW 1O58	SW 1L88	SW 1L92
	□	□	□	□	□	□	□	□	□	□	□	□	□	□
Exeter St Davids (EXD) 6 d	1725	1748		1825		1925			2025		2125		2225	2306
Exeter Central (EXC) d	1729	1753		1830		1930			2030		2130		2230	2310
Pinhoe (PIN) d	1734	1758		1835		1934			2034		2134		2235	2315
Cranbrook (CBK) d	1739	1802		1839		1939			2039		2139		2239	2319
Whimble (WHM) d	1744			1844		1944					2144		2244	2324
Feniton (FNT) d	1749	1810		1849					2047		2149		2250	2329
Honiton (HON) d	1756	1818		1856		1955			2055		2156		2257	2337
Axminster (AXM) d	1808	1828a		1908		2006			2106		2208		2308	2348
Crewkerne (CKN) d	1821			1921		2019			2119		2221		2321	0002
Yeovil Pen Mill (YVP) d							2030			2130		2152		
Yeovil Junction (YVJ) a	1829			1929		2028	2035		2128	2135	2229		2330	0009
Yeovil Junction (YVJ) d	1830			1930		2029			2129		2230	2145g	2331	
Sherborne (SHE) d	1837			1937		2035			2135		2236			
Templecombe (TMC) d	1844			1944		2043			2143		2244			
Gillingham (Dorset) (GIL) d	1852			1952		2051			2151		2252			
Tisbury (TIS) d	1903			2003		2101			2201		2303			
Castle Cary (CLC) d												2220		
Bruton (BRU) d												2225		
Frome (FRO) d												2245		
Westbury (WSB) d												2314		
Warminster (WMN) d												2322		
Salisbury (SAL) a	1922			2022		2121			2221		2319	2342	0017	
Salisbury (SAL) d	1924		1947	2023	2047	2125		2149	2225					
Grateley (GRT) d			1959	2059				2201	2237					
Andover (ADV) d	1947e		2006	2041	2106	2142		2208	2244					
Whitchurch (Hants) (WCH) d			2014	2114				2216	2252					
Overton (OVR) d			2020	2120				2222	2258					
Basingstoke (BSK) d	2011c		2029a	2059	2129a	2200		2233	2307					
Reading (RDG) 7 a								2250						
Woking (WOK) d	2035			2118		2219			2327					
Clapham Junction (CLJ) 10 a	2054			2138		2238			2346					
London Waterloo (WAT) 15 a	2103			2149		2249			2356h					

NOTES (see introductory pages for explanation of train operator codes and standard symbols)

- a Arrival time
 - d Departure time
 - c Arrives 3 minutes earlier
 - e Arrives 7 minutes earlier
 - g Calls at Yeovil Junction before Yeovil Pen Mill
 - h On Fridays arrives 1 minute earlier
- D From Barnstaple, see table 136

Exeter, Axminster, Yeovil, Westbury and Salisbury to London

Saturdays

Operator Train ID Days of operation/Notes 1st Class/Reservations/Bus/Ferry	SW 1L92	SW 1L12 A	SW 1L12 B	SW 1L14 A	SW 1L14 B	SW 1L16 A	SW 1L16 B	SW 1L18	SW 1L20	SW 1L22	SW 1L24	SW 1O26	SW 1L26	SW 1L28	SW 1L30	SW 1L32	SW 1L34	SW 1L36
Exeter St Davids (EXD) 6 d									0510				0640	0725		0824		0925
Exeter Central (EXC) d									0514				0645	0729		0828		0930
Pinhoe (PIN) d									0519				0650	0733		0833		0934
Cranbrook (CBK) d									0523				0654	0738		0837		0940
Whimble (WHM) d									0528				0659	0743		0842		0945
Feniton (FNT) d									0534				0705			0847		
Honiton (HON) d									0541	0620			0713	0755		0855		0955
Axminster (AXM) d									0552	0631			0724	0806		0906		1006
Crewkerne (CKN) d	0002								0605	0644			0737	0819		0919		1019
Yeovil Pen Mill (YVP) d																		
Yeovil Junction (YVJ) a	0009								0614	0653			0746	0828		0928		1028
Yeovil Junction (YVJ) d									0620	0654			0753	0829		0929	0953	1029
Sherborne (SHE) d									0626	0700			0759	0835		0935	0959	1035
Templecombe (TMC) d									0634	0708			0807	0843		0943	1007	1043
Gillingham (Dorset) (GIL) d									0642	0717			0817c	0851		0951	1017c	1051
Tisbury (TIS) d									0652	0727			0827	0901		1001	1027	1101
Castle Cary (CLC) d													0736					
Bruton (BRU) d													0741					
Frome (FRO) d													0754					
Westbury (WSB) d													0810					
Warminster (WMN) d													0818					
Salisbury (SAL) a								0707	0742			0837	0842	0916		1016	1042	1116
Salisbury (SAL) d		0512	0515	0544	0547	0620	0621	0646	0721	0746	0821		0847	0921	0947	1021	1047	1121
Grateley (GRT) d		0524	0527	0556	0559			0659		0759			0859		0959		1059	
Andover (ADV) d		0532	0535	0604	0606	0637	0638	0706	0738	0806	0838		0906	0938	1006	1038	1106	1138
Whitchurch (Hants) (WCH) d		0540	0543	0612	0614			0714		0814			0914		1014		1114	
Overton (OVR) d		0546	0549	0617	0620			0720		0820			0920		1020		1120	
Basingstoke (BSK) d		0559	0559	0630	0630	0657	0657	0730	0758	0830	0857		0930	0957	1030	1057	1130	1157
Reading (RDG) 7 a																		
Woking (WOK) d		0619	0619	0654	0654	0717	0717	0750	0818	0850	0916		0950	1016	1050	1116	1150	1216
Clapham Junction (CLJ) 10 a		0638	0638			0738	0738		0837		0936			1036		1136		1236
London Waterloo (WAT) 15 a		0649	0649	0720	0720	0749	0749	0819	0849	0919	0949		1019	1049	1119	1149	1219	1249

NOTES (see introductory pages for explanation of train operator codes and standard symbols)

- a Arrival time
- d Departure time
- c Arrives 3 minutes earlier
- A Runs from 15 October
- B Runs until 8 October

Exeter, Axminster, Yeovil, Westbury and Salisbury to London

Saturdays

Operator Train ID 1st Class/Reservations/Bus/Ferry	SW 1L38 □	SW 1O40 □	SW 1L40 □	SW 1L42 □	SW 1L44 □	SW 1L46 □	SW 1L48 □	SW 1L50 □	SW 1L52 □	SW 1L54 □	SW 1L56 □	SW 1L58 □	SW 1L60 □	SW 1L62 □	SW 1L64 □	SW 1L66 □	SW 1L68 □	SW 1L72 □
Exeter St Davids (EXD) 6 d			1025		1125		1225		1325		1425		1525		1625		1725	1825
Exeter Central (EXC) d			1030		1130		1230		1330		1430		1530		1630		1730	1830
Pinhoe (PIN) d			1034		1134		1234		1334		1434		1534		1634		1734	1834
Cranbrook (CBK) d			1039		1139		1239		1339		1439		1539		1639		1739	1839
Whimble (WHM) d					1144				1344				1544				1744	
Feniton (FNT) d			1047				1247				1447				1647		1749	1847
Honiton (HON) d			1055		1155		1255		1355		1455		1555		1655		1756	1855
Axminster (AXM) d			1106		1206		1306		1406		1506		1606		1706		1808	1906
Crewkerne (CKN) d			1119		1219		1319		1419		1519		1619		1719		1821	1919
Yeovil Pen Mill (YVP) d																		
Yeovil Junction (YVJ) a			1128		1228		1328		1428		1528		1628		1728		1829	1928
Yeovil Junction (YVJ) d			1129		1229		1329		1429		1529		1629		1729		1830	1929
Sherborne (SHE) d			1135		1235		1335		1435		1535		1635		1735		1837	1935
Templecombe (TMC) d			1143		1243		1343		1443		1543		1643		1743		1844	1943
Gillingham (Dorset) (GIL) d			1151		1251		1351		1451		1551		1651		1751		1852	1951
Tisbury (TIS) d			1201		1301		1401		1501		1601		1701		1801		1903	2001
Castle Cary (CLC) d																		
Bruton (BRU) d																		
Frome (FRO) d			1130															
Westbury (WSB) d			1143															
Warminster (WMN) d			1150															
Salisbury (SAL) a			1211 1216		1317		1416		1516		1616		1716		1816		1918	2016
Salisbury (SAL) d	1147		1221	1247	1321	1347	1421	1447	1521	1547	1621	1647	1721	1747	1821	1847	1921	2026
Grateley (GRT) d	1159			1259		1359		1459		1559		1659		1759		1859	1934	2038
Andover (ADV) d	1206		1238	1306	1338	1406	1438	1506	1538	1606	1638	1706	1738	1806	1838	1906	1942	2045
Whitchurch (Hants) (WCH) d	1214			1314		1414		1514		1614		1714		1814		1914	1950	2053
Overton (OVR) d	1220			1320		1420		1520		1620		1720		1820		1920	1956	2059
Basingstoke (BSK) d	1230		1257	1330	1357	1430	1457	1530	1557	1630	1657	1730	1757	1830	1857	1930	2010e	2111c
Reading (RDG) 7 a																		
Woking (WOK) d	1250		1316	1350	1416	1450	1516	1550	1616	1650	1716	1750	1816	1850	1916	1950	2036f	2136f
Clapham Junction (CLJ) 10 a			1336		1436		1536		1636		1736		1836		1936		2055	2155
London Waterloo (WAT) 15 a	1319		1349	1419	1449	1519	1549	1619	1649	1719	1749	1819	1849	1919	1949	2019	2104	2204

NOTES (see introductory pages for explanation of train operator codes and standard symbols)

- a Arrival time
- d Departure time
- c Arrives 3 minutes earlier
- e Arrives 4 minutes earlier
- f Arrives 5 minutes earlier

Exeter, Axminster, Yeovil, Westbury and Salisbury to London

Saturdays

1st Class/Reservations/Bus/Ferry	Operator Train ID	SW 1L74 □	SW 1L76 □	SW 1V55 □	SW 1L80 □	SW 1L84 □	SW 1L88 □
Exeter St Davids (EXD)	6 d		1925		2025	2125	2300
Exeter Central (EXC)	d		1930		2030	2130	2304
Pinhoe (PIN)	d		1934		2034	2134	2309
Cranbrook (CBK)	d		1939		2039	2139	2313
Whimple (WHM)	d		1944		2044	2144	2318
Feniton (FNT)	d				2049	2149	2324
Honiton (HON)	d		1955		2056	2156	2332
Axminster (AXM)	d		2006		2108	2208	2343
Crewkerne (CKN)	d		2019		2121	2221	2356
Yeovil Pen Mill (YVP)	d			2039			
Yeovil Junction (YVJ)	a		2028	2045	2129	2229	0005
Yeovil Junction (YVJ)	d		2029		2130	2230	0006
Sherborne (SHE)	d		2035		2137	2237	
Templecombe (TMC)	d		2043		2144	2244	
Gillingham (Dorset) (GIL)	d		2051		2152	2252	
Tisbury (TIS)	d		2101		2203	2303	
Castle Cary (CLC)	d						
Bruton (BRU)	d						
Frome (FRO)	d						
Westbury (WSB)	d						
Warminster (WMN)	d						
Salisbury (SAL)	a		2116		2218	2323	0041
Salisbury (SAL)	d	2052	2126		2226		
Grateley (GRT)	d		2138		2238		
Andover (ADV)	d	2112e	2145		2245		
Whitchurch (Hants) (WCH)	d		2153		2253		
Overton (OVR)	d		2159		2259		
Basingstoke (BSK)	d	2130	2209		2309		
Reading (RDG)	7 a						
Woking (WOK)	d	2150	2228		2329		
Clapham Junction (CLJ)	10 a		2247		2348		
London Waterloo (WAT)	15 a	2219	2258		0001		

NOTES (see introductory pages for explanation of train operator codes and standard symbols)

- a Arrival time
- d Departure time
- e Arrives 4 minutes earlier

Exeter, Axminster, Yeovil, Westbury and Salisbury to London

Sundays

Operator Train ID Days of operation/Notes 1st Class/Reservations/Bus/Ferry	SW	SW	SW	SW	SW	SW	SW	SW	SW	SW	SW	SW	SW	SW	SW	SW	SW
	1L88	1L18	1L18	1L20	1L20	1J22	1J22	1L24	1J26	1L28	1J30	1L32	1J34	1O36	1L36	1J38	1L40
Exeter St Davids (EXD) 6 d												0824			0925		1025
Exeter Central (EXC) d												0828			0930		1030
Pinhoe (PIN) d												0835			0934		1034
Cranbrook (CBK) d												0840			0939		1039
Whimble (WHM) d															0944		
Feniton (FNT) d												0848					1047
Honiton (HON) d												0856			0955		1055
Axminster (AXM) d												0907			1006		1106
Crewkerne (CKN) d												0920			1019		1119
Yeovil Pen Mill (YVP) d														0953			
Yeovil Junction (YVJ) a												0929			1028		1128
Yeovil Junction (YVJ) d	0006							0729		0829		0930		0945e	1029		1129
Sherborne (SHE) d								0735		0835		0936			1035		1135
Templecombe (TMC) d								0743		0843		0944			1043		1143
Gillingham (Dorset) (GIL) d								0751		0851		0952			1051		1151
Tisbury (TIS) d								0801		0901		1002			1101		1201
Castle Cary (CLC) d															1007		
Bruton (BRU) d															1012		
Frome (FRO) d															1024		
Westbury (WSB) d															1043		
Warminster (WMN) d															1051		
Salisbury (SAL) a	0041							0816		0916		1016		1112	1116		1216
Salisbury (SAL) d		0642	0645	0724	0727	0739	0741	0827	0844	0927	0944	1027	1044		1127	1144	1227
Grateley (GRT) d				0736	0739				0856		0956		1056			1156	
Andover (ADV) d		0659	0702	0743	0746	0756	0758	0845	0903	0945	1003	1045	1103		1145	1203	1245
Whitchurch (Hants) (WCH) d				0751	0754				0911		1011		1111			1211	
Overton (OVR) d				0757	0800				0917		1017		1117			1217	
Basingstoke (BSK) d		0720	0720	0810	0810	0817	0817	0904	0928	1004	1028	1104	1128		1204	1228	1304
Reading (RDG) 7 a						0844	0844		0947		1047		1147			1247	
Woking (WOK) d		0740	0740	0830	0830			0924		1025		1124			1224		1324
Clapham Junction (CLJ) 10 a		0805	0805	0857	0857			0948		1044		1144			1243		1343
London Waterloo (WAT) 15 a		0823	0823	0912	0912			1000		1057		1157			1254		1354





NOTES (see introductory pages for explanation of train operator codes and standard symbols)

- a Arrival time
- d Departure time
- e Calls at Yeovil Junction before Yeovil Pen Mill

- A Runs from 9 October
- B Runs until 2 October

Exeter, Axminster, Yeovil, Westbury and Salisbury to London

Sundays

Operator Train ID 1st Class/Reservations/Bus/Ferry	SW 1J42 □	SW 1L44 □	SW 1J46 □	SW 1L48 □	SW 1J50 □	SW 1L52 □	SW 1J54 □	SW 1L56 □	SW 1L58 □	SW 1L60 □	SW 1L62 □	SW 1L64 □	SW 1L66 □	SW 1L68 □	SW 1L72 □	SW 1L76 □	SW 1L80 □
Exeter St Davids (EXD)  d		1125		1225		1325		1425		1525		1625		1725	1825	1925	2025
Exeter Central (EXC) d		1130		1230		1330		1430		1530		1630		1730	1830	1930	2030
Pinhoe (PIN) d		1134		1234		1334		1434		1534		1634		1734	1834	1934	2034
Cranbrook (CBK) d		1139		1239		1339		1439		1539		1639		1739	1839	1939	2039
Whimble (WHM) d		1144				1344				1544				1744		1944	2044
Feniton (FNT) d				1247				1447				1647			1847		2049
Honiton (HON) d		1155		1255		1355		1455		1555		1655		1755	1855	1955	2056
Axminster (AXM) d		1206		1306		1406		1506		1606		1706		1806	1906	2006	2108
Crewkerne (CKN) d		1219		1319		1419		1519		1619		1719		1819	1919	2019	2121
Yeovil Pen Mill (YVP) d								1543									
Yeovil Junction (YVJ) a		1228		1328		1428		1528	1548	1628		1728		1828	1928	2028	2129
Yeovil Junction (YVJ) d		1229		1329		1429		1529	1553	1629		1729		1829	1929	2029	2130
Sherborne (SHE) d		1235		1335		1435		1535	1559	1635		1735		1835	1935	2035	2137
Templecombe (TMC) d		1243		1343		1443		1543	1607	1643		1743		1843	1943	2043	2144
Gillingham (Dorset) (GIL) d		1251		1351		1451		1551	1618c	1651	1717	1751		1851	1951	2051	2152
Tisbury (TIS) d		1301		1401		1501		1601	1629	1701	1728	1801		1901	2001	2101	2203
Castle Cary (CLC) d																	
Bruton (BRU) d																	
Frome (FRO) d																	
Westbury (WSB) d																	
Warminster (WMN) d																	
Salisbury (SAL) a		1316		1416		1516		1616	1643	1716	1742	1816		1916	2016	2116	2217
Salisbury (SAL) d	1244	1327	1344	1427	1444	1527	1544	1627	1644	1727	1744	1827	1844	1927	2021	2121	2227
Grateley (GRT) d	1256		1356		1456		1556		1656		1756		1856		2033	2133	2239
Andover (ADV) d	1303	1345	1403	1445	1503	1545	1603	1645	1704	1745	1803	1845	1903	1945	2040	2140	2246
Whitchurch (Hants) (WCH) d	1311		1411		1511		1611		1712		1811		1911		2048	2148	2254
Overton (OVR) d	1317		1417		1517		1617		1717		1817		1917		2054	2154	2300
Basingstoke (BSK) d	1328	1404	1428	1504	1528	1604	1628	1704	1728	1804	1827	1904	1927	2004	2104	2204	2310
Reading (RDG)  a	1347		1449		1547		1647										
Woking (WOK) d		1424		1524		1624		1724		1824		1924		2024	2124	2224	2330
Clapham Junction (CLJ)  a		1443		1543		1643		1743	1810	1843	1908	1943	2010	2043	2143	2243	2349
London Waterloo (WAT)  a		1454		1554		1654		1754	1819	1854	1917	1954	2019	2054	2154	2254	2358

NOTES (see introductory pages for explanation of train operator codes and standard symbols)

- a Arrival time
- d Departure time
- c Arrives 4 minutes earlier

Exeter, Axminster, Yeovil, Westbury and Salisbury to London

Sundays

1st Class/Reservations/Bus/Ferry	Operator Train ID	SW	SW	SW
		1L84 1	1L88 1	1L90 1
Exeter St Davids (EXD)	6 d	2125	2225	2313
Exeter Central (EXC)	d	2130	2230	2318
Pinhoe (PIN)	d	2134	2236	2323s
Cranbrook (CBK)	d	2139	2240	2328s
Whimble (WHM)	d	2144	2245	
Feniton (FNT)	d	2149	2251	
Honiton (HON)	d	2156	2258	2340s
Axminster (AXM)	d	2208	2309	2352s
Crewkerne (CKN)	d	2221	2322	0008s
Yeovil Pen Mill (YVP)	d			
Yeovil Junction (YVJ)	a	2229	2331	0017
Yeovil Junction (YVJ)	d	2230	2333	
Sherborne (SHE)	d	2237		
Templecombe (TMC)	d	2244		
Gillingham (Dorset) (GIL)	d	2252		
Tisbury (TIS)	d	2303		
Castle Cary (CLC)	d			
Bruton (BRU)	d			
Frome (FRO)	d			
Westbury (WSB)	d			
Warminster (WMN)	d			
Salisbury (SAL)	a	2317	0020	
Salisbury (SAL)	d			
Grateley (GRT)	d			
Andover (ADV)	d			
Whitchurch (Hants) (WCH)	d			
Overton (OVR)	d			
Basingstoke (BSK)	d			
Reading (RDG)	7 a			
Woking (WOK)	d			
Clapham Junction (CLJ)	10 a			
London Waterloo (WAT)	15 a			

NOTES (see introductory pages for explanation of train operator codes and standard symbols)

- a Arrival time
- d Departure time
- s Stops to set down only