

London to Woking, Guildford, Aldershot, Farnham, Alton and Basingstoke

**Mondays to Fridays**

Operator Train ID Days of operation/Notes 1st Class/Reservations/Bus	SW 1A75 MX F	SW 2L77 MO F	SW 2A77 MO F	SW 2P77 MX A F	SW 2L77 MX F	SW 2F73 MO F	SW 1P79 MO A F	SW 1A77 MX F	SW 2B77 MX B F	SW 1L79 MO C F	SW 1L79 MX C F	SW 2F73 MX F	SW 1S75 MO F	SW 2L79 MX F	SW 2A79 MO F	SW 1B81 MO E F	SW 1S77 MX F	SW 2F77 MX F
London Waterloo (WAT) 15 d																0010		0009
Vauxhall (VXH) d																		0013
Clapham Junction (CLJ) 10 d																0017u		0018
Earlsfield (EAD) d																		0021
Wimbledon (WIM) 6 d																0023u		0025
Surbiton (SUR) 6 d														0006	0005			0035
Esher (ESH) d															0009			0039s
Hersham (HER) d															0012			0042s
Walton-On-Thames (WAL) d														0013	0015			0045s
Weybridge (WYB) d														0017	0018			0048s
Byfleet & New Haw (BFN) d													0002		0021		0036	0051s
West Byfleet (WBY) d												0003	0005	0022	0024		0039	0054s
Woking (WOK) a												0010	0011	0026	0030	0041	0046	0059
Woking (WOK) d				0001		0005	0002	0004	0004	0008	0009			0028	0033	0042		0100
Worplesdon (WPL) d																		
Guildford (GLD) a				0008		0016	0010											0107
Brookwood (BKO) 3 d					0003			0009						0034	0039			
Ash Vale (AHV) d								0017										0047
Aldershot (AHT) d				0003				0022										0052
Farnham (FNH) d				0014				0028										0057a
Bentley (BTY) d	0004			0024e				0035										
Alton (AON) a	0011			0031				0042										
Farnborough (Main) (FNB) d					0011				0015	0019					0041			
Fleet (FLE) d		0004			0016				0020	0024					0047			
Winchfield (WNF) d		0010			0022										0052s			
Hook (HOK) d		0014			0026										0057s			
Basingstoke (BSK) a		0021			0035				0034	0039	0028				0106		0100	

Operator Train ID Days of operation/Notes 1st Class/Reservations/Bus	SW MO F	SW 2P05 A F	SW 1W51 F F	SW 1A05 A F	SW 2P07 A D	SW 2T09 D F	SW 1A07 A F	SW 2F03 A F	SW 2P09 A F	SW 1A09 A F	SW 1W53 F F	SW 1L11 G F	SW 2F05 A D	SW 2P11 A D	SW 2T13 D A	SW 1P13 A F	SW 1A11 A F	SW 1W87 F F
London Waterloo (WAT) 15 d	0105	0508	0530		0520			0550	0615		0630	0635	0620	0645	0642	0700	0653	0703
Vauxhall (VXH) d		0512			0524			0554					0624					
Clapham Junction (CLJ) 10 d	0121u	0517	0537u		0529			0559	0622u		0637u	0642u	0629	0652u	0649u		0700u	0710u
Earlsfield (EAD) d					0532			0602					0632					
Wimbledon (WIM) 6 d		0523	0543		0536			0606					0636					
Surbiton (SUR) 6 d		0531			0544			0614					0644		0700		0711	
Esher (ESH) d					0548			0618					0648					
Hersham (HER) d					0552			0621					0651					
Walton-On-Thames (WAL) d		0538			0555			0624					0654		0707			
Weybridge (WYB) d		0542			0559			0627					0657		0711			
Byfleet & New Haw (BFN) d					0603			0630					0700					
West Byfleet (WBY) d	0211s	0546			0607			0633					0703				0721	
Woking (WOK) a	0220	0550	0559		0611			0638	0642		0656	0701	0708	0712	0718	0724	0726	0729
Woking (WOK) d		0552	0601	0602	0613	0618	0630		0643	0657	0657	0702		0713	0719	0725	0730	0730
Worplesdon (WPL) d					0618				0648					0718				
Guildford (GLD) a		0600			0623				0654					0724		0732		
Brookwood (BKO) 3 d				0608		0625	0636			0706c					0725			0736
Ash Vale (AHV) d				0616			0645			0717								0744
Aldershot (AHT) d				0621			0651			0723								0750
Farnham (FNH) d				0627			0657			0729								0756
Bentley (BTY) d				0633			0703			0735								0802
Alton (AON) a				0640			0711			0742								0810
Farnborough (Main) (FNB) d						0633										0733		
Fleet (FLE) d						0638										0738		
Winchfield (WNF) d						0644										0744		
Hook (HOK) d						0648										0748		
Basingstoke (BSK) a			0620			0658					0716	0722			0756			0748

For the complete service between London and Surbiton see table 161  
 For the complete service between Ash Vale and Farnham see table 152s

**NOTES** (see introductory pages for explanation of train operator codes and standard symbols)

- a Arrival time
- d Departure time
- s Stops to set down only
- u Stops to pick up only
- c Arrives 3 minutes earlier
- e Arrives 4 minutes earlier
- A To Portsmouth Harbour, see table 155
- B To Bournemouth, see table 154
- C To Salisbury, see table 153
- D To Portsmouth Harbour via Eastleigh, see table 154
- E To Southampton Central, see table 154
- F To Weymouth, see table 154
- G To Gillingham (Dorset), see table 153
- MO Mondays only
- MX Not Mondays

## London to Woking, Guildford, Aldershot, Farnham, Alton and Basingstoke

## Mondays to Fridays

Operator Train ID Days of operation/Notes 1st Class/Reservations/Bus	SW 1L13 H I	SW 2F85 A I	SW 2P13 A I	SW 2L97 I	SW 1F93 I	SW 1P15 A I	SW 1W55 F I	SW 1A13 I	SW 2F09 I	SW 2P15 J I	SW 1V15 K I	SW 2L99 I	SW 1P17 A I	SW 1A15 I	SW 1W57 L I	SW 1T17 D I	SW 2F87 I	SW 1L17 H I
London Waterloo (WAT)  15 d	0710	0650	0715	0712	0727	0730	0735	0723	0720	0745	0750	0742	0800	0753	0805	0808	0750	0820
Vauxhall (VXH)  d		0654							0724								0754	
Clapham Junction (CLJ)  10 d	0717u	0659	0723u	0720u				0730u	0729	0752u	0757u			0800u	0812u		0759	0828u
Earlsfield (EAD) d		0702							0732								0802	
Wimbledon (WIM)  6 d		0706							0736								0806	
Surbiton (SUR)  6 d		0714		0730				0741	0744			0800		0811			0814	
Esher (ESH) d		0718							0748								0818	
Hersham (HER) d		0721							0751								0821	
Walton-On-Thames (WAL) d		0724		0737					0754			0807					0824	
Weybridge (WYB) d		0727		0741					0757			0811					0827	
Byfleet & New Haw (BFN) d		0730							0800								0830	
West Byfleet (WBY) d		0733						0751	0803					0821			0833	
Woking (WOK) a	0735	0737	0743	0748	0753	0755	0758	0800	0808	0811	0816	0818	0825	0830		0833	0837	0846
Woking (WOK) d	0736	0739	0743	0749		0755	0800	0802		0813	0817	0819	0826	0831		0834	0839	0846
Worplesdon (WPL) d			0748							0818								
Guildford (GLD) a		0747	0754			0804				0824			0833				0850	
Brookwood (BKO)  3 d				0755				0808				0825		0837				
Ash Vale (AHV) d								0816						0845				
Aldershot (AHT) d								0821						0850				
Farnham (FNH) d								0827						0856				
Bentley (BTY) d								0833						0902				
Alton (AON) a								0840						0910				
Farnborough (Main) (FNB) d				0803									0833				0845	
Fleet (FLE) d				0808									0838					
Winchfield (WNF) d				0814									0844					
Hook (HOK) d				0818									0848					
Basingstoke (BSK) a	0758			0826		0818					0836	0858			0848	0858		0905




Operator Train ID Days of operation/Notes 1st Class/Reservations/Bus	SW 2L17 I	SW 1P19 A I	SW 1W17 F I	SW 1A17 I	SW 2F13 I	SW 2P19 J I	SW 1L19 C I	SW 2L19 I	SW 1P21 M I	SW 1A19 I	SW 1W59 F I	SW 1T21 D I	SW 2F15 I	SW 1L21 H I	SW 2L21 I	SW 1P23 A I	SW 1W19 F I	SW 1A21 I
London Waterloo (WAT)  15 d	0812	0830	0835	0824	0820	0845	0850	0842	0900	0853	0905	0909	0850	0920	0912	0930	0935	0924
Vauxhall (VXH)  d					0824								0854					
Clapham Junction (CLJ)  10 d	0819u				0829	0853u				0900u	0912u		0859	0927u	0919u			
Earlsfield (EAD) d					0832								0902					
Wimbledon (WIM)  6 d					0836								0906					
Surbiton (SUR)  6 d	0830			0841	0844			0900		0911			0914		0930			0941
Esher (ESH) d					0848								0918					
Hersham (HER) d					0851								0921					
Walton-On-Thames (WAL) d	0837				0854			0907					0924		0937			
Weybridge (WYB) d	0841				0857			0911					0927		0941			
Byfleet & New Haw (BFN) d					0900								0930					
West Byfleet (WBY) d				0851	0903					0921			0933					0951
Woking (WOK) a	0848	0854	0858	0900	0908	0912	0915	0918	0924	0928		0933	0938	0945	0948	0954	0958	0959
Woking (WOK) d	0849	0855		0900		0913	0916	0919	0925	0929		0934		0946	0949	0955		1000
Worplesdon (WPL) d						0918												
Guildford (GLD) a		0902				0924			0932							1002		
Brookwood (BKO)  3 d	0855			0906				0925		0936					0955			1006
Ash Vale (AHV) d				0914						0944								1014
Aldershot (AHT) d				0920						0950								1020
Farnham (FNH) d				0926						0956								1026
Bentley (BTY) d										1002								
Alton (AON) a				0958						1010								1037
Farnborough (Main) (FNB) d	0903							0933					0946		1003			
Fleet (FLE) d	0908							0938							1008			
Winchfield (WNF) d	0914							0944							1014			
Hook (HOK) d	0918							0948							1018			
Basingstoke (BSK) a	0928					0936	0958			0947	0959			1005	1028			




## NOTES (see introductory pages for explanation of train operator codes and standard symbols)

- a Arrival time
- d Departure time
- u Stops to pick up only
- A To Portsmouth Harbour, see table 155
- C To Salisbury, see table 153
- D To Portsmouth Harbour via Eastleigh, see table 154
- F To Weymouth, see table 154
- H To Exeter St Davids, see table 153
- J To Portsmouth & Southsea, see table 155
- K To Yeovil Pen Mill, see table 153
- L To Weymouth/Poole, see table 154
- M To Haslemere, see table 155

## London to Woking, Guildford, Aldershot, Farnham, Alton and Basingstoke

## Mondays to Fridays

Operator Train ID Days of operation/Notes 1st Class/Reservations/Bus	SW 2F17	SW 2P23 J I	SW 2L23 I	SW 1P25 M I	SW 1A23 I	SW 1W61 F I	SW 1T25 D I	SW 2F19	SW 1L25 H I	SW 2L25 I	SW 1P27 A I	SW 1W21 F I	SW 1A25 I	SW 2F21 I	SW 2P27 J I	SW 2L27 I	SW 1P29 M I	SW 1A27 I
London Waterloo (WAT)  15 d	0920	0945	0942	1000	0953	1005	1009	0950	1020	1012	1030	1035	1023	1020	1045	1042	1100	1053
Vauxhall (VXH)  d	0924							0954						1024				
Clapham Junction (CLJ) 10 d	0929	0952u			1000u	1012u		0959	1027u	1019u			1030u	1029	1052u			1100u
Earlsfield (EAD) d	0932							1002						1032				
Wimbledon (WIM)  6 d	0936							1006						1036				
Surbiton (SUR) 6 d	0944		1000		1011			1014		1030			1041	1044		1100		1111
Esher (ESH) d	0948							1018						1048				
Hersham (HER) d	0951							1021						1051				
Walton-On-Thames (WAL) d	0954		1007					1024		1037				1054		1107		
Weybridge (WYB) d	0957		1011					1027		1041				1057		1111		
Byfleet & New Haw (BFN) d	1000							1030						1100				
West Byfleet (WBY) d	1003				1021			1033					1051	1103				1121
Woking (WOK) a	1008	1012	1018	1024	1029		1033	1038	1045	1049	1054	1058	1059	1108	1112	1119	1124	1129
Woking (WOK) d		1013	1019	1025	1030		1034		1046	1049	1055		1100		1113	1120	1125	1130
Worplesdon (WPL) d		1018												1118				
Guildford (GLD) a		1024		1032							1102			1124		1132		
Brookwood (BKO) 3 d			1025		1036					1056			1106			1126		1136
Ash Vale (AHV) d					1044								1114					1144
Aldershot (AHT) d					1050								1120					1150
Farnham (FNH) d					1056								1126					1156
Bentley (BTY) d					1102													1202
Alton (AON) a					1110								1137					1210
Farnborough (Main) (FNB) d			1033				1045			1104						1134		
Fleet (FLE) d			1038							1109						1139		
Winchfield (WNF) d			1044							1115						1145		
Hook (HOK) d			1048							1118						1149		
Basingstoke (BSK) a			1058			1047	1058		1105	1128						1158		





Operator Train ID Days of operation/Notes 1st Class/Reservations/Bus	SW 1W63 F I	SW 1T29 D I	SW 2F23 I	SW 1L29 H I	SW 2L29 I	SW 1P31 A I	SW 1W23 F I	SW 1A29 I	SW 2F25 I	SW 2P31 J I	SW 2L31 I	SW 1P33 M I	SW 1A31 I	SW 1W65 F I	SW 1T33 D I	SW 2F27 I	SW 1L33 H I	SW 2L33 I
London Waterloo (WAT)  15 d	1105	1109	1050	1120	1112	1130	1135	1123	1120	1145	1142	1200	1153	1205	1209	1150	1220	1212
Vauxhall (VXH)  d			1054						1124							1154		
Clapham Junction (CLJ) 10 d	1112u		1059	1127u	1119u			1130u	1129	1152u			1200u	1212u		1159	1227u	1219u
Earlsfield (EAD) d			1102						1132							1202		
Wimbledon (WIM)  6 d			1106						1136							1206		
Surbiton (SUR) 6 d			1114		1130			1141	1144		1201		1211			1214		1230
Esher (ESH) d			1118						1148							1218		
Hersham (HER) d			1121						1151							1221		
Walton-On-Thames (WAL) d			1124		1137				1154		1208					1224		1237
Weybridge (WYB) d			1127		1141				1157		1212					1227		1241
Byfleet & New Haw (BFN) d			1130						1200							1230		
West Byfleet (WBY) d			1133					1151	1203				1221			1233		
Woking (WOK) a		1133	1138	1145	1148	1154	1158	1159	1208	1211	1218	1224	1229		1233	1238	1245	1248
Woking (WOK) d		1134		1146	1149	1155		1200		1214	1219	1225	1230		1234		1246	1249
Worplesdon (WPL) d									1218									
Guildford (GLD) a						1202			1224		1232							
Brookwood (BKO) 3 d					1155			1206			1225		1236					1255
Ash Vale (AHV) d								1214					1244					
Aldershot (AHT) d								1220					1250					
Farnham (FNH) d								1226					1256					
Bentley (BTY) d													1302					
Alton (AON) a								1237					1310					
Farnborough (Main) (FNB) d		1145			1203						1233				1245			1303
Fleet (FLE) d					1208						1238							1308
Winchfield (WNF) d					1214						1244							1314
Hook (HOK) d					1218						1248							1318
Basingstoke (BSK) a	1148	1158		1205	1228						1258			1247	1258		1305	1328





## NOTES (see introductory pages for explanation of train operator codes and standard symbols)

- a Arrival time
- d Departure time
- u Stops to pick up only
- A To Portsmouth Harbour, see table 155
- D To Portsmouth Harbour via Eastleigh, see table 154
- F To Weymouth, see table 154
- H To Exeter St Davids, see table 153
- J To Portsmouth & Southsea, see table 155
- M To Haslemere, see table 155

## London to Woking, Guildford, Aldershot, Farnham, Alton and Basingstoke

## Mondays to Fridays

Operator Train ID Days of operation/Notes 1st Class/Reservations/Bus	SW	SW	SW	SW	SW	SW	SW	SW	SW	SW	SW	SW	SW	SW	SW	SW	SW	
	1P35 A □	1W25 F □	1A33 □	2F29 □	2P35 J □	2L35 □	1P37 M □	1A35 □	1W67 F □	1T37 D □	2F31 □	1L37 H □	2L37 □	1P39 A □	1W27 F □	1A37 □	2F33 □	2P39 J □
London Waterloo (WAT)  15 d	1230	1235	1223	1220	1245	1242	1300	1253	1305	1309	1250	1320	1312	1330	1335	1323	1320	1345
Vauxhall (VXH)  d				1224							1254						1324	
Clapham Junction (CLJ) 10 d			1230u	1229	1252u				1300u	1312u			1327u	1319u			1330u	1329
Earlsfield (EAD) d				1232							1302						1332	
Wimbledon (WIM)  6 d				1236							1306						1336	
Surbiton (SUR) 6 d			1241	1244		1300		1311			1314		1330			1341	1344	
Esher (ESH) d				1248							1318						1348	
Hersham (HER) d				1251							1321						1351	
Walton-On-Thames (WAL) d				1254		1307					1324		1337				1354	
Weybridge (WYB) d				1257		1311					1327		1341				1357	
Byfleet & New Haw (BFN) d				1300							1330						1400	
West Byfleet (WBY) d			1251	1303				1321			1333					1351	1403	
Woking (WOK) a	1254	1258	1259	1308	1312	1318	1324	1329		1333	1338	1345	1348	1354	1358	1359	1408	1412
Woking (WOK) d	1255		1300		1313	1319	1325	1330		1334		1346	1349	1355		1400		1413
Worplesdon (WPL) d					1318													1418
Guildford (GLD) a	1302				1324		1332							1402				1423
Brookwood (BKO)  3 d			1306			1325		1336					1355			1406		
Ash Vale (AHV) d			1314					1344								1414		
Aldershot (AHT) d			1320					1350								1420		
Farnham (FNH) d			1326					1356								1426		
Bentley (BTY) d								1402										
Alton (AON) a			1337					1411								1437		
Farnborough (Main) (FNB) d						1333				1344			1403					
Fleet (FLE) d						1338							1408					
Winchfield (WNF) d						1344							1414					
Hook (HOK) d						1348							1418					
Basingstoke (BSK) a						1358			1348	1358		1405	1428					




Operator Train ID Days of operation/Notes 1st Class/Reservations/Bus	SW	SW	SW	SW	SW	SW	SW	SW	SW	SW	SW	SW	SW	SW	SW	SW	SW	SW
	2L39 □	1P41 M □	1A39 □	1W69 F □	1T41 D □	2F35 □	1L41 H □	2L41 □	1P43 A □	1W29 F □	1A41 □	2F37 □	2P43 A □	2L43 □	1P45 A □	1A43 □	1W71 L □	1T45 D □
London Waterloo (WAT)  15 d	1342	1400	1353	1405	1409	1350	1420	1412	1430	1435	1423	1420	1445	1442	1500	1453	1505	1509
Vauxhall (VXH)  d						1354						1424						
Clapham Junction (CLJ) 10 d			1400u	1412u		1359	1427u	1419u			1430u	1429	1452u			1500u	1512u	
Earlsfield (EAD) d						1402						1432						
Wimbledon (WIM)  6 d						1406						1436						
Surbiton (SUR) 6 d	1400		1411			1414		1430			1441	1444		1500		1511		
Esher (ESH) d						1418						1448						
Hersham (HER) d						1421						1451						
Walton-On-Thames (WAL) d	1407					1424		1437				1454		1507				
Weybridge (WYB) d	1411					1427		1441				1457		1511				
Byfleet & New Haw (BFN) d						1430						1501						
West Byfleet (WBY) d			1421			1433					1451	1504				1521		
Woking (WOK) a	1419	1424	1429		1433	1438	1445	1448	1454	1458	1459	1509	1512	1518	1524	1529		1533
Woking (WOK) d	1420	1424	1430		1434		1446	1449	1455		1500		1513	1519	1525	1530		1534
Worplesdon (WPL) d													1518					
Guildford (GLD) a		1432							1502				1524		1532			
Brookwood (BKO)  3 d	1427		1436					1455			1506			1525		1536		
Ash Vale (AHV) d			1444								1514					1544		
Aldershot (AHT) d			1450								1520					1550		
Farnham (FNH) d			1456								1526					1556		
Bentley (BTY) d			1502													1602		
Alton (AON) a			1510								1537					1610		
Farnborough (Main) (FNB) d	1434				1445			1503						1533				1545
Fleet (FLE) d	1440							1508						1538				
Winchfield (WNF) d	1445							1514						1544				
Hook (HOK) d	1450							1518						1548				
Basingstoke (BSK) a	1458			1448	1458		1505	1528						1558			1547	1558




## NOTES (see introductory pages for explanation of train operator codes and standard symbols)

- a Arrival time
- d Departure time
- u Stops to pick up only
- A To Portsmouth Harbour, see table 155
- D To Portsmouth Harbour via Eastleigh, see table 154
- F To Weymouth, see table 154
- H To Exeter St Davids, see table 153
- J To Portsmouth & Southsea, see table 155
- L To Weymouth/Poole, see table 154
- M To Haslemere, see table 155

London to Woking, Guildford, Aldershot, Farnham, Alton and Basingstoke

**Mondays to Fridays**

Operator Train ID Days of operation/Notes 1st Class/Reservations/Bus	SW 2F39	SW 1L45 H H	SW 2T45 A A	SW 1P47 A A	SW 1W31 L L	SW 1A45	SW 2F41	SW 2P47 J J	SW 2L47	SW 1P49 A A	SW 1A47	SW 1W73 L L	SW 1T49 D D	SW 2F43	SW 1L49 H H	SW 2L49	SW 1P51 A A	SW 1A49
London Waterloo (WAT)  15 d	1450	1520	1512	1530	1535	1523	1520	1545	1542	1600	1553	1605	1609	1550	1621	1612	1630	1625
Vauxhall (VXH)  d	1454						1524							1554				
Clapham Junction (CLJ) 10 d	1459	1528u	1519u			1531u	1529	1552u			1600u	1612u		1559	1628u	1619u		
Earlsfield (EAD) d	1502						1532							1602				
Wimbledon (WIM)  6 d	1506						1536							1606				
Surbiton (SUR) 6 d	1514		1530			1541	1544		1600		1611			1614		1630		1641
Esher (ESH) d	1518						1548							1618				
Hersham (HER) d	1521						1551							1621				
Walton-On-Thames (WAL) d	1524		1537				1554		1607					1624		1637		
Weybridge (WYB) d	1527		1541				1557		1611					1627		1641		
Byfleet & New Haw (BFN) d	1530						1600							1630				
West Byfleet (WBY) d	1533					1551	1603				1621			1633				1651
Woking (WOK) a	1538	1545	1548	1554	1558	1559	1608	1612	1617	1624	1629		1633	1638		1650	1654	1657
Woking (WOK) d		1546	1549	1555		1600		1613	1618	1625	1630		1634		1647u	1651	1655	1659
Worplesdon (WPL) d								1618										
Guildford (GLD) a				1602				1623		1633							1702	
Brookwood (BKO) 3 d			1555			1606			1625		1636					1657		1705
Ash Vale (AHV) d						1614					1644							1713
Aldershot (AHT) d						1620					1650							1720
Farnham (FNH) d						1626					1656							1726
Bentley (BTY) d											1702							1732
Alton (AON) a						1637					1710							1739
Farnborough (Main) (FNB) d			1603							1633				1645		1704		
Fleet (FLE) d			1608							1638						1710		
Winchfield (WNF) d			1614							1644						1715		
Hook (HOK) d			1618							1648						1720		
Basingstoke (BSK) a		1605	1629							1658		1647	1658		1706	1730		




Operator Train ID Days of operation/Notes 1st Class/Reservations/Bus	SW 2F45	SW 2P51 J J	SW 1L51 N N	SW 2L51	SW 1P53 A A	SW 1A51	SW 1W75 L L	SW 1T53 D D	SW 2L53	SW 2F47	SW 1L53 H H	SW 2F91	SW 1A53	SW 1P55 A A	SW 1W35 L L	SW 2L55	SW 1L55 K K	SW 2F49
London Waterloo (WAT)  15 d	1620	1645	1650	1642	1700	1655	1705	1709	1711	1650	1720	1702	1725	1730	1735	1741	1750	1720
Vauxhall (VXH)  d	1624									1654								1724
Clapham Junction (CLJ) 10 d	1629	1652u	1657u			1702u				1659								1729
Earlsfield (EAD) d	1632									1702								1732
Wimbledon (WIM)  6 d	1636									1706								1736
Surbiton (SUR) 6 d	1644			1700						1714		1718						1744
Esher (ESH) d	1648									1718		1722						1748
Hersham (HER) d	1651									1721		1725						1751
Walton-On-Thames (WAL) d	1654			1707						1724		1729						1754
Weybridge (WYB) d	1657			1711						1727		1733						1757
Byfleet & New Haw (BFN) d	1700									1730		1736						1800
West Byfleet (WBY) d	1703					1721				1733		1739						1803
Woking (WOK) a	1711	1712		1720	1724	1729		1732	1736	1740		1746	1750	1754		1805		1810
Woking (WOK) d		1713	1716u	1721	1725	1730		1734	1737		1746u	1747	1751	1755		1806		
Worplesdon (WPL) d		1718												1801				
Guildford (GLD) a		1724			1733							1758		1807				
Brookwood (BKO) 3 d				1727		1736			1743							1812		
Ash Vale (AHV) d						1744							1803					
Aldershot (AHT) d						1750							1809					
Farnham (FNH) d						1756							1815					
Bentley (BTY) d						1802							1824					
Alton (AON) a						1809							1831					
Farnborough (Main) (FNB) d				1734					1751							1819		
Fleet (FLE) d				1740					1756							1825		
Winchfield (WNF) d				1745					1802							1830		
Hook (HOK) d				1750					1806							1835		
Basingstoke (BSK) a			1736	1800			1745	1753	1816		1805				1816	1845	1837	




**NOTES** (see introductory pages for explanation of train operator codes and standard symbols)

- a Arrival time
- d Departure time
- u Stops to pick up only
- A To Portsmouth Harbour, see table 155
- D To Portsmouth Harbour via Eastleigh, see table 154
- H To Exeter St Davids, see table 153
- J To Portsmouth & Southsea, see table 155
- K To Yeovil Pen Mill, see table 153
- L To Weymouth/Poole, see table 154
- N To Westbury, see table 153

## London to Woking, Guildford, Aldershot, Farnham, Alton and Basingstoke

## Mondays to Fridays

Operator Train ID Days of operation/Notes 1st Class/Reservations/Bus	SW	SW	SW	SW	SW	SW	SW	SW	SW	SW	SW	SW	SW	SW	SW	SW	SW	SW
	2F93	1P57 A	1A55	1W77 L	1T57 D	2L57	2F51	1L57 H	2F95	1A57	1P59 A	1W37 L	2L59	2P59 J	2F53	1A59	1P61 A	1W79 L
London Waterloo (WAT)  15 d	1732	1800	1755	1805	1809	1812	1750	1820	1802	1823	1830	1835	1841	1845	1820	1853	1900	1905
Vauxhall (VXH)  d							1754								1824			
Clapham Junction (CLJ) 10 d			1802u				1759	1827u		1830u			1848u		1829	1900u		1912u
Earlsfield (EAD) d							1802								1832			
Wimbledon (WIM)  6 d							1806								1836			
Surbiton (SUR) 6 d	1748						1814		1818	1841					1844	1911		
Esher (ESH) d	1752						1818		1822						1848			
Hersham (HER) d	1755						1821		1825						1851			
Walton-On-Thames (WAL) d	1759						1824		1829						1854			
Weybridge (WYB) d	1803						1827		1833						1857			
Byfleet & New Haw (BFN) d	1806						1830		1836						1900			
West Byfleet (WBY) d	1809		1821				1833		1839						1903	1921		
Woking (WOK) a	1814	1823	1825		1832	1836	1841		1847	1853	1856		1907	1910	1916	1926		
Woking (WOK) d	1816	1824	1826		1834	1837		1846u	1848	1855	1856		1908	1911		1927		
Worplesdon (WPL) d	1821								1853					1916				
Guildford (GLD) a	1829	1832							1900		1905			1922			1930	
Brookwood (BKO) 3 d			1832			1843							1915			1933		
Ash Vale (AHV) d			1840							1907					1940			
Aldershot (AHT) d			1846							1912					1947			
Farnham (FNH) d			1854							1918					1953			
Bentley (BTY) d			1900							1924					2000			
Alton (AON) a			1907							1931					2007			
Farnborough (Main) (FNB) d						1851								1922				
Fleet (FLE) d						1856								1928				
Winchfield (WNF) d						1902								1933				
Hook (HOK) d						1906								1938				
Basingstoke (BSK) a				1845	1854	1918		1905				1916	1949					1947

Operator Train ID Days of operation/Notes 1st Class/Reservations/Bus	SW	SW	SW	SW	SW	SW	SW	SW	SW	SW	SW	SW	SW	SW	SW	SW	SW	SW
	1T61 D	2L61	2F55	2Y61 E	1L61 H	1P63 A	1W81 F	1A61	2F57	2P63 J	2L63	1P65 M	1B65 B	1T65 D	2F59	1L65 H	1P67 A	1W83 F
London Waterloo (WAT)  15 d	1909	1911	1850	1915	1920	1930	1935	1925	1920	1945	1942	2000	2005	2009	1950	2020	2030	2035
Vauxhall (VXH)  d			1854						1924						1954			
Clapham Junction (CLJ) 10 d		1918u	1859	1922u	1928u			1933u	1929	1952u			2012u		1959	2027u		
Earlsfield (EAD) d			1902						1932						2002			
Wimbledon (WIM)  6 d			1906						1936						2006			
Surbiton (SUR) 6 d			1914						1944		2000				2014			
Esher (ESH) d			1918						1948						2018			
Hersham (HER) d			1921						1951						2021			
Walton-On-Thames (WAL) d			1924						1954		2007				2024			
Weybridge (WYB) d			1927						1957		2011				2027			
Byfleet & New Haw (BFN) d			1930						2000						2030			
West Byfleet (WBY) d			1933					1951	2003						2033			
Woking (WOK) a	1933	1937	1941	1942		1954	1958	1959	2008	2012	2018	2024		2033	2039	2045	2054	2058
Woking (WOK) d	1934	1938		1943	1946u	1955		2000		2013	2019	2025		2034		2046	2055	
Worplesdon (WPL) d				1948						2018								
Guildford (GLD) a				1954		2003				2024		2033					2103	
Brookwood (BKO) 3 d		1945						2006			2025							
Ash Vale (AHV) d								2014										
Aldershot (AHT) d								2019										
Farnham (FNH) d								2025										
Bentley (BTY) d								2032										
Alton (AON) a								2059										
Farnborough (Main) (FNB) d	1945	1952										2033		2045				
Fleet (FLE) d		1958										2038						
Winchfield (WNF) d		2003										2044						
Hook (HOK) d		2008										2048						
Basingstoke (BSK) a	1959	2017			2006							2058		2047	2058		2105	

## NOTES (see introductory pages for explanation of train operator codes and standard symbols)

- a Arrival time
- d Departure time
- u Stops to pick up only
- A To Portsmouth Harbour, see table 155
- B To Bournemouth, see table 154
- D To Portsmouth Harbour via Eastleigh, see table 154
- E To Southampton Central, see table 154
- F To Weymouth, see table 154
- H To Exeter St Davids, see table 153
- J To Portsmouth & Southsea, see table 155
- L To Weymouth/Poole, see table 154
- M To Haslemere, see table 155

London to Woking, Guildford, Aldershot, Farnham, Alton and Basingstoke

**Mondays to Fridays**

Operator Train ID Days of operation/Notes 1st Class/Reservations/Bus	SW	SW	SW	SW	SW	SW	SW	SW	SW	SW	SW	SW	SW	SW	SW	SW	SW	SW
	1A65	2F61	2P67	2L67	1P69	1T69	2F63	1L69	1P71	1W85	1A69	2F65	2P71	2L71	1P73	1T73	2F67	1L73
	A	A	A	M	D	C	A	F	F	J	M	D	P	P	P	P	P	P
London Waterloo (WAT) 15 d	2023	2020	2045	2042	2100	2108	2053	2120	2130	2135	2123	2120	2145	2142	2200	2208	2150	2220
Vauxhall (VXH) d		2024					2057					2124					2154	
Clapham Junction (CLJ) 10 d	2030u	2029	2052u			2115u	2102	2127u				2129	2152u			2215u	2159	2227u
Earlsfield (EAD) d		2032					2105					2132					2202	
Wimbledon (WIM) 6 d		2037					2109					2136					2206	
Surbiton (SUR) 6 d	2041	2045		2100			2117				2141	2144		2200			2214	
Esher (ESH) d		2049					2121					2148					2218	
Hersham (HER) d		2052					2124					2151					2221	
Walton-On-Thames (WAL) d		2054		2107			2126					2154		2207			2224	
Weybridge (WYB) d		2058		2111			2130					2157		2211			2227	
Byfleet & New Haw (BFN) d		2100					2132					2200					2230	
West Byfleet (WBY) d	2051	2103					2135					2151	2203				2233	
Woking (WOK) a	2059	2108	2112	2118	2124	2134	2140	2145	2154	2158	2159	2208	2212	2218	2224	2234	2238	2245
Woking (WOK) d	2100		2113	2119	2125	2135		2146	2155		2200		2213	2219	2225	2235		2246
Worplesdon (WPL) d			2118										2218					
Guildford (GLD) a			2124		2133					2203			2224		2233			
Brookwood (BKO) 3 d	2106			2125								2206		2225				
Ash Vale (AHV) d	2114											2214						
Aldershot (AHT) d	2120											2220						
Farnham (FNH) d	2126											2226						
Bentley (BTY) d	2132											2232						
Alton (AON) a	2139											2239						
Farnborough (Main) (FNB) d				2133		2145								2233		2245		
Fleet (FLE) d				2138										2238				
Winchfield (WNF) d				2144										2244				
Hook (HOK) d				2148										2248				
Basingstoke (BSK) a				2158		2159		2205						2258		2259		2307




Operator Train ID Days of operation/Notes 1st Class/Reservations/Bus	SW	SW	SW	SW	SW	SW	SW	SW	SW	SW	SW	SW	SW	SW	SW	SW	SW	SW
	1P75	1B75	1A73	2F69	2L75	2P75	1A75	1B77	2F71	2L77	2P77	1A77	2B77	1L79	1L79	2F73	2F73	2L79
	A	Q	A	A	J	A	E	A	A	A	B	C	P	P	FO	FX	FO	FO
London Waterloo (WAT) 15 d	2230	2235	2223	2220	2242	2300	2253	2305	2250	2312	2332	2323	2335	2340	2340	2320	2320	2342
Vauxhall (VXH) d				2224					2254							2324	2324	
Clapham Junction (CLJ) 10 d			2230u	2229	2249u	2307u	2300u	2312u	2259	2319u	2339u	2330u	2344u	2347u	2347u	2329	2329	2350u
Earlsfield (EAD) d				2232					2302							2332	2332	
Wimbledon (WIM) 6 d				2236					2306							2336	2336	
Surbiton (SUR) 6 d			2241	2244	2300		2311		2314	2338		2341			2344	2344	0001	
Esher (ESH) d				2248					2318						2348	2348		
Hersham (HER) d				2251					2321						2351	2351		
Walton-On-Thames (WAL) d				2254	2307				2324	2345					2354	2354	0008	
Weybridge (WYB) d				2257	2311				2327	2349					2357	2357	0012	
Byfleet & New Haw (BFN) d				2300					2330						2359	2359		
West Byfleet (WBY) d			2251	2303			2322		2334			2356			0003	0003		
Woking (WOK) a	2254	2258	2259	2308	2318	2326	2331	2332	2341	2355	2359	0001	0003	0008	0008	0007	0010	0019
Woking (WOK) d	2255		2300		2319	2327	2332	2333		2357	0001	0004	0004	0009	0009			0020
Worplesdon (WPL) d						2334												
Guildford (GLD) a	2303				2339						0008							
Brookwood (BKO) 3 d			2306		2325			2337		0003		0009						0026
Ash Vale (AHV) d			2314					2345				0017						
Aldershot (AHT) d			2320					2351				0022						
Farnham (FNH) d			2326					2357				0028						
Bentley (BTY) d			2333					0004				0035						
Alton (AON) a			2341					0011				0042						
Farnborough (Main) (FNB) d				2333					0011			0015						0034
Fleet (FLE) d				2338					0016			0020						0039
Winchfield (WNF) d				2344					0022									0044s
Hook (HOK) d				2348					0026									0049s
Basingstoke (BSK) a				2357				2351		0035			0034	0028	0028			0102

**NOTES** (see introductory pages for explanation of train operator codes and standard symbols)

- a Arrival time
- d Departure time
- s Stops to set down only
- u Stops to pick up only
- A To Portsmouth Harbour, see table 155
- B To Bournemouth, see table 154
- C To Salisbury, see table 153
- D To Portsmouth Harbour via Eastleigh, see table 154
- E To Southampton Central, see table 154
- F To Weymouth, see table 154
- J To Portsmouth & Southsea, see table 155
- M To Haslemere, see table 155
- P To Yeovil Junction, see table 153
- Q To Poole, see table 154
- FO Fridays only
- FX Not Fridays

## London to Woking, Guildford, Aldershot, Farnham, Alton and Basingstoke

## Mondays to Fridays

Operator Train ID Days of operation/Notes 1st Class/Reservations/Bus	SW	SW	SW	SW	SW	SW	SW	SW	SW
	2L79 FX F	1A79 FO F	2F75 FO F	1S77	2L81 SM F	2F77 TFM	2F77 SM	2F79 SM R	1B01 SM E F
London Waterloo (WAT)  15 d	2348	2356	2350		0013	0009	0020	0037	0105
Vauxhall (VXH)  d			2354			0013	0024	0041	0109
Clapham Junction (CLJ) 10 d	2355u	0003u	2359		0021u	0018	0031c	0046	0115
Earlsfield (EAD) d			0002			0021	0034	0050s	
Wimbledon (WIM)  6 d			0006			0025	0038	0054	0120s
Surbiton (SUR) 6 d	0006	0014	0016		0033	0035	0046	0105s	0128s
Esher (ESH) d			0021			0039s	0050s		
Hersham (HER) d			0024			0042s	0053s		
Walton-On-Thames (WAL) d	0013		0026		0040	0045s	0055s		
Weybridge (WYB) d	0017		0030		0044	0048s	0059s		
Byfleet & New Haw (BFN) d			0032	0036		0051s	0102s		
West Byfleet (WBY) d	0022	0023	0035	0039		0054s	0105s	0116s	
Woking (WOK) a	0026	0027	0040	0048	0051	0059	0109	0122	0141
Woking (WOK) d	0028	0030			0052	0100	0111		0142
Worplesdon (WPL) d									
Guildford (GLD) a						0107	0118		
Brookwood (BKO) 3 d	0034	0036			0058				
Ash Vale (AHV) d		0044							
Aldershot (AHT) d		0049							
Farnham (FNH) d		0058e							
Bentley (BTY) d		0104							
Alton (AON) a		0111							
Farnborough (Main) (FNB) d	0041				0105				0151s
Fleet (FLE) d	0047				0111				0157s
Winchfield (WNF) d	0052s				0116s				
Hook (HOK) d	0057s				0121s				
Basingstoke (BSK) a	0106				0130				0209

## NOTES (see introductory pages for explanation of train operator codes and standard symbols)

- a Arrival time
- d Departure time
- s Stops to set down only
- u Stops to pick up only
- c Arrives 3 minutes earlier
- e Arrives 4 minutes earlier
- E To Southampton Central, see table 154
- R Also calls at Raynes Park 0057, New Malden 0059 and Berrylands 0102
- FO Fridays only
- FX Not Fridays
- SM Saturday mornings
- TFM Tuesday to Friday mornings



## London to Woking, Guildford, Aldershot, Farnham, Alton and Basingstoke

## Saturdays

Operator Train ID Days of operation/Notes 1st Class/Reservations/Bus	SW	SW	SW	SW	SW	SW	SW	SW	SW	SW	SW	SW	SW	SW	SW	SW	SW	SW
	1A75	2L77	2P77	1A77	2B77	2F73	1L79	2L79	1A79	2F75	1S77	2L81	2F77	2F79	1B01	1A05	1W51	2P07
	A	B	A	B	C								D	E		F	A	
London Waterloo (WAT) 15 d												0013	0020	0037	0105		0530	0520
Vauxhall (VXH) d													0024	0041	0109			0524
Clapham Junction (CLJ) 10 d									0003			0021u	0031	0046	0115		0537u	0529
Earlsfield (EAD) d											0002		0034	0050s				0532
Wimbledon (WIM) 6 d										0006			0038	0054	0120s		0543	0536
Surbiton (SUR) 6 d								0001	0014	0016		0033	0046	0105s	0128s		0551	0544
Esher (ESH) d										0021			0050s					0548
Hersham (HER) d										0024			0053s					0552
Walton-On-Thames (WAL) d									0008	0026		0040	0055s					0555
Weybridge (WYB) d								0012		0030		0044	0059s					0559
Byfleet & New Haw (BFN) d										0032	0036		0102s					0602
West Byfleet (WBY) d						0003			0023	0035	0039		0105s	0116s				0606
Woking (WOK) a						0007		0019	0027	0040	0048	0051	0109	0122	0141		0602	0610
Woking (WOK) d			0001	0004	0004		0009	0020	0030				0052	0111		0142	0600	0603
Worplesdon (WPL) d																		0618
Guildford (GLD) a			0008										0118					0623
Brookwood (BKO) 3 d		0003		0009				0026	0036			0058				0607		
Ash Vale (AHV) d				0017					0044							0615		
Aldershot (AHT) d				0022					0049							0620		
Farnham (FNH) d				0028					0058e						0628c			
Bentley (BTY) d	0004			0035					0104						0635			
Alton (AON) a	0011			0042					0111						0643			
Farnborough (Main) (FNB) d		0011			0015			0034				0105			0151s			
Fleet (FLE) d		0016			0020			0039				0111			0157s			
Winchfield (WNF) d		0022						0044s				0116s						
Hook (HOK) d		0026						0049s				0121s						
Basingstoke (BSK) a		0035			0034		0028	0102				0130			0209		0623	

Operator Train ID Days of operation/Notes 1st Class/Reservations/Bus	SW	SW	SW	SW	SW	SW	SW	SW	SW	SW	SW	SW	SW	SW	SW	SW	SW	SW
	2T09	1A07	2F03	2L09	1A09	1W53	1L11	2F05	2P11	2T13	1A11	1L13	2F07	2L97	1P15	1W55	1A13	2F09
	N					F	C		A	N		G			A	F		
London Waterloo (WAT) 15 d			0550	0612		0630	0635	0620	0645	0642	0654	0710	0650	0712	0730	0735	0723	0720
Vauxhall (VXH) d			0554					0624					0654					0724
Clapham Junction (CLJ) 10 d			0559	0619u		0637u	0642u	0629	0652u	0649u	0701u	0717u	0659	0720u			0731u	0729
Earlsfield (EAD) d			0602					0632					0702					0732
Wimbledon (WIM) 6 d			0606					0636					0706					0736
Surbiton (SUR) 6 d			0614	0630				0644		0700	0712		0714	0730			0742	0744
Esher (ESH) d			0618					0648					0718					0748
Hersham (HER) d			0621					0651					0721					0751
Walton-On-Thames (WAL) d			0624	0637				0654		0707			0724	0737				0754
Weybridge (WYB) d			0627	0641				0657		0711			0727	0741				0757
Byfleet & New Haw (BFN) d			0630					0700					0730					0800
West Byfleet (WBY) d			0633					0703			0722		0733				0752	0803
Woking (WOK) a			0637	0648		0656	0700	0708	0712	0718	0726	0735	0738	0748	0754	0758	0759	0808
Woking (WOK) d	0619	0630	0638	0649	0657	0657	0701		0713	0719	0730	0736		0749	0755	0800	0800	
Worplesdon (WPL) d									0718									
Guildford (GLD) a			0646						0723						0802			
Brookwood (BKO) 3 d	0625	0636		0655	0703					0725	0736			0755			0806	
Ash Vale (AHV) d		0644			0711						0744						0814	
Aldershot (AHT) d		0650			0720						0750						0820	
Farnham (FNH) d		0656			0726						0756						0826	
Bentley (BTY) d		0702			0732						0802						0832	
Alton (AON) a		0710			0740						0810						0839	
Farnborough (Main) (FNB) d	0633			0703							0733			0803				
Fleet (FLE) d	0638			0708							0738			0808				
Winchfield (WNF) d	0644			0714							0744			0814				
Hook (HOK) d	0648			0718							0748			0818				
Basingstoke (BSK) a	0658			0728		0716	0722				0758		0758	0828		0820		

## NOTES (see introductory pages for explanation of train operator codes and standard symbols)

- a Arrival time  
d Departure time  
s Stops to set down only  
u Stops to pick up only  
c Arrives 3 minutes earlier  
e Arrives 4 minutes earlier  
A To Portsmouth Harbour, see table 155  
B To Bournemouth, see table 154  
C To Yeovil Junction, see table 153  
D Also calls at Raynes Park 0057, New Malden 0059 and Berrylands 0102  
E To Southampton Central, see table 154  
F To Weymouth, see table 154  
G To Exeter St Davids, see table 153
- N To Portsmouth Harbour via Eastleigh, see table 154

London to Woking, Guildford, Aldershot, Farnham, Alton and Basingstoke

Saturdays

Operator Train ID Days of operation/Notes 1st Class/Reservations/Bus	SW 2P15 H F	SW 1L15 J F	SW 2L99 F	SW 1P17 A F	SW 1A15 F	SW 1W57 F F	SW 1T17 N F	SW 2F11 F	SW 1L17 G F	SW 2L17 F	SW 1P19 A F	SW 1W17 F F	SW 1A17 F	SW 2F13 F	SW 2P19 H F	SW 1V19 K F	SW 2L19 F	SW 1P21 A F
London Waterloo (WAT)  15 d	0745	0750	0742	0800	0754	0805	0809	0750	0820	0812	0830	0835	0824	0820	0845	0850	0842	0900
Vauxhall (VXH)  d								0754						0824				
Clapham Junction (CLJ) 10 d	0752u	0757u			0801u	0812u		0759	0827u	0819u			0831u	0829	0852u	0857u		
Earlsfield (EAD) d								0802						0832				
Wimbledon (WIM)  6 d								0806						0836				
Surbiton (SUR) 6 d			0800		0812			0814		0830			0842	0844			0900	
Esher (ESH) d								0818						0848				
Hersham (HER) d								0821						0851				
Walton-On-Thames (WAL) d			0807					0824		0837				0854			0907	
Weybridge (WYB) d			0811					0827		0841				0857			0911	
Byfleet & New Haw (BFN) d								0830						0900				
West Byfleet (WBY) d					0822			0833					0852	0903				
Woking (WOK) a	0812	0815	0818	0824	0829		0833	0838	0845	0848	0854	0858	0859	0908	0912	0915	0918	0924
Woking (WOK) d	0813	0816	0819	0825	0830		0834		0846	0849	0855		0900		0913	0916	0919	0925
Worplesdon (WPL) d	0818														0918			
Guildford (GLD) a	0824			0832							0902				0924			0932
Brookwood (BKO) 3 d			0825		0836					0855			0906					0925
Ash Vale (AHV) d					0844								0914					
Aldershot (AHT) d					0850								0920					
Farnham (FNH) d					0856								0926					
Bentley (BTY) d					0902													
Alton (AON) a					0910								0937					
Farnborough (Main) (FNB) d			0833				0845			0903								0933
Fleet (FLE) d			0838							0908								0938
Winchfield (WNF) d			0844							0914								0944
Hook (HOK) d			0848							0918								0948
Basingstoke (BSK) a		0836	0858			0847	0858		0905	0928						0936	0958	

Operator Train ID Days of operation/Notes 1st Class/Reservations/Bus	SW 1A19 F	SW 1W59 F	SW 1T21 N	SW 2F15 F	SW 1L21 G F	SW 2L21 F	SW 1P23 A F	SW 1W19 F F	SW 1A21 F	SW 2F17 F	SW 2P23 H F	SW 1L23 J F	SW 2L23 F	SW 1P25 A F	SW 1A23 F	SW 1W61 F F	SW 1T25 N F	SW 2F19 F
London Waterloo (WAT)  15 d	0854	0905	0909	0850	0920	0912	0930	0935	0924	0920	0945	0950	0942	1000	0954	1005	1009	0950
Vauxhall (VXH)  d				0854						0924								0954
Clapham Junction (CLJ) 10 d	0901u	0912u		0859	0927u	0919u			0931u	0929	0952u	0957u			1001u	1012u		0959
Earlsfield (EAD) d				0902						0932								1002
Wimbledon (WIM)  6 d				0906						0936								1006
Surbiton (SUR) 6 d	0912			0914		0930			0942	0944			1000		1012			1014
Esher (ESH) d				0918						0948								1018
Hersham (HER) d				0921						0951								1021
Walton-On-Thames (WAL) d				0924		0937				0954			1007					1024
Weybridge (WYB) d				0927		0941				0957			1011					1027
Byfleet & New Haw (BFN) d				0930						1000								1030
West Byfleet (WBY) d	0922			0933					0952	1003					1022			1033
Woking (WOK) a	0929		0933	0938	0945	0948	0954	0958	0959	1008	1012	1015	1018	1024	1029		1033	1038
Woking (WOK) d	0930		0934		0946	0949	0955		1000		1013	1016	1019	1025	1030		1034	
Worplesdon (WPL) d											1018							
Guildford (GLD) a							1002				1024			1032				
Brookwood (BKO) 3 d	0936					0955			1006				1025		1036			
Ash Vale (AHV) d	0944								1014						1044			
Aldershot (AHT) d	0950								1020						1050			
Farnham (FNH) d	0956								1026						1056			
Bentley (BTY) d	1002														1102			
Alton (AON) a	1010								1059						1110			
Farnborough (Main) (FNB) d			0945			1003							1033				1045	
Fleet (FLE) d						1008							1038					
Winchfield (WNF) d						1014							1044					
Hook (HOK) d						1018							1048					
Basingstoke (BSK) a		0947	0958		1005	1028						1036	1058			1047	1058	

NOTES (see introductory pages for explanation of train operator codes and standard symbols)

- a Arrival time
- d Departure time
- u Stops to pick up only
- A To Portsmouth Harbour, see table 155
- F To Weymouth, see table 154
- G To Exeter St Davids, see table 153
- H To Portsmouth & Southsea, see table 155
- J To Salisbury, see table 153
- K To Frome, see table 153
- N To Portsmouth Harbour via Eastleigh, see table 154

London to Woking, Guildford, Aldershot, Farnham, Alton and Basingstoke

Saturdays

Operator Train ID Days of operation/Notes 1st Class/Reservations/Bus	SW	SW	SW	SW	SW	SW	SW	SW	SW	SW	SW	SW	SW	SW	SW	SW	SW	SW
	1L25	2L25	1P27	1W21	1A25	2F21	2P27	1L27	2L27	1P29	1A27	1W63	1T29	2F23	1L29	2L29	1P31	1W23
	G	I	A	F	I		H	J	I	A	I	F	N		G	I	A	F
London Waterloo (WAT) 15 d	1020	1012	1030	1035	1024	1020	1045	1050	1042	1100	1054	1105	1109	1050	1120	1112	1130	1135
Vauxhall (VXH) d						1024								1054				
Clapham Junction (CLJ) 10 d	1028u	1019u			1031u	1029	1052u	1057u			1101u	1112u		1059	1127u	1119u		
Earlsfield (EAD) d						1032								1102				
Wimbledon (WIM) 6 d						1036								1106				
Surbiton (SUR) 6 d		1030			1042	1044			1100		1112			1114		1130		
Esher (ESH) d						1048								1118				
Hersham (HER) d						1051								1121				
Walton-On-Thames (WAL) d		1037				1054			1107					1124		1137		
Weybridge (WYB) d		1041				1057			1111					1127		1141		
Byfleet & New Haw (BFN) d						1100								1130				
West Byfleet (WBY) d					1052	1103					1122			1133				
Woking (WOK) a	1046	1048	1054	1058	1059	1108	1112	1115	1118	1124	1129		1133	1138	1145	1148	1154	1158
Woking (WOK) d	1046	1049	1055		1100		1113	1116	1119	1125	1130		1134		1146	1149	1155	
Worplesdon (WPL) d							1118											
Guildford (GLD) a			1102				1124			1132							1203	
Brookwood (BKO) 3 d		1055			1106				1125		1136					1155		
Ash Vale (AHV) d					1114						1144							
Aldershot (AHT) d					1120						1150							
Farnham (FNH) d					1126						1156							
Bentley (BTY) d											1202							
Alton (AON) a					1137						1210							
Farnborough (Main) (FNB) d		1103							1133				1145			1203		
Fleet (FLE) d		1108							1138							1208		
Winchfield (WNF) d		1114							1144							1214		
Hook (HOK) d		1118							1148							1218		
Basingstoke (BSK) a	1106	1128						1135	1158			1148	1158		1205	1228		

Operator Train ID Days of operation/Notes 1st Class/Reservations/Bus	SW	SW	SW	SW	SW	SW	SW	SW	SW	SW	SW	SW	SW	SW	SW	SW	SW	SW
	1A29	2F25	2P31	1L31	2L31	1P33	1A31	1W65	1T33	2F27	1L33	2L33	1P35	1A33	1W25	2F29	2P35	1L35
	I		H	J	I	A	I	F	N	I	G	I	A	I	F		H	J
London Waterloo (WAT) 15 d	1124	1120	1145	1150	1142	1200	1154	1205	1209	1150	1220	1212	1230	1224	1235	1220	1245	1250
Vauxhall (VXH) d		1124								1154						1224		
Clapham Junction (CLJ) 10 d	1132u	1129	1152u	1157u			1201u	1212u		1159	1227u	1219u		1231u		1229	1252u	1257u
Earlsfield (EAD) d		1132								1202						1232		
Wimbledon (WIM) 6 d		1136								1206						1236		
Surbiton (SUR) 6 d	1142	1144			1200		1212			1214		1230		1242		1244		
Esher (ESH) d		1148								1218						1248		
Hersham (HER) d		1151								1221						1251		
Walton-On-Thames (WAL) d		1154			1207					1224		1237				1254		
Weybridge (WYB) d		1157			1211					1227		1241				1257		
Byfleet & New Haw (BFN) d		1200								1230						1300		
West Byfleet (WBY) d	1152	1203					1222			1233				1252		1303		
Woking (WOK) a	1159	1208	1212	1215	1218	1224	1229		1233	1238	1245	1248	1254	1259	1301	1308	1312	1315
Woking (WOK) d	1200		1213	1216	1219	1225	1230		1234		1246	1249	1255	1300			1313	1316
Worplesdon (WPL) d			1218														1318	
Guildford (GLD) a			1224			1232							1302				1324	
Brookwood (BKO) 3 d	1206				1225		1236					1255		1306				
Ash Vale (AHV) d	1214						1244							1314				
Aldershot (AHT) d	1220						1251							1320				
Farnham (FNH) d	1226						1257							1326				
Bentley (BTY) d							1303											
Alton (AON) a	1237						1310							1337				
Farnborough (Main) (FNB) d					1233				1245				1303					
Fleet (FLE) d					1238								1308					
Winchfield (WNF) d					1244								1314					
Hook (HOK) d					1248								1318					
Basingstoke (BSK) a				1236	1258			1247	1258			1305	1328					1336

NOTES (see introductory pages for explanation of train operator codes and standard symbols)

- a Arrival time
- d Departure time
- u Stops to pick up only
- A To Portsmouth Harbour, see table 155
- F To Weymouth, see table 154
- G To Exeter St Davids, see table 153
- H To Portsmouth & Southsea, see table 155
- J To Salisbury, see table 153
- N To Portsmouth Harbour via Eastleigh, see table 154

## London to Woking, Guildford, Aldershot, Farnham, Alton and Basingstoke

## Saturdays

Operator Train ID Days of operation/Notes 1st Class/Reservations/Bus	SW	SW	SW	SW	SW	SW	SW	SW	SW	SW	SW	SW	SW	SW	SW	SW	SW		
	2L35	1P37 A	1A35	1W67 F	1T37 N	2F31	1L37 G	2L37	1P39 A	1W27 F	1A37	2F33	2P39 H	1L39 J	2L39	1P41 A	1A39	1W69 F	
London Waterloo (WAT)  15 d	1242	1300	1254	1305	1309	1250	1320	1312	1330	1335	1324	1320	1345	1350	1342	1400	1354	1405	
Vauxhall (VXH)  d						1254						1324							
Clapham Junction (CLJ)  10 d			1301u	1312u		1259	1327u	1319u			1331u	1329	1352u	1357u				1401u	1411u
Earlsfield (EAD) d						1302						1332							
Wimbledon (WIM)  6 d						1306						1336							
Surbiton (SUR)  6 d	1300		1312			1314		1330			1342	1344			1400			1412	
Esher (ESH) d						1318						1348							
Hersham (HER) d						1321						1351							
Walton-On-Thames (WAL) d	1307					1324		1337				1354			1407				
Weybridge (WYB) d	1311					1327		1341				1357			1411				
Byfleet & New Haw (BFN) d						1330						1400							
West Byfleet (WBY) d			1322			1333					1352	1403						1422	
Woking (WOK) a	1318	1323	1329		1333	1338	1345	1349	1354	1358	1359	1408	1412	1415	1418	1424	1429		
Woking (WOK) d	1319	1325	1330		1334		1346	1350	1355		1400		1413	1416	1419	1425	1430		
Worplesdon (WPL) d													1418						
Guildford (GLD) a		1332								1402			1424			1432			
Brookwood (BKO)  3 d	1325		1336					1356				1406			1425			1436	
Ash Vale (AHV) d			1344									1414						1444	
Aldershot (AHT) d			1350									1420						1450	
Farnham (FNH) d			1356									1426						1456	
Bentley (BTY) d			1402															1502	
Alton (AON) a			1410									1437						1510	
Farnborough (Main) (FNB) d	1333				1345				1404						1433				
Fleet (FLE) d	1338								1409						1438				
Winchfield (WNF) d	1344								1415						1444				
Hook (HOK) d	1348								1419						1448				
Basingstoke (BSK) a	1358			1347	1358			1406	1428					1436	1458			1448	

Operator Train ID Days of operation/Notes 1st Class/Reservations/Bus	SW	SW	SW	SW	SW	SW	SW	SW	SW	SW	SW	SW	SW	SW	SW	SW	SW	SW
	1T41 N	2F35	1L41 G	2L41	1P43 A	1W29 F	1A41	2F37	2P43 H	1L43 J	2L43	1P45 A	1A43	1W71 F	1T45 N	2F39	1L45 G	2L45
London Waterloo (WAT)  15 d	1409	1350	1420	1412	1430	1435	1424	1420	1445	1450	1442	1500	1454	1505	1509	1450	1520	1512
Vauxhall (VXH)  d		1354						1424								1454		
Clapham Junction (CLJ)  10 d		1359	1427u	1419u			1431u	1429	1452u	1457u			1501u	1512u		1459	1527u	1519u
Earlsfield (EAD) d		1402						1432								1502		
Wimbledon (WIM)  6 d		1406						1436								1506		
Surbiton (SUR)  6 d		1414		1430			1442	1444			1500		1512		1514			1530
Esher (ESH) d		1418						1448							1518			
Hersham (HER) d		1421						1451							1521			
Walton-On-Thames (WAL) d		1424		1437				1454			1507				1524			1537
Weybridge (WYB) d		1427		1441				1458			1511				1527			1541
Byfleet & New Haw (BFN) d		1430						1501							1530			
West Byfleet (WBY) d		1433					1452	1504					1522		1533			
Woking (WOK) a	1433	1438	1445	1448	1454	1458	1459	1509	1512	1515	1518	1524	1529		1533	1538	1545	1548
Woking (WOK) d	1434		1446	1449	1455		1500		1513	1516	1519	1525	1530		1534		1546	1549
Worplesdon (WPL) d									1518									
Guildford (GLD) a					1502				1524			1532						
Brookwood (BKO)  3 d				1455			1506				1525		1536					1555
Ash Vale (AHV) d							1514						1544					
Aldershot (AHT) d							1520						1550					
Farnham (FNH) d							1526						1556					
Bentley (BTY) d													1602					
Alton (AON) a							1537						1610					
Farnborough (Main) (FNB) d	1445			1503							1533				1545			1603
Fleet (FLE) d				1508							1538							1608
Winchfield (WNF) d				1514							1544							1614
Hook (HOK) d				1518							1548							1618
Basingstoke (BSK) a	1458		1505	1528						1536	1558			1547	1558		1605	1628

## NOTES (see introductory pages for explanation of train operator codes and standard symbols)

- a Arrival time
- d Departure time
- u Stops to pick up only
- A To Portsmouth Harbour, see table 155
- F To Weymouth, see table 154
- G To Exeter St Davids, see table 153
- H To Portsmouth & Southsea, see table 155
- J To Salisbury, see table 153
- N To Portsmouth Harbour via Eastleigh, see table 154

London to Woking, Guildford, Aldershot, Farnham, Alton and Basingstoke

Saturdays

Operator Train ID Days of operation/Notes 1st Class/Reservations/Bus	SW	SW	SW	SW	SW	SW	SW	SW	SW	SW	SW	SW	SW	SW	SW	SW	SW	SW
	1P47	1W31	1A45	2F41	2P47	1L47	2L47	1P49	1A47	1W73	1T49	2F43	1L49	2L49	1P51	1W33	1A49	2F45
	A	F			H	J		A		F	N		G		A	F		
	□	□	□		□	□	□	□	□	□	□		□	□	□	□	□	
London Waterloo (WAT)  15 d	1530	1535	1524	1520	1545	1550	1542	1600	1554	1605	1609	1550	1620	1612	1630	1635	1624	1620
Vauxhall (VXH)  d				1524								1554						1624
Clapham Junction (CLJ) 10 d			1531u	1529	1552u	1557u			1601u	1612u		1559	1627u	1619u			1631u	1629
Earlsfield (EAD) d				1532								1602						1632
Wimbledon (WIM)  6 d				1536								1606						1636
Surbiton (SUR) 6 d			1542	1544			1600		1612			1614		1630			1642	1644
Esher (ESH) d				1548								1618						1648
Hersham (HER) d				1551								1621						1651
Walton-On-Thames (WAL) d				1554			1607					1624		1637				1654
Weybridge (WYB) d				1557			1611					1627		1641				1657
Byfleet & New Haw (BFN) d				1600								1630						1700
West Byfleet (WBY) d			1552	1603					1622			1633					1652	1703
Woking (WOK) a	1554	1558	1559	1608	1612	1615	1619	1624	1629		1633	1638	1645	1648	1654	1658	1659	1708
Woking (WOK) d	1555		1600		1613	1616	1620	1625	1630		1634		1646	1649	1655			1700
Worplesdon (WPL) d					1618													
Guildford (GLD) a	1602				1624			1632							1702			
Brookwood (BKO) 3 d			1606				1626		1636					1655				1706
Ash Vale (AHV) d			1614						1644									1714
Aldershot (AHT) d			1620						1650									1720
Farnham (FNH) d			1626						1656									1726
Bentley (BTY) d									1702									1732
Alton (AON) a			1637						1710									1739
Farnborough (Main) (FNB) d							1634				1645			1703				
Fleet (FLE) d							1639							1708				
Winchfield (WNF) d							1645							1714				
Hook (HOK) d							1649							1718				
Basingstoke (BSK) a					1636	1658				1647	1658		1705	1728				

Operator Train ID Days of operation/Notes 1st Class/Reservations/Bus	SW	SW	SW	SW	SW	SW	SW	SW	SW	SW	SW	SW	SW	SW	SW	SW	SW	SW	
	2P51	1L51	2L51	1P53	1A51	1W75	1T53	2F47	1L53	2L53	1P55	1W35	1A53	2F49	2P55	1V55	2L55	1P57	
	H	J		A		F	N		G		A	F		H	C		A		
	□	□	□	□	□	□	□		□	□	□	□	□	□	□	□	□	□	
London Waterloo (WAT)  15 d	1645	1650	1642	1700	1654	1705	1709	1650	1720	1712	1730	1735	1724	1720	1745	1750	1742	1800	
Vauxhall (VXH)  d								1654						1724					
Clapham Junction (CLJ) 10 d	1652u	1657u			1701u	1712u		1659	1727u	1719u			1731u	1729	1752u	1757u			
Earlsfield (EAD) d								1702						1732					
Wimbledon (WIM)  6 d								1706						1736					
Surbiton (SUR) 6 d			1700		1712			1714		1730			1742	1744			1800		
Esher (ESH) d								1718						1748					
Hersham (HER) d								1721						1751					
Walton-On-Thames (WAL) d			1707					1724		1737				1754			1807		
Weybridge (WYB) d			1711					1727		1741				1757			1811		
Byfleet & New Haw (BFN) d								1730						1800					
West Byfleet (WBY) d					1722			1733					1752	1803					
Woking (WOK) a	1712	1715	1718	1724	1729		1733	1738	1745	1748	1754	1758	1759	1808	1812	1815	1818	1824	
Woking (WOK) d	1713	1716	1719	1725	1730			1734		1746	1749	1755		1800		1813	1816	1819	1825
Worplesdon (WPL) d	1718														1818				
Guildford (GLD) a	1724			1732							1802				1824			1832	
Brookwood (BKO) 3 d			1725		1736					1755			1806					1825	
Ash Vale (AHV) d					1744								1814						
Aldershot (AHT) d					1750								1820						
Farnham (FNH) d					1756								1826						
Bentley (BTY) d					1802								1832						
Alton (AON) a					1810								1839						
Farnborough (Main) (FNB) d			1733				1745				1803							1833	
Fleet (FLE) d			1738								1808							1838	
Winchfield (WNF) d			1744								1814							1844	
Hook (HOK) d			1748								1818							1848	
Basingstoke (BSK) a		1736	1758			1748	1758		1805	1828						1836	1858		

NOTES (see introductory pages for explanation of train operator codes and standard symbols)

- a Arrival time
- d Departure time
- u Stops to pick up only
- A To Portsmouth Harbour, see table 155
- C To Yeovil Junction, see table 153
- F To Weymouth, see table 154
- G To Exeter St Davids, see table 153
- H To Portsmouth & Southsea, see table 155
- J To Salisbury, see table 153
- N To Portsmouth Harbour via Eastleigh, see table 154

London to Woking, Guildford, Aldershot, Farnham, Alton and Basingstoke

Saturdays

Operator Train ID Days of operation/Notes 1st Class/Reservations/Bus	SW	SW	SW	SW	SW	SW	SW	SW	SW	SW	SW	SW	SW	SW	SW	SW	SW	SW
	1A55	1W77	1T57	2F51	1L57	2L57	1P59	1W37	1A57	2F53	2P59	1L59	2L59	1P61	1A59	1W79	1T61	2F55
	F	F	N	G	G	A	F	F	F	H	J	F	A	F	F	N	F	F
London Waterloo (WAT)  15 d	1754	1805	1809	1750	1820	1812	1830	1835	1824	1820	1845	1850	1842	1900	1854	1905	1909	1850
Vauxhall (VXH)  d				1754						1824								1854
Clapham Junction (CLJ)  10 d	1801u	1812u		1759	1827u	1819u			1831u	1829	1852u	1857u			1901u	1912u		1859
Earlsfield (EAD) d				1802						1832								1902
Wimbledon (WIM)  6 d				1806						1836								1906
Surbiton (SUR)  6 d	1812			1814		1830			1842	1844			1900		1912			1914
Esher (ESH) d				1818						1848								1918
Hersham (HER) d				1821						1851								1921
Walton-On-Thames (WAL) d				1824		1837				1854			1907					1924
Weybridge (WYB) d				1827		1841				1857			1911					1927
Byfleet & New Haw (BFN) d				1830						1900								1930
West Byfleet (WBY) d	1822			1833					1852	1903					1922			1933
Woking (WOK) a	1829		1833	1838	1845	1848	1854	1859	1859	1908	1912	1915	1918	1924	1929		1933	1938
Woking (WOK) d	1830		1834		1846	1849	1855		1900		1913	1916	1919	1925	1930		1934	
Worplesdon (WPL) d											1918							
Guildford (GLD) a							1902				1924			1932				
Brookwood (BKO)  3 d	1836					1855			1906				1925		1936			
Ash Vale (AHV) d	1844								1914						1944			
Aldershot (AHT) d	1850								1920						1950			
Farnham (FNH) d	1856								1926						1956			
Bentley (BTY) d	1902								1932						2002			
Alton (AON) a	1910								1939						2010			
Farnborough (Main) (FNB) d			1845			1903								1933			1945	
Fleet (FLE) d						1908								1938				
Winchfield (WNF) d						1914								1944				
Hook (HOK) d						1918								1948				
Basingstoke (BSK) a		1848	1858		1905	1928						1936	1958			1948	1958	

Operator Train ID Days of operation/Notes 1st Class/Reservations/Bus	SW	SW	SW	SW	SW	SW	SW	SW	SW	SW	SW	SW	SW	SW	SW	SW	SW	SW
	1L61	2L61	1P63	1W81	1A61	2F57	2P63	1L63	2L63	1P65	1A63	1B65	1T65	2F59	1L65	2L65	1P67	1W83
	G	F	A	F	F	H	J	F	A	F	L	N	F	M	F	A	F	F
London Waterloo (WAT)  15 d	1920	1912	1930	1935	1924	1920	1945	1950	1942	2000	1954	2005	2009	1950	2020	2012	2030	2035
Vauxhall (VXH)  d						1924								1954				
Clapham Junction (CLJ)  10 d	1927u	1919u			1931u	1929	1952u	1957u			2001u	2012u		1959	2027u	2019u		
Earlsfield (EAD) d						1932								2002				
Wimbledon (WIM)  6 d						1936								2006				
Surbiton (SUR)  6 d		1930			1942	1944			2000		2012			2014		2030		
Esher (ESH) d						1948								2018				
Hersham (HER) d						1951								2021				
Walton-On-Thames (WAL) d		1937				1954			2007					2024		2037		
Weybridge (WYB) d		1941				1957			2011					2027		2041		
Byfleet & New Haw (BFN) d						2000								2030				
West Byfleet (WBY) d					1952	2003					2022			2033				
Woking (WOK) a	1945	1948	1954	1958	1959	2008	2012	2015	2018	2024	2029		2033	2038	2045	2048	2054	2059
Woking (WOK) d	1946	1949	1955		2000		2013	2016	2019	2025	2030		2034		2046	2049	2055	
Worplesdon (WPL) d							2018											
Guildford (GLD) a			2002				2024			2032							2102	
Brookwood (BKO)  3 d		1955			2006				2025		2036					2055		
Ash Vale (AHV) d					2014						2044							
Aldershot (AHT) d					2020						2050							
Farnham (FNH) d					2026						2056							
Bentley (BTY) d					2032						2102							
Alton (AON) a					2039						2110							
Farnborough (Main) (FNB) d		2003							2033				2045			2103		
Fleet (FLE) d		2008							2038							2108		
Winchfield (WNF) d		2014							2044							2114		
Hook (HOK) d		2018							2048							2118		
Basingstoke (BSK) a	2005	2028						2036	2058			2047	2058		2105	2128		

NOTES (see introductory pages for explanation of train operator codes and standard symbols)

- a Arrival time
- d Departure time
- u Stops to pick up only
- A To Portsmouth Harbour, see table 155
- F To Weymouth, see table 154
- G To Exeter St Davids, see table 153
- H To Portsmouth & Southsea, see table 155
- J To Salisbury, see table 153
- L To Poole, see table 154
- M To Honiton, see table 153
- N To Portsmouth Harbour via Eastleigh, see table 154

London to Woking, Guildford, Aldershot, Farnham, Alton and Basingstoke

Saturdays

Operator Train ID Days of operation/Notes 1st Class/Reservations/Bus	SW 1A65 □	SW 2F61	SW 2P67 A □	SW 1L67 J □	SW 2T67 A □	SW 1P69 A □	SW 1A67 □	SW 1B69 L □	SW 2F63	SW 1L69 C □	SW 2L69 □	SW 1P71 A □	SW 1W85 F □	SW 1A69 □	SW 2F65	SW 2P71 A □	SW 2T71 N □	SW 1P73 A □
London Waterloo (WAT) 15 d	2024	2020	2045	2050	2042	2100	2054	2105	2050	2120	2112	2130	2135	2124	2120	2145	2142	2200
Vauxhall (VXH) d		2024							2054						2124			
Clapham Junction (CLJ) 10 d	2031u	2029	2052u	2057u			2101u	2112u	2059	2127u	2119u			2131u	2129	2152u		
Earlsfield (EAD) d		2032							2102						2132			
Wimbledon (WIM) 6 d		2036							2106						2136			
Surbiton (SUR) 6 d	2042	2044			2100		2112		2114		2130			2142	2144		2200	
Esher (ESH) d		2048							2118						2148			
Hersham (HER) d		2051							2121						2151			
Walton-On-Thames (WAL) d		2054			2107				2124		2137				2154		2207	
Weybridge (WYB) d		2057			2111				2127		2141				2157		2211	
Byfleet & New Haw (BFN) d		2100							2130						2200			
West Byfleet (WBY) d	2052	2103					2122		2133					2152	2203			
Woking (WOK) a	2059	2108	2112	2115	2118	2124	2129	2131	2138	2145	2148	2154	2158	2159	2208	2212	2218	2224
Woking (WOK) d	2100		2113	2116	2119	2125	2130	2132		2146	2149	2155		2200		2213	2219	2225
Worplesdon (WPL) d			2118													2218		
Guildford (GLD) a			2124			2132						2202				2224		2232
Brookwood (BKO) 3 d	2106				2125		2136				2155			2206				2225
Ash Vale (AHV) d	2114						2144							2214				
Aldershot (AHT) d	2120						2150							2220				
Farnham (FNH) d	2126						2156							2226				
Bentley (BTY) d	2132						2202							2232				
Alton (AON) a	2139						2210							2239				
Farnborough (Main) (FNB) d					2133						2203							2233
Fleet (FLE) d					2138						2208							2238
Winchfield (WNF) d					2144						2214							2244
Hook (HOK) d					2148						2218							2248
Basingstoke (BSK) a				2136	2158			2150		2205	2225							2258







Operator Train ID Days of operation/Notes 1st Class/Reservations/Bus	SW 1A71 □	SW 1B73 L □	SW 2F67	SW 1L73 J □	SW 2L73	SW 1P75 A □	SW 1B75 L □	SW 1A73	SW 2F69	SW 2P75 H □	SW 1L75 J □	SW 2L75	SW 2F99	SW 1P77 A □	SW 1A75	SW 1B77 L □	SW 2F71	SW 1P79 A □
London Waterloo (WAT) 15 d	2154	2205	2150	2220	2212	2230	2235	2224	2220	2245	2250	2242		2300	2254	2305	2250	2315
Vauxhall (VXH) d			2154						2224									2254
Clapham Junction (CLJ) 10 d	2201u	2212u	2159	2227u	2219u			2231u	2229	2252u	2257u	2249u		2307u	2301u	2312u	2259	2323u
Earlsfield (EAD) d			2202						2232									2302
Wimbledon (WIM) 6 d			2206						2236									2306
Surbiton (SUR) 6 d	2212		2214		2230			2242	2245			2300			2312			2314
Esher (ESH) d			2218						2249									2318
Hersham (HER) d			2221						2252									2321
Walton-On-Thames (WAL) d			2224		2237				2254			2307						2324
Weybridge (WYB) d			2227		2241				2258			2311						2327
Byfleet & New Haw (BFN) d			2230						2300									2330
West Byfleet (WBY) d	2222		2233					2252	2303						2322			2333
Woking (WOK) a	2229	2231	2238	2245	2248	2254	2259	2259	2308	2312	2315	2318		2326	2329	2331	2339	2342
Woking (WOK) d	2230	2232		2246	2249	2255		2300		2313	2316	2319	2322	2327	2330	2332		2344
Worplesdon (WPL) d										2318								
Guildford (GLD) a						2303				2323			2330	2334				2351
Brookwood (BKO) 3 d	2236				2255			2306				2325			2335			
Ash Vale (AHV) d	2244							2314							2344			
Aldershot (AHT) d	2250							2320							2352			
Farnham (FNH) d	2256							2326							2358			
Bentley (BTY) d	2302							2333							0005			
Alton (AON) a	2310							2340							0012			
Farnborough (Main) (FNB) d					2303							2333						
Fleet (FLE) d					2308							2338						
Winchfield (WNF) d					2314							2344						
Hook (HOK) d					2318							2348						
Basingstoke (BSK) a		2250		2307	2326						2339	2355				2351		

NOTES (see introductory pages for explanation of train operator codes and standard symbols)

- a Arrival time
- d Departure time
- u Stops to pick up only
- A To Portsmouth Harbour, see table 155
- C To Yeovil Junction, see table 153
- F To Weymouth, see table 154
- H To Portsmouth & Southsea, see table 155
- J To Salisbury, see table 153
- L To Poole, see table 154
- N To Portsmouth Harbour via Eastleigh, see table 154

## London to Woking, Guildford, Aldershot, Farnham, Alton and Basingstoke

## Saturdays

Operator Train ID Days of operation/Notes 1st Class/Reservations/Bus	SW 2L77	SW 1A77	SW 2B77 E	SW 1L79 J	SW 2F73	SW 2P79 H	SW 2L79	SW 1A79	SW 2F75	SW 1B81 SUM B	SW 1A03 SUM	SW 1S77	SW 1F83 SUM	SW 2L81 SUM	SW 2F77 SUM	SW 2F79 SUM D	SW 1B01 SUM E
London Waterloo (WAT)  d	2312	2324	2335	2339	2320	2345	2342	2355	2350	0010			0016	0014	0020	0035	0105
Vauxhall (VXH)  d					2324				2354						0024	0040	0109
Clapham Junction (CLJ)  d	2319u	2331u	2342u	2346u	2329	2352u	2349u	0002u	2359	0017u			0025u	0021u	0029	0046	0115
Earlsfield (EAD) d					2332				0002						0032	0050s	
Wimbledon (WIM)  d					2336				0006	0023u					0036	0054	0127s
Surbiton (SUR)  d	2338	2342			2344		2359	0013	0015					0033	0044	0105s	0135s
Esher (ESH) d					2348				0019						0048s		
Hersham (HER) d					2351				0022						0051s		
Walton-On-Thames (WAL) d	2345				2354		0007		0025					0040	0053s		
Weybridge (WYB) d	2349				2357		0011		0028					0044	0057s		
Byfleet & New Haw (BFN) d					2359				0031			0036			0100s		
West Byfleet (WBY) d		2355			0003			0022	0034			0039			0103s	0116s	
Woking (WOK) a	2355	2359	0001	0006	0007	0012	0018	0026	0039	0039		0045	0048	0050	0107	0121	0148
Woking (WOK) d	2357	0001	0003	0008		0014	0019	0028		0040	0044		0049	0052	0109		0149
Worplesdon (WPL) d						0019											
Guildford (GLD) a						0025							0058		0118		
Brookwood (BKO)  d	0003	0007					0025	0034						0050			
Ash Vale (AHV) d		0015						0042						0058			
Aldershot (AHT) d		0020						0047						0103			
Farnham (FNH) d		0026						0053						0109			
Bentley (BTY) d		0033						0100									
Alton (AON) a		0040						0107						0121			
Farnborough (Main) (FNB) d	0010		0014				0033								0105		0158s
Fleet (FLE) d	0016		0020				0038								0111		0204s
Winchfield (WNF) d	0021						0043s								0116s		
Hook (HOK) d	0026						0048s								0121s		
Basingstoke (BSK) a	0033		0033	0028			0057			0058					0130		0216

## NOTES (see introductory pages for explanation of train operator codes and standard symbols)

- a Arrival time
- d Departure time
- s Stops to set down only
- u Stops to pick up only
- B To Bournemouth, see table 154
- D Also calls at Raynes Park 0057, New Malden 0059 and Berrylands 0102
- E To Southampton Central, see table 154
- H To Portsmouth & Southsea, see table 155
- J To Salisbury, see table 153
- SUM Sunday mornings



London to Woking, Guildford, Aldershot, Farnham, Alton and Basingstoke

Sundays

Operator Train ID Days of operation/Notes 1st Class/Reservations/Bus	SW 1A75	SW 2L77	SW 1A77	SW 2B77 A	SW 1L79 B	SW 2F73	SW 2P79 C	SW 2L79	SW 1A79	SW 2F75	SW 1B81 D	SW 1A03	SW 1S77	SW 1F83	SW 2L81	SW 2F77	SW 2F79 E	SW 1B01 A
	□	□	□	□	□	□	□	□	□	□	□	□	□	□	□	□	□	□
London Waterloo (WAT) 15 d											0010			0016	0014	0020	0035	0105
Vauxhall (VXH) d																0024	0040	0109
Clapham Junction (CLJ) 10 d									0002		0017u			0025u	0021u	0029	0046	0115
Earlsfield (EAD) d										0002						0032	0050s	
Wimbledon (WIM) 6 d										0006	0023u					0036	0054	0127s
Surbiton (SUR) 6 d									0013	0015					0033	0044	0105s	0135s
Esher (ESH) d										0019						0048s		
Hersham (HER) d										0022						0051s		
Walton-On-Thames (WAL) d								0007		0025					0040	0053s		
Weybridge (WYB) d								0011		0028					0044	0057s		
Byfleet & New Haw (BFN) d										0031			0036			0100s		
West Byfleet (WBY) d						0003			0022	0034			0039			0103s	0116s	
Woking (WOK) a						0007		0018	0026	0039	0039		0045	0048	0050	0107	0121	0148
Woking (WOK) d			0001	0003	0008		0014	0019	0028		0040	0044		0049	0052	0109		0149
Worpleston (WPL) d							0019											
Guildford (GLD) a							0025							0058		0118		
Brookwood (BKO) 3 d		0003	0007					0025	0034			0050			0058			
Ash Vale (AHV) d			0015						0042			0058						
Aldershot (AHT) d			0020						0047			0103						
Farnham (FNH) d			0026						0053			0109						
Bentley (BTY) d	0005		0033						0100									
Alton (AON) a	0012		0040						0107			0121						
Farnborough (Main) (FNB) d		0010		0014				0033							0105			0158s
Fleet (FLE) d		0016		0020				0038							0111			0204s
Winchfield (WNF) d		0021						0043s							0116s			
Hook (HOK) d		0026						0048s							0121s			
Basingstoke (BSK) a		0033		0033	0028			0057			0058				0130			0216

Operator Train ID Days of operation/Notes 1st Class/Reservations/Bus	SW 2P13	SW 2L13	SW 2A13	SW 2F09	SW 1S11	SW 1B15 G	SW 2F11	SW 2P17 F	SW 2L17	SW 2A17	SW 1L17 H	SW 2F13	SW 1P19 F	SW 1W19 J	SW 1S15	SW 1B19 G	SW 2F15	SW 2P21 F
	□	□	□	□	□	□	□	□	□	□	□	□	□	□	□	□	□	□
London Waterloo (WAT) 15 d				0710		0753	0740	0800	0807	0815	0810	0830	0835			0853	0840	0900
Vauxhall (VXH) d				0714			0744				0814						0844	
Clapham Junction (CLJ) 10 d				0719		0803u	0749	0809u	0815	0823u	0819	0839u	0845u			0903u	0849	0909u
Earlsfield (EAD) d				0722			0752				0822						0852	
Wimbledon (WIM) 6 d				0726			0756		0822		0826						0856	
Surbiton (SUR) 6 d				0735			0805		0830		0835						0905	
Esher (ESH) d				0739			0809				0839						0909	
Hersham (HER) d				0742			0812				0842						0912	
Walton-On-Thames (WAL) d				0745			0815				0845						0915	
Weybridge (WYB) d				0749			0819				0849						0919	
Byfleet & New Haw (BFN) d				0751	0802		0821				0851				0902		0921	
West Byfleet (WBY) d				0754	0805		0824				0854				0905		0924	
Woking (WOK) a				0759	0811	0827	0829	0834	0842	0846	0859	0903	0908	0911	0911	0927	0929	0934
Woking (WOK) d	0732	0746	0749	0805		0828	0830	0835	0846	0849	0847	0901	0904	0909		0928	0938	0935
Worpleston (WPL) d							0834											
Guildford (GLD) a	0740			0814			0840	0843				0910	0913					0943
Brookwood (BKO) 3 d		0751	0755						0851	0855								
Ash Vale (AHV) d			0803							0903								
Aldershot (AHT) d			0808							0908								
Farnham (FNH) d			0814							0914								
Bentley (BTY) d			0824c							0924c								
Alton (AON) a			0831							0931								
Farnborough (Main) (FNB) d		0759							0859									
Fleet (FLE) d		0804							0904									
Winchfield (WNF) d		0810							0910									
Hook (HOK) d		0814							0914									
Basingstoke (BSK) a		0821				0846			0921		0906			0928		0946		

NOTES (see introductory pages for explanation of train operator codes and standard symbols)

- a Arrival time
- d Departure time
- s Stops to set down only
- u Stops to pick up only
- c Arrives 4 minutes earlier
- A To Southampton Central, see table 154
- B To Salisbury, see table 153
- C To Portsmouth & Southsea, see table 155
- D To Bournemouth, see table 154
- E Also calls at Raynes Park 0057, New Malden 0059 and Berrylands 0102
- F To Portsmouth Harbour, see table 155
- G To Poole/Portsmouth Harbour, see table 154
- H To Exeter St Davids, see table 153
- J To Weymouth, see table 154

## London to Woking, Guildford, Aldershot, Farnham, Alton and Basingstoke

## Sundays

Operator Train ID Days of operation/Notes 1st Class/Reservations/Bus	SW	SW	SW	SW	SW	SW	SW	SW	SW	SW	SW	SW	SW	SW	SW	SW	SW
	2F15	2L21	2A21	1L21 H	1P23 F	2F17	1W23 J	1S19	1B23 G	2P25 F	2F19	2L25	2A25	1L25 H	1P27 F	2F21	1W27 J
London Waterloo (WAT) 15 d		0905	0915	0930	0910	0935		0953	1000	0940		1007	1015	1030	1010	1035	
Vauxhall (VXH) d					0914					0944					1014		
Clapham Junction (CLJ) 10 d		0915	0924u	0939u	0919	0945u		1003u	1009u	0949		1015	1023u	1039u	1019	1045u	
Earlsfield (EAD) d					0922					0952					1022		
Wimbledon (WIM) 6 d					0926					0956					1026		
Surbiton (SUR) 6 d					0930	0936e				1005					1030		
Esher (ESH) d					0939					1009					1039		
Hersham (HER) d					0942					1012					1042		
Walton-On-Thames (WAL) d					0945					1015					1045		
Weybridge (WYB) d					0949					1019					1049		
Byfleet & New Haw (BFN) d					0951		1002			1021					1051		1102
West Byfleet (WBY) d					0954		1005			1024					1054		1105
Woking (WOK) a	0938	0942	0947	1003	1000	1008	1011	1026	1032	1036	1029	1042	1045	1101	1059	1107	1111
Woking (WOK) d	0942	0946	0949	0948	1004	1001	1009	1028	1033	1036	1040	1046	1049	1046	1102	1105	1108
Worplesdon (WPL) d	0942																
Guildford (GLD) a	0948			1013	1010				1040	1046				1110	1114		
Brookwood (BKO) 3 d		0951	0955									1051	1055				
Ash Vale (AHV) d			1003										1103				
Aldershot (AHT) d			1008										1108				
Farnham (FNH) d			1014										1114				
Bentley (BTY) d			1024c										1124c				
Alton (AON) a			1031										1131				
Farnborough (Main) (FNB) d		0959										1059					
Fleet (FLE) d		1004										1104					
Winchfield (WNF) d		1010										1110					
Hook (HOK) d		1014										1114					
Basingstoke (BSK) a		1024		1008		1028		1046				1121		1105			1127

Operator Train ID Days of operation/Notes 1st Class/Reservations/Bus	SW	SW	SW	SW	SW	SW	SW	SW	SW	SW	SW	SW	SW	SW	SW	SW	SW	
	1B27 G	2P29 F	2F23	2L29	2A29	1L29 H	1P31 F	2F25	1W31 J	1S27	1B31 G	2P33 F	2F27	2L33	2A33	1L33 H	1P35 F	2F29
London Waterloo (WAT) 15 d	1054	1100	1040	1107	1115	1130	1110	1135		1154	1200	1140		1207	1215	1230	1210	
Vauxhall (VXH) d			1044				1114					1144					1214	
Clapham Junction (CLJ) 10 d	1103u	1109u	1049	1115	1123u	1139u	1119	1145u		1203u	1209u	1149		1215	1223u	1239u	1219	
Earlsfield (EAD) d							1123					1153					1223	
Wimbledon (WIM) 6 d			1056	1122			1127					1157		1222			1227	
Surbiton (SUR) 6 d			1105	1130			1135					1205		1230			1235	
Esher (ESH) d			1109				1139					1209					1239	
Hersham (HER) d			1112				1142					1212					1242	
Walton-On-Thames (WAL) d			1115				1145					1215					1245	
Weybridge (WYB) d			1119				1149					1219					1249	
Byfleet & New Haw (BFN) d			1121				1151		1202			1221					1251	
West Byfleet (WBY) d			1124				1154		1205			1224					1254	
Woking (WOK) a	1126	1132	1129	1142	1145	1201	1159	1206	1211	1226	1232	1229		1242	1245	1301	1259	
Woking (WOK) d	1128	1133	1135	1146	1149	1146	1202	1205	1207		1228	1233	1235	1246	1249	1246	1302	1305
Worplesdon (WPL) d			1139									1239						
Guildford (GLD) a		1140	1146			1210	1214				1240	1246				1310	1314	
Brookwood (BKO) 3 d				1151	1155									1251	1255			
Ash Vale (AHV) d					1203										1303			
Aldershot (AHT) d					1208										1308			
Farnham (FNH) d					1214										1314			
Bentley (BTY) d					1224c										1324c			
Alton (AON) a					1231										1331			
Farnborough (Main) (FNB) d				1159										1259				
Fleet (FLE) d				1204										1304				
Winchfield (WNF) d				1210										1310				
Hook (HOK) d				1214										1314				
Basingstoke (BSK) a	1146			1221		1205		1226		1246				1321		1305		

## NOTES (see introductory pages for explanation of train operator codes and standard symbols)

- a Arrival time
- d Departure time
- u Stops to pick up only
- c Arrives 4 minutes earlier
- e Arrives 3 minutes earlier
- F To Portsmouth Harbour, see table 155
- G To Poole/Portsmouth Harbour, see table 154
- H To Exeter St Davids, see table 153
- J To Weymouth, see table 154

## London to Woking, Guildford, Aldershot, Farnham, Alton and Basingstoke

## Sundays

Operator Train ID Days of operation/Notes 1st Class/Reservations/Bus	SW	SW	SW	SW	SW	SW	SW	SW	SW	SW	SW	SW	SW	SW	SW	SW	SW	SW
	1W35	1S31	1B35	2P37	2F31	2L37	2A37	1L37	1P39	2F33	1W39	1S35	1B39	2P41	2F35	2L41	2A41	1L41
	J		G	F				H	F		J		G	F				H
	□		□	□		□	□	□	□		□		□	□		□	□	□
London Waterloo (WAT) 15 d	1235		1254	1300	1240		1307	1315	1330	1310	1335		1354	1400	1340		1407	1415
Vauxhall (VXH) d					1244					1314					1344			
Clapham Junction (CLJ) 10 d	1242u		1303u	1309u	1249		1315	1322u	1339u	1319	1342u		1403u	1409u	1349		1415	1422u
Earlsfield (EAD) d					1252					1322					1352			
Wimbledon (WIM) 6 d					1256		1322			1326					1356		1422	
Surbiton (SUR) 6 d					1305		1330			1335					1405		1430	
Esher (ESH) d					1309					1339					1409			
Hersham (HER) d					1312					1342					1412			
Walton-On-Thames (WAL) d					1315					1345					1415			
Weybridge (WYB) d					1319					1349					1419			
Byfleet & New Haw (BFN) d		1302			1321					1351		1402			1421			
West Byfleet (WBY) d		1305			1324					1354		1405			1424			
Woking (WOK) a	1306	1311	1326	1332	1329		1342	1344	1401	1359	1406	1411	1426	1431	1429		1442	1445
Woking (WOK) d	1307		1328	1333	1335		1346	1349	1345	1402	1405	1407		1428	1432	1435	1446	1449
Worplesdon (WPL) d					1339										1439			
Guildford (GLD) a				1340	1346				1410	1414				1440	1446			
Brookwood (BKO) 3 d						1351	1355									1451	1455	
Ash Vale (AHV) d							1403										1503	
Aldershot (AHT) d							1408										1508	
Farnham (FNH) d							1414										1514	
Bentley (BTY) d							1424c										1524c	
Alton (AON) a							1431										1531	
Farnborough (Main) (FNB) d						1359										1459		
Fleet (FLE) d						1404										1504		
Winchfield (WNF) d						1410										1510		
Hook (HOK) d						1414										1514		
Basingstoke (BSK) a	1326		1346			1421		1404			1426		1446			1521		1505

Operator Train ID Days of operation/Notes 1st Class/Reservations/Bus	SW	SW	SW	SW	SW	SW	SW	SW	SW	SW	SW	SW	SW	SW	SW	SW	SW	SW
	1P43	2F37	1W43	1S39	1B43	2P45	2F39	2L45	2A45	1L45	1P47	2F41	1W47	1S43	1T47	2L47	2A47	2P49
	F		J		G	F				H	F		J		M			F
	□		□		□	□		□	□	□	□		□		□	□	□	□
London Waterloo (WAT) 15 d	1430	1410	1435		1454	1500	1440		1507	1520	1530	1510	1535		1550		1537	1600
Vauxhall (VXH) d		1414					1444					1514						
Clapham Junction (CLJ) 10 d	1439u	1419	1442u		1503u	1509u	1449		1515	1527u	1539u	1519	1542u		1558u		1546	1609u
Earlsfield (EAD) d		1422					1452					1522						
Wimbledon (WIM) 6 d		1426					1456		1522			1526					1553	
Surbiton (SUR) 6 d		1435					1504		1530			1535					1602	
Esher (ESH) d		1439					1509					1539						
Hersham (HER) d		1442					1512					1542						
Walton-On-Thames (WAL) d		1445					1515					1545					1609	
Weybridge (WYB) d		1449					1519					1549					1613	
Byfleet & New Haw (BFN) d		1451		1502			1521					1551		1602				
West Byfleet (WBY) d		1454		1505			1524					1554		1605				
Woking (WOK) a	1501	1459	1506	1511	1526	1531	1529		1542	1545	1601	1559	1606	1611	1619		1619	1631
Woking (WOK) d	1502	1505	1507		1528	1532	1535		1546	1549	1546	1602	1605	1607		1621	1623	1626
Worplesdon (WPL) d							1539											
Guildford (GLD) a	1510	1514				1540	1546				1610	1615						1640
Brookwood (BKO) 3 d								1551	1555							1628	1632	
Ash Vale (AHV) d									1603								1641	
Aldershot (AHT) d									1608								1646	
Farnham (FNH) d									1614								1655c	
Bentley (BTY) d									1624c									
Alton (AON) a									1631									1706
Farnborough (Main) (FNB) d								1559							1632	1636		
Fleet (FLE) d								1604								1642		
Winchfield (WNF) d								1610										
Hook (HOK) d								1614										
Basingstoke (BSK) a			1526		1546			1621		1605			1626		1646	1654		

## NOTES (see introductory pages for explanation of train operator codes and standard symbols)

- a Arrival time
- d Departure time
- u Stops to pick up only
- c Arrives 4 minutes earlier
- F To Portsmouth Harbour, see table 155
- G To Poole/Portsmouth Harbour, see table 154
- H To Exeter St Davids, see table 153
- J To Weymouth, see table 154
- M To Portsmouth Harbour via Eastleigh, see table 154

London to Woking, Guildford, Aldershot, Farnham, Alton and Basingstoke

Sundays

Operator Train ID Days of operation/Notes 1st Class/Reservations/Bus	SW 2F43	SW 1B47 K K	SW 2L49	SW 2A49	SW 1L49 H H	SW 1P51 F F	SW 2F45	SW 1W51 J J	SW 1S47	SW 1T51 M M	SW 2L51	SW 2A51	SW 2P53 F F	SW 2F47	SW 1B51 K K	SW 2L53	SW 2A53	SW 1L53 H H
London Waterloo (WAT)   d	1540	1605	1607	1620	1630	1610	1635			1650	1637	1700	1640	1705	1707	1720		
Vauxhall (VXH)  d	1544					1614							1644					
Clapham Junction (CLJ)   d	1549	1612u	1616	1627u	1639u	1619	1642u			1658u	1646	1709u	1649	1712u	1716	1727u		
Earlsfield (EAD) d	1552					1622							1652					
Wimbledon (WIM)   d	1556		1622			1626					1653		1656		1722			
Surbiton (SUR)   d	1605		1630			1635					1702		1705		1730			
Esher (ESH) d	1609					1639							1709					
Hersham (HER) d	1612					1642							1712					
Walton-On-Thames (WAL) d	1615					1645					1709		1715					
Weybridge (WYB) d	1619					1649					1713		1719					
Byfleet & New Haw (BFN) d	1621					1651		1702					1721					
West Byfleet (WBY) d	1624					1654		1705					1724					
Woking (WOK) a	1629	1636	1642	1645	1701	1659	1706	1711	1719		1719	1731	1729	1736	1742	1745		
Woking (WOK) d	1635	1637	1646	1649	1646	1702	1705	1707		1721	1723	1726	1732	1735	1737	1746	1749	1746
Worplesdon (WPL) d	1639												1739					
Guildford (GLD) a	1649					1710	1715					1740	1746					
Brookwood (BKO)   d			1651	1655							1728	1732			1751	1755		
Ash Vale (AHV) d				1703								1741				1803		
Aldershot (AHT) d				1708								1746				1808		
Farnham (FNH) d				1714								1755c				1814		
Bentley (BTY) d				1724c												1824c		
Alton (AON) a				1731								1806				1831		
Farnborough (Main) (FNB) d			1659							1732	1736				1759			
Fleet (FLE) d			1704								1742				1804			
Winchfield (WNF) d			1710												1810			
Hook (HOK) d			1714												1814			
Basingstoke (BSK) a		1656	1721		1705			1726		1746	1754			1756	1821			1805

Operator Train ID Days of operation/Notes 1st Class/Reservations/Bus	SW 1P55 F F	SW 2F49	SW 1W55 J J	SW 1L97 B B	SW 1S51	SW 1T55 M M	SW 2L55	SW 2A55	SW 2P57 F F	SW 2F51	SW 1B55 K K	SW 2L57	SW 2A57	SW 1L57 H H	SW 1P59 F F	SW 2F53	SW 1W59 J J	SW 1L59 B B
London Waterloo (WAT)   d	1730	1710	1735	1745		1750	1737	1800	1740	1805		1807	1820	1830	1810	1835	1845	
Vauxhall (VXH)  d		1714							1744						1814			
Clapham Junction (CLJ)   d	1739u	1719	1742u	1753u		1758u	1746	1809u	1749	1812u		1816	1827u	1839u	1819	1842u	1853u	
Earlsfield (EAD) d		1722							1752						1822			
Wimbledon (WIM)   d		1726					1753		1756				1822		1826			
Surbiton (SUR)   d		1735					1802		1805				1830		1835			
Esher (ESH) d		1739							1809						1839			
Hersham (HER) d		1742							1812						1842			
Walton-On-Thames (WAL) d		1745					1809		1815						1845			
Weybridge (WYB) d		1749					1813		1819						1849			
Byfleet & New Haw (BFN) d		1751			1802				1821						1851			
West Byfleet (WBY) d		1754			1805				1824						1854			
Woking (WOK) a	1801	1759	1806	1812	1815	1819	1819	1831	1829	1836	1842	1845	1901	1859	1906	1912		
Woking (WOK) d	1802	1805	1807	1813		1821	1823	1826	1832	1835	1837	1846	1849	1846	1902	1905	1907	1913
Worplesdon (WPL) d									1839									
Guildford (GLD) a	1810	1814						1840	1846					1910	1914			
Brookwood (BKO)   d							1828	1832			1851	1855						
Ash Vale (AHV) d								1841				1903						
Aldershot (AHT) d								1846				1908						
Farnham (FNH) d								1855c				1914						
Bentley (BTY) d												1924c						
Alton (AON) a								1906				1931						
Farnborough (Main) (FNB) d						1832	1836					1859						
Fleet (FLE) d							1842					1904						
Winchfield (WNF) d												1910						
Hook (HOK) d												1914						
Basingstoke (BSK) a			1826	1833		1846	1854				1856	1921	1905				1926	1933

NOTES (see introductory pages for explanation of train operator codes and standard symbols)

- a Arrival time
- d Departure time
- u Stops to pick up only
- c Arrives 4 minutes earlier
- B To Salisbury, see table 153
- F To Portsmouth Harbour, see table 155
- H To Exeter St Davids, see table 153
- J To Weymouth, see table 154
- K To Poole, see table 154
- M To Portsmouth Harbour via Eastleigh, see table 154

London to Woking, Guildford, Aldershot, Farnham, Alton and Basingstoke

Sundays

Operator Train ID Days of operation/Notes 1st Class/Reservations/Bus	SW 1S55	SW 1T59 M F	SW 2L59 F	SW 2A59 F	SW 2P61 F F	SW 2F55	SW 1B59 K F	SW 2L61 F	SW 2A61 F	SW 1L61 H F	SW 1P63 F F	SW 2F57	SW 1W63 J F	SW 1L63 B F	SW 1S59	SW 1T63 M F	SW 2L63 F	SW 2A63 F
London Waterloo (WAT)  15 d		1850		1837	1900	1840	1905		1907	1920	1930	1910	1935	1945		1950		1937
Vauxhall (VXH)  d						1844						1914						
Clapham Junction (CLJ)  10 d		1858u		1846	1909u	1849	1912u		1916	1927u	1939u	1919	1942u	1953u		1958u		1946
Earlsfield (EAD) d						1852						1922						
Wimbledon (WIM)  6 d				1853		1856			1922			1926						1953
Surbiton (SUR)  6 d				1902		1905			1930			1935						2002
Esher (ESH) d						1909						1939						
Hersham (HER) d						1912						1942						
Walton-On-Thames (WAL) d				1909		1915						1945						2009
Weybridge (WYB) d				1913		1919						1949						2013
Byfleet & New Haw (BFN) d	1902					1921						1951			2002			
West Byfleet (WBY) d	1905					1924						1954			2005			
Woking (WOK) a	1915	1919		1919	1931	1929	1936		1942	1945	2001	1959	2006	2012	2015	2019		2019
Woking (WOK) d		1921	1923	1926	1932	1935	1937	1946	1949	1946	2002	2005	2007	2013		2021	2023	2026
Worplesdon (WPL) d						1939												
Guildford (GLD) a					1940	1946					2010	2014						
Brookwood (BKO)  3 d			1928	1932				1951	1955									2028
Ash Vale (AHV) d				1941					2003									2041
Aldershot (AHT) d				1946					2008									2046
Farnham (FNH) d				1955c					2014									2055c
Bentley (BTY) d									2024c									
Alton (AON) a				2006					2031									2108
Farnborough (Main) (FNB) d		1932	1936					1959								2032		2036
Fleet (FLE) d			1942					2004										2042
Winchfield (WNF) d								2010										
Hook (HOK) d								2014										
Basingstoke (BSK) a		1946	1954				1956	2021		2005			2026	2033		2046		2054

Operator Train ID Days of operation/Notes 1st Class/Reservations/Bus	SW 2P65 F F	SW 2F59	SW 1B63 K F	SW 2L65 F	SW 2A65 F	SW 1L65 L F	SW 1P67 F F	SW 2F61	SW 1W67 J F	SW 1L67 B F	SW 1S63	SW 1T67 M F	SW 2L67 F	SW 2A67 F	SW 2P69 F F	SW 2F63	SW 1B67 K F	
London Waterloo (WAT)  15 d	2000	1940	2005		2007	2020	2030	2010	2035	2045		2050		2037	2100	2040	2105	
Vauxhall (VXH)  d		1944						2014								2044		
Clapham Junction (CLJ)  10 d	2009u	1949	2012u		2016	2027u	2039u	2019	2042u	2053u		2058u		2046	2109u	2049	2112u	
Earlsfield (EAD) d		1952						2022								2052		
Wimbledon (WIM)  6 d		1956			2022			2026								2056		
Surbiton (SUR)  6 d		2005			2030			2035						2053		2105		
Esher (ESH) d		2009						2039								2109		
Hersham (HER) d		2012						2042								2112		
Walton-On-Thames (WAL) d		2015						2045						2109		2115		
Weybridge (WYB) d		2019						2049						2113		2119		
Byfleet & New Haw (BFN) d		2021						2051			2102					2121		
West Byfleet (WBY) d		2024						2054			2105					2124		
Woking (WOK) a	2031	2029	2036		2042	2045	2101	2059	2106	2112	2115	2119		2119	2131	2129	2136	
Woking (WOK) d	2032	2035	2037	2046	2049	2046	2102	2105	2107	2114		2121	2123	2126	2132	2135	2137	
Worplesdon (WPL) d		2039														2139		
Guildford (GLD) a	2040	2046					2110	2115							2140	2146		
Brookwood (BKO)  3 d				2051	2055								2128	2132				
Ash Vale (AHV) d					2103									2141				
Aldershot (AHT) d					2108									2146				
Farnham (FNH) d					2114									2155c				
Bentley (BTY) d					2124c													
Alton (AON) a					2131									2206				
Farnborough (Main) (FNB) d				2059								2132	2136					
Fleet (FLE) d				2104									2142					
Winchfield (WNF) d				2110														
Hook (HOK) d				2114														
Basingstoke (BSK) a			2056	2121		2105			2126	2134		2146	2154					2156

NOTES (see introductory pages for explanation of train operator codes and standard symbols)

- a Arrival time
- d Departure time
- u Stops to pick up only
- c Arrives 4 minutes earlier
- B To Salisbury, see table 153
- F To Portsmouth Harbour, see table 155
- H To Exeter St Davids, see table 153
- J To Weymouth, see table 154
- K To Poole, see table 154
- L To Yeovil Junction, see table 153
- M To Portsmouth Harbour via Eastleigh, see table 154

London to Woking, Guildford, Aldershot, Farnham, Alton and Basingstoke

Sundays

Operator Train ID Days of operation/Notes 1st Class/Reservations/Bus	SW	SW	SW	SW	SW	SW	SW	SW	SW	SW	SW	SW	SW	SW	SW	SW	SW	
	2L69	2A69	1L69	1P71	2F65	1W71	1S67	1T71	2L71	2A71	2P73	2F67	1B71	2L73	2A73	1L73	1P75	2F69
	□	□	H □	F □		J □	M □		□	□	F □		K □	□	□	B □	F □	
London Waterloo (WAT) 15 d	2107		2120	2130	2110	2135		2150		2137	2200	2140	2205		2207	2220	2230	2210
Vauxhall (VXH) d					2114							2144						2214
Clapham Junction (CLJ) 10 d	2116		2127u	2139u	2119	2142u		2158u		2146	2209u	2149	2212u		2216	2227u	2239u	2219
Earlsfield (EAD) d					2122							2152						2222
Wimbledon (WIM) 6 d	2122				2126					2153		2156			2222			2226
Surbiton (SUR) 6 d	2130				2135					2202		2205			2230			2235
Esher (ESH) d					2139							2209						2239
Hersham (HER) d					2142							2212						2242
Walton-On-Thames (WAL) d					2145					2209		2215						2245
Weybridge (WYB) d					2149					2213		2219						2249
Byfleet & New Haw (BFN) d					2151		2202					2221						2251
West Byfleet (WBY) d					2154		2205					2224						2254
Woking (WOK) a	2142		2145	2201	2159	2206	2211	2219		2219	2231	2229	2236		2242	2245	2301	2259
Woking (WOK) d	2146	2149	2146	2202	2205	2207		2221	2223	2226	2232	2235	2237	2246	2249	2246	2302	2305
Worplesdon (WPL) d												2239						
Guildford (GLD) a				2210	2214						2240	2246					2310	2313
Brookwood (BKO) 3 d	2151	2155								2228	2232				2251	2255		
Ash Vale (AHV) d		2203									2241					2303		
Aldershot (AHT) d		2208									2246					2308		
Farnham (FNH) d		2214									2255c					2314		
Bentley (BTY) d		2224c														2324c		
Alton (AON) a		2231									2306					2331		
Farnborough (Main) (FNB) d	2159							2232	2236						2259			
Fleet (FLE) d	2204								2242						2304			
Winchfield (WNF) d	2210														2310			
Hook (HOK) d	2214														2314			
Basingstoke (BSK) a	2221		2205			2226		2246	2254				2256	2322		2305		

Operator Train ID Days of operation/Notes 1st Class/Reservations/Bus	SW	SW	SW	SW	SW	SW	SW	SW	SW	SW	SW	SW	SW	SW	SW	SW	SW
	1S71	2T75	2L75	2A75	2P77	2F71	1B75	2L77	2A77	1P79	2F73	1L79	1S75	2A79	1B81	MM A	MM
	□	M □	□	□	F □	□	K □	□	□	F □		B □		□	□	□	□
London Waterloo (WAT) 15 d	2250		2237		2300	2240	2305	2307		2330	2310	2335		2340	0010	0105	
Vauxhall (VXH) d						2244					2314			2344			
Clapham Junction (CLJ) 10 d	2258u		2246		2309u	2249	2312u	2316		2339u	2319	2344u		2349	0017u	0121u	
Earlsfield (EAD) d						2252					2322			2352			
Wimbledon (WIM) 6 d			2253			2256		2322			2326			2356	0023u		
Surbiton (SUR) 6 d			2302			2305		2330			2335			0005			
Esher (ESH) d						2309					2339			0009			
Hersham (HER) d						2312					2342			0012			
Walton-On-Thames (WAL) d			2309			2315					2345			0015			
Weybridge (WYB) d			2313			2319					2349			0018			
Byfleet & New Haw (BFN) d	2303					2321					2351		0002	0021			
West Byfleet (WBY) d	2305					2324					2354		0005	0024			0211s
Woking (WOK) a	2311	2319	2319	2331	2329	2336	2342	0001	2359	0007	0011	0030	0041	0042			
Woking (WOK) d	2321	2323	2326	2332	2335	2337	2346	2349	0002	0005	0008			0033	0042		
Worplesdon (WPL) d					2340	2346					0010	0016					
Guildford (GLD) a																	
Brookwood (BKO) 3 d			2328	2332				2351	2355					0039			
Ash Vale (AHV) d				2341					0003					0047			
Aldershot (AHT) d				2349c					0008					0052			
Farnham (FNH) d				2355					0014					0057a			
Bentley (BTY) d									0024c								
Alton (AON) a				0011					0031								
Farnborough (Main) (FNB) d	2332	2336						2359				0019					
Fleet (FLE) d		2342						0004				0024					
Winchfield (WNF) d								0010									
Hook (HOK) d								0014									
Basingstoke (BSK) a	2346	2353				2356	0021					0039			0100		

NOTES (see introductory pages for explanation of train operator codes and standard symbols)

- a Arrival time
- d Departure time
- s Stops to set down only
- u Stops to pick up only
- c Arrives 4 minutes earlier
- A To Southampton Central, see table 154
- B To Salisbury, see table 153
- F To Portsmouth Harbour, see table 155
- H To Exeter St Davids, see table 153
- J To Weymouth, see table 154
- K To Poole, see table 154
- M To Portsmouth Harbour via Eastleigh, see table 154
- MM Monday mornings

Basingstoke, Alton, Farnham, Aldershot, Guildford and Woking to London

**Mondays to Fridays**

Operator Train ID Days of operation/Notes 1st Class/Reservations/Bus	SW	SW	SW	SW	SW	SW	SW	SW	SW	SW	SW	SW	SW	SW	SW	SW	SW	SW	SW
	1W80	2P84	1W82	1A84	2F02	1S08	2F06	2L10	2F06	2P12	2F08	2B12	1L12	1A12	1A12	2L14	2F10	1P12	
	MO B	MO A	MX B	MX						A		F	W	E	D			A	
	□	□	□	□						□		□	□	□	□	□		□	
Basingstoke (BSK)	d							0454				0540	0554			0550			
Hook (HOK)	d							0501								0557			
Winchfield (WNF)	d							0505								0601			
Fleet (FLE)	d			0001				0510				0551				0606			
Farnborough (Main) (FNB)	d			0006				0516				0556				0612			
Alton (AON)	d													0539	0542				
Bentley (BTY)	d				0005									0546	0549				
Farnham (FNH)	d				0010a									0553	0556				
Aldershot (AHT)	d													0601	0602				
Ash Vale (AHV)	d													0606	0607				
Brookwood (BKO)	6 d			0013				0523						0613	0614	0619			
Guildford (GLD)	d		0005		0420			0514		0550								0624	
Worpleston (WPL)	d							0519		0555								0630	
Woking (WOK)	a		0013	0018	0428		0524	0528	←	0600		0605	0612	0619	0619	0624		0635	
Woking (WOK)	d	0004			0430	0527	0532	0529	0532	0601	0604	0606	0614	0620	0620	0626	0632	0637	
West Byfleet (WBY)	d					0532	←		0536		0608			0625	0625			0636	
Byfleet & New Haw (BFN)	d					0535			0539		0611							0639	
Weybridge (WYB)	d								0542		0614							0642	
Walton-On-Thames (WAL)	d								0546		0618							0646	
Hersham (HER)	d								0548		0620							0649	
Esher (ESH)	d								0551		0623							0652	
Surbiton (SUR)	6 d				0454			0540	0556		0628			0635	0635	0640		0657	
Wimbledon (WIM)	6 a				0502			0548	0608		0635					0646		0704	
Earlsfield (EAD)	a								0612		0639							0708	
Clapham Junction (CLJ)	10 a	0023			0509			0600	0616	0620	0642	0625	0633	0648	0648	0653	0712	0658	
Vauxhall (VXH)	a							0607	0621	0620	0647							0717	
London Waterloo (WAT)	15 a	0033			0518			0612h	0626	0630	0652	0634	0642h	0657	0657	0704	0724	0709	

Operator Train ID Days of operation/Notes 1st Class/Reservations/Bus	SW	SW	SW	SW	SW	SW	SW	SW	SW	SW	SW	SW	SW	SW	SW	SW	SW	SW	SW
	2F84	2P14	2P14	1L14	1A14	1B14	2T14	2F90	2P16	2P16	2L88	1L16	2P90	1A16	2F88	1P16	2L18	1T18	
		G	H	W	□	□	□	□	K	L	□	V	A	□	□	A	□	C	
	□	□	□	□	□	□	□	□	□	□	□	□	□	□	□	□	□	□	
Basingstoke (BSK)	d			0627		0636	0623				0643	0651						0654	0714
Hook (HOK)	d						0630											0701	
Winchfield (WNF)	d						0634											0705	
Fleet (FLE)	d						0640				0654							0710	
Farnborough (Main) (FNB)	d						0645				0700							0716	
Alton (AON)	d				0612									0641					
Bentley (BTY)	d				0619									0648					
Farnham (FNH)	d				0626									0654					
Aldershot (AHT)	d				0632									0700					
Ash Vale (AHV)	d				0637									0705					
Brookwood (BKO)	6 d				0644		0652							0712			0723		
Guildford (GLD)	d		0631	0633					0651	0652			0709				0718		
Worpleston (WPL)	d								0657	0658									
Woking (WOK)	a		0641	0641	0646	0649	0654	0657	0703	0703	0709		0717	0718		0725	0728	0732	
Woking (WOK)	d	0641	0642	0642	0647	0650	0655	0659	0700	0704	0704	0711		0718	0719	0725	0727	0731	0734
West Byfleet (WBY)	d	0646							0706							0730			
Byfleet & New Haw (BFN)	d	0649														0733			
Weybridge (WYB)	d	0652							0710							0737			
Walton-On-Thames (WAL)	d	0656							0715					0728	0742				
Hersham (HER)	d	0659							0718						0746				
Esher (ESH)	d	0702							0721						0750				
Surbiton (SUR)	6 d	0707							0726						0757c				
Wimbledon (WIM)	6 a																		
Earlsfield (EAD)	a																		
Clapham Junction (CLJ)	10 a		0702	0702	0706	0710	0714			0723	0723								
Vauxhall (VXH)	a																		
London Waterloo (WAT)	15 a	0729	0713	0713	0719h	0721	0725	0729	0743	0734	0734	0738	0736j	0746	0751	0820	0753	0759	0801

**NOTES** (see introductory pages for explanation of train operator codes and standard symbols)

- a Arrival time
- d Departure time
- c Arrives 3 minutes earlier
- h From 10 October arrives 3 minutes later
- j From 10 October arrives 1 minute later
- A From Portsmouth Harbour, see table 155
- B From Weymouth, see table 154
- C From Portsmouth Harbour via Eastleigh, see table 154
- D Runs until 7 October
- E Runs from 10 October
- F From Southampton Central, see table 154
- G Runs from 10 October. From Portsmouth Harbour, see table 155
- H Runs until 7 October. From Portsmouth Harbour, see table 155
- J From Poole, see table 154
- K Runs from 10 October. From Petersfield, see table 155
- L Runs until 7 October. From Petersfield, see table 155
- V From Yeovil Junction, see table 153
- W From Salisbury, see table 153
- MO Mondays only
- MX Not Mondays

Basingstoke, Alton, Farnham, Aldershot, Guildford and Woking to London

**Mondays to Fridays**

Operator Train ID Days of operation/Notes 1st Class/Reservations/Bus	SW	SW	SW	SW	SW	SW	SW	SW	SW	SW	SW	SW	SW	SW	SW	SW	SW		
	1P90	2L90	1L18	2F92	1A18	2F94	1T20	2B88	2P92	2F96	1L20	1A20	1P20	2L22	2F18	1T22	2P22	1A22	
	M		N				C	F	P		Q		A		C	R			
	□	□	□	□	□	□	□	□	□	□	□	□	□	□	□	□	□		
Basingstoke (BSK)	d	0706	0730				0747	0733			0759			0751		0816			
Hook (HOK)	d	0713						0740						0759					
Winchfield (WNF)	d	0717						0744						0803					
Fleet (FLE)	d	0722						0750						0809					
Farnborough (Main) (FNB)	d	0728						0755						0815					
Alton (AON)	d				0714							0744						0814	
Bentley (BTY)	d				0721							0751						0821	
Farnham (FNH)	d				0728							0758						0828	
Aldershot (AHT)	d				0734							0804						0834	
Ash Vale (AHV)	d				0739							0809						0839	
Brookwood (BKO)	3 d				0746			0803				0816		0823				0846	
Guildford (GLD)	d	0731							0802				0819		0822		0834		
Worplesdon (WPL)	d	0737							0808								0840		
Woking (WOK)	a	0741			0751		0805	0808	0813		0818	0821	0826	0828	0830	0834	0845	0851	
Woking (WOK)	d	0743			0746	0752	0802	0806	0809	0814	0817	0819	0824	0828	0830	0832	0836	0852	
West Byfleet (WBY)	d			0753c		0806					0823					0836			
Byfleet & New Haw (BFN)	d			0756							0827					0839			
Weybridge (WYB)	d		0742				0811				0830					0843			
Walton-On-Thames (WAL)	d				0805		0815				0834					0847			
Hersham (HER)	d				0808		0817				0837					0849			
Esher (ESH)	d				0812		0821				0841					0852			
Surbiton (SUR)	6 d				0818		0826				0848					0857			
Wimbledon (WIM)	6 a															0904			
Earlsfield (EAD)	a															0908			
Clapham Junction (CLJ)	10 a															0912	0905		
Vauxhall (VXH)	a															0917			
London Waterloo (WAT)	15 a	0809	0806	0814	0836	0822	0844	0834	0838	0841	0906	0846	0852	0854	0900	0924	0906	0918	0921

Operator Train ID Days of operation/Notes 1st Class/Reservations/Bus	SW	SW	SW	SW	SW	SW	SW	SW	SW	SW	SW	SW	SW	SW	SW	SW	SW	SW	
	1B22	2F20	2B24	2P94	1L24	1A24	1W94	1P24	2L26	2F22	1T26	2P98	1A26	1B26	2L28	1P26	2F24	1L28	
	S		F	A	N		B	A		C	A		J		A		Q		
	□	□	□	□	□	□	□	□	□	□	□	□	□	□	□	□	□	□	
Basingstoke (BSK)	d	0835		0825		0859				0853		0916			0937	0924		0957	
Hook (HOK)	d			0832						0900						0931			
Winchfield (WNF)	d			0837						0904						0935			
Fleet (FLE)	d			0842						0910		0927				0940			
Farnborough (Main) (FNB)	d			0848						0916		0932				0946			
Alton (AON)	d					0844							0914						
Bentley (BTY)	d					0851							0921						
Farnham (FNH)	d					0858							0928						
Aldershot (AHT)	d					0904							0934						
Ash Vale (AHV)	d					0909							0939						
Brookwood (BKO)	3 d			0858		0916			0923				0946		0953				
Guildford (GLD)	d		0846		0904			0919				0935				0951			
Worplesdon (WPL)	d		0851		0910							0941							
Woking (WOK)	a	0853	0859	0903	0914	0918	0921		0927	0928		0942	0945	0951	0955	0958	0959	1015	
Woking (WOK)	d	0855	0902	0904	0915	0919	0922	0923	0928	0929	0933	0943	0946	0952	0956	0959	1000	1003	1017
West Byfleet (WBY)	d		0906				0927				0937			0957				1007	
Byfleet & New Haw (BFN)	d		0909								0940							1010	
Weybridge (WYB)	d		0913						0936		0943				1006			1013	
Walton-On-Thames (WAL)	d		0917						0940		0947				1010			1017	
Hersham (HER)	d		0919								0949							1019	
Esher (ESH)	d		0922								0952							1022	
Surbiton (SUR)	6 d		0927	0917		0938			0946		0957		1008		1016			1027	
Wimbledon (WIM)	6 a		0934								1004							1035	
Earlsfield (EAD)	a		0938								1008							1039	
Clapham Junction (CLJ)	10 a	0915	0942		0938	0949	0942				1012		1005		1015			1042	1036
Vauxhall (VXH)	a		0947								1017							1047	
London Waterloo (WAT)	15 a	0926	0954	0936	0944	0953	0958	0953	0955	1004	1022	1009	1016	1027	1024	1036	1029	1052	1049

**NOTES** (see introductory pages for explanation of train operator codes and standard symbols)

- a Arrival time
- d Departure time
- c Arrives 3 minutes earlier
- A From Portsmouth Harbour, see table 155
- B From Weymouth, see table 154
- C From Portsmouth Harbour via Eastleigh, see table 154
- F From Southampton Central, see table 154
- J From Poole, see table 154
- M From Havant, see table 155
- N From Yeovil Pen Mill, see table 153
- P From Hilsea, see table 155
- Q From Exeter St Davids, see table 153
- R From Portsmouth & Southsea, see table 155
- S From Poole/Weymouth, see table 154



Basingstoke, Alton, Farnham, Aldershot, Guildford and Woking to London

**Mondays to Fridays**

Operator Train ID Days of operation/Notes 1st Class/Reservations/Bus	SW	SW	SW	SW	SW	SW	SW	SW	SW	SW	SW	SW	SW	SW	SW	SW	SW	SW	
	1W96 B	1A28 I	1P28 T	2L30 I	2F26	1T30 C	2P30 A	1W52 B	1A30 I	1P30 A	2L32 I	2F28	1L32 Q	1W08 B	1A32 I	1P32 T	2L34 I	2F30	
Basingstoke (BSK)	d			0954		1017		1035				1024		1057				1054	
Hook (HOK)	d			1001								1031						1101	
Winchfield (WNF)	d			1005								1035						1105	
Fleet (FLE)	d			1010								1040						1110	
Farnborough (Main) (FNB)	d			1016		1030						1046						1116	
Alton (AON)	d		0944						1014							1044			
Bentley (BTY)	d		0951						1021							1051			
Farnham (FNH)	d		0958						1028							1058			
Aldershot (AHT)	d		1004						1034							1104			
Ash Vale (AHV)	d		1009						1039							1109			
Brookwood (BKO)	3 d		1016		1023				1046		1053					1116		1123	
Guildford (GLD)	d			1019						1049							1119		
Worplesdon (WPL)	d								1040										
Woking (WOK)	a		1021	1026	1028		1039	1045		1051	1056	1058		1115		1121	1126	1128	
Woking (WOK)	d	1022	1022	1027	1029	1033	1041	1046		1052	1057	1059	1103	1117	1121	1122	1127	1129	1133
West Byfleet (WBY)	d		1027			1037				1057			1107			1127			1137
Byfleet & New Haw (BFN)	d					1040							1110						1140
Weybridge (WYB)	d				1036	1043						1106	1113					1136	1143
Walton-On-Thames (WAL)	d				1040	1047						1110	1117					1140	1147
Hersham (HER)	d					1049							1119						1149
Esher (ESH)	d					1052							1122						1152
Surbiton (SUR)	6 d		1038		1046	1057			1108		1116		1127		1138			1146	1157
Wimbledon (WIM)	6 a					1104							1134						1204
Earlsfield (EAD)	a					1108							1138						1208
Clapham Junction (CLJ)	10 a		1049		1057	1112		1105	1111	1120			1142	1136	1149			1157	1212
Vauxhall (VXH)	a					1117							1147						1217
London Waterloo (WAT)	15 a	1049	1059	1052	1106	1122	1109	1114	1120	1129	1124	1136	1152	1149	1149	1158	1151	1206	1222

Operator Train ID Days of operation/Notes 1st Class/Reservations/Bus	SW	SW	SW	SW	SW	SW	SW	SW	SW	SW	SW	SW	SW	SW	SW	SW	SW	SW	SW
	1T34 C	2P34 R	1W54 B	1A34 I	1P34 A	2L36 I	2F32	1L36 Q	1W12 B	1A36 I	1P36 T	2L38 I	2F34	1T38 C	2P38 R	1W56 B	1A38 I	1P38 A	
Basingstoke (BSK)	d	1117		1135				1124		1157				1154		1217		1235	
Hook (HOK)	d							1131						1201					
Winchfield (WNF)	d							1135						1205					
Fleet (FLE)	d							1140						1210					
Farnborough (Main) (FNB)	d	1130						1146						1216		1230			
Alton (AON)	d				1115					1144								1215	
Bentley (BTY)	d									1151									
Farnham (FNH)	d				1128c					1158								1228c	
Aldershot (AHT)	d				1134					1204								1234	
Ash Vale (AHV)	d				1139					1209								1239	
Brookwood (BKO)	3 d				1146		1153			1216		1223						1246	
Guildford (GLD)	d		1135			1149						1219					1236		1249
Worplesdon (WPL)	d		1140													1241			
Woking (WOK)	a	1139	1145		1151	1156	1158		1215		1221	1226	1228		1240	1246		1251	1257
Woking (WOK)	d	1141	1146		1152	1157	1159	1203	1217	1221	1222	1227	1229	1233	1241	1247		1252	1258
West Byfleet (WBY)	d				1157			1207						1237				1257	
Byfleet & New Haw (BFN)	d							1210						1240					
Weybridge (WYB)	d					1206	1213					1236	1243						
Walton-On-Thames (WAL)	d					1210	1217					1240	1247						
Hersham (HER)	d						1219						1249						
Esher (ESH)	d						1222						1252						
Surbiton (SUR)	6 d			1208		1216	1227			1238		1246	1257				1308		
Wimbledon (WIM)	6 a						1235						1304						
Earlsfield (EAD)	a						1239						1308						
Clapham Junction (CLJ)	10 a		1205	1211	1219		1242	1236		1249		1257	1312		1306	1311	1319		
Vauxhall (VXH)	a						1247						1317						
London Waterloo (WAT)	15 a	1209	1215	1220	1228	1222	1238	1252	1249	1249	1258	1251	1306	1322	1309	1316	1320	1328	1322

**NOTES** (see introductory pages for explanation of train operator codes and standard symbols)

- a Arrival time
- d Departure time
- c Arrives 3 minutes earlier
- A From Portsmouth Harbour, see table 155
- B From Weymouth, see table 154
- C From Portsmouth Harbour via Eastleigh, see table 154
- Q From Exeter St Davids, see table 153
- R From Portsmouth & Southsea, see table 155
- T From Haslemere, see table 155

Basingstoke, Alton, Farnham, Aldershot, Guildford and Woking to London

**Mondays to Fridays**

Operator Train ID Days of operation/Notes 1st Class/Reservations/Bus	SW	SW	SW	SW	SW	SW	SW	SW	SW	SW	SW	SW	SW	SW	SW	SW	SW	SW	
	2L40	2F36	1L40 U	1W16 B	1A40	1P40 T	2L42	2F38	1T42 C	2P42 R	1W58 B	1A42	1P42 A	2L44	2F40	1L44 Q	1W18 B	1A44	
Basingstoke (BSK)	d	1224		1257				1254		1317		1335				1324		1357	
Hook (HOK)	d	1231						1301								1331			
Winchfield (WNF)	d	1235						1305								1335			
Fleet (FLE)	d	1240						1310								1340			
Farnborough (Main) (FNB)	d	1246						1316		1331						1346			
Alton (AON)	d					1244							1315						1344
Bentley (BTY)	d					1251													1351
Farnham (FNH)	d					1258							1328c						1358
Aldershot (AHT)	d					1304							1334						1404
Ash Vale (AHV)	d					1309							1339						1409
Brookwood (BKO)	6 d	1253				1316		1323					1346		1353				1416
Guildford (GLD)	d						1319				1335			1349					
Worplesdon (WPL)	d										1340								
Woking (WOK)	a	1258		1315		1321	1326	1328		1340	1345		1351	1356	1358		1416		1421
Woking (WOK)	d	1259	1303	1317	1321	1322	1327	1329	1333	1341	1346		1352	1357	1359	1403	1417	1421	1422
West Byfleet (WBY)	d		1307			1327				1337			1357			1407			1427
Byfleet & New Haw (BFN)	d		1310							1340						1410			
Weybridge (WYB)	d	1306	1313					1336	1343						1406	1413			
Walton-On-Thames (WAL)	d	1310	1317					1340	1347						1410	1417			
Hersham (HER)	d		1319						1349							1419			
Esher (ESH)	d		1322						1352							1422			
Surbiton (SUR)	6 d	1316	1327			1338		1346	1357			1408		1416	1427				1438
Wimbledon (WIM)	6 a		1334						1404							1434			
Earlsfield (EAD)	a		1338						1408							1438			
Clapham Junction (CLJ)	10 a		1342	1336		1349		1357	1412		1407	1411	1419			1442	1436		1449
Vauxhall (VXH)	a		1347						1417							1447			
London Waterloo (WAT)	15 a	1339	1352	1349	1349	1358	1351	1409	1422	1409	1416	1420	1428	1422	1436	1452	1449	1449	1459

Operator Train ID Days of operation/Notes 1st Class/Reservations/Bus	SW	SW	SW	SW	SW	SW	SW	SW	SW	SW	SW	SW	SW	SW	SW	SW	SW	SW	SW
	1P44 T	2L46	2F42	1T46 C	2P46 R	1W60 B	1A46	1P46 A	2L48	2F44	1L48 Q	1W20 B	1A48	1P48 T	2L50	2F46	1T50 C	2P50 R	
Basingstoke (BSK)	d		1354		1417		1435			1424		1457				1454		1517	
Hook (HOK)	d		1401							1431						1501			
Winchfield (WNF)	d		1405							1435						1505			
Fleet (FLE)	d		1410							1440						1510			
Farnborough (Main) (FNB)	d		1416		1430					1446						1516		1531	
Alton (AON)	d						1415						1444						
Bentley (BTY)	d												1451						
Farnham (FNH)	d						1428c						1458						
Aldershot (AHT)	d						1434						1504						
Ash Vale (AHV)	d						1439						1509						
Brookwood (BKO)	6 d		1423				1446		1453				1516		1523				
Guildford (GLD)	d	1419				1435			1449					1519					1535
Worplesdon (WPL)	d					1440													1540
Woking (WOK)	a	1426	1428		1439	1445		1451	1456	1458		1515		1521	1526	1528		1540	1545
Woking (WOK)	d	1427	1429	1433	1441	1446		1452	1457	1459	1503	1517	1521	1522	1527	1529	1533	1541	1546
West Byfleet (WBY)	d			1437				1457			1507			1527			1537		
Byfleet & New Haw (BFN)	d			1440							1510					1540			
Weybridge (WYB)	d		1436	1443						1506	1513				1536	1543			
Walton-On-Thames (WAL)	d		1440	1447						1510	1517				1540	1547			
Hersham (HER)	d			1449							1519					1549			
Esher (ESH)	d			1452							1522					1552			
Surbiton (SUR)	6 d		1446	1457			1508		1516	1527			1538		1546	1557			
Wimbledon (WIM)	6 a			1504							1534					1604			
Earlsfield (EAD)	a			1508							1538					1608			
Clapham Junction (CLJ)	10 a		1457	1512		1505	1511	1519			1542	1536		1549		1557			1605
Vauxhall (VXH)	a			1517							1547					1617			
London Waterloo (WAT)	15 a	1457	1506	1522	1509	1514	1520	1528	1522	1541	1552	1549	1552	1558	1555	1606	1622	1608	1616

**NOTES** (see introductory pages for explanation of train operator codes and standard symbols)

- a Arrival time
- d Departure time
- c Arrives 3 minutes earlier
- A From Portsmouth Harbour, see table 155
- B From Weymouth, see table 154
- C From Portsmouth Harbour via Eastleigh, see table 154
- Q From Exeter St Davids, see table 153
- R From Portsmouth & Southsea, see table 155
- T From Haslemere, see table 155
- U From Exeter St Davids/Yeovil Pen Mill, see table 153

Basingstoke, Alton, Farnham, Aldershot, Guildford and Woking to London

**Mondays to Fridays**

Operator Train ID Days of operation/Notes 1st Class/Reservations/Bus	SW	SW	SW	SW	SW	SW	SW	SW	SW	SW	SW	SW	SW	SW	SW	SW	SW	SW	
	1050 V □	1W62 B □	1A50 □	1P50 A □	2L52 □	2F48 □	1L52 Q □	1W22 B □	1A52 □	2L54 □	1P52 A □	2F50 □	1T54 C □	2P54 R □	1L54 W □	1W64 B □	1A54 □	1P54 M □	
Basingstoke (BSK)	d	1530	1535			1524		1557			1554			1617		1630	1635		
Hook (HOK)	d					1531				1601									
Winchfield (WNF)	d					1535				1605									
Fleet (FLE)	d					1540				1610									
Farnborough (Main) (FNB)	d					1546				1616			1630						
Alton (AON)	d			1515						1544							1615		
Bentley (BTY)	d									1551									
Farnham (FNH)	d			1528c						1558							1628c		
Aldershot (AHT)	d			1534						1604							1634		
Ash Vale (AHV)	d			1539						1609							1639		
Brookwood (BKO)	6 d			1546		1553				1616	1623						1646		
Guildford (GLD)	d				1549							1621			1634			1649	
Worplesdon (WPL)	d													1640					
Woking (WOK)	a	1549		1551	1556	1558		1615		1621	1628	1629		1639	1644	1649		1651	1657
Woking (WOK)	d	1550		1552	1557	1559	1603	1617	1621	1622	1629	1631	1633	1641	1645	1650		1652	1658
West Byfleet (WBY)	d			1557			1607			1627			1637					1657	
Byfleet & New Haw (BFN)	d						1610						1640						
Weybridge (WYB)	d					1606	1613				1636		1643						
Walton-On-Thames (WAL)	d				1610		1617				1640		1647						
Hersham (HER)	d						1619						1649						
Esher (ESH)	d						1622						1652						
Surbiton (SUR)	6 d			1608		1616	1627			1638	1646		1657				1708		
Wimbledon (WIM)	6 a						1634						1704						
Earlsfield (EAD)	a						1638						1708						
Clapham Junction (CLJ)	10 a		1611				1642	1636		1649	1657		1712		1705		1712		
Vauxhall (VXH)	a						1647						1717						
London Waterloo (WAT)	15 a	1618	1620	1624	1624	1638	1652	1649	1649	1659	1708	1701	1723	1708	1717	1719	1724	1729	1729

Operator Train ID Days of operation/Notes 1st Class/Reservations/Bus	SW	SW	SW	SW	SW	SW	SW	SW	SW	SW	SW	SW	SW	SW	SW	SW	SW	SW	SW
	2L56 □	2F52 □	2P56 A □	1L56 X □	1W24 B □	1A56 □	1P56 A □	2L58 □	2F54 □	1T58 C □	2P58 R □	1W66 B □	1A58 □	1P58 Y □	2L60 □	2F56 □	2P60 A □	1L60 Q □	
Basingstoke (BSK)	d	1623			1657					1654		1717			1735			1724	1757
Hook (HOK)	d	1630								1701								1731	
Winchfield (WNF)	d	1634								1705								1735	
Fleet (FLE)	d	1639								1710								1740	
Farnborough (Main) (FNB)	d	1645								1716		1730						1746	
Alton (AON)	d					1644							1714						
Bentley (BTY)	d					1651							1721						
Farnham (FNH)	d					1658							1728						
Aldershot (AHT)	d					1704							1734						
Ash Vale (AHV)	d					1709							1739						
Brookwood (BKO)	6 d	1652				1716		1723					1746		1753				
Guildford (GLD)	d			1701			1719					1734		1749				1801	
Worplesdon (WPL)	d			1707								1740						1807	
Woking (WOK)	a	1657		1711	1716		1721	1726	1728		1739	1744		1751	1757	1758		1811	1816
Woking (WOK)	d	1658	1701	1712	1717	1721	1722	1727	1729	1732	1741	1745		1752	1758	1759	1802	1812	1817
West Byfleet (WBY)	d		1705				1727			1736			1757				1806		
Byfleet & New Haw (BFN)	d		1708							1739							1809		
Weybridge (WYB)	d	1705	1712					1736	1742						1806		1812		
Walton-On-Thames (WAL)	d	1709	1716					1740	1746						1810		1816		
Hersham (HER)	d		1718						1748								1818		
Esher (ESH)	d		1721						1751								1821		
Surbiton (SUR)	6 d	1716	1726			1738		1746	1756			1808		1816		1826			
Wimbledon (WIM)	6 a		1735						1804								1834		
Earlsfield (EAD)	a		1738						1808								1838		
Clapham Junction (CLJ)	10 a		1742	1733	1737		1749		1757	1811		1804	1811	1819		1828	1842	1832	1836
Vauxhall (VXH)	a		1747						1816								1847		
London Waterloo (WAT)	15 a	1738	1752	1744	1751	1750	1759	1759	1808	1821	1813	1815	1820	1828	1822	1841	1853	1843	1849

**NOTES** (see introductory pages for explanation of train operator codes and standard symbols)

- a Arrival time
- d Departure time
- c Arrives 3 minutes earlier
- A From Portsmouth Harbour, see table 155
- B From Weymouth, see table 154
- C From Portsmouth Harbour via Eastleigh, see table 154
- M From Havant, see table 155
- Q From Exeter St Davids, see table 153
- R From Portsmouth & Southsea, see table 155
- V From Yeovil Junction, see table 153
- W From Salisbury, see table 153
- X From Exeter St Davids/Yeovil Junction, see table 153
- Y From Fareham, see table 155

Basingstoke, Alton, Farnham, Aldershot, Guildford and Woking to London

**Mondays to Fridays**

Operator Train ID Days of operation/Notes 1st Class/Reservations/Bus	SW	SW	SW	SW	SW	SW	SW	SW	SW	SW	SW	SW	SW	SW	SW	SW	SW	SW	
	1W26 B □	1A60 □	2L62 □	2F58 □	1P60 A □	1T62 C □	2P62 A □	1W68 B □	1A62 □	2L64 □	2F60 □	1P62 A □	1L64 Q □	1A64 □	1W28 B □	2L66 □	2F62 □	1T66 C □	
Basingstoke (BSK)	d		1754			1817		1835		1824			1901			1855		1917	
Hook (HOK)	d		1801							1831						1902			
Winchfield (WNF)	d		1805							1835						1906			
Fleet (FLE)	d		1810							1840						1911			
Farnborough (Main) (FNB)	d		1816			1830				1846						1917		1931	
Alton (AON)	d	1744							1814					1835					
Bentley (BTY)	d	1751							1823c					1842					
Farnham (FNH)	d	1758							1828					1858e					
Aldershot (AHT)	d	1804							1834					1904					
Ash Vale (AHV)	d	1809							1839					1909					
Brookwood (BKO)	6 d	1816	1823						1846	1853				1916		1924			
Guildford (GLD)	d				1822			1835					1853						
Worplesdon (WPL)	d							1840											
Woking (WOK)	a	1821	1828		1833	1840	1845		1852	1858		1904	1920	1921		1929		1941	
Woking (WOK)	d	1821	1822	1829	1832	1835	1841	1846		1852	1859	1902	1905	1921	1922	1926	1930	1933	1941
West Byfleet (WBY)	d		1827		1836				1857			1906			1927			1937	
Byfleet & New Haw (BFN)	d				1839							1909						1940	
Weybridge (WYB)	d			1836	1842					1906	1912					1936	1943		
Walton-On-Thames (WAL)	d		1840	1846						1910	1916				1940	1947			
Hersham (HER)	d			1848							1918							1949	
Esher (ESH)	d			1851							1921							1952	
Surbiton (SUR)	6 d	1838	1847	1856					1908	1917	1927			1938		1947	1957		
Wimbledon (WIM)	6 a			1905							1935							2004	
Earlsfield (EAD)	a			1908							1939							2008	
Clapham Junction (CLJ)	10 a	1848	1858	1911			1905	1911			1941		1940	1948		1958	2012		
Vauxhall (VXH)	a			1916							1946							2017	
London Waterloo (WAT)	15 a	1849	1857	1907	1924	1859	1909	1914	1920	1929	1936	1952	1929	1949	1957	1951	2007	2022	2009

Operator Train ID Days of operation/Notes 1st Class/Reservations/Bus	SW	SW	SW	SW	SW	SW	SW	SW	SW	SW	SW	SW	SW	SW	SW	SW	SW	SW	SW
	2P66 R □	1W70 B □	1A66 □	1P66 A □	2L68 □	2F64 □	1A68 □	1W30 B □	1P68 A □	2F66 □	1L68 Q □	1T70 C □	2P70 R □	1W72 B □	1P70 A □	2L72 □	2F68 □	1L72 Q □	
Basingstoke (BSK)	d	1935			1924						2011	2016		2035			2024		2059
Hook (HOK)	d				1931												2031		
Winchfield (WNF)	d				1935												2035		
Fleet (FLE)	d				1940												2040		
Farnborough (Main) (FNB)	d				1946							2030					2046		
Alton (AON)	d		1908					1938											
Bentley (BTY)	d							1945											
Farnham (FNH)	d		1928f					1958g											
Aldershot (AHT)	d		1934					2004											
Ash Vale (AHV)	d		1939					2009											
Brookwood (BKO)	6 d		1946		1953			2016									2053		
Guildford (GLD)	d	1935			1949				2018				2035		2049				
Worplesdon (WPL)	d	1940											2040						
Woking (WOK)	a	1945		1951	1956	1958		2021		2026		2031	2039	2045		2057	2058		2117
Woking (WOK)	d	1946		1952	1957	1959	2002	2022	2023	2027	2033	2035	2041	2046		2058	2059	2103	2118
West Byfleet (WBY)	d			1957			2006	2027			2037							2107	
Byfleet & New Haw (BFN)	d						2009				2040							2110	
Weybridge (WYB)	d				2005	2012					2043					2106	2113		
Walton-On-Thames (WAL)	d				2009	2016					2047					2110	2117		
Hersham (HER)	d					2018					2049							2119	
Esher (ESH)	d					2021					2052							2122	
Surbiton (SUR)	6 d		2008		2016	2026	2038				2057					2116	2127		
Wimbledon (WIM)	6 a					2035					2105							2134	
Earlsfield (EAD)	a					2039					2109							2138	
Clapham Junction (CLJ)	10 a	2005	2011	2019		2041	2049				2112	2054	2107	2111			2142	2138	
Vauxhall (VXH)	a					2046					2117							2147	
London Waterloo (WAT)	15 a	2014	2020	2029	2027	2039	2052	2058	2049	2051	2122	2103	2113	2119	2127	2129	2139	2152	2149

**NOTES** (see introductory pages for explanation of train operator codes and standard symbols)

- a Arrival time
- d Departure time
- c Arrives 3 minutes earlier
- e Arrives 11 minutes earlier
- f Arrives 10 minutes earlier
- g Arrives 6 minutes earlier
- A From Portsmouth Harbour, see table 155
- B From Weymouth, see table 154
- C From Portsmouth Harbour via Eastleigh, see table 154
- Q From Exeter St Davids, see table 153
- R From Portsmouth & Southsea, see table 155

Basingstoke, Alton, Farnham, Aldershot, Guildford and Woking to London

**Mondays to Fridays**

Operator Train ID Days of operation/Notes 1st Class/Reservations/Bus	SW 1W32 B I	SW 1A72 I	SW 1P72 T I	SW 2F70 I	SW 1W74 B I	SW 2P74 A I	SW 2T62 C I	SW 2F72 I	SW 1L76 Q I	SW 1A76 I	SW 1W36 B I	SW 1P76 T I	SW 2F74 FO	SW 2F74 FX	SW 2P78 A I	SW 2T64 FX C I	SW 2T64 FO C I	SW 1W78 B I	
Basingstoke (BSK)	d				2135		2124		2200							2224	2224	2241	
Hook (HOK)	d						2131									2231	2231		
Winchfield (WNF)	d						2135									2235	2235		
Fleet (FLE)	d						2140									2240	2240		
Farnborough (Main) (FNB)	d						2146									2246	2246		
Alton (AON)	d		2044							2144									
Bentley (BTY)	d		2051							2151									
Farnham (FNH)	d		2058							2158									
Aldershot (AHT)	d		2104							2204									
Ash Vale (AHV)	d		2109							2209									
Brookwood (BKO)	3 d		2116				2153			2216						2253	2253		
Guildford (GLD)	d			2119			2139					2219				2237			
Worplesdon (WPL)	d						2146									2242			
Woking (WOK)	a		2121	2126	2153	2157	2158		2218	2221		2228				2258	2258	2259	
Woking (WOK)	d	2122	2122	2127	2133	2154	2200	2159	2203	2219	2222	2224	2229	2233	2233	2248	2259	2259	2301
West Byfleet (WBY)	d		2127		2137				2207		2227			2237	2237				
Byfleet & New Haw (BFN)	d				2140				2210					2240	2240				
Weybridge (WYB)	d				2143			2206	2213					2243	2243		2306	2306	
Walton-On-Thames (WAL)	d				2147			2210	2217					2247	2247		2310	2310	
Hersham (HER)	d				2149				2219					2249	2249				
Esher (ESH)	d				2152				2222					2252	2252				
Surbiton (SUR)	6 d		2138		2157			2217	2227		2238			2257	2257		2316	2316	
Wimbledon (WIM)	6 a				2204				2234					2304	2304				
Earlsfield (EAD)	a				2208				2238					2308	2308				
Clapham Junction (CLJ)	10 a		2149		2212	2213	2219		2242	2238	2250			2312	2312	2307			2322
Vauxhall (VXH)	a				2217				2247					2317	2317				
London Waterloo (WAT)	15 a	2151	2158	2153	2224	2222	2228	2234	2254	2249	2259	2249	2253	2324	2326	2316	2334	2336	2331

Operator Train ID Days of operation/Notes 1st Class/Reservations/Bus	SW 2F80 FX	SW 2F80 FO	SW 1A80 FX I	SW 1A80 FO I	SW 1L80 FO Q I	SW 1L80 FX Q I	SW 2L82 FO I	SW 2L82 FX I	SW 2F78 I	SW 2F82 FO I	SW 1A82 I	SW 2P82 FX A I	SW 2P82 FO A I	SW 1W82 B I	SW 1A84 I
Basingstoke (BSK)	d				2307	2307	2254	2254						2344	
Hook (HOK)	d						2301	2301						2351	
Winchfield (WNF)	d						2305	2305						2355	
Fleet (FLE)	d						2310	2310						0001	
Farnborough (Main) (FNB)	d						2316	2316						0006	
Alton (AON)	d		2244	2244							2315				2348
Bentley (BTY)	d		2251	2251											0005
Farnham (FNH)	d		2258	2258							2328				0010a
Aldershot (AHT)	d		2304	2304							2334				
Ash Vale (AHV)	d		2309	2309							2339				
Brookwood (BKO)	3 d		2316	2316			2323	2323			2346			0013	
Guildford (GLD)	d								2315			2339	2339		
Worplesdon (WPL)	d											2345	2345		
Woking (WOK)	a		2321	2321	2326	2326	2328	2328	2337		2351	2349	2351	0018	
Woking (WOK)	d	2303	2304	2322	2322	2327	2327	2330	2333		2347		2356	2356	
West Byfleet (WBY)	d	2307	2308	2327	2327				2338		2352				
Byfleet & New Haw (BFN)	d	2310	2311						2341		2355				
Weybridge (WYB)	d	2313	2314						2345		2358				
Walton-On-Thames (WAL)	d	2317	2318						2349		0002				
Hersham (HER)	d	2319	2320						2352		0005				
Esher (ESH)	d	2322	2323						2355		0008				
Surbiton (SUR)	6 d	2327	2328	2338	2338		2342	0001	0014		0008	0008			
Wimbledon (WIM)	6 a	2336	2335					0011	0021		0016	0015			
Earlsfield (EAD)	a	2340	2339						0026						
Clapham Junction (CLJ)	10 a	2344	2343	2350	2350	2346	2346	2354	0018		0023	0022			
Vauxhall (VXH)	a	2349	2348						0024		0034				
London Waterloo (WAT)	15 a	2354	2357	2359	0001	2355	2356	0004	0030		0040		0032	0032	

**NOTES** (see introductory pages for explanation of train operator codes and standard symbols)

- a Arrival time
- d Departure time
- A From Portsmouth Harbour, see table 155
- B From Weymouth, see table 154
- C From Portsmouth Harbour via Eastleigh, see table 154
- Q From Exeter St Davids, see table 153
- T From Haslemere, see table 155
- FO Fridays only
- FX Not Fridays

Basingstoke, Alton, Farnham, Aldershot, Guildford and Woking to London

Saturdays

Operator Train ID Days of operation/Notes 1st Class/Reservations/Bus	SW 2F82	SW 2P82 A	SW 1W82 B	SW 1A84	SW 2F02	SW 1S08	SW 2F06	SW 2L10 D	SW 2L10 E	SW 2F06	SW 2F08	SW 2P12 F	SW 2P12 G	SW 1L12 H	SW 2B14 J	SW 2F10	SW 2P14 A	SW 1A14 D
Basingstoke (BSK)	d							0451	0454					0559	0554			
Hook (HOK)	d							0458	0501						0601			
Winchfield (WNF)	d							0502	0505						0605			
Fleet (FLE)	d			0001				0507	0510						0610			
Farnborough (Main) (FNB)	d			0006				0513	0516						0616			
Alton (AON)	d																	0612
Bentley (BTY)	d				0005													0619
Farnham (FNH)	d				0010a													0625
Aldershot (AHT)	d																	0632
Ash Vale (AHV)	d																	0638
Brookwood (BKO)	3 d			0013				0520	0523						0623			0645
Guildford (GLD)	d				0425		0514					0601	0603				0639	
Worplesdon (WPL)	d						0519										0644	
Woking (WOK)	a			0018	0433		0524	0528	0528	←		0611	0611	0618	0628		0649	0651
Woking (WOK)	d				0435	0527	0532	0529	0529	0532	0602	0612	0612	0619	0629	0633	0650	0652
West Byfleet (WBY)	d					0532	→			0536	0606					0637		0657
Byfleet & New Haw (BFN)	d					0535				0539	0609					0640		
Weybridge (WYB)	d									0542	0612				0636	0643		
Walton-On-Thames (WAL)	d	0002								0546	0616				0640	0647		
Hersham (HER)	d	0005								0548	0618					0649		
Esher (ESH)	d	0008								0551	0621					0652		
Surbiton (SUR)	6 d	0014	0008		0454			0540	0540	0556	0626				0646	0657		0708
Wimbledon (WIM)	6 a	0021	0015		0501			0548	0548	0604	0634					0704		
Earlsfield (EAD)	a	0026								0609	0638					0708		
Clapham Junction (CLJ)	10 a	0029	0022		0508			0600	0600	0613	0642	0631	0631	0638	0657	0712	0709	0718
Vauxhall (VXH)	10 a	0034						0607	0607	0618	0647					0717		
London Waterloo (WAT)	15 a	0040	0032		0518			0613	0613	0623	0654	0640	0640	0649	0706	0722	0718	0727

Operator Train ID Days of operation/Notes 1st Class/Reservations/Bus	SW 1A14 E	SW 1L14 H	SW 2B16 J	SW 1B14 J	SW 2F12	SW 1L16 H	SW 1A16 K	SW 1B16 K	SW 2L18	SW 2F14	SW 2P18 L	SW 1L18 H	SW 1A18 A	SW 1P18 A	SW 2T18 C	SW 2B18 J	SW 2F16	SW 1L20 M	
Basingstoke (BSK)	d		0630	0624	0641			0708	0654			0730			0724	0743		0758	
Hook (HOK)	d			0631					0701						0731				
Winchfield (WNF)	d			0635					0705						0735				
Fleet (FLE)	d			0640					0710						0740	0754			
Farnborough (Main) (FNB)	d			0646					0716						0746	0800			
Alton (AON)	d	0614						0644					0714						
Bentley (BTY)	d	0621						0651					0721						
Farnham (FNH)	d	0628						0658					0728						
Aldershot (AHT)	d	0634						0704					0734						
Ash Vale (AHV)	d	0639						0709					0739						
Brookwood (BKO)	3 d	0646		0653				0716		0723			0746		0753				
Guildford (GLD)	d				0654						0735			0749					
Worplesdon (WPL)	d										0740								
Woking (WOK)	a	0651	0653	0658	0659	0702	0716	0721	0726	0728	0745	0749	0751	0756	0758			0816	
Woking (WOK)	d	0652	0654	0659	0700	0703	0717	0722	0727	0729	0733	0746	0750	0752	0757	0759		0803	
West Byfleet (WBY)	d	0657				0707		0727			0737			0757				0807	
Byfleet & New Haw (BFN)	d					0710					0740							0810	
Weybridge (WYB)	d			0706		0713				0736	0743				0806			0813	
Walton-On-Thames (WAL)	d			0710		0717				0740	0747				0810			0817	
Hersham (HER)	d					0719					0749							0819	
Esher (ESH)	d					0722					0752							0822	
Surbiton (SUR)	6 d	0708		0716		0727		0738		0747	0757		0808		0816			0827	
Wimbledon (WIM)	6 a					0734					0804							0834	
Earlsfield (EAD)	a					0738					0808							0838	
Clapham Junction (CLJ)	10 a	0718				0742	0738	0749		0758	0812	0805	0819			0827	0842	0837	
Vauxhall (VXH)	10 a					0747					0817							0847	
London Waterloo (WAT)	15 a	0727	0720	0734	0729e	0752	0749	0759	0752	0807	0822	0814	0819	0828	0822	0840	0839	0852	0849

NOTES (see introductory pages for explanation of train operator codes and standard symbols)

- a Arrival time
- d Departure time
- e From 15 October arrives 3 minutes later
- A From Portsmouth Harbour, see table 155
- B From Weymouth, see table 154
- C From Portsmouth Harbour via Eastleigh, see table 154
- D Runs from 15 October
- E Runs until 8 October
- F Runs from 15 October. From Portsmouth Harbour, see table 155
- G Runs until 8 October. From Portsmouth Harbour, see table 155
- H From Salisbury, see table 153
- J From Southampton Central, see table 154
- K From Poole, see table 154
- L From Portsmouth & Southsea, see table 155
- M From Exeter St Davids, see table 153

## Basingstoke, Alton, Farnham, Aldershot, Guildford and Woking to London

## Saturdays

Operator Train ID Days of operation/Notes 1st Class/Reservations/Bus	SW 1A20	SW 1W92 B	SW 1P20 A	SW 2L22	SW 2F18	SW 1T24 C	SW 2P22 L	SW 1L22 N	SW 1W48 B	SW 1A22	SW 1P22 A	SW 2L24	SW 2F20	SW 1L24 H	SW 1W94 B	SW 1A24	SW 1P24 A	SW 2L26	
Basingstoke (BSK)	d			0754		0817		0830	0835			0824		0857				0854	
Hook (HOK)	d			0801								0831						0901	
Winchfield (WNF)	d			0805								0835						0905	
Fleet (FLE)	d			0810								0840						0910	
Farnborough (Main) (FNB)	d			0816		0830						0846						0916	
Alton (AON)	d	0744								0814						0844			
Bentley (BTY)	d	0751								0821						0851			
Farnham (FNH)	d	0758								0828						0858			
Aldershot (AHT)	d	0804								0834						0904			
Ash Vale (AHV)	d	0809								0839						0909			
Brookwood (BKO)	6 d	0816		0823						0846		0853				0916		0923	
Guildford (GLD)	d		0819				0835				0849						0919		
Worplesdon (WPL)	d						0840												
Woking (WOK)	a	0821	0826	0828		0839	0845	0849		0851	0856	0858		0915		0921	0926	0928	
Woking (WOK)	d	0822	0823	0827	0829	0833	0841	0846	0850		0852	0857	0859	0903	0916	0921	0922	0927	0929
West Byfleet (WBY)	d	0827				0837				0857				0907			0927		
Byfleet & New Haw (BFN)	d					0840								0910					
Weybridge (WYB)	d			0836	0843							0906		0913					0936
Walton-On-Thames (WAL)	d			0840	0847							0910		0917					0940
Hersham (HER)	d				0849									0919					
Esher (ESH)	d				0852									0922					
Surbiton (SUR)	6 d	0838		0846	0857					0908		0916		0927		0938		0946	
Wimbledon (WIM)	6 a				0904									0934					
Earlsfield (EAD)	a				0908									0938					
Clapham Junction (CLJ)	10 a	0849		0857	0912		0905		0911	0919				0942	0936		0949		0957
Vauxhall (VXH)	15 a				0917									0947					
London Waterloo (WAT)	15 a	0858	0849	0852	0909	0922	0909	0914	0919	0920	0928	0922	0939	0952	0949	0949	0958	0952	1009

Operator Train ID Days of operation/Notes 1st Class/Reservations/Bus	SW 2F22	SW 1T26 C	SW 2P26 L	SW 1L26 P	SW 1W50 B	SW 1A26	SW 1P26 A	SW 2L28	SW 2F24	SW 1L28 M	SW 1W06 B	SW 1A28	SW 1P28 A	SW 2L30	SW 2F26	SW 1T30 C	SW 2P30 L	SW 1L30 H	
Basingstoke (BSK)	d		0917		0930	0936			0924		0957					0954		1030	
Hook (HOK)	d								0931							1001			
Winchfield (WNF)	d								0935							1005			
Fleet (FLE)	d								0940							1010			
Farnborough (Main) (FNB)	d		0930						0946							1016		1030	
Alton (AON)	d					0914						0944							
Bentley (BTY)	d					0921						0951							
Farnham (FNH)	d					0928						0958							
Aldershot (AHT)	d					0934						1004							
Ash Vale (AHV)	d					0939						1009							
Brookwood (BKO)	6 d					0946		0953				1016		1023					
Guildford (GLD)	d			0935			0949						1019					1035	
Worplesdon (WPL)	d			0940														1040	
Woking (WOK)	a		0939	0945	0949		0951	0956	0958		1015		1021	1026	1028		1039	1045	1049
Woking (WOK)	d	0933	0941	0946	0950		0952	0957	0959	1003	1016	1021	1022	1027	1029	1033	1041	1046	1050
West Byfleet (WBY)	d	0937					0957			1007						1037			
Byfleet & New Haw (BFN)	d	0940								1010						1040			
Weybridge (WYB)	d	0943						1006	1013					1036	1043				
Walton-On-Thames (WAL)	d	0947						1010	1017					1040	1047				
Hersham (HER)	d	0949							1019						1049				
Esher (ESH)	d	0952							1022						1052				
Surbiton (SUR)	6 d	0957				1008		1016	1027			1038		1046	1057				
Wimbledon (WIM)	6 a	1004							1034						1104				
Earlsfield (EAD)	a	1008							1038						1108				
Clapham Junction (CLJ)	10 a	1012		1005	1011	1019			1042	1036		1049		1057	1112		1105		
Vauxhall (VXH)	15 a	1017							1047						1117				
London Waterloo (WAT)	15 a	1022	1009	1014	1019	1020	1028	1022	1039	1052	1049	1049	1058	1052	1106	1122	1109	1114	1119

## NOTES (see introductory pages for explanation of train operator codes and standard symbols)

- a Arrival time
- d Departure time
- A From Portsmouth Harbour, see table 155
- B From Weymouth, see table 154
- C From Portsmouth Harbour via Eastleigh, see table 154
- H From Salisbury, see table 153
- L From Portsmouth & Southsea, see table 155
- M From Exeter St Davids, see table 153
- N From Honiton, see table 153
- P From Exeter St Davids/Castle Cary, see table 153

Basingstoke, Alton, Farnham, Aldershot, Guildford and Woking to London

Saturdays

Operator Train ID Days of operation/Notes 1st Class/Reservations/Bus	SW 1W52 B □	SW 1A30 □	SW 1P30 A □	SW 2L32 □	SW 2F28 □	SW 1L32 M □	SW 1W08 B □	SW 1A32 □	SW 1P32 A □	SW 2L34 □	SW 2F30 □	SW 1T34 C □	SW 2P34 L □	SW 1L34 Q □	SW 1W54 B □	SW 1A34 □	SW 1P34 A □	SW 2L36 □	
Basingstoke (BSK)	d	1035			1024		1057			1054		1117		1130	1135			1124	
Hook (HOK)	d				1031					1101								1131	
Winchfield (WNF)	d				1035					1105								1135	
Fleet (FLE)	d				1040					1110								1140	
Farnborough (Main) (FNB)	d				1046					1116		1130						1146	
Alton (AON)	d		1014					1044								1115			
Bentley (BTY)	d		1021					1051											
Farnham (FNH)	d		1028					1058								1128c			
Aldershot (AHT)	d		1034					1104								1134			
Ash Vale (AHV)	d		1039					1109								1139			
Brookwood (BKO)	6 d		1046		1053			1116		1123					1146		1153		
Guildford (GLD)	d			1049					1119				1135				1149		
Worplesdon (WPL)	d												1140						
Woking (WOK)	a		1051	1056	1058		1115	1121	1126	1128		1140	1145	1149		1151	1156	1158	
Woking (WOK)	d		1052	1057	1059	1103	1116	1121	1122	1127	1129	1133	1141	1146	1150		1152	1157	1159
West Byfleet (WBY)	d		1057			1107			1127			1137				1157			
Byfleet & New Haw (BFN)	d					1110						1140							
Weybridge (WYB)	d				1106	1113				1136	1143							1206	
Walton-On-Thames (WAL)	d				1110	1117				1140	1147							1210	
Hersham (HER)	d					1119					1149								
Esher (ESH)	d					1122					1152								
Surbiton (SUR)	6 d		1108		1116	1127		1138		1146	1157				1208		1216		
Wimbledon (WIM)	6 a					1134					1204								
Earlsfield (EAD)	a					1138					1208								
Clapham Junction (CLJ)	10 a	1111	1119			1142	1136	1149		1157	1212		1205		1211	1219			
Vauxhall (VXH)	a					1147					1217								
London Waterloo (WAT)	15 a	1120	1128	1124	1139	1152	1149	1149	1158	1154	1209	1222	1213	1217	1219	1224	1228	1226	1238

Operator Train ID Days of operation/Notes 1st Class/Reservations/Bus	SW 2F32 □	SW 1L36 M □	SW 1W12 B □	SW 1A36 □	SW 1P36 A □	SW 2L38 □	SW 2F34 □	SW 1T38 C □	SW 2P38 L □	SW 1L38 H □	SW 1W56 B □	SW 1A38 □	SW 1P38 A □	SW 2L40 □	SW 2F36 □	SW 1L40 R □	SW 1W16 B □	SW 1A40 □	
Basingstoke (BSK)	d		1157					1154		1216		1230	1235			1224			
Hook (HOK)	d							1201								1231			
Winchfield (WNF)	d							1205								1235			
Fleet (FLE)	d							1210								1240			
Farnborough (Main) (FNB)	d							1216		1230						1246			
Alton (AON)	d				1144							1215						1244	
Bentley (BTY)	d				1151													1251	
Farnham (FNH)	d				1158							1228c						1258	
Aldershot (AHT)	d				1204							1234						1304	
Ash Vale (AHV)	d				1209							1240						1309	
Brookwood (BKO)	6 d				1216		1223					1247		1253				1316	
Guildford (GLD)	d					1219				1235			1249						
Worplesdon (WPL)	d									1240									
Woking (WOK)	a		1215		1221	1226	1228		1239	1245	1249		1252	1256	1258		1315	1321	
Woking (WOK)	d	1203	1216	1221	1222	1227	1229	1233	1241	1246	1250		1253	1257	1259	1303	1316	1321	1322
West Byfleet (WBY)	d	1207						1237					1258			1307			1327
Byfleet & New Haw (BFN)	d	1210						1240								1310			
Weybridge (WYB)	d	1213					1236	1243						1306		1313			
Walton-On-Thames (WAL)	d	1217					1240	1247						1310		1317			
Hersham (HER)	d	1219						1249								1319			
Esher (ESH)	d	1222						1252								1322			
Surbiton (SUR)	6 d	1227			1238		1246	1257				1308		1316	1327			1338	
Wimbledon (WIM)	6 a	1234						1304								1334			
Earlsfield (EAD)	a	1238						1308								1338			
Clapham Junction (CLJ)	10 a	1242	1236		1249		1257	1312		1305		1311	1319			1342	1336		1349
Vauxhall (VXH)	a	1247						1317								1347			
London Waterloo (WAT)	15 a	1253	1249	1253	1258	1255	1308	1322	1313	1315	1319	1320	1328	1328	1339	1352	1349	1349	1358

NOTES (see introductory pages for explanation of train operator codes and standard symbols)

- a Arrival time
- d Departure time
- c Arrives 3 minutes earlier
- A From Portsmouth Harbour, see table 155
- B From Weymouth, see table 154
- C From Portsmouth Harbour via Eastleigh, see table 154
- H From Salisbury, see table 153
- L From Portsmouth & Southsea, see table 155
- M From Exeter St Davids, see table 153
- Q From Yeovil Junction, see table 153
- R From Exeter St Davids/Frome, see table 153



## Basingstoke, Alton, Farnham, Aldershot, Guildford and Woking to London

## Saturdays

Operator Train ID Days of operation/Notes 1st Class/Reservations/Bus	SW	SW	SW	SW	SW	SW	SW	SW	SW	SW	SW	SW	SW	SW	SW	SW	SW	SW	
	1P40 A □	2L42 □	2F38 □	1T42 C □	2P42 L □	1L42 H □	1W58 B □	1A42 □	1P42 A □	2L44 □	2F40 □	1L44 M □	1W18 B □	1A44 □	1P44 A □	2L46 □	2F42 □	1T46 C □	
Basingstoke (BSK)	d	1254		1317		1330	1335			1324		1357				1354		1417	
Hook (HOK)	d	1301								1331						1401			
Winchfield (WNF)	d	1305								1335						1405			
Fleet (FLE)	d	1310								1340						1410			
Farnborough (Main) (FNB)	d	1316		1330						1346						1416		1430	
Alton (AON)	d							1315						1344					
Bentley (BTY)	d													1351					
Farnham (FNH)	d							1328c						1358					
Aldershot (AHT)	d							1334						1404					
Ash Vale (AHV)	d							1339						1409					
Brookwood (BKO)	6 d	1323						1346		1353				1416		1423			
Guildford (GLD)	d	1319			1335				1349						1419				
Worplesdon (WPL)	d				1340														
Woking (WOK)	a	1326	1328	1339	1345	1349		1351	1356	1358		1415		1421	1426	1428		1439	
Woking (WOK)	d	1327	1329	1333	1341	1346	1350	1352	1357	1359	1403	1416	1421	1422	1427	1429	1433	1441	
West Byfleet (WBY)	d			1337				1357			1407			1427			1437		
Byfleet & New Haw (BFN)	d			1340							1410						1440		
Weybridge (WYB)	d		1336	1343						1406	1413					1436	1443		
Walton-On-Thames (WAL)	d		1340	1347						1410	1417					1440	1447		
Hersham (HER)	d			1349							1419						1449		
Esher (ESH)	d			1352							1422						1452		
Surbiton (SUR)	6 d		1346	1357				1408		1416	1427		1438		1446	1457			
Wimbledon (WIM)	6 a			1404							1434						1504		
Earlsfield (EAD)	a			1408							1438						1508		
Clapham Junction (CLJ)	10 a		1357	1412	1405		1411	1419			1442	1436		1449		1457	1512		
Vauxhall (VXH)	a			1417							1447						1517		
London Waterloo (WAT)	15 a	1351	1409	1422	1416	1414	1419	1420	1428	1422	1439	1452	1449	1449	1458	1452	1509	1522	1511

Operator Train ID Days of operation/Notes 1st Class/Reservations/Bus	SW	SW	SW	SW	SW	SW	SW	SW	SW	SW	SW	SW	SW	SW	SW	SW	SW	SW	SW
	2P46 L □	1L46 H □	1W60 B □	1A46 □	1P46 A □	2L48 □	2F44 □	1L48 M □	1W20 B □	1A48 □	1P48 A □	2L50 □	2F46 □	1T50 C □	2P50 L □	1L50 H □	1W62 B □	1A50 □	
Basingstoke (BSK)	d		1430	1435			1424		1457				1454		1518		1530	1535	
Hook (HOK)	d						1431						1501						
Winchfield (WNF)	d						1435						1505						
Fleet (FLE)	d						1440						1510						
Farnborough (Main) (FNB)	d						1446						1516		1531				
Alton (AON)	d				1415					1444									1515
Bentley (BTY)	d									1451									
Farnham (FNH)	d				1428c					1458									1528c
Aldershot (AHT)	d				1434					1504									1534
Ash Vale (AHV)	d				1439					1509									1539
Brookwood (BKO)	6 d				1446		1453			1516		1523							1546
Guildford (GLD)	d	1435			1449						1519				1535				
Worplesdon (WPL)	d	1440												1540					
Woking (WOK)	a	1445	1449	1451	1456	1458		1515		1521	1526	1528		1540	1545	1549		1551	
Woking (WOK)	d	1446	1450	1452	1457	1459	1503	1516	1521	1522	1527	1529	1533	1541	1546	1550		1552	
West Byfleet (WBY)	d			1457			1507			1527			1537					1557	
Byfleet & New Haw (BFN)	d						1510						1540						
Weybridge (WYB)	d					1506	1513					1536	1543						
Walton-On-Thames (WAL)	d					1510	1517					1540	1547						
Hersham (HER)	d						1519						1549						
Esher (ESH)	d						1522						1552						
Surbiton (SUR)	6 d			1508		1516	1527			1538		1546	1557						1608
Wimbledon (WIM)	6 a						1534						1604						
Earlsfield (EAD)	a						1538						1608						
Clapham Junction (CLJ)	10 a	1505		1511	1519		1542	1536		1549		1557	1612		1605		1611	1619	
Vauxhall (VXH)	a						1547						1617						
London Waterloo (WAT)	15 a	1516	1519	1520	1528	1522	1539	1552	1549	1549	1558	1552	1609	1622	1611	1614	1619	1620	1628

## NOTES (see introductory pages for explanation of train operator codes and standard symbols)

- a Arrival time
- d Departure time
- c Arrives 3 minutes earlier
- A From Portsmouth Harbour, see table 155
- B From Weymouth, see table 154
- C From Portsmouth Harbour via Eastleigh, see table 154
- H From Salisbury, see table 153
- L From Portsmouth & Southsea, see table 155
- M From Exeter St Davids, see table 153

Basingstoke, Alton, Farnham, Aldershot, Guildford and Woking to London

Saturdays

Operator Train ID Days of operation/Notes 1st Class/Reservations/Bus	SW	SW	SW	SW	SW	SW	SW	SW	SW	SW	SW	SW	SW	SW	SW	SW	SW		
	1P50 A □	2L52 □	2F48 □	1L52 M □	1W22 B □	1A52 □	1P52 A □	2L54 □	2F50 □	1T54 C □	2P54 L □	1L54 H □	1W64 B □	1A54 □	1P54 A □	2L56 □	2F52 □	1L56 M □	
Basingstoke (BSK)	d	1524		1557				1554		1617		1630	1635			1624		1657	
Hook (HOK)	d	1531						1601								1631			
Winchfield (WNF)	d	1535						1605								1635			
Fleet (FLE)	d	1540						1610								1640			
Farnborough (Main) (FNB)	d	1546						1616		1630						1646			
Alton (AON)	d					1544								1615					
Bentley (BTY)	d					1551													
Farnham (FNH)	d					1558								1628c					
Aldershot (AHT)	d					1604								1634					
Ash Vale (AHV)	d					1609								1639					
Brookwood (BKO)	6 d	1553				1616		1623						1646		1653			
Guildford (GLD)	d	1549						1619					1635		1649				
Worplesdon (WPL)	d											1640							
Woking (WOK)	a	1556	1558		1615	1621	1626	1628		1639	1645	1649		1651	1656	1658		1715	
Woking (WOK)	d	1557	1559	1603	1616	1621	1622	1627	1629	1633	1641	1646	1650		1652	1657	1659	1703	1716
West Byfleet (WBY)	d			1607			1627			1637					1657			1707	
Byfleet & New Haw (BFN)	d			1610						1640								1710	
Weybridge (WYB)	d		1606	1613					1636	1643							1706	1713	
Walton-On-Thames (WAL)	d		1610	1617					1640	1647						1710	1717		
Hersham (HER)	d			1619						1649								1719	
Esher (ESH)	d			1622						1652								1722	
Surbiton (SUR)	6 d		1616	1627		1638		1646		1657			1708			1716		1727	
Wimbledon (WIM)	6 a			1634					1704									1734	
Earlsfield (EAD)	a			1638					1708									1738	
Clapham Junction (CLJ)	10 a			1642	1636		1649		1657	1712		1705	1711	1719				1742	1736
Vauxhall (VXH)	a			1647					1717									1747	
London Waterloo (WAT)	15 a	1622	1636	1652	1649	1649	1658	1652	1706	1722	1708	1714	1719	1720	1728	1722	1736	1752	1749

Operator Train ID Days of operation/Notes 1st Class/Reservations/Bus	SW	SW	SW	SW	SW	SW	SW	SW	SW	SW	SW	SW	SW	SW	SW	SW	SW	SW	SW
	1W24 B □	1A56 □	1P56 A □	2L58 □	2F54 □	1T58 C □	2P58 L □	1L58 H □	1W66 B □	1A58 □	1P58 A □	2L60 □	2F56 □	1L60 M □	1W26 B □	1A60 □	1P60 A □	2L62 □	
Basingstoke (BSK)	d			1654		1717		1730	1735				1724		1757				1754
Hook (HOK)	d			1701									1731						1801
Winchfield (WNF)	d			1705									1735						1805
Fleet (FLE)	d			1710									1740						1810
Farnborough (Main) (FNB)	d			1716		1730							1746						1816
Alton (AON)	d		1644							1715								1744	
Bentley (BTY)	d		1651															1751	
Farnham (FNH)	d		1658							1728c								1758	
Aldershot (AHT)	d		1704							1734								1804	
Ash Vale (AHV)	d		1709							1739								1809	
Brookwood (BKO)	6 d		1716		1723					1746		1753						1816	1823
Guildford (GLD)	d			1719				1735				1749						1819	
Worplesdon (WPL)	d							1740											
Woking (WOK)	a		1721	1726	1728		1739	1745	1749		1751	1756	1758		1815		1821	1826	1829
Woking (WOK)	d	1721	1722	1727	1729	1733	1741	1746	1750		1752	1757	1759	1803	1816	1821	1822	1827	1830
West Byfleet (WBY)	d		1727			1737					1757			1807				1827	
Byfleet & New Haw (BFN)	d					1740								1810					
Weybridge (WYB)	d			1736	1743								1806	1813					1836
Walton-On-Thames (WAL)	d			1740	1747								1810	1817					1840
Hersham (HER)	d					1749								1819					
Esher (ESH)	d					1752								1822					
Surbiton (SUR)	6 d		1738		1746	1757				1808		1816	1827			1838			1847
Wimbledon (WIM)	6 a					1804								1834					
Earlsfield (EAD)	a					1808								1838					
Clapham Junction (CLJ)	10 a		1749		1757	1812		1805		1811	1819			1842	1836		1849		1857
Vauxhall (VXH)	a					1817								1847					
London Waterloo (WAT)	15 a	1749	1758	1752	1806	1822	1809	1814	1819	1820	1828	1822	1839	1852	1849	1849	1858	1852	1906

NOTES (see introductory pages for explanation of train operator codes and standard symbols)

- a Arrival time
- d Departure time
- c Arrives 3 minutes earlier
- A From Portsmouth Harbour, see table 155
- B From Weymouth, see table 154
- C From Portsmouth Harbour via Eastleigh, see table 154
- H From Salisbury, see table 153
- L From Portsmouth & Southsea, see table 155
- M From Exeter St Davids, see table 153

## Basingstoke, Alton, Farnham, Aldershot, Guildford and Woking to London

## Saturdays

Operator Train ID Days of operation/Notes 1st Class/Reservations/Bus	SW 2F58	SW 1T62 C	SW 2P62 L	SW 1L62 H	SW 1W68 B	SW 1A62	SW 1P62 A	SW 2L64	SW 2F60	SW 1L64 M	SW 1W28 B	SW 1A64	SW 1P64 A	SW 2L66	SW 2F62	SW 1T66 C	SW 2P66 L	SW 1L66 H	
Basingstoke (BSK)	d		1817		1830	1835			1824		1857				1854		1917		1930
Hook (HOK)	d								1831						1901				
Winchfield (WNF)	d								1835						1905				
Fleet (FLE)	d								1840						1910				
Farnborough (Main) (FNB)	d		1830						1846						1916		1930		
Alton (AON)	d						1815						1844						
Bentley (BTY)	d												1851						
Farnham (FNH)	d						1828c						1858						
Aldershot (AHT)	d						1834						1904						
Ash Vale (AHV)	d						1839						1909						
Brookwood (BKO)	3 d						1846		1853				1916		1923				
Guildford (GLD)	d			1835					1849					1919				1935	
Worplesdon (WPL)	d			1840														1940	
Woking (WOK)	a		1839	1845	1849		1851	1856	1858		1915		1921	1926	1928		1939	1945	1949
Woking (WOK)	d	1833	1841	1846	1850		1852	1857	1859	1903	1916	1921	1922	1927	1929	1933	1941	1946	1950
West Byfleet (WBY)	d	1837					1857			1907			1927					1937	
Byfleet & New Haw (BFN)	d	1840								1910								1940	
Weybridge (WYB)	d	1843							1906	1913				1936				1943	
Walton-On-Thames (WAL)	d	1847							1910	1917				1940				1947	
Hersham (HER)	d	1849								1919								1949	
Esher (ESH)	d	1852								1922								1952	
Surbiton (SUR)	6 d	1857				1908		1916		1927		1938		1946				1957	
Wimbledon (WIM)	6 a	1904								1934								2004	
Earlsfield (EAD)	a	1908								1938								2008	
Clapham Junction (CLJ)	10 a	1912		1905		1911	1919			1942	1936		1949		1957			2012	2005
Vauxhall (VXH)	10 a	1917								1947								2017	
London Waterloo (WAT)	15 a	1922	1909	1916	1919	1920	1928	1922	1939	1952	1949	1949	1958	1952	2006	2022	2011	2014	2019

Operator Train ID Days of operation/Notes 1st Class/Reservations/Bus	SW 1W70 B	SW 1A66	SW 1P66 A	SW 2L68	SW 2F64	SW 1W30 B	SW 1A68	SW 1P68 A	SW 2L70	SW 2F66	SW 1L68 M	SW 1T70 C	SW 2P70 L	SW 1W72 B	SW 1A70	SW 1P70 A	SW 2L72	SW 2F68	
Basingstoke (BSK)	d	1935			1924					1954		2010	2017		2035			2024	
Hook (HOK)	d				1931					2001								2031	
Winchfield (WNF)	d				1935					2005								2035	
Fleet (FLE)	d				1940					2010								2040	
Farnborough (Main) (FNB)	d				1946					2016			2030					2046	
Alton (AON)	d		1915					1944							2015				
Bentley (BTY)	d							1951											
Farnham (FNH)	d		1928c					1958							2028c				
Aldershot (AHT)	d		1934					2004							2034				
Ash Vale (AHV)	d		1939					2009							2039				
Brookwood (BKO)	3 d		1946		1953			2016		2023					2046			2053	
Guildford (GLD)	d			1949					2019					2035			2049		
Worplesdon (WPL)	d												2040						
Woking (WOK)	a		1951	1956	1958			2021	2026	2028		2031	2039	2045		2051	2056	2058	
Woking (WOK)	d		1952	1957	1959	2003	2021	2022	2027	2029	2033	2036	2041	2046		2052	2057	2059	2103
West Byfleet (WBY)	d		1957			2007		2027			2037							2107	
Byfleet & New Haw (BFN)	d					2010					2040							2110	
Weybridge (WYB)	d				2006	2013				2036	2043							2106	2113
Walton-On-Thames (WAL)	d				2010	2017				2040	2047							2110	2117
Hersham (HER)	d					2019					2049							2119	
Esher (ESH)	d					2022					2052							2122	
Surbiton (SUR)	6 d		2008		2016	2027		2038		2046	2057			2108			2116	2127	
Wimbledon (WIM)	6 a					2034					2104							2134	
Earlsfield (EAD)	a					2038					2108							2138	
Clapham Junction (CLJ)	10 a	2011	2019			2042		2049		2058	2112	2055		2105	2111	2119		2142	
Vauxhall (VXH)	10 a					2047					2117							2147	
London Waterloo (WAT)	15 a	2020	2028	2022	2039	2052	2051	2058	2053	2107	2122	2104	2109	2114	2120	2128	2122	2139	2152

## NOTES (see introductory pages for explanation of train operator codes and standard symbols)

- a Arrival time
- d Departure time
- c Arrives 3 minutes earlier
- A From Portsmouth Harbour, see table 155
- B From Weymouth, see table 154
- C From Portsmouth Harbour via Eastleigh, see table 154
- H From Salisbury, see table 153
- L From Portsmouth & Southsea, see table 155
- M From Exeter St Davids, see table 153

Basingstoke, Alton, Farnham, Aldershot, Guildford and Woking to London

Saturdays

Operator Train ID Days of operation/Notes 1st Class/Reservations/Bus	SW 1W32 B	SW 1A72 A	SW 1P72 A	SW 2L74 A	SW 2F70 A	SW 1L72 M	SW 2P74 L	SW 1L74 H	SW 1A74 A	SW 1W74 B	SW 1P74 A	SW 2T62 C	SW 2F72 A	SW 1B78 S	SW 1A76 A	SW 1L76 M	SW 2L78 A	SW 2F74 A	
Basingstoke (BSK)	d			2054		2111		2130		2135		2124				2209	2154		
Hook (HOK)	d			2101								2131					2201		
Winchfield (WNF)	d			2105								2135					2205		
Fleet (FLE)	d			2110								2140					2210		
Farnborough (Main) (FNB)	d			2116								2146					2216		
Alton (AON)	d		2044						2115						2144				
Bentley (BTY)	d		2051												2151				
Farnham (FNH)	d		2058						2128c						2158				
Aldershot (AHT)	d		2104						2134						2204				
Ash Vale (AHV)	d		2109						2139						2209				
Brookwood (BKO)	6 d		2116		2123				2146			2153			2216		2223		
Guildford (GLD)	d			2119					2135			2149							
Worplesdon (WPL)	d								2140										
Woking (WOK)	a		2121	2126	2128		2131	2145	2149	2151	2154	2158	2158		2221	2227	2228		
Woking (WOK)	d	2122	2122	2127	2129	2133	2136	2146	2150	2152	2155	2159	2159	2203	2221	2222	2228	2229	2233
West Byfleet (WBY)	d		2127			2137				2157				2207		2227			2237
Byfleet & New Haw (BFN)	d					2140								2210					2240
Weybridge (WYB)	d				2136	2143						2206		2213				2236	2243
Walton-On-Thames (WAL)	d				2140	2147						2210		2217				2240	2247
Hersham (HER)	d					2149								2219					2249
Esher (ESH)	d					2152								2222					2252
Surbiton (SUR)	6 d		2138		2146	2157			2209			2216		2227		2238		2246	2257
Wimbledon (WIM)	6 a					2204								2234					2304
Earlsfield (EAD)	a					2208								2238					2308
Clapham Junction (CLJ)	10 a		2149		2159	2212	2155	2205		2220	2214			2242		2251	2247	2257	2312
Vauxhall (VXH)	a					2217								2247					2317
London Waterloo (WAT)	15 a	2149	2158	2152	2208	2222	2204	2216	2219	2230	2223	2228	2239	2254	2249	2302	2258	2309	2322

Operator Train ID Days of operation/Notes 1st Class/Reservations/Bus	SW 2P78 A	SW 1A78 A	SW 2T64 C	SW 1W78 B	SW 2F80 A	SW 2F98 A	SW 1A80 A	SW 1L80 M	SW 2L82 A	SW 2F82 A	SW 1W82 B	SW 1A82 A	SW 2P82 A	SW 2B84 S	SW 1A84 A
Basingstoke (BSK)	d		2224	2241				2309	2254		2314			2343	
Hook (HOK)	d		2231						2301					2351	
Winchfield (WNF)	d		2235						2305					2355	
Fleet (FLE)	d		2240						2310					0001	
Farnborough (Main) (FNB)	d		2246						2316					0006	
Alton (AON)	d		2215				2244					2315			2346
Bentley (BTY)	d						2251								2353
Farnham (FNH)	d		2228c				2258					2328c			2358a
Aldershot (AHT)	d		2234				2304					2334			
Ash Vale (AHV)	d		2239				2309					2339			
Brookwood (BKO)	6 d		2246	2253			2316		2323			2346		0013	
Guildford (GLD)	d	2237					2304							2340	
Worplesdon (WPL)	d	2242												2346	
Woking (WOK)	a	2247	2251	2258	2259		2311	2321	2328	2328		2332	2351	0018	
Woking (WOK)	d	2248	2252	2259	2300	2303		2322	2329	2332	2336	2339		2356	0020
West Byfleet (WBY)	d		2257			2307		2327			2341				0025
Byfleet & New Haw (BFN)	d					2310					2344				
Weybridge (WYB)	d			2306		2313					2347			0029	
Walton-On-Thames (WAL)	d			2310		2317					2351			0033	
Hersham (HER)	d					2319					2354				
Esher (ESH)	d					2322					2357				
Surbiton (SUR)	6 d		2308	2316		2327		2338		2344	0002		0008	0040	
Wimbledon (WIM)	6 a					2334					0011		0015	0047	
Earlsfield (EAD)	a					2338					0015				
Clapham Junction (CLJ)	10 a	2307	2318		2322	2342		2353	2348	2357	0018	0002	0021	0053	
Vauxhall (VXH)	a					2347					0023				
London Waterloo (WAT)	15 a	2316	2328	2334	2331	2352		0003	0001	0006	0033	0011		0030	0104

NOTES (see introductory pages for explanation of train operator codes and standard symbols)

- a Arrival time
- d Departure time
- c Arrives 3 minutes earlier
- A From Portsmouth Harbour, see table 155
- B From Weymouth, see table 154
- C From Portsmouth Harbour via Eastleigh, see table 154
- H From Salisbury, see table 153
- L From Portsmouth & Southsea, see table 155
- M From Exeter St Davids, see table 153
- S From Bournemouth, see table 154

Basingstoke, Alton, Farnham, Aldershot, Guildford and Woking to London

Sundays

Operator Train ID Days of operation/Notes 1st Class/Reservations/Bus	SW 2F82	SW 2P82 A	SW 2B84 B	SW 2F10	SW 2F12	SW 2F14	SW 1L18 C	SW 1S18	SW 2L20	SW 2A20	SW 1B20 E	SW 2F16	SW 2P20 F	SW 2P20 G	SW 1L20 C	SW 2F18	SW 1P22 A	SW 1S22
Basingstoke (BSK)	d						0720		0716		0744				0810			
Hook (HOK)	d								0723									
Winchfield (WNF)	d								0727									
Fleet (FLE)	d			0001					0732									
Farnborough (Main) (FNB)	d			0006					0738									
Alton (AON)	d																	
Bentley (BTY)	d																	
Farnham (FNH)	d								0730									
Aldershot (AHT)	d								0736									
Ash Vale (AHV)	d								0741									
Brookwood (BKO)	3 d			0013					0745	0748								
Guildford (GLD)	d				0657	0724						0757	0803	0805		0824	0835	
Worplesdon (WPL)	d					0730									0830			
Woking (WOK)	a			0018	0705	0734	0739		0750	0754	0802	0805	0813	0813	0828	0834	0842	
Woking (WOK)	d			0020	0636	0706	0736	0740	0751	0758	0804	0806	0815	0815	0830	0836	0845	0852
West Byfleet (WBY)	d			0025	0640	0710	0740		0755			0810			0840			0856
Byfleet & New Haw (BFN)	d				0643	0713	0743		0759			0813			0843			0900
Weybridge (WYB)	d			0029	0646	0716	0746					0816			0846			
Walton-On-Thames (WAL)	d			0033	0650	0720	0750					0820			0850			
Hersham (HER)	d				0652	0722	0752					0822			0852			
Esher (ESH)	d				0655	0725	0755					0825			0855			
Surbiton (SUR)	6 d	0002	0008	0040	0700	0730	0800		0810			0830			0900			
Wimbledon (WIM)	6 a	0011	0015	0047	0707	0737	0807		0820			0837			0907			
Earlsfield (EAD)	a	0015			0711	0741	0811					0841			0911			
Clapham Junction (CLJ)	10 a	0018	0021	0053	0715	0745	0815	0805	0827	0832	0845	0850	0838	0838	0857	0914	0909	
Vauxhall (VXH)	10 a	0023			0720	0750	0820				0850				0920			
London Waterloo (WAT)	15 a	0033	0030	0104	0727	0757	0827	0823	0844	0846	0857	0851	0851	0912	0927	0923		

Operator Train ID Days of operation/Notes 1st Class/Reservations/Bus	SW 2L24	SW 2A24	SW 1T24 H	SW 2F20	SW 2P24 F	SW 2P24 G	SW 1L24 J	SW 1B26 K	SW 2F22	SW 1P26 F	SW 1P26 G	SW 1S26	SW 2L28	SW 2A28	SW 1T28 L	SW 2F24	SW 2P28 A	SW 1W28 M	
Basingstoke (BSK)	d	0816		0845			0904	0902					0916		0944			1000	
Hook (HOK)	d	0823											0923						
Winchfield (WNF)	d	0827											0927						
Fleet (FLE)	d	0832						0913					0932						
Farnborough (Main) (FNB)	d	0838						0919					0938						
Alton (AON)	d		0815											0915					
Bentley (BTY)	d		0823											0923					
Farnham (FNH)	d		0830											0930					
Aldershot (AHT)	d		0836											0936					
Ash Vale (AHV)	d		0841											0941					
Brookwood (BKO)	3 d	0845	0848										0945	0948					
Guildford (GLD)	d			0857	0903	0905			0924	0933	0935					0957	1005		
Worplesdon (WPL)	d								0930										
Woking (WOK)	a	0850	0854	0903	0906	0915	0915	0923	0928	0934	0942	0942		0950	0954	1002	1005	1015	1019
Woking (WOK)	d	0858	0905	0907	0915	0915	0924	0931	0936	0945	0945	0952	0958	1004	1006	1016	1020		
West Byfleet (WBY)	d			0911					0940			0956			1010				
Byfleet & New Haw (BFN)	d			0914					0943			1000			1013				
Weybridge (WYB)	d			0917					0946						1016				
Walton-On-Thames (WAL)	d			0921					0950						1020				
Hersham (HER)	d			0923					0952						1022				
Esher (ESH)	d			0926					0955						1025				
Surbiton (SUR)	6 d	0910		0931					1000				1010		1030				
Wimbledon (WIM)	6 a	0919		0938					1007				1017		1037				
Earlsfield (EAD)	a			0942					1011										
Clapham Junction (CLJ)	10 a	0926	0930	0945	0940	0940	0948	0959	1014	1005	1005		1025	1029	1048	1037	1041		
Vauxhall (VXH)	10 a			0950					1019						1053				
London Waterloo (WAT)	15 a	0940	0943	0957	0953	0953	1000	1015	1026	1019	1019		1041	1043	1100	1050	1053		

NOTES (see introductory pages for explanation of train operator codes and standard symbols)

- a Arrival time
- d Departure time
- A From Portsmouth Harbour, see table 155
- B From Bournemouth, see table 154
- C From Salisbury, see table 153
- E From Southampton Central, see table 154
- F Runs from 9 October. From Portsmouth Harbour, see table 155
- G Runs until 2 October. From Portsmouth Harbour, see table 155
- H From Portsmouth Harbour/Southampton Central, see table 154
- J From Yeovil Junction, see table 153
- K From Poole, see table 154
- L From Portsmouth Harbour/Poole, see table 154
- M From Weymouth, see table 154

Basingstoke, Alton, Farnham, Aldershot, Guildford and Woking to London

**Sundays**

Operator Train ID Days of operation/Notes 1st Class/Reservations/Bus	SW	SW	SW	SW	SW	SW	SW	SW	SW	SW	SW	SW	SW	SW	SW	SW	SW	SW	
	1L28	2F26	1P30	1S30	2L32	2A32	1T32	2F28	2P32	1W32	1L32	2F30	1P34	1S34	2L36	2A36	1T36	2F32	
	J		A		□	□	L		A	M	N		A		□	□	L		
Basingstoke (BSK)	d	1004				1016	1044			1100	1104				1116	1145			
Hook (HOK)	d					1023									1123				
Winchfield (WNF)	d					1027									1127				
Fleet (FLE)	d					1032									1132				
Farnborough (Main) (FNB)	d					1038									1138				
Alton (AON)	d						1015									1115			
Bentley (BTY)	d						1023									1123			
Farnham (FNH)	d						1030									1130			
Aldershot (AHT)	d						1036									1136			
Ash Vale (AHV)	d						1041									1141			
Brookwood (BKO)	6 d					1045	1048								1145	1148			
Guildford (GLD)	d		1024	1035					1057	1105			1124	1135				1157	
Worplesdon (WPL)	d		1030										1130						
Woking (WOK)	a	1024	1034	1042		1050	1054	1102	1105	1114	1118	1123	1134	1142		1150	1154	1203	1205
Woking (WOK)	d	1025	1036	1045	1052		1058	1104	1106	1115	1119	1124	1136	1145	1152		1158	1204	1206
West Byfleet (WBY)	d		1040		1056				1110				1140		1156				1210
Byfleet & New Haw (BFN)	d		1043		1100				1113				1143		1200				1213
Weybridge (WYB)	d		1046						1116				1146						1216
Walton-On-Thames (WAL)	d		1050						1120				1150						1220
Hersham (HER)	d		1052						1122				1152						1222
Esher (ESH)	d		1055						1125				1155						1225
Surbiton (SUR)	6 d		1100			1110			1130				1200			1210			1230
Wimbledon (WIM)	6 a		1107			1117			1137				1207			1217			1238
Earlsfield (EAD)	a		1111						1141				1211						1242
Clapham Junction (CLJ)	10 a	1044	1114	1106		1125	1129	1148	1135	1141	1144	1214	1204		1223		1227	1245	
Vauxhall (VXH)	a		1120					1153				1220							1250
London Waterloo (WAT)	15 a	1057	1127	1122		1139	1141	1200	1150	1154	1157	1227	1217		1234		1237	1257	

Operator Train ID Days of operation/Notes 1st Class/Reservations/Bus	SW	SW	SW	SW	SW	SW	SW	SW	SW	SW	SW	SW	SW	SW	SW	SW	SW	SW	SW	
	2P36	1W36	1L36	2F34	1P38	1S38	2L40	2A40	1T40	2F36	2P40	1W40	1L40	2F38	1P42	1S42	2L44	2A44		
	A	M	P		A		□	□	L		A	M	N		A		□	□		
Basingstoke (BSK)	d		1200	1204					1216		1244								1316	
Hook (HOK)	d								1223										1323	
Winchfield (WNF)	d								1227										1327	
Fleet (FLE)	d								1232										1332	
Farnborough (Main) (FNB)	d								1238										1338	
Alton (AON)	d									1215									1315	
Bentley (BTY)	d									1223									1323	
Farnham (FNH)	d									1230									1330	
Aldershot (AHT)	d									1236									1336	
Ash Vale (AHV)	d									1241									1341	
Brookwood (BKO)	6 d								1245	1248									1345	1348
Guildford (GLD)	d	1205			1224	1235								1324	1335					
Worplesdon (WPL)	d				1230									1330						
Woking (WOK)	a	1214	1218	1223	1234	1242		1250	1254	1302	1305	1314	1318	1323	1334	1342		1350	1354	
Woking (WOK)	d	1215	1219	1224	1236	1245	1252		1258	1304	1306	1315	1319	1324	1336	1345	1352		1358	
West Byfleet (WBY)	d				1240		1256				1310				1340		1356			
Byfleet & New Haw (BFN)	d				1243		1300				1313				1343		1400			
Weybridge (WYB)	d				1246						1316				1346					
Walton-On-Thames (WAL)	d				1250						1320				1350					
Hersham (HER)	d				1252						1322				1352					
Esher (ESH)	d				1255						1325				1355					
Surbiton (SUR)	6 d				1300			1310			1330				1400				1410	
Wimbledon (WIM)	6 a				1307			1317			1337				1407				1417	
Earlsfield (EAD)	a				1311						1341				1411					
Clapham Junction (CLJ)	10 a	1234	1239	1243	1314	1304		1323	1327	1345	1334	1339	1343	1415	1404			1423		
Vauxhall (VXH)	a				1320						1350				1420					
London Waterloo (WAT)	15 a	1244	1249	1254	1325	1314		1334	1337	1355	1344	1349	1354	1425	1414			1434		

**NOTES** (see introductory pages for explanation of train operator codes and standard symbols)

- a Arrival time
- d Departure time
- A From Portsmouth Harbour, see table 155
- J From Yeovil Junction, see table 153
- L From Portsmouth Harbour/Poole, see table 154
- M From Weymouth, see table 154
- N From Exeter St Davids, see table 153
- P From Exeter St Davids/Yeovil Junction, see table 153

Basingstoke, Alton, Farnham, Aldershot, Guildford and Woking to London

Sundays

Operator Train ID Days of operation/Notes 1st Class/Reservations/Bus	SW	SW	SW	SW	SW	SW	SW	SW	SW	SW	SW	SW	SW	SW	SW	SW	SW	SW
	1T44 L □	2F40	2P44 A □	1W44 M □	1L44 N □	2L46 □	2A46 □	2F42	1P46 A □	1S46	2L48 □	2A48 □	1T48 L □	2F44	2P48 A □	1W48 M □	1L48 N □	
Basingstoke (BSK) d	1344			1400	1404	1350						1416	1444			1500	1504	
Hook (HOK) d												1423						
Winchfield (WNF) d												1427						
Fleet (FLE) d						1402						1432						
Farnborough (Main) (FNB) d						1408						1438						
Alton (AON) d							1345						1415					
Bentley (BTY) d													1423					
Farnham (FNH) d								1400c					1430					
Aldershot (AHT) d								1406					1436					
Ash Vale (AHV) d								1411					1441					
Brookwood (BKO) 6 d						1415	1418						1445	1448				
Guildford (GLD) d		1357	1405						1424	1435					1457	1505		
Worplesdon (WPL) d									1430									
Woking (WOK) a	1402	1405	1413	1418	1423	1420	1424	1434	1442		1450	1454	1502	1505	1513	1518	1523	
Woking (WOK) d	1404	1406	1415	1419	1424	1428		1436	1444	1452	1458	1504	1506	1515	1519	1524		
West Byfleet (WBY) d		1410						1440		1456			1510					
Byfleet & New Haw (BFN) d		1413						1443		1500			1513					
Weybridge (WYB) d		1416				1434		1446					1516					
Walton-On-Thames (WAL) d		1420				1438		1450					1520					
Hersham (HER) d		1422						1452					1522					
Esher (ESH) d		1425						1455					1525					
Surbiton (SUR) 6 d		1430				1445		1500			1510		1530					
Wimbledon (WIM) 6 a		1437				1452		1507			1517		1537					
Earlsfield (EAD) a		1441						1511					1541					
Clapham Junction (CLJ) 10 a	1427	1445	1434	1439	1443	1458		1515	1503		1523	1527	1545	1534	1539	1543		
Vauxhall (VXH) a		1450						1520					1550					
London Waterloo (WAT) 15 a	1437	1455	1444	1449	1454	1509		1525	1513		1534	1537	1555	1544	1549	1554		

Operator Train ID Days of operation/Notes 1st Class/Reservations/Bus	SW	SW	SW	SW	SW	SW	SW	SW	SW	SW	SW	SW	SW	SW	SW	SW	SW	SW
	2L50 □	2A50 □	2F46	1P50 A □	1S50	2L52 □	2A52 □	1T52 L □	2F48	2P52 A □	1W52 M □	1L52 N □	2L54 □	2A54 □	2F50	1P54 A □	1S54	1B56 K □
Basingstoke (BSK) d	1450					1516		1544				1600	1604	1550				1635
Hook (HOK) d						1523												
Winchfield (WNF) d						1527												
Fleet (FLE) d	1502					1532							1602					
Farnborough (Main) (FNB) d	1508					1538							1608					
Alton (AON) d		1445					1515							1545				
Bentley (BTY) d							1523											
Farnham (FNH) d		1500c					1530						1600c					
Aldershot (AHT) d		1506					1536						1606					
Ash Vale (AHV) d		1511					1541						1611					
Brookwood (BKO) 6 d	1515	1518				1545	1548						1615	1618				
Guildford (GLD) d			1524	1535					1557	1605					1624	1635		
Worplesdon (WPL) d			1530												1630			
Woking (WOK) a	1520	1524	1534	1544		1550	1554	1602	1605	1613	1618	1623	1620	1624	1634	1642		1653
Woking (WOK) d		1528	1536	1545	1552	1558	1604	1606	1615	1619	1624		1628		1636	1645	1652	1655
West Byfleet (WBY) d			1540	1546	1556			1610							1640		1656	
Byfleet & New Haw (BFN) d			1543	1546	1600			1613							1643		1700	
Weybridge (WYB) d		1534	1546					1616					1634	1646				
Walton-On-Thames (WAL) d		1538	1550					1620					1638	1650				
Hersham (HER) d			1552					1622					1652					
Esher (ESH) d			1555					1625					1655					
Surbiton (SUR) 6 d		1545	1600			1610		1630					1645	1700				
Wimbledon (WIM) 6 a		1552	1607			1617		1637					1652	1707				
Earlsfield (EAD) a			1611					1641					1711					
Clapham Junction (CLJ) 10 a	1558	1615	1604			1623	1627	1645	1634	1639	1643		1658	1715	1704			1714
Vauxhall (VXH) a			1620					1650						1720				
London Waterloo (WAT) 15 a	1609	1625	1614			1634	1637	1655	1644	1649	1654		1709	1725	1714			1724

NOTES (see introductory pages for explanation of train operator codes and standard symbols)

- a Arrival time
- d Departure time
- c Arrives 5 minutes earlier
- A From Portsmouth Harbour, see table 155
- K From Poole, see table 154
- L From Portsmouth Harbour/Poole, see table 154
- M From Weymouth, see table 154
- N From Exeter St Davids, see table 153

Basingstoke, Alton, Farnham, Aldershot, Guildford and Woking to London

Sundays

Operator Train ID Days of operation/Notes 1st Class/Reservations/Bus	SW	SW	SW	SW	SW	SW	SW	SW	SW	SW	SW	SW	SW	SW	SW	SW	SW	
	2L56	2A56	2F52	1T56 D	2P56 A	1W56 M	1L56 N	2L58	2A58	2F54	1P58 A	1S58	1L58 Q	1B60 K	2L60	2A60	2F56	1T60 D
Basingstoke (BSK)	d	1616		1644		1700	1704	1650					1728	1735	1716			1744
Hook (HOK)	d	1623													1723			
Winchfield (WNF)	d	1627													1727			
Fleet (FLE)	d	1632						1702							1732			
Farnborough (Main) (FNB)	d	1638		1658				1708							1738			1758
Alton (AON)	d		1615						1645							1715		
Bentley (BTY)	d		1623													1723		
Farnham (FNH)	d		1630						1700c							1730		
Aldershot (AHT)	d		1636						1706							1736		
Ash Vale (AHV)	d		1641						1711							1741		
Brookwood (BKO)	6 d	1645	1648					1715	1718						1745	1748		
Guildford (GLD)	d			1657		1705				1724	1735							1757
Worplesdon (WPL)	d									1730								
Woking (WOK)	a	1650	1654	1705	1708	1713	1718	1723	1720	1724	1734	1742		1753	1750	1754	1805	1808
Woking (WOK)	d	1658		1706	1709	1715	1719	1724	1728	1736	1745	1752		1755	1758		1806	1809
West Byfleet (WBY)	d			1710						1740		1756					1810	
Byfleet & New Haw (BFN)	d			1713						1743		1800					1813	
Weybridge (WYB)	d			1716					1734	1746							1816	
Walton-On-Thames (WAL)	d			1720					1738	1750							1820	
Hersham (HER)	d			1722						1752							1822	
Esher (ESH)	d			1725						1755							1825	
Surbiton (SUR)	6 d	1710		1730					1745	1800					1810		1830	
Wimbledon (WIM)	6 a	1717		1737					1752	1807					1817		1837	
Earlsfield (EAD)	a			1741						1811							1841	
Clapham Junction (CLJ)	10 a	1723		1745	1728	1734	1739	1743	1758	1815	1804		1810	1814	1823		1845	1828
Vauxhall (VXH)	a			1750						1820							1850	
London Waterloo (WAT)	15 a	1734		1755	1739	1744	1749	1754	1809	1825	1814		1819	1825	1834		1855	1839

Operator Train ID Days of operation/Notes 1st Class/Reservations/Bus	SW	SW	SW	SW	SW	SW	SW	SW	SW	SW	SW	SW	SW	SW	SW	SW	SW	
	2P60 A	1W60 M	1L60 N	2L62	2A62	2F58	1P62 A	1S62	1L62 R	1B64 K	2L64	2A64	2F60	1T64 D	2P64 A	1W64 M	1L64 N	
Basingstoke (BSK)	d		1800	1804	1750				1827	1835	1816			1844			1900	1904
Hook (HOK)	d										1823							
Winchfield (WNF)	d										1827							
Fleet (FLE)	d				1802						1832							
Farnborough (Main) (FNB)	d				1808						1838			1858				
Alton (AON)	d					1745						1815						
Bentley (BTY)	d											1823						
Farnham (FNH)	d					1800c						1830						
Aldershot (AHT)	d					1806						1836						
Ash Vale (AHV)	d					1811						1841						
Brookwood (BKO)	6 d				1815	1818					1845	1848						
Guildford (GLD)	d	1805					1824	1835					1857		1905			
Worplesdon (WPL)	d						1830											
Woking (WOK)	a	1813	1818	1823	1820	1824	1834	1842		1853	1850	1854	1905	1908	1913	1918	1923	
Woking (WOK)	d	1815	1819	1824		1828	1836	1845	1852	1855	1858		1906	1909	1915	1919	1924	
West Byfleet (WBY)	d						1840		1856				1910					
Byfleet & New Haw (BFN)	d						1843		1900				1913					
Weybridge (WYB)	d				1834		1846						1916					
Walton-On-Thames (WAL)	d				1838		1850						1920					
Hersham (HER)	d						1852						1922					
Esher (ESH)	d						1855						1925					
Surbiton (SUR)	6 d				1846		1900				1910		1930					
Wimbledon (WIM)	6 a				1853		1907				1917		1937					
Earlsfield (EAD)	a						1911						1941					
Clapham Junction (CLJ)	10 a	1834	1839	1843	1859		1915	1904		1908	1915		1945	1928	1934	1939	1943	
Vauxhall (VXH)	a						1920						1950					
London Waterloo (WAT)	15 a	1844	1849	1854	1911		1925	1914		1917	1925		1934	1955	1939	1944	1949	1954

NOTES (see introductory pages for explanation of train operator codes and standard symbols)

- a Arrival time
- d Departure time
- c Arrives 5 minutes earlier
- A From Portsmouth Harbour, see table 155
- D From Portsmouth Harbour via Eastleigh, see table 154
- K From Poole, see table 154
- M From Weymouth, see table 154
- N From Exeter St Davids, see table 153
- Q From Yeovil Pen Mill, see table 153
- R From Gillingham (Dorset), see table 153



Basingstoke, Alton, Farnham, Aldershot, Guildford and Woking to London

Sundays

Operator Train ID Days of operation/Notes 1st Class/Reservations/Bus		SW 2L66	SW 2A66	SW 2F62	SW 1P66 A	SW 1S66	SW 1L66 C	SW 1B68 K	SW 2L68	SW 2A68	SW 2F64	SW 1T68 D	SW 2P68 A	SW 1W68 M	SW 1L68 N	SW 2L70	SW 2A70	SW 2F66	SW 1P70 A	
Basingstoke (BSK)	d	1850					1927	1935	1916			1944			2000	2004	1950			
Hook (HOK)	d								1923											
Winchfield (WNF)	d								1927											
Fleet (FLE)	d	1902							1932								2002			
Farnborough (Main) (FNB)	d	1908							1938			1958					2008			
Alton (AON)	d		1845							1915								1945		
Bentley (BTY)	d									1923										
Farnham (FNH)	d		1900c							1930								2000c		
Aldershot (AHT)	d		1906							1936								2006		
Ash Vale (AHV)	d		1911							1941								2011		
Brookwood (BKO)	3 d	1915	1918						1945	1948						2015	2018			
Guildford (GLD)	d			1924	1935						1957				2005				2024	2035
Worplesdon (WPL)	d			1930															2030	
Woking (WOK)	a	1920	1924	1934	1942			1953	1950	1954	2005	2008	2013	2018	2023	2020	2024	2034	2042	
Woking (WOK)	d	1928		1936	1945	1952		1955	1958		2006	2009	2015	2019	2024		2028	2036	2045	
West Byfleet (WBY)	d			1940		1956					2010							2040		
Byfleet & New Haw (BFN)	d			1943		2000					2013							2043		
Weybridge (WYB)	d		1934	1946							2016					2034		2046		
Walton-On-Thames (WAL)	d		1938	1950							2020					2038		2050		
Hersham (HER)	d			1952							2022							2052		
Esher (ESH)	d			1955							2025							2055		
Surbiton (SUR)	6 d	1946		2000					2010		2030					2046		2100		
Wimbledon (WIM)	6 a	1953		2007					2017		2037					2053		2107		
Earlsfield (EAD)	a			2011							2041							2111		
Clapham Junction (CLJ)	10 a	1959		2015	2004		2010	2015	2023		2045	2028	2034	2039	2043	2059		2115	2104	
Vauxhall (VXH)	a			2020							2050							2120		
London Waterloo (WAT)	15 a	2011		2025	2014		2019	2024	2034		2055	2040	2044	2049	2054	2111		2125	2114	

Operator Train ID Days of operation/Notes 1st Class/Reservations/Bus		SW 1S70	SW 1B72 K	SW 2L72	SW 2A72	SW 2F68	SW 1T72 D	SW 2P72 A	SW 1W72 M	SW 1L72 N	SW 2L74	SW 2A74	SW 2F70	SW 1P74 A	SW 1S74	SW 1B76 K	SW 2L76	SW 2A76	SW 2F72
Basingstoke (BSK)	d		2035	2016			2044		2100	2104	2050					2135	2116		
Hook (HOK)	d			2023													2123		
Winchfield (WNF)	d			2027													2127		
Fleet (FLE)	d			2032							2102						2132		
Farnborough (Main) (FNB)	d			2038			2058				2108						2138		
Alton (AON)	d				2015							2045						2115	
Bentley (BTY)	d				2023													2123	
Farnham (FNH)	d				2030							2100c						2130	
Aldershot (AHT)	d				2036							2106						2136	
Ash Vale (AHV)	d				2041							2111						2141	
Brookwood (BKO)	3 d			2045	2048						2115	2118					2145	2148	
Guildford (GLD)	d					2057		2106					2125	2135					2157
Worplesdon (WPL)	d												2131						
Woking (WOK)	a		2053	2050	2054	2105	2108	2114	2118	2123	2120	2124	2135	2142		2153	2150	2154	2205
Woking (WOK)	d	2052	2055	2058	2106	2109	2115	2119	2124		2128		2136	2145	2152	2155	2158		2206
West Byfleet (WBY)	d	2056			2110								2140		2156				2210
Byfleet & New Haw (BFN)	d	2100			2113								2143		2200				2213
Weybridge (WYB)	d				2116						2134		2146						2216
Walton-On-Thames (WAL)	d				2120						2138		2150						2220
Hersham (HER)	d				2122								2152						2222
Esher (ESH)	d				2125								2155						2225
Surbiton (SUR)	6 d			2110	2130						2146		2200				2210		2230
Wimbledon (WIM)	6 a			2117	2137						2153		2207				2217		2237
Earlsfield (EAD)	a				2141								2211						2241
Clapham Junction (CLJ)	10 a		2114	2123	2145	2128	2134	2139	2143		2159		2215	2204		2214		2223	2245
Vauxhall (VXH)	a				2150								2220						2250
London Waterloo (WAT)	15 a		2124	2134	2155	2139	2144	2149	2154		2211		2225	2215		2224		2234	2255

NOTES (see introductory pages for explanation of train operator codes and standard symbols)

- a Arrival time
- d Departure time
- c Arrives 5 minutes earlier
- A From Portsmouth Harbour, see table 155
- C From Salisbury, see table 153
- D From Portsmouth Harbour via Eastleigh, see table 154
- K From Poole, see table 154
- M From Weymouth, see table 154
- N From Exeter St Davids, see table 153

## Basingstoke, Alton, Farnham, Aldershot, Guildford and Woking to London

## Sundays

Operator Train ID Days of operation/Notes 1st Class/Reservations/Bus	SW	SW	SW	SW	SW	SW	SW	SW	SW	SW	SW	SW	SW	SW	SW	SW	SW	SW	SW
	1T76 D □	2P76 A □	1L76 N □	2L78 □	2A78 □	2F74 □	1P78 A □	1S78 □	1W76 M □	2L80 □	2A80 □	2F76 □	1T80 D □	2P80 A □	2A82 □	1L80 N □	1P82 A □	2L84 □	
Basingstoke (BSK) d	2144		2204	2150					2235	2216			2244			2310		2316	
Hook (HOK) d										2223								2323	
Winchfield (WNF) d										2227								2327	
Fleet (FLE) d				2202						2232								2332	
Farnborough (Main) (FNB) d	2158			2208						2238			2258					2338	
Alton (AON) d					2145						2215				2245				
Bentley (BTY) d											2223								
Farnham (FNH) d					2200c						2230				2300c				
Aldershot (AHT) d					2206						2236				2306				
Ash Vale (AHV) d					2211						2241				2311				
Brookwood (BKO) 6 d				2215	2218					2245	2248				2318			2345	
Guildford (GLD) d		2205				2224	2235						2257		2305			2335	
Worplesdon (WPL) d						2230													
Woking (WOK) a	2208	2213	2223	2221	2224	2234	2242		2254	2250	2254	2305	2308	2314	2324	2328	2342	2350	
Woking (WOK) d	2209	2215	2224		2228	2236	2245	2252	2255		2258	2306	2309	2315	2328	2330	2345		
West Byfleet (WBY) d						2240		2256				2310							
Byfleet & New Haw (BFN) d						2243		2300				2313							
Weybridge (WYB) d					2234	2246						2316			2334				
Walton-On-Thames (WAL) d					2238	2250						2320			2338				
Hersham (HER) d						2252						2322							
Esher (ESH) d						2255						2325							
Surbiton (SUR) 6 d					2246	2300					2310	2330			2346				
Wimbledon (WIM) 6 a					2253	2307					2317	2337			2353				
Earlsfield (EAD) a						2311						2341							
Clapham Junction (CLJ) 10 a	2228	2234	2243		2259	2315	2304		2314	2323	2345	2328	2334	0001	2349	0006			
Vauxhall (VXH) 10 a						2320					2350								
London Waterloo (WAT) 15 a	2237	2244	2254		2311	2325	2314		2324	2334	2355	2339	2344	0011	2358	0021			

Operator Train ID Days of operation/Notes 1st Class/Reservations/Bus	SW	SW	SW
	2A84 □	1W80 M □	2P84 MM A □
Basingstoke (BSK) d		2344	
Hook (HOK) d			
Winchfield (WNF) d			
Fleet (FLE) d			
Farnborough (Main) (FNB) d			
Alton (AON) d	2315		
Bentley (BTY) d	2323		
Farnham (FNH) d	2332e		
Aldershot (AHT) d	2339		
Ash Vale (AHV) d	2343		
Brookwood (BKO) 6 d	2350		
Guildford (GLD) d			0005
Worplesdon (WPL) d			
Woking (WOK) a	2356	0002	0013
Woking (WOK) d		0004	
West Byfleet (WBY) d			
Byfleet & New Haw (BFN) d			
Weybridge (WYB) d			
Walton-On-Thames (WAL) d			
Hersham (HER) d			
Esher (ESH) d			
Surbiton (SUR) 6 d			
Wimbledon (WIM) 6 a			
Earlsfield (EAD) a			
Clapham Junction (CLJ) 10 a		0023	
Vauxhall (VXH) 10 a			
London Waterloo (WAT) 15 a		0033	

## NOTES (see introductory pages for explanation of train operator codes and standard symbols)

- a Arrival time
- d Departure time
- c Arrives 5 minutes earlier
- e Arrives 4 minutes earlier
- A From Portsmouth Harbour, see table 155
- D From Portsmouth Harbour via Eastleigh, see table 154
- M From Weymouth, see table 154
- N From Exeter St Davids, see table 153
- MM Monday mornings