





Leamington Spa to Warwick and Stratford-upon-Avon

Mondays to Fridays

Operator Train ID Days of operation/Notes	CH 1R71 MX A	CH 1R98 MX A	LM 2K00 B	CH 1G01 C	LM 2J06 D	LM 2D00 E	LM 2S02 E	CH 2D02	LM 2J01 D	CH 1G05 F	LM 2S06 G	LM 2K16 B	CH 2D06	CH 1G88 F	CH 2R11 A	LM 2S12 G	CH 1R12 A	LM 2D11 G
London Marylebone (MYB)  d										0605			0616	0710			0735	
Leamington Spa (LMS) d	0002	0024	0547	0625	0631			0651	0708	0725		0804	0808	0825	0832		0908	
Warwick (WRW) d	0007	0028	0552	0630	0635			0656	0712	0729		0808	0813	0829	0838		0912	
Warwick Parkway (WRP) d	0010a	0031a	0555	0633a	0638				0714	0733		0810	0832a				0915a	
Hatton (HTN) d			0559a		0642a				0704	0718a	0738a	0814a	0821		0843a			
Claverdon (CLV) d								0710					0826					
Bearley (BER) d													0831					
Wilmcote (WMC) d							0711	0720			0814		0835			0914		
Stratford Parkway (STY) d						0652	0714	0723			0817		0838			0917		0938
Stratford-upon-Avon (SAV) a						0655	0720	0728			0823		0843			0921		0943

Operator Train ID Days of operation/Notes	CH 1G89 F	CH 2D15	LM 2S18 H	LM 2D16 H	CH 1R90 A	CH 2R18 A	LM 2S24 H	LM 2D22 H	CH 1R91 A	CH 2D22	LM 2S30 H	LM 2D28 H	CH 1G23 F	CH 1R92 A	CH 2R26 A	LM 2S36 H	LM 2D34 H	CH 1G27 F
London Marylebone (MYB)  d	0811				0910				1010				1037	1110				1137
Leamington Spa (LMS) d	0926	0941			1026	1032			1126	1132			1200	1227	1232			1258
Warwick (WRW) d	0930	0946				1038				1137			1204		1238			1302
Warwick Parkway (WRP) d	0933a				1032a				1131a				1207a	1232a				1306a
Hatton (HTN) d		0953				1043a				1144					1243a			
Claverdon (CLV) d		0958																
Bearley (BER) d		1003								1152								
Wilmcote (WMC) d		1006	1014				1114			1156	1214					1314		
Stratford Parkway (STY) d		1009	1017	1038			1117	1137		1159	1217	1238				1317	1338	
Stratford-upon-Avon (SAV) a		1014	1023	1041			1123	1143		1204	1223	1244				1323	1341	

Operator Train ID Days of operation/Notes	CH 1R93 A	CH 2D30	LM 2S42 H	LM 2D40 H	CH 1G31 F	CH 2R32 A	LM 2S48 H	LM 2D46 H	CH 1G35 F	CH 1R94 A	CH 2D38	CH 1G39 F	LM 2S54 H	LM 2D52 H	CH 1G95 F	CH 2R42 A	CH 2D42	CH 1G43 F
London Marylebone (MYB)  d	1210				1234				1337	1410		1437			1510			1537
Leamington Spa (LMS) d	1326	1332			1358	1432			1458	1525	1532	1601			1625	1632		1658
Warwick (WRW) d		1337			1402	1438			1502		1537	1605			1630	1638		1702
Warwick Parkway (WRP) d	1332a				1405a				1505a	1530a		1608a			1633a			1705a
Hatton (HTN) d		1344				1443a					1544					1643a	1648	
Claverdon (CLV) d		1349									1549			1635x			1653	
Bearley (BER) d											1555			1640x			1658	
Wilmcote (WMC) d		1356	1414				1514				1559		1614	1644			1702	
Stratford Parkway (STY) d		1359	1417	1437			1517	1537			1602		1617	1647			1705	
Stratford-upon-Avon (SAV) a		1404	1423	1442			1523	1542			1608		1623	1650			1710	

Operator Train ID Days of operation/Notes	LM 2S60 H	CH 1G46 F	LM 2D58 H	LM 2S68 H	CH 1R48 A	CH 2D49	LM 2D64 H	CH 2R46 A	CH 1K50 B	LM 2S74 H	CH 1G52 F	CH 1K54 B	CH 2D55	LM 2S78 H	CH 1G55 F	CH 1R58 A	LM 2S82 H	CH 1G59 F
London Marylebone (MYB)  d		1618			1647			1621	1714		1747	1815			1847	1915		1946
Leamington Spa (LMS) d		1741			1804	1811		1822	1827		1905	1928	1932		2009	2034		2105
Warwick (WRW) d					1808	1816		1826			1909		1937		2013			2108
Warwick Parkway (WRP) d		1746a			1811a				1833a		1912a	1933a			2016a	2039a		2112
Hatton (HTN) d						1827c		1833a					1945					2117a
Claverdon (CLV) d			1733x			1833												
Bearley (BER) d			1738x			1839												
Wilmcote (WMC) d	1714		1742	1815		1843				1916			1956	2015			2115	
Stratford Parkway (STY) d	1717		1745	1818		1846	1854			1919			1959	2018			2118	
Stratford-upon-Avon (SAV) a	1723		1750	1824		1852	1858			1923			2005	2024			2123	

For the complete service between London and Leamington Spa see table 113

NOTES (see introductory pages for explanation of train operator codes and standard symbols)


- a Arrival time
- d Departure time
- x Stops on request
- c Arrives 4 minutes earlier

- A To Birmingham Moor Street, see table 073
- B To Kidderminster, see table 073
- C From Bicester North to Birmingham Snow Hill, see table 073
- D To Stourbridge Junction, see table 073
- E From Birmingham Snow Hill, see table 073
- F To Birmingham Snow Hill, see table 073
- G From Stourbridge Junction, see table 073
- H From Kidderminster, see table 073

MX Not Mondays

Leamington Spa to Warwick and Stratford-upon-Avon

Mondays to Fridays

Operator Train ID Days of operation/Notes	CH	LM	CH	CH	CH	LM	CH	CH	CH
	1R96 A	2S86 J	1G63 F	2D64	1J65 D	2S90 J	1R97 A	1R71 A	1R98 A
London Marylebone (MYB)  d	2010		2036		2110		2208	2233	2307
Leamington Spa (LMS) d	2130		2157	2226	2231		2331	0002	0024
Warwick (WRW) d			2201	2231	2235			0007	0028
Warwick Parkway (WRP) d	2135a		2204a		2239		2337a	0010a	0031a
Hatton (HTN) d				2238	2244a				
Claverdon (CLV) d				2243					
Bearley (BER) d									
Wilmcote (WMC) d		2217		2250		2315			
Stratford Parkway (STY) d		2220		2253		2318			
Stratford-upon-Avon (SAV) a		2226		2258		2323			


NOTES (see introductory pages for explanation of train operator codes and standard symbols)


- a Arrival time
d Departure time


- A To Birmingham Moor Street, see table 073
D To Stourbridge Junction, see table 073
F To Birmingham Snow Hill, see table 073
J From Worcester Foregate Street, see table 073


Leamington Spa to Warwick and Stratford-upon-Avon

Saturdays

Operator Train ID Days of operation/Notes	CH 1R71 A	CH 1R98 A	CH 2R00 K	LM 2B00 F	CH 2R02 L	LM 2S02 E	LM 2S06 M	LM 2K07 B	LM 2D05 E	CH 1R08 A	CH 2D09	LM 2S12 J	LM 2D11 E	CH 1R12 A	LM 2S18 H	LM 2D16 H	CH 1R16 A	LM 2S24 H
London Marylebone (MYB)  d										0700				0800			0900	
Leamington Spa (LMS)	d	0002	0024	0621	0629	0721			0758	0825	0840			0932			1031	
Warwick (WRW)	d	0007	0028	0625	0633	0725			0803	0829	0845			0936			1037	
Warwick Parkway (WRP)	d	0010a	0031a	0628a	0636	0729			0806	0832a				0940			1041a	
Hatton (HTN)	d				0640a	0734a			0810a					0945a				
Claverdon (CLV)	d										0857		0931x			1030x		
Bearley (BER)	d										0902		0936x			1035x		
Wilmcote (WMC)	d						0714	0814				0906	0914		1014			1114
Stratford Parkway (STY)	d						0717	0817		0838		0909	0917	0941	1017	1040		1117
Stratford-upon-Avon (SAV)	a						0721	0823		0841		0914	0923	0944	1023	1043		1123

Operator Train ID Days of operation/Notes	LM 2D22 H	CH 1R20 A	CH 2D21	LM 2S30 H	LM 2D28 H	CH 1R24 A	LM 2S36 H	LM 2D34 H	CH 1R28 A	CH 2D29	LM 2S42 H	LM 2D40 H	CH 1R30 A	CH 1R32 A	LM 2S48 H	LM 2D46 H	CH 1R36 A	CH 2D37	
London Marylebone (MYB)  d		1000				1100			1200				1237	1300				1400	
Leamington Spa (LMS)	d	1127	1132			1229			1327	1332			1357	1431e			1527	1532	
Warwick (WRW)	d	1131	1137			1234			1331	1337			1402	1437			1531	1537	
Warwick Parkway (WRP)	d	1135				1237a			1335				1405a	1441a			1535		
Hatton (HTN)	d	1140a	1144						1340a	1344							1540a	1544	
Claverdon (CLV)	d			1150						1350								1550	
Bearley (BER)	d			1155						1355								1555	
Wilmcote (WMC)	d			1159	1213		1314			1359	1414				1514			1559	
Stratford Parkway (STY)	d	1138		1202	1217	1238		1317	1338		1402	1417	1438		1517	1538		1602	
Stratford-upon-Avon (SAV)	a	1141		1208	1223	1241		1323	1341		1408	1423	1441		1523	1541		1608	

Operator Train ID Days of operation/Notes	LM 2S54 H	LM 2D52 H	CH 1R40 A	LM 2S60 H	LM 2D58 H	CH 1R44 A	CH 2D45	LM 2S66 H	LM 2D63 H	CH 1K48 B	LM 2S74 H	CH 1R52 A	CH 2D53	LM 2S78 H	CH 1R54 A	CH 1R56 A	LM 2S82 H	CH 1K58 B
London Marylebone (MYB)  d			1500			1600				1700		1800			1837	1900		1937
Leamington Spa (LMS)	d		1631			1727	1732			1825		1924	1932		2001	2025		2055
Warwick (WRW)	d		1637			1731	1737			1830		1928	1937		2006	2030		2059
Warwick Parkway (WRP)	d		1641a			1735				1834a		1931a			2010	2033a		2102a
Hatton (HTN)	d					1740a	1744						1944		2015a			
Claverdon (CLV)	d		1631x			1731x			1835x				1950					
Bearley (BER)	d		1636x			1736x			1840x				1955					
Wilmcote (WMC)	d	1614			1714		1759	1814	1844		1914		1959	2014				2114
Stratford Parkway (STY)	d	1617	1641		1717	1741		1802	1817	1847		1917		2002	2017			2117
Stratford-upon-Avon (SAV)	a	1623	1644		1723	1744		1808	1821	1851		1923		2008	2023			2123

Operator Train ID Days of operation/Notes	CH 1R60 A	CH 2D61	CH 1R62 A	LM 2S86 H	LM 2S90 G	CH 1R64 A	CH 1R68 A
London Marylebone (MYB)  d	2000		2037			2100	2208
Leamington Spa (LMS)	d	2127	2132	2157		2231	2328
Warwick (WRW)	d	2131	2137	2202		2237	2332
Warwick Parkway (WRP)	d	2135		2205a		2241a	2336a
Hatton (HTN)	d	2140a	2144				
Claverdon (CLV)	d		2150				
Bearley (BER)	d		2155				
Wilmcote (WMC)	d		2159		2215	2314	
Stratford Parkway (STY)	d		2202		2218	2317	
Stratford-upon-Avon (SAV)	a		2208		2224	2326	



NOTES (see introductory pages for explanation of train operator codes and standard symbols)



- a Arrival time
d Departure time
x Stops on request
e Arrives 3 minutes earlier

- A To Birmingham Moor Street, see table 073
B To Kidderminster, see table 073
E From Birmingham Snow Hill, see table 073
F To Birmingham Snow Hill, see table 073
G From Stourbridge Junction, see table 073
H From Kidderminster, see table 073
J From Worcester Foregate Street, see table 073
K From Banbury to Birmingham Moor Street, see table 073
L From High Wycombe to Birmingham Moor Street, see table 073
M From Worcester Shrub Hill, see table 073

Leamington Spa to Warwick and Stratford-upon-Avon

Sundays

Operator Train ID Days of operation/Notes 1st Class/Reservations/Bus	LM 2S98 E	CH 1R12 A	LM 2S02 E	CH 1R16 A	CH 2D17	LM 2S04 J	CH 1R20 A	LM 2S06 M I	CH 1R24 A	LM 2S08 J	CH 1R28 A	CH 2D29	LM 2S10 J	CH 1R30 A	CH 1R32 A	LM 2S12 J	CH 1R36 A	CH 2D37
London Marylebone (MYB)   d		0800		0900			1000		1100		1200			1237	1300		1400	
Leamington Spa (LMS)	d	0928		1031	1040		1127		1231		1327	1340		1357	1431		1527	1540
Warwick (WRW)	d	0933		1037	1045		1131		1237		1331	1345		1401	1437		1531	1545
Warwick Parkway (WRP)	d	0938		1041a			1135		1241a		1335			1404a	1441a		1535	
Hatton (HTN)	d	0943a			1053		1140a				1340a	1353					1540a	1553
Claverdon (CLV)	d																	
Bearley (BER)	d																	
Wilmcote (WMC)	d			1011		1103	1111		1211		1311		1403	1411			1511	1603
Stratford Parkway (STY)	d	0907		1014		1106	1114		1214		1314		1406	1414			1514	1606
Stratford-upon-Avon (SAV)	a	0910		1017		1115	1121		1217		1317		1411	1417			1517	1611

Operator Train ID Days of operation/Notes	LM 2S14 J	CH 1R40 A	LM 2S16 J	CH 1R44 A	CH 2D45	LM 2S18 J	CH 1K48 B	LM 2S20 J	CH 1R52 A	CH 2D53	CH 1R54 A	CH 1R56 A	CH 1K58 B	CH 1R60 A	CH 1R64 A	CH 1R68 A
London Marylebone (MYB)   d		1500		1600			1700		1800		1837	1900	1937	2000	2100	2208
Leamington Spa (LMS)	d	1631		1727	1740		1827		1927	1940	1958	2028	2058	2132	2225	2327
Warwick (WRW)	d	1637		1731	1745		1832		1931	1945	2003	2034	2103	2136	2231	2332
Warwick Parkway (WRP)	d	1641a		1735			1836a		1935		2006a	2038a	2106a	2140	2235a	2336a
Hatton (HTN)	d			1740a	1753				1940a	1953				2145a		
Claverdon (CLV)	d															
Bearley (BER)	d															
Wilmcote (WMC)	d	1611		1711		1803	1809		1909		2003					
Stratford Parkway (STY)	d	1614		1714		1806	1812		1912		2006					
Stratford-upon-Avon (SAV)	a	1617		1717		1811	1815		1915		2011					


NOTES (see introductory pages for explanation of train operator codes and standard symbols)


- a Arrival time
d Departure time


- A To Birmingham Moor Street, see table 073
B To Kidderminster, see table 073
E From Birmingham Snow Hill, see table 073
J From Worcester Foregate Street, see table 073
M From Worcester Shrub Hill, see table 073


Stratford-upon-Avon and Warwick to Leamington Spa

Mondays to Fridays

Operator Train ID Days of operation/Notes	LM 2H87 MX G	CH 2U90 MX N	CH 1H04 P	CH 1H07 P	CH 1H10 P	CH 2L13	CH 1H14 P	LM 2B03 A	LM 2K08 B	LM 2K12 B	LM 2H04 G	CH 1H17 G	CH 2H22	CH 2L22 E	CH 1H22 G	LM 2K19 B	CH 1H26 E	CH 1H27 H	
Stratford-upon-Avon (SAV)	d					0606		0623	0700	0723						0733			0826
Stratford Parkway (STY)	d					0610		0626	0703a	0727						0737			0830
Wilmcote (WMC)	d					0614		0629a		0730a						0741			0833a
Bearley (BER)	d																		
Claverdon (CLV)	d					0621									0749				
Hatton (HTN)	d		0005			0632f					0730		0754	0802					
Warwick Parkway (WRP)	d		0010	0535	0605	0634		0657				0734	0740	0800		0815		0902	0919
Warwick (WRW)	d	0002	0013		0608			0640	0700			0737		0804	0809			0905	
Leamington Spa (LMS)	a	0008	0017	0541	0612	0640	0646	0705				0742	0746	0809	0816	0820		0909	0924
London Marylebone (MYB)  a				0703	0736	0803		0836					0910	0955		0943		1036	1042

Operator Train ID Days of operation/Notes	CH 2L27	CH 1H28 E	LM 2K25 B	CH 2L29 P	CH 1H30 P	LM 2W72 B	LM 2K31 B	CH 1H32 E	CH 2L32	CH 1H33 P	LM 2W74 B	LM 2K37 B	CH 1H35 P	CH 2L40 P	CH 1H41 P	LM 2W76 B	LM 2K43 B	CH 2L44	
Stratford-upon-Avon (SAV)	d	0900		0926			1001	1026		1040		1103	1126				1203	1226	1242
Stratford Parkway (STY)	d	0904		0929			1005	1029		1044		1106	1129				1206a	1229	1246
Wilmcote (WMC)	d	0907		0932a			1008a	1032a		1047			1132a					1232a	1249
Bearley (BER)	d	0911								1051		1111x							1252
Claverdon (CLV)	d	0916								1056		1116a							
Hatton (HTN)	d	0921			1000				1101						1201				1301
Warwick Parkway (WRP)	d		0940			1016			1039		1117			1139		1215			
Warwick (WRW)	d	0928	0943		1006			1043	1108					1142	1207	1218			1308
Leamington Spa (LMS)	a	0934	0947		1016	1022		1048	1116	1122				1146	1216	1222			1316
London Marylebone (MYB)  a			1112			1145			1210		1245			1311		1405			

Operator Train ID Days of operation/Notes	CH 1H45 P	LM 2W78 B	LM 2K49 B	CH 1H47 E	CH 2L47 P	CH 1H48 P	LM 2W80 B	LM 2K55 B	CH 1H51 E	CH 2L52	CH 1H53 P	LM 2W82 B	LM 2K61 B	CH 1H56 E	CH 2L62 P	LM 2W84 B	CH 2L63	CH 1H64 E
Stratford-upon-Avon (SAV)	d		1303	1326			1403	1426		1441		1503	1526			1603	1618	
Stratford Parkway (STY)	d		1306a	1329			1406a	1429		1445		1506a	1529			1606a		
Wilmcote (WMC)	d			1332a				1432a		1448			1532a					
Bearley (BER)	d																	
Claverdon (CLV)	d									1455								
Hatton (HTN)	d				1403					1501					1603		1632a	1637
Warwick Parkway (WRP)	d	1316			1340	1415			1439		1516			1539				1642
Warwick (WRW)	d				1343	1409			1442	1508				1543	1609			1645
Leamington Spa (LMS)	a	1322			1348	1420	1421		1446	1516	1521			1547	1620			1649
London Marylebone (MYB)  a		1453			1511		1545		1611		1643			1715				1820

Operator Train ID Days of operation/Notes	LM 2K67 B	LM 2W48 B	CH 1H66 E	LM 2K62 B	CH 1H68 E	CH 2L70 P	CH 1U71 Q	CH 1H72 E	LM 2W71 B	LM 2K69 B	LM 2W86 R	CH 1H75 E	LM 2H28 J	CH 2L77	CH 1H78 P	LM 2K73 B	LM 2K77 B	CH 1H80 E
Stratford-upon-Avon (SAV)	d	1626	1703		1726			1738		1803	1827	1903			1912		1927	2027
Stratford Parkway (STY)	d	1629	1706a		1729			1742		1807	1830	1906a			1916		1930	2030
Wilmcote (WMC)	d	1632a			1732a			1745			1833a			1920		1933a	2033a	
Bearley (BER)	d							1748		1811x				1924				
Claverdon (CLV)	d							1753		1816a				1929				
Hatton (HTN)	d					1746	1758	1819						1918	1935	1944		
Warwick Parkway (WRP)	d			1714		1736		1824				1907	1922		1949			2043
Warwick (WRW)	d			1717		1739	1752	1805	1827				1925	1943a	1953			2046
Leamington Spa (LMS)	a			1721		1743	1759	1809	1831				1912	1929	1957			2054
London Marylebone (MYB)  a				1841		1914		2008					2037		2137			2217

NOTES (see introductory pages for explanation of train operator codes and standard symbols)


- a Arrival time
d Departure time
x Stops on request
f Arrives 5 minutes earlier

- A To Birmingham Moor Street, see table 073
B To Kidderminster, see table 073
E From Birmingham Snow Hill, see table 073
G From Stourbridge Junction, see table 073
H From Kidderminster, see table 073
J From Worcester Foregate Street, see table 073
N From Birmingham Snow Hill to Banbury, see table 073
P From Birmingham Moor Street, see table 073
Q To Banbury, see table 113
R To Worcester Foregate Street, see table 073

MX Not Mondays

Stratford-upon-Avon and Warwick to Leamington Spa

Mondays to Fridays

Operator Train ID Days of operation/Notes	LM	CH	CH	LM	CH	CH	LM	LM	CH
	2J81 D	1H84 E	2L85	2B24 F	2U88 N	2U89 Q	2W88 F	2H87 G	2U90 TSM N
Stratford-upon-Avon (SAV) d	2127		2135	2230		2314	2330		
Stratford Parkway (STY) d	2130		2139	2233			2333a		
Wilmcote (WMC) d	2133a		2142	2236a					
Bearley (BER) d									
Claverdon (CLV) d			2149						
Hatton (HTN) d		2141	2154		2246			2356	0005
Warwick Parkway (WRP) d		2146			2251			2359	0010
Warwick (WRW) d		2149	2200		2254	2333		0002	0013
Leamington Spa (LMS) a		2154	2205		2258	2337		0008	0017
London Marylebone (MYB)  a		2317							

NOTES (see introductory pages for explanation of train operator codes and standard symbols)

a Arrival time

d Departure time

D To Stourbridge Junction, see table 073

E From Birmingham Snow Hill, see table 073

F To Birmingham Snow Hill, see table 073

G From Stourbridge Junction, see table 073


N From Birmingham Snow Hill to Banbury, see table 073


Q To Banbury, see table 113


TSM Tuesday to Saturday mornings


Stratford-upon-Avon and Warwick to Leamington Spa

Saturdays

Operator Train ID Days of operation/Notes	LM 2H87 G	CH 2U90 S	CH 1H07 P	LM 2V02 R	CH 1H09 P	LM 2K13 B	CH 1H11 H	CH 1H13 H	CH 2L14	CH 1H15 P	LM 2K19 B	LM 2W70 B	CH 1H17 P	LM 2K25 B	CH 1H19 P	LM 2W72 B	CH 1H21 P	LM 2K31 B
Stratford-upon-Avon (SAV)	d			0700		0726			0755		0826	0903		0926		1003		1026
Stratford Parkway (STY)	d			0704		0729			0759		0829	0906a		0929		1006		1029
Wilmcote (WMC)	d			0707a		0732a			0802		0832a			0932a				1032a
Bearley (BER)	d								0806							1011x		
Claverdon (CLV)	d								0811							1016a		
Hatton (HTN)	d		0005		0704				0816				0904					
Warwick Parkway (WRP)	d		0010	0639	0710		0740	0818		0838			0910		0938		1004	
Warwick (WRW)	d	0002	0013	0642	0714		0744		0825	0841			0914		0941		1009	
Leamington Spa (LMS)	a	0008	0017	0647	0718		0749	0824	0832	0846			0918		0946		1013	
London Marylebone (MYB)  a			0812		0849		0912	0953		1012			1049		1112		1149	

Operator Train ID Days of operation/Notes	CH 2L24	CH 1H25 P	LM 2W74 B	CH 1H27 P	LM 2K37 B	LM 2W76 B	CH 1H29 P	LM 2K43 B	CH 2L32	CH 1H33 P	LM 2W78 B	LM 2K49 B	LM 2W80 B	CH 1H37 P	LM 2K55 B	CH 2L40	CH 1H41 P	LM 2W82 B	
Stratford-upon-Avon (SAV)	d	1040		1103		1126	1202		1226	1240		1302	1326	1403		1426	1440		1503
Stratford Parkway (STY)	d	1044		1106		1129	1205a		1229	1244		1305a	1329	1406a		1429	1444		1506a
Wilmcote (WMC)	d	1047			1132a			1232a	1247			1332a			1432a	1447			
Bearley (BER)	d	1051		1111x					1251							1451			
Claverdon (CLV)	d	1056		1116a					1256							1456			
Hatton (HTN)	d	1101	1104						1301	1304						1501	1504		
Warwick Parkway (WRP)	d		1110		1138			1204		1310				1404			1510		
Warwick (WRW)	d	1108	1114		1141			1209		1314				1409		1508	1514		
Leamington Spa (LMS)	a	1114	1118		1146			1213		1318				1413		1514	1518		
London Marylebone (MYB)  a			1250		1312			1349		1450				1549			1650		

Operator Train ID Days of operation/Notes	CH 1H43 P	LM 2K61 B	LM 2W84 B	CH 1H45 P	LM 2K67 B	CH 2L48	CH 1H49 P	LM 2W86 B	LM 2K73 B	CH 1H53 P	LM 2W71 B	LM 2K79 B	CH 2L56	CH 1H57 P	LM 2W90 B	LM 2K85 B	CH 1H63 P	LM 2J77 D	
Stratford-upon-Avon (SAV)	d		1526	1603		1626	1640		1703	1726		1802	1826	1840		1908	1926		2026
Stratford Parkway (STY)	d		1529	1606a		1629	1644		1706	1729		1806	1830	1844		1911a	1929		2030
Wilmcote (WMC)	d		1532a		1632a	1647			1732a			1833a	1847			1932a			2033a
Bearley (BER)	d				1651			1711x			1811x		1851						
Claverdon (CLV)	d				1656			1716a			1816a		1856						
Hatton (HTN)	d					1701	1704						1901	1904					
Warwick Parkway (WRP)	d	1538			1604					1804				1910				2039	
Warwick (WRW)	d	1541			1609		1708	1714		1809			1908	1914				2042	
Leamington Spa (LMS)	a	1546			1613		1714	1718		1813			1914	1918				2047	
London Marylebone (MYB)  a		1712			1749			1849		1949				2050				2213	

Operator Train ID Days of operation/Notes	CH 2L68	LM 2J94 D	CH 2H69 P	CH 2U71 Q	LM 2J97 D	CH 2U73 T	LM 2W88 F	LM 2H75 J	LM 2H28 SUM M
Stratford-upon-Avon (SAV)	d	2040		2126		2215	2231		2330
Stratford Parkway (STY)	d	2044		2130		2235		2333a	
Wilmcote (WMC)	d	2047		2133a		2238a			
Bearley (BER)	d	2051							
Claverdon (CLV)	d	2056							
Hatton (HTN)	d	2101		2143			2250		2332
Warwick Parkway (WRP)	d			2148			2255		2336
Warwick (WRW)	d	2108		2151	2235		2258		2338
Leamington Spa (LMS)	a	2114		2156	2240		2303		2345
London Marylebone (MYB)  a				2353					

NOTES (see introductory pages for explanation of train operator codes and standard symbols)


a Arrival time
d Departure time
x Stops on request


SUM Sunday mornings

B To Kidderminster, see table 073
D To Stourbridge Junction, see table 073
F To Birmingham Snow Hill, see table 073
G From Stourbridge Junction, see table 073
H From Kidderminster, see table 073
J From Worcester Foregate Street, see table 073
M From Worcester Shrub Hill, see table 073
P From Birmingham Moor Street, see table 073
Q To Banbury, see table 113
R To Worcester Foregate Street, see table 073
S From Birmingham Snow Hill to Banbury, see table 113
T From Birmingham Moor Street to Banbury, see table 113

Stratford-upon-Avon and Warwick to Leamington Spa

Sundays

Operator Train ID Days of operation/Notes	LM 2H28 M	CH 1H15 P	CH 1H17 P	LM 2V02 R	CH 1H19 P	CH 2L20	CH 1H21 P	LM 2V04 R	CH 1H25 H	LM 2V06 R	CH 1H27 H	CH 1H29 P	LM 2V08 R	CH 2L32	CH 1H33 P	LM 2V10 R	CH 1H37 P	LM 2V12 R
Stratford-upon-Avon (SAV) d				0927		0936		1027		1126			1227	1236		1327		1427
Stratford Parkway (STY) d				0931		0940		1031		1130			1231	1240		1331		1431
Wilmcote (WMC) d				0934a		0943		1034a		1133a			1234a	1243		1334a		1434a
Bearley (BER) d																		
Claverdon (CLV) d																		
Hatton (HTN) d	0012		0910			0954	1003							1254	1304			
Warwick Parkway (WRP) d	0015	0852	0915		0937		1009		1104		1137	1204			1310		1404	
Warwick (WRW) d	0018	0855	0918		0941	1001	1014		1109		1141	1209		1301	1314		1409	
Leamington Spa (LMS) a	0025	0900	0923		0946	1009	1018		1113		1145	1213		1308	1318		1413	
London Marylebone (MYB)  a		1017	1053		1112		1148		1247		1312	1350			1449		1549	

Operator Train ID Days of operation/Notes	CH 2L40	CH 1H41 P	LM 2V16 R	CH 1H43 P	CH 1H45 P	LM 2V18 R	CH 2L48	CH 1H49 P	LM 2V20 U	CH 1H53 P	LM 2V22 U	CH 2L56	CH 1H57 P	LM 2V28 R	CH 1H63 P	CH 2U69 Q	CH 2H69 P
Stratford-upon-Avon (SAV) d	1436		1527			1627	1636		1727		1827	1836		1927		2036	
Stratford Parkway (STY) d	1440		1531			1631	1640		1731		1831	1840		1931		2040	
Wilmcote (WMC) d	1443		1534a			1634a	1643		1734a		1834a	1843		1934		2043	
Bearley (BER) d																	
Claverdon (CLV) d																	
Hatton (HTN) d	1454	1504					1654	1704				1854	1904			2054	2142
Warwick Parkway (WRP) d		1510		1537	1604			1710		1804			1910		2043		2147
Warwick (WRW) d	1501	1514		1541	1609		1701	1714		1809		1901	1914		2046	2101	2150
Leamington Spa (LMS) a	1508	1518		1545	1613		1708	1718		1813		1908	1918		2050	2107	2154
London Marylebone (MYB)  a		1649		1717	1749			1850		1949			2049		2213		2353

NOTES (see introductory pages for explanation of train operator codes and standard symbols)

- a Arrival time
d Departure time

- H From Kidderminster, see table 073
M From Worcester Shrub Hill, see table 073
P From Birmingham Moor Street, see table 073
Q To Banbury, see table 113
R To Worcester Foregate Street, see table 073
U To Worcester Shrub Hill, see table 073