

Rugby to Coventry, Birmingham and Wolverhampton

Mondays to Fridays

Operator Train ID Days of operation/Notes 1st Class/Reservations/Bus Catering facilities	LM 2Y67 MO 1	LM 2W72 MX A 1	VT 9G68 MO 1	VT 9G48 MX 1	VT 9G70 MO 1	VT 9G49 MX 1	VT 1P38 B 1	XC 1H09 C 1	LM 1F30 D 1	LM 2K38 E 1	LM 2A01 F 1	LM 2C99 1	VT 1S36 G 1	AW 1J03 H 1	LM 2J02 J 1	LM 2I37 1	LM 2W02 K 1	LM 2C00 1	
London Euston (EUS)																			
Watford Junction (WFJ)																			
Milton Keynes Central (MKC)					0013	0028													
Northampton (NMP)																			
Rugby (RUG)				0003	0048s	0101													
Coventry (COV)				0012	0059s	0113						0545							0607
Canley (CNL)												0548							0610
Tile Hill (THL)												0552							0614
Berkswell (BKW)												0556							0618
Hampton-in-Arden (HIA)												0600							0622
Birmingham International (BHI)				0022	0110s	0123						0603							0625
Birmingham International (BHI)			0008	0022		0123					0552	0603				0618			0626
Marston Green (MGN)											0555					0622			0630
Lea Hall (LEH)											0559					0625			0633
Stechford (SCF)											0602					0628			0636
Adderley Park (ADD)											0605								0640
Birmingham New Street (BHM)			0019	0034	0122s	0134					0610	0614				0636			0645
Birmingham New Street (BHM)			0023	0037		0137	0530	0557	0602	0607			0615	0625	0633			0639	
Smethwick Rolfe Street (SMR)		0001								0612									0644
Smethwick Galton Bridge (SGB)		0004							0608	0615				0632					0647
Sandwell & Dudley (SAD)		0007								0618			0624						0650
Dudley Port (DDP)		0011								0622									0654
Tipton (TIP)		0013								0624									0656
Coseley (CSY)	0002	0016								0615	0627								0659
Tame Bridge Parkway (TAB)																			
Wolverhampton (WVH)	0007	0021	0040	0103	0142	0204	0547	0613	0621	0632			0637	0643	0650				0704

Operator Train ID Days of operation/Notes 1st Class/Reservations/Bus Catering facilities	LM 2K40 E 1	XC 1H14 C 1	LM 2J04 J 1	LM 2I03 1	LM 1F32 D 1	LM 2W04 1	LM 2Y32 1	VT 1P39 B 1	AW 1D11 L 1	LM 2J05 J 1	XC 1H17 C 1	LM 2I39 1	LM 2W06 1	LM 2Y49 1	VT 9G02 1	LM 2K42 E 1	XC 1M18 M 1	LM 2J06 J 1	
London Euston (EUS)															0620				
Watford Junction (WFJ)															0634u				
Milton Keynes Central (MKC)							0537												
Northampton (NMP)							0556							0640					
Rugby (RUG)							0619							0703	0713				
Coventry (COV)							0630							0713	0722			0727	
Canley (CNL)							0633							0717					
Tile Hill (THL)							0637							0721					
Berkswell (BKW)							0641							0724					
Hampton-in-Arden (HIA)							0645							0728					
Birmingham International (BHI)							0648							0731	0734			0737	
Birmingham International (BHI)				0644			0649		0708			0717		0732	0735			0739	
Marston Green (MGN)				0647			0652					0720							
Lea Hall (LEH)				0651			0656					0724							
Stechford (SCF)				0654			0659					0727							
Adderley Park (ADD)				0657			0702												
Birmingham New Street (BHM)				0702			0709		0720			0736		0744	0746			0749	
Birmingham New Street (BHM)	0648	0653	0700		0704	0707		0715	0722	0726	0731		0739			0752	0757	0800	
Smethwick Rolfe Street (SMR)						0712							0745						
Smethwick Galton Bridge (SGB)					0711	0715			0729	0733			0747						
Sandwell & Dudley (SAD)			0708			0718		0724					0750						0808
Dudley Port (DDP)						0722							0753						
Tipton (TIP)						0724							0756						
Coseley (CSY)						0727							0759						
Tame Bridge Parkway (TAB)	0708																	0807	
Wolverhampton (WVH)	0726	0709	0719		0722	0733		0737	0741	0746	0749		0806				0826	0813	0818






For the complete service between London and Rugby see table 067






NOTES (see introductory pages for explanation of train operator codes and standard symbols)

- a Arrival time
- d Departure time
- s Stops to set down only
- u Stops to pick up only
- A From Rugeley Trent Valley, see table 069
- B To Blackpool North, see table 065
- C To Manchester Piccadilly, see table 076
- D To Liverpool Lime Street, see table 076
- E To Crewe, see table 076
- F To Walsall, see table 069
- G To Edinburgh, see table 065
- H To Aberystwyth, see table 075
- J To Shrewsbury, see table 075
- K From Walsall, see table 069
- L To Chester, see table 075
- M From Southampton Central to Manchester Piccadilly, see table 050
- MO Mondays only
- MX Not Mondays

Rugby to Coventry, Birmingham and Wolverhampton

Mondays to Fridays

Operator Train ID Days of operation/Notes 1st Class/Reservations/Bus Catering facilities	LM 1F34 D	LM 2I05	LM 2W08	LM 2Y34	VT 9S44 G [R] [R] [X]	AW 1J07 N [R]	VT 9G04	LM 1J50 J	LM 2I41	LM 2W10	LM 2Y51	LM 2K44 E [R]	XC 1M22 P [R] [D] [X]	LM 2J08 J	LM 2H35 Q	LM 1F36 D [R]	LM 2Y53	LM 2W12
London Euston (EUS)  d				0534	0643		0659				0612							
Watford Junction (WFJ) d				0555			0714u				0632							
Milton Keynes Central (MKC) d				0639	0713						0716							
Northampton (NMP) d				0658							0737						0758	
Rugby (RUG) d				0721			0751				0759							0821
Coventry (COV) d				0733	0742		0802				0810		0827					0831
Canley (CNL) d				0736							0813							0835
Tile Hill (THL) d				0740							0817							0839
Berkswell (BKW) d				0744							0821							0842
Hampton-in-Arden (HIA) d				0748							0825							0846
Birmingham International (BHI) a				0751	0755		0813				0828		0836					0849
Birmingham International (BHI) d		0744		0751	0755	0806	0814		0817		0829		0838		0842			0850
Marston Green (MGN) d		0748		0755					0820		0832				0845			0853
Lea Hall (LEH) d		0751		0758					0824						0849			
Stechford (SCF) d		0755							0827						0852			
Adderley Park (ADD) d		0758		0802											0855			
Birmingham New Street (BHM)  a		0805		0809	0810	0819	0824		0836		0842		0849		0900			0905
Birmingham New Street (BHM)  d	0803		0807		0815	0825		0834		0840		0852	0857	0900		0904		0907
Smethwick Rolfe Street (SMR) d			0813							0846								0913
Smethwick Galton Bridge (SGB)  d	0810		0815			0832				0848						0910		0915
Sandwell & Dudley (SAD) d			0818		0824					0851			0908					0917
Dudley Port (DDP) d			0822							0855								0921
Tipton (TIP) d			0824							0857								0924
Coseley (CSY) d			0827							0900								0927
Tame Bridge Parkway (TAB) d												0907						
Wolverhampton (WVH)  a	0821		0832		0837	0844		0852		0906		0926	0913	0918		0921		0933






Operator Train ID Days of operation/Notes 1st Class/Reservations/Bus Catering facilities	VT 9P47 B [R] [R] [X]	AW 1D12 R	VT 9G07 G [R] [R] [X]	LM 2I43	LM 2W14	LM 2Y55	LM 2K46 E [R]	XC 1M26 S [R] [D] [X]	LM 2J10 J	LM 2H39 Q	LM 1F38 D [R]	LM 1W03	LM 2W16 K	VT 9S54 G [R] [R] [X]	AW 1J11 N	VT 9G10 G [R] [R] [X]	LM 2I45	LM 2W18
London Euston (EUS)  d	0743		0759									0749		0843				0859
Watford Junction (WFJ) d			0814u									0804				0914u		
Milton Keynes Central (MKC) d	0813											0827		0913				
Northampton (NMP) d						0839						0856						
Rugby (RUG) d			0851			0901						0920						0951
Coventry (COV) d	0843		0902			0911		0927				0931		0943				1002
Canley (CNL) d						0915						0935						
Tile Hill (THL) d						0919						0939						
Berkswell (BKW) d						0922						0942						
Hampton-in-Arden (HIA) d						0926						0947						
Birmingham International (BHI) a	0853		0913			0929		0936				0950		0953		1013		
Birmingham International (BHI) d	0855	0906	0913	0919		0930		0938		0942		0950		0955	1006	1013	1019	
Marston Green (MGN) d						0933				0945		0954						
Lea Hall (LEH) d				0924						0949								1024
Stechford (SCF) d				0927						0952								1027
Adderley Park (ADD) d										0955								
Birmingham New Street (BHM)  a	0907	0919	0924	0936		0944		0949		1000		1006		1007	1019	1024	1036	
Birmingham New Street (BHM)  d	0915	0925			0940		0952	0957	1000		1004		1007	1015	1025			1040
Smethwick Rolfe Street (SMR) d					0946								1012					1046
Smethwick Galton Bridge (SGB)  d		0932			0948						1010		1015		1032			1048
Sandwell & Dudley (SAD) d	0924				0951				1008				1018	1024				1051
Dudley Port (DDP) d					0955								1022					1055
Tipton (TIP) d					0957								1024					1057
Coseley (CSY) d					1000								1027					1100
Tame Bridge Parkway (TAB) d							1007											
Wolverhampton (WVH)  a	0937	0943			1005		1026	1013	1018		1021		1032	1037	1043			1108






NOTES (see introductory pages for explanation of train operator codes and standard symbols)

- a Arrival time
- d Departure time
- u Stops to pick up only
- B To Blackpool North, see table 065
- D To Liverpool Lime Street, see table 076
- E To Crewe, see table 076
- G To Edinburgh, see table 065
- J To Shrewsbury, see table 075
- K From Walsall, see table 069
- N To Aberystwyth/Pwllheli, see table 075
- P From Reading to Manchester Piccadilly, see table 050
- Q To Rugeley Trent Valley, see table 069
- R To Holyhead, see table 075
- S From Bournemouth to Manchester Piccadilly, see table 050

Rugby to Coventry, Birmingham and Wolverhampton

Mondays to Fridays

Operator Train ID Days of operation/Notes 1st Class/Reservations/Bus Catering facilities	LM 2Y57	LM 2K48 E	XC 1M30 S 1\diamond ⌘	LM 2J12 J	LM 2H43 Q	LM 1F40 D 1	LM 1W05	LM 2W20 K	VT 9P55 B 1\square1\square ⌘	AW 1D13 R	VT 9G13	LM 2I47	LM 2W22	LM 2Y59	LM 2K50 E	XC 1M34 P 1\diamond ⌘	LM 2J14 J	LM 2H47 Q
London Euston (EUS)  d							0849		0943		0959							
Watford Junction (WFJ) d							0904				1014u							
Milton Keynes Central (MKC) d							0927		1013									
Northampton (NMP) d	0938						0956							1038				
Rugby (RUG) d	1000						1020				1051			1100				
Coventry (COV) d	1010		1027				1031		1043		1102			1111		1127		
Canley (CNL) d	1014						1035							1115				
Tile Hill (THL) d	1018						1039							1119				
Berkswell (BKW) d	1021						1042							1122				
Hampton-in-Arden (HIA) d	1025						1047							1126				
Birmingham International (BHI) a	1028		1036				1050		1053		1113			1129		1137		
Birmingham International (BHI) d	1029		1038		1042		1050		1055	1106	1113	1119		1130		1138		1142
Marston Green (MGN) d	1032				1045		1054							1133				1145
Lea Hall (LEH) d					1049							1124						1149
Stechford (SCF) d					1052							1127						1152
Adderley Park (ADD) d					1055													1155
Birmingham New Street (BHM)  a	1044		1048		1100		1106		1107	1119	1125	1136		1144		1149		1200
Birmingham New Street (BHM)  d		1052	1057	1100		1104		1107	1115	1125			1140		1152	1157	1200	
Smethwick Rolfe Street (SMR) d								1112					1146					
Smethwick Galton Bridge (SGB)  d						1110		1115		1132			1148					
Sandwell & Dudley (SAD) d				1108				1118	1124				1151				1208	
Dudley Port (DDP) d								1122					1155					
Tipton (TIP) d								1124					1157					
Coseley (CSY) d								1127					1200					
Tame Bridge Parkway (TAB) d		1107													1211			
Wolverhampton (WVH)  a		1126	1113	1118		1121		1133	1137	1143			1205		1228	1213	1218	






Operator Train ID Days of operation/Notes 1st Class/Reservations/Bus Catering facilities	LM 1F42 D	LM 1W07	LM 2W24 K	VT 9S60 G 1\square1\square ⌘	AW 1J15 N 1	VT 9G16	LM 2I49	LM 2W26	LM 2Y61	LM 2K52 E	XC 1M38 S 1\diamond ⌘	LM 2J16 J	LM 2H51 Q	LM 1F44 D	LM 1W09	LM 2W28 K	VT 9P65 B 1\square1\square ⌘	AW 1D14 R
London Euston (EUS)  d		0949		1043		1059									1049			1143
Watford Junction (WFJ) d		1004				1114u									1104			
Milton Keynes Central (MKC) d		1025		1113											1131		1213	
Northampton (NMP) d		1056							1138						1156			
Rugby (RUG) d		1120				1151			1200						1220			
Coventry (COV) d		1131		1143		1202			1210		1227				1231		1243	
Canley (CNL) d		1135							1214						1235			
Tile Hill (THL) d		1139							1218						1239			
Berkswell (BKW) d		1142							1221						1242			
Hampton-in-Arden (HIA) d		1147							1225						1247			
Birmingham International (BHI) a		1150		1153		1213			1228		1236				1250		1253	
Birmingham International (BHI) d		1150		1155	1206	1213	1219		1229		1238		1242		1250		1255	1306
Marston Green (MGN) d		1154							1232				1245		1254			
Lea Hall (LEH) d							1224						1249					
Stechford (SCF) d							1227						1252					
Adderley Park (ADD) d													1255					
Birmingham New Street (BHM)  a		1206		1207	1220	1224	1236		1244		1248		1300		1306		1307	1320
Birmingham New Street (BHM)  d	1204		1207	1215	1225			1240		1252	1257	1300		1304		1307	1315	1325
Smethwick Rolfe Street (SMR) d			1212					1246								1312		
Smethwick Galton Bridge (SGB)  d	1210		1215		1232			1248						1310		1315		1332
Sandwell & Dudley (SAD) d			1218	1224				1251				1308				1318	1324	
Dudley Port (DDP) d			1222					1255								1322		
Tipton (TIP) d			1224					1257								1324		
Coseley (CSY) d			1227					1300								1327		
Tame Bridge Parkway (TAB) d										1307								
Wolverhampton (WVH)  a	1221		1233	1237	1243			1306		1326	1313	1318		1321		1333	1337	1343






NOTES (see introductory pages for explanation of train operator codes and standard symbols)

- a Arrival time
- d Departure time
- u Stops to pick up only
- B To Blackpool North, see table 065
- D To Liverpool Lime Street, see table 076
- E To Crewe, see table 076
- G To Edinburgh, see table 065
- J To Shrewsbury, see table 075
- K From Walsall, see table 069
- N To Aberystwyth/Pwllheli, see table 075
- P From Reading to Manchester Piccadilly, see table 050
- Q To Rugeley Trent Valley, see table 069
- R To Holyhead, see table 075
- S From Bournemouth to Manchester Piccadilly, see table 050

Rugby to Coventry, Birmingham and Wolverhampton

Mondays to Fridays

Operator Train ID Days of operation/Notes 1st Class/Reservations/Bus Catering facilities	VT 9G19	LM 2I51	LM 2W30	LM 2Y63	LM 2K54 E	XC 1M42 P ◇	LM 2J18 J	LM 2H55 Q	LM 1F46 D ◇	LM 1W11	LM 2W32 K	VT 9S70 G	AW 1J19 N	VT 9G22	LM 2I53	LM 2W34	LM 2Y65	LM 2K56 E
	◇	◇	◇	◇	◇	◇	◇	◇	◇	◇	◇	◇	◇	◇	◇	◇	◇	◇
London Euston (EUS)  d	1159									1149		1243		1259				
Watford Junction (WFJ) d	1214u									1204				1314u				
Milton Keynes Central (MKC) d										1232		1313						
Northampton (NMP) d				1238						1256							1338	
Rugby (RUG) d	1251			1300						1320				1351				1401
Coventry (COV) d	1302			1311		1327				1331		1343		1402				1411
Canley (CNL) d				1314						1335								1415
Tile Hill (THL) d				1318						1339								1419
Berkswell (BKW) d				1322						1342								1422
Hampton-in-Arden (HIA) d				1326						1346								1426
Birmingham International (BHI) a	1313			1329		1336				1349		1353		1413				1429
Birmingham International (BHI) d	1313	1319		1329		1338		1342		1350		1355	1406	1413	1420			1430
Marston Green (MGN) d				1333				1345		1354								1433
Lea Hall (LEH) d		1324						1349										1425
Stechford (SCF) d		1327						1352										1428
Adderley Park (ADD) d								1355										
Birmingham New Street (BHM)  a	1323	1336		1344		1349		1400		1406		1407	1420	1424	1436			1444
Birmingham New Street (BHM)  d			1340		1352	1357	1400		1404		1407	1415	1425					1440
Smethwick Rolfe Street (SMR) d			1346								1412							1446
Smethwick Galton Bridge (SGB)  d			1348						1410		1415		1432					1448
Sandwell & Dudley (SAD) d			1351				1408				1418	1424						1451
Dudley Port (DDP) d			1355								1422							1455
Tipton (TIP) d			1357								1424							1457
Coseley (CSY) d			1400								1427							1500
Tame Bridge Parkway (TAB) d				1407														
Wolverhampton (WVH)  a			1406		1426	1413	1418		1421		1433	1437	1443					1508
																		1526






Operator Train ID Days of operation/Notes 1st Class/Reservations/Bus Catering facilities	XC 1M46	LM 2J20 J	LM 2H59 Q	LM 1F48 D	LM 1W13	LM 2W36 K	VT 9P77 B	AW 1D15 R	VT 9G25	XC 1M49 T	LM 2I55	LM 2W38	LM 2Y67	XC 2K58 E	LM 1M50 P	LM 2J22 J	LM 2H63 Q	LM 1F50 D
	◇	◇	◇	◇	◇	◇	◇	◇	◇	◇	◇	◇	◇	◇	◇	◇	◇	◇
London Euston (EUS)  d					1249		1343		1359									
Watford Junction (WFJ) d					1304				1414u									
Milton Keynes Central (MKC) d					1332		1413											
Northampton (NMP) d					1356								1438					
Rugby (RUG) d					1420				1451				1500					
Coventry (COV) d	1427				1431		1443		1502				1511		1527			
Canley (CNL) d					1435								1514					
Tile Hill (THL) d					1439								1518					
Berkswell (BKW) d					1442								1522					
Hampton-in-Arden (HIA) d					1446								1526					
Birmingham International (BHI) a	1436				1449		1453		1513				1529		1536			
Birmingham International (BHI) d	1438		1442		1450		1455	1506	1513		1519		1529		1538			1542
Marston Green (MGN) d			1445		1454								1533					1545
Lea Hall (LEH) d			1449								1524							1549
Stechford (SCF) d			1452								1527							1552
Adderley Park (ADD) d			1455															1555
Birmingham New Street (BHM)  a	1449		1500		1506		1507	1519	1523		1536		1544		1549			1600
Birmingham New Street (BHM)  d	1457	1500		1504		1507	1515	1525		1531		1540		1552	1557	1600		1604
Smethwick Rolfe Street (SMR) d						1512						1546						
Smethwick Galton Bridge (SGB)  d				1510		1515		1531				1548						1610
Sandwell & Dudley (SAD) d		1508				1518	1524					1551				1608		
Dudley Port (DDP) d						1522						1555						
Tipton (TIP) d						1524						1557						
Coseley (CSY) d						1527						1600						
Tame Bridge Parkway (TAB) d														1607				
Wolverhampton (WVH)  a	1513	1518		1521		1533	1537	1543		1547		1606		1626	1613	1618		1621






NOTES (see introductory pages for explanation of train operator codes and standard symbols)

- a Arrival time
d Departure time
u Stops to pick up only
B To Blackpool North, see table 065
D To Liverpool Lime Street, see table 076
E To Crewe, see table 076
G To Edinburgh, see table 065
J To Shrewsbury, see table 075
K From Walsall, see table 069
N To Aberystwyth/Pwllheli, see table 075
P From Reading to Manchester Piccadilly, see table 050
Q To Rugeley Trent Valley, see table 069
R To Holyhead, see table 075
S From Bournemouth to Manchester Piccadilly, see table 050
T From Plymouth to Manchester Piccadilly, see table 050

Rugby to Coventry, Birmingham and Wolverhampton

Mondays to Fridays

Operator Train ID Days of operation/Notes 1st Class/Reservations/Bus Catering facilities	LM 1W15	LM 2W40 K	VT 9S80 G [R] [R] [X]	AW 1J23 N [R]	VT 9G28 [R]	LM 1J66 J	LM 2I57	LM 2W42	LM 2Y69	LM 2K60 E	XC 1M54 S [D] [R]	LM 2J24 J	LM 2H67 Q	LM 1F52 D [R]	LM 1W17	LM 2W44 K	VT 9P85 B [R] [R] [X]	AW 1D16 U
London Euston (EUS)  d	1349		1443		1459										1449		1543	
Watford Junction (WFJ) d	1404				1514u										1504			
Milton Keynes Central (MKC) d	1436		1513												1531		1613	
Northampton (NMP) d	1456								1538						1556			
Rugby (RUG) d	1520				1551				1600						1620			
Coventry (COV) d	1531		1543		1602				1610		1627				1631		1643	
Canley (CNL) d	1535								1614						1635			
Tile Hill (THL) d	1539								1618						1639			
Berkswell (BKW) d	1542								1621						1642			
Hampton-in-Arden (HIA) d	1546								1625						1647			
Birmingham International (BHI) a	1549		1553		1613				1628		1636				1650		1653	
Birmingham International (BHI) d	1550		1555	1606	1613		1619		1629		1638		1642		1651		1655	1706
Marston Green (MGN) d	1554								1632				1645		1654			
Lea Hall (LEH) d							1624						1649					
Stechford (SCF) d							1627						1652					
Adderley Park (ADD) d													1655					
Birmingham New Street (BHM)  a	1606		1607	1619	1625		1636		1645		1648				1706		1707	1719
Birmingham New Street (BHM)  d		1607	1615	1625		1634		1641		1652	1657	1700		1704		1707	1715	1725
Smethwick Rolfe Street (SMR) d		1612						1647								1712		
Smethwick Galton Bridge (SGB)  d		1615		1632				1649					1710			1715		1732
Sandwell & Dudley (SAD) d		1618	1624					1652				1708				1718	1724	
Dudley Port (DDP) d		1622						1656								1722		
Tipton (TIP) d		1624						1658								1724		
Coseley (CSY) d		1627						1701								1727		
Tame Bridge Parkway (TAB) d										1707								
Wolverhampton (WVH)  a		1633	1637	1643		1652		1706		1726	1713	1718		1721		1733	1737	1744

Operator Train ID Days of operation/Notes 1st Class/Reservations/Bus Catering facilities	XC 1M93 V [D] [R] [X]	LM 2I59	LM 2J25 J	LM 2W46	LM 2Y71	VT 9G32 [R]	LM 2K62 E	XC 1M58 P [D] [R]	LM 2J26 J	LM 2H71 Q	LM 1F54 D [R]	LM 1W19	LM 2W48 K	VT 9S93 G [R] [R] [X]	AW 1J27 H	LM 2I61	LM 1J68 J	LM 2W50
London Euston (EUS)  d						1623						1549		1643				
Watford Junction (WFJ) d						1637u						1604						
Milton Keynes Central (MKC) d												1632		1713				
Northampton (NMP) d					1638							1656						
Rugby (RUG) d					1700							1720						
Coventry (COV) d					1710	1722	1728					1731		1743				
Canley (CNL) d					1714							1735						
Tile Hill (THL) d					1718							1739						
Berkswell (BKW) d					1721							1742						
Hampton-in-Arden (HIA) d					1725							1746						
Birmingham International (BHI) a					1728	1733	1737					1749		1753				
Birmingham International (BHI) d		1719			1729	1733	1738		1742		1750		1755		1806	1819		
Marston Green (MGN) d					1732				1745		1754							
Lea Hall (LEH) d		1724							1749							1824		
Stechford (SCF) d		1727							1752							1827		
Adderley Park (ADD) d									1755									
Birmingham New Street (BHM)  a		1734			1744	1745	1748		1800		1806		1807	1819	1834			
Birmingham New Street (BHM)  d	1731		1734	1740			1752	1757	1800		1804		1807	1815	1825		1834	1840
Smethwick Rolfe Street (SMR) d				1746									1812					1846
Smethwick Galton Bridge (SGB)  d				1748							1810		1815		1832			1848
Sandwell & Dudley (SAD) d				1751					1808				1818	1824				1851
Dudley Port (DDP) d				1755									1822					1855
Tipton (TIP) d				1757									1824					1857
Coseley (CSY) d			1746	1800									1827					1900
Tame Bridge Parkway (TAB) d							1807											
Wolverhampton (WVH)  a	1747		1752	1806			1826	1813	1818		1821		1834	1837	1844		1852	1905

NOTES (see introductory pages for explanation of train operator codes and standard symbols)

- a Arrival time
- d Departure time
- u Stops to pick up only
- B To Blackpool North, see table 065
- D To Liverpool Lime Street, see table 076
- E To Crewe, see table 076
- G To Edinburgh, see table 065
- H To Aberystwyth, see table 075
- J To Shrewsbury, see table 075
- K From Walsall, see table 069
- N To Aberystwyth/Pwllheli, see table 075
- P From Reading to Manchester Piccadilly, see table 050
- Q To Rugeley Trent Valley, see table 069
- S From Bournemouth to Manchester Piccadilly, see table 050
- U To Llandudno, see table 075
- V From Bristol Temple Meads to Manchester Piccadilly, see table 050

Rugby to Coventry, Birmingham and Wolverhampton

Mondays to Fridays

Operator Train ID Days of operation/Notes 1st Class/Reservations/Bus Catering facilities	LM 2Y73	VT 9G35	LM 2K66 E	XC 1M62 S	LM 2J28 J	LM 2H75 Q	LM 1Y85	LM 2W52 K	VT 9S97 W	AW 1D17 L	LM 2I63	LM 1F57 D	LM 2W54	LM 2Y75	VT 9J38 J	LM 2K68 E	XC 1M66 S	LM 2H79 Q	
London Euston (EUS)	d		1723				1652		1743							1823			
Watford Junction (WFJ)	d		1737u													1837u			
Milton Keynes Central (MKC)	d						1733		1813u										
Northampton (NMP)	d	1738					1753							1838					
Rugby (RUG)	d	1800					1819							1901					
Coventry (COV)	d	1810	1822		1827		1831		1843					1912	1922		1928		
Canley (CNL)	d	1814					1835							1915					
Tile Hill (THL)	d	1818					1839							1919					
Berkswell (BKW)	d	1821					1842							1923					
Hampton-in-Arden (HIA)	d	1825					1847							1927					
Birmingham International (BHI)	a	1828	1833		1836		1850		1853					1930	1933		1937		
Birmingham International (BHI)	d	1829	1833		1838		1842	1850	1855	1906	1919			1930	1933		1938	1942	
Marston Green (MGN)	d	1832					1845	1854						1934				1945	
Lea Hall (LEH)	d						1849					1924						1949	
Stechford (SCF)	d						1852					1927						1952	
Adderley Park (ADD)	d						1855											1955	
Birmingham New Street (BHM)	a	1845	1845		1848		1900	1906		1907	1920	1934		1944	1945		1949	2000	
Birmingham New Street (BHM)	d			1852	1857	1900			1907	1915	1925		1938	1942	1950	1953	1957		
Smethwick Rolfe Street (SMR)	d								1912					1948					
Smethwick Galton Bridge (SGB)	d								1915		1932			1950					
Sandwell & Dudley (SAD)	d				1908				1918	1924				1953	1959				
Dudley Port (DDP)	d								1922					1957					
Tipton (TIP)	d								1924					1959					
Coseley (CSY)	d								1927				1950	2002					
Tame Bridge Parkway (TAB)	d			1907														2008	
Wolverhampton (WVH)	a			1926	1913	1918			1933	1937	1945		1956	2007		2011	2026	2013	






Operator Train ID Days of operation/Notes 1st Class/Reservations/Bus Catering facilities	LM 2J30 J	LM 1Y87	LM 2W56	VT 9K39 E	AW 1J31 H	LM 1F59 D	LM 2I65	LM 2W58	LM 2Y77	VT 9G41	LM 2K70 E	XC 1M70 P	LM 2H83 Q	LM 2J32 J	LM 1Y91	LM 2W60 K	VT 9K42 E	AW 1H98 C	
London Euston (EUS)	d		1752		1843					1919						1852		1943	
Watford Junction (WFJ)	d																		
Milton Keynes Central (MKC)	d		1833		1913											1932		2013	
Northampton (NMP)	d		1856						1938						1956				
Rugby (RUG)	d		1919						2000	2011					2020				
Coventry (COV)	d		1931		1943				2010	2023		2027			2031		2043		
Canley (CNL)	d		1935						2014						2035				
Tile Hill (THL)	d		1939						2018						2039				
Berkswell (BKW)	d		1942						2021						2042				
Hampton-in-Arden (HIA)	d		1947						2026						2047				
Birmingham International (BHI)	a		1950		1953				2029	2033		2036			2050		2053		
Birmingham International (BHI)	d		1950		1955	2006		2019	2029	2034		2038	2042		2050		2055	2106	
Marston Green (MGN)	d		1954						2033				2045		2054				
Lea Hall (LEH)	d						2026						2049						
Stechford (SCF)	d						2029						2052						
Adderley Park (ADD)	d												2055						
Birmingham New Street (BHM)	a		2005		2007	2020		2038		2044	2046		2049	2100		2106		2106	2120
Birmingham New Street (BHM)	d	2003		2007	2015	2025	2037		2040		2050	2053	2057		2101		2107	2115	2125
Smethwick Rolfe Street (SMR)	d			2013					2046								2112		
Smethwick Galton Bridge (SGB)	d			2015		2032			2048								2115		2133
Sandwell & Dudley (SAD)	d	2011		2018	2024				2050		2059			2109			2118	2124	
Dudley Port (DDP)	d			2021					2054								2122		
Tipton (TIP)	d			2024					2056								2124		
Coseley (CSY)	d			2027		2048			2100								2127		
Tame Bridge Parkway (TAB)	d										2112								
Wolverhampton (WVH)	a	2021		2033	2037	2043	2054		2105		2110	2127	2113		2119		2132	2137	2145






NOTES (see introductory pages for explanation of train operator codes and standard symbols)

- a Arrival time
- d Departure time
- u Stops to pick up only
- C To Manchester Piccadilly, see table 076
- D To Liverpool Lime Street, see table 076
- E To Crewe, see table 076
- H To Aberystwyth, see table 075
- J To Shrewsbury, see table 075
- K From Walsall, see table 069
- L To Chester, see table 075
- P From Reading to Manchester Piccadilly, see table 050
- Q To Rugeley Trent Valley, see table 069
- S From Bournemouth to Manchester Piccadilly, see table 050
- W To Glasgow Central, see table 065

Rugby to Coventry, Birmingham and Wolverhampton

Mondays to Fridays

Operator Train ID Days of operation/Notes 1st Class/Reservations/Bus Catering facilities	LM 1F61 D	LM 2I67	LM 2W62	LM 2C29	VT 9G44 X 1 1 1 X	VT 9G44 Y 1 1 1 X	XC 1M74 S 1 S	LM 2I75	LM 2J34 J	LM 1Y93	VT 9G45 1 1 1 X	LM 2W64 K	LM 2K74 E 1 1	VT 9G46 1 1 1 X	LM 2W66 K	LM 2I69	XC 1M78 Z 1 1	LM 1Y95
London Euston (EUS)  d					2019	2019				1953	2043			2103				2052
Watford Junction (WFJ) d					2033u	2033u												
Milton Keynes Central (MKC) d										2032	2113			2134				2129
Northampton (NMP) d										2056								2156
Rugby (RUG) d					2113	2113				2120				2157				2220
Coventry (COV) d				2112	2123	2123	2127			2131	2143			2206			2227	2230
Canley (CNL) d				2115						2135								2234
Tile Hill (THL) d				2119						2139								2238
Berkswell (BKW) d				2123						2142								2241
Hampton-in-Arden (HIA) d				2127						2146								2245
Birmingham International (BHI) a				2130	2134	2134	2136			2149	2153			2216			2236	2248
Birmingham International (BHI) d		2120		2130	2135	2135	2138	2141		2150	2155			2217		2222	2238	2249
Marston Green (MGN) d		2123		2134				2144		2153						2225		2252
Lea Hall (LEH) d		2127						2148								2229		2256
Stechford (SCF) d		2130						2151								2232		2259
Adderley Park (ADD) d								2154										
Birmingham New Street (BHM)  a		2138		2142	2147	2147	2150	2159		2204	2205			2229		2241	2248	2309
Birmingham New Street (BHM)  d	2136		2141		2150		2157		2203		2208	2214	2222	2233	2240			
Smethwick Rolfe Street (SMR) d			2146									2220			2246			
Smethwick Galton Bridge (SGB)  d			2149									2223	2229		2248			
Sandwell & Dudley (SAD) d			2152		2200							2217	2226	2232	2242	2251		
Dudley Port (DDP) d			2156									2230			2255			
Tipton (TIP) d			2158									2232			2257			
Coseley (CSY) d	2147		2201									2235	2239		2301			
Tame Bridge Parkway (TAB) d																		
Wolverhampton (WVH)  a	2153		2206		2210		2213		2224		2228	2240	2244	2253	2307			






Operator Train ID Days of operation/Notes 1st Class/Reservations/Bus Catering facilities	LM 1K63 E	LM 2J35 J	VT 9G47 1 1 1 X	AW 1J36 J 1	LM 1Y97	LM 2W72 A 1	LM 1Y99	VT 9G48 1 1 1 X	VT 9G49 FX 1 1 1 X	VT 9G49 FO 1 1 1 X
London Euston (EUS)  d		2139			2114		2153	2230	2330	2330
Watford Junction (WFJ) d			2154u				2245u			
Milton Keynes Central (MKC) d			2213		2159		2233	2330	0028	0028
Northampton (NMP) d					2218		2257			
Rugby (RUG) d					2242		2319	0003	0101	0107
Coventry (COV) d			2245		2253		2330	0012	0113	0117
Canley (CNL) d					2256		2333			
Tile Hill (THL) d					2300		2337			
Berkswell (BKW) d					2304		2341			
Hampton-in-Arden (HIA) d					2308		2345			
Birmingham International (BHI) a			2256		2311		2348	0022	0123	0127
Birmingham International (BHI) d			2258	2304	2312		2348	0022	0123	0127
Marston Green (MGN) d					2315		2352			
Lea Hall (LEH) d					2319		2355			
Stechford (SCF) d					2322		2358			
Adderley Park (ADD) d					2325					
Birmingham New Street (BHM)  a			2309	2318	2332		0007	0034	0134	0139
Birmingham New Street (BHM)  d	2309	2315	2318	2334		2356		0037	0137	0142
Smethwick Rolfe Street (SMR) d	2314					0001				
Smethwick Galton Bridge (SGB)  d	2317					0004				
Sandwell & Dudley (SAD) d	2320	2325	2332			0007				
Dudley Port (DDP) d	2324					0011				
Tipton (TIP) d	2326					0013				
Coseley (CSY) d	2329					0016				
Tame Bridge Parkway (TAB) d										
Wolverhampton (WVH)  a	2335	2339	2344	0003		0021		0103	0204	0208






NOTES (see introductory pages for explanation of train operator codes and standard symbols)

- a Arrival time
- d Departure time
- u Stops to pick up only
- A From Rugeley Trent Valley, see table 069
- D To Liverpool Lime Street, see table 076
- E To Crewe, see table 076
- J To Shrewsbury, see table 075
- K From Walsall, see table 069
- S From Bournemouth to Manchester Piccadilly, see table 050
- X Runs from 12 September
- Y Runs until 9 September
- Z From Bournemouth, see table 050
- FO Fridays only
- FX Not Fridays

Rugby to Coventry, Birmingham and Wolverhampton

Saturdays

Operator Train ID Days of operation/Notes 1st Class/Reservations/Bus Catering facilities	LM 2W72 A	VT 9G48 A	VT 9G49 A	VT 1D80 B	XC 1H09 C	LM 1F30 D	LM 2K38 E	VT 1S36 F	AW 1J03 G	LM 2I37 G	LM 2W02 H	LM 2C00 H	LM 2Y32 J	XC 1H14 C	LM 2J04 K	LM 2I03 K	LM 1F32 D	LM 2W04 D	
London Euston (EUS)  d																			
Watford Junction (WFJ) d																			
Milton Keynes Central (MKC) d			0028										0539						
Northampton (NMP) d													0556						
Rugby (RUG) d		0003	0107																
Coventry (COV) d		0012	0117										0618						
Canley (CNL) d													0614						
Tile Hill (THL) d													0618	0635					
Berkswell (BKW) d													0622						
Hampton-in-Arden (HIA) d													0626						
Birmingham International (BHI) a		0022	0127										0629	0640					
Birmingham International (BHI) d		0022	0127							0615		0629	0642				0645		
Marston Green (MGN) d										0618		0633					0648		
Lea Hall (LEH) d										0622		0636					0652		
Stechford (SCF) d										0625		0639					0655		
Adderley Park (ADD) d												0643							
Birmingham New Street (BHM)  a		0034	0139							0634		0649	0653				0701		
Birmingham New Street (BHM)  d		0037	0142	0530	0557	0604	0607	0615	0624		0640			0657	0700			0704	0707
Smethwick Rolfe Street (SMR) d	0001						0612				0646								0712
Smethwick Galton Bridge (SGB)  d	0004						0615		0631		0648							0710	0715
Sandwell & Dudley (SAD) d	0007						0618	0624			0650				0708				0718
Dudley Port (DDP) d	0011						0622				0654								0722
Tipton (TIP) d	0013						0624				0656								0724
Coseley (CSY) d	0016						0627				0700								0727
Tame Bridge Parkway (TAB) d																			
Wolverhampton (WVH)  a	0021	0103	0208	0547	0613	0620	0632	0637	0644		0705			0713	0718			0723	0732






Operator Train ID Days of operation/Notes 1st Class/Reservations/Bus Catering facilities	LM 2Y03 A	VT 1P91 L	AW 1D11 B	XC 1H17 C	LM 2I39 C	LM 2W06 C	LM 2Y05 C	VT 9G02 F	LM 2K42 E	XC 1M18 M	LM 2J06 K	LM 1F34 D	LM 2I05 D	LM 2W08 H	VT 1S44 F	AW 1J07 N	LM 2Y35 N	LM 2I41 N	
London Euston (EUS)  d								0623											
Watford Junction (WFJ) d								0637	u										
Milton Keynes Central (MKC) d																			
Northampton (NMP) d	0604						0641												0714
Rugby (RUG) d	0626						0701												0737
Coventry (COV) d	0637						0710	0722		0727									0750
Canley (CNL) d	0640						0714												0753
Tile Hill (THL) d	0644						0718												0757
Berkswell (BKW) d	0648						0721												0801
Hampton-in-Arden (HIA) d	0652						0725												0805
Birmingham International (BHI) a	0655						0728	0733		0736									0808
Birmingham International (BHI) d	0656		0708		0717		0729	0733		0738			0744				0806	0809	0817
Marston Green (MGN) d	0659				0720		0732						0747				0812		0820
Lea Hall (LEH) d					0724								0751						0824
Stechford (SCF) d					0727								0754						0827
Adderley Park (ADD) d													0757						
Birmingham New Street (BHM)  a	0709		0721		0736		0742	0745		0748							0819	0823	0836
Birmingham New Street (BHM)  d		0721	0724	0731		0741			0752	0757	0801	0804		0807	0815	0825			
Smethwick Rolfe Street (SMR) d						0746								0813					
Smethwick Galton Bridge (SGB)  d			0731			0749						0811		0815		0832			
Sandwell & Dudley (SAD) d						0752				0809				0818	0824				
Dudley Port (DDP) d						0756								0822					
Tipton (TIP) d						0758								0824					
Coseley (CSY) d						0801								0827					
Tame Bridge Parkway (TAB) d									0807										
Wolverhampton (WVH)  a		0739	0743	0749		0808			0828	0813	0819	0824		0832	0837	0846			






NOTES (see introductory pages for explanation of train operator codes and standard symbols)

- a Arrival time
- d Departure time
- u Stops to pick up only
- A From Rugeley Trent Valley, see table 069
- B To Holyhead, see table 075
- C To Manchester Piccadilly, see table 076
- D To Liverpool Lime Street, see table 076
- E To Crewe, see table 076
- F To Edinburgh, see table 065
- G To Aberystwyth, see table 075
- H From Walsall, see table 069
- J From Bletchley, see table 067
- K To Shrewsbury, see table 075
- L To Blackpool North, see table 065
- M From Reading to Manchester Piccadilly, see table 050
- N To Aberystwyth/Pwllheli, see table 075

Rugby to Coventry, Birmingham and Wolverhampton

Saturdays

Operator Train ID Days of operation/Notes 1st Class/Reservations/Bus Catering facilities	LM 2W10	LM 2Y47	VT 9G05	LM 2K44 E	XC 1M22 P ◇	LM 2J08 K	LM 2I07	LM 1F36 D	LM 2W12 H	VT 9P47 Q ◇	AW 1D12 B ⌘	LM 2Y37	LM 2I43	LM 2W14	LM 2Y49	VT 9G98	LM 2K46 E	XC 1M26 M ◇
London Euston (EUS)  d		0624	0712							0743						0823		
Watford Junction (WFJ) d		0639	0726u													0837u		
Milton Keynes Central (MKC) d		0720								0813								
Northampton (NMP) d		0737										0814			0837			
Rugby (RUG) d		0800	0812									0837			0859			
Coventry (COV) d		0811	0822		0827					0842		0850			0910	0922		0927
Canley (CNL) d		0814										0853			0913			
Tile Hill (THL) d		0818										0857			0917			
Berkswell (BKW) d		0822										0901			0921			
Hampton-in-Arden (HIA) d		0826										0905			0925			
Birmingham International (BHI) a		0829	0833		0836					0853		0908			0928	0933		0936
Birmingham International (BHI) d		0829	0833		0838		0841			0855	0906	0909	0919		0928	0933		0938
Marston Green (MGN) d		0833					0844					0912			0932			
Lea Hall (LEH) d							0848						0924					
Stechford (SCF) d							0851						0927					
Adderley Park (ADD) d							0854											
Birmingham New Street (BHM)  a		0842	0846		0849		0902			0907	0919	0923	0936		0944	0945		0948
Birmingham New Street (BHM)  d	0840			0852	0857	0900		0904	0907	0915	0925			0940			0952	0957
Smethwick Rolfe Street (SMR) d	0846								0913					0946				
Smethwick Galton Bridge (SGB)  d	0848							0910	0915		0932			0948				
Sandwell & Dudley (SAD) d	0851					0908			0917	0924				0951				
Dudley Port (DDP) d	0855								0921					0955				
Tipton (TIP) d	0857								0923					0957				
Coseley (CSY) d	0900								0926					1000				
Tame Bridge Parkway (TAB) d				0907														1007
Wolverhampton (WVH)  a	0907			0926	0913	0918		0921	0931	0937	0944			1007				1026
																		1013

Operator Train ID Days of operation/Notes 1st Class/Reservations/Bus Catering facilities	LM 2J10 K	LM 2I09	LM 1F38 D	LM 1W03	LM 2W16 H	VT 9S54 F ◇	AW 1J11 N ⌘	VT 9G10	LM 2I45	LM 2W18	LM 2Y51	LM 2K48 E	XC 1M30 R ◇	LM 2J12 K	LM 2I11	LM 1F40 D	LM 1W05	LM 2W20 H
London Euston (EUS)  d				0749		0843		0859										0849
Watford Junction (WFJ) d				0804				0914u										0904
Milton Keynes Central (MKC) d				0826		0913												0931
Northampton (NMP) d				0856							0937							0956
Rugby (RUG) d				0920				0951			0959							1020
Coventry (COV) d				0931	0943			1002			1010		1027					1031
Canley (CNL) d				0935							1013							1035
Tile Hill (THL) d				0939							1017							1039
Berkswell (BKW) d				0942							1021							1042
Hampton-in-Arden (HIA) d				0946							1025							1046
Birmingham International (BHI) a				0949		0953		1013			1028		1036					1049
Birmingham International (BHI) d		0941		0950		0955	1006	1013	1019		1028		1038		1041			1050
Marston Green (MGN) d		0944		0954							1032				1044			1054
Lea Hall (LEH) d		0948							1024						1048			
Stechford (SCF) d		0951							1027						1051			
Adderley Park (ADD) d		0954													1054			
Birmingham New Street (BHM)  a		1002		1006		1007	1019	1024	1036		1044		1048		1102			1106
Birmingham New Street (BHM)  d	1000		1004		1007	1015	1025		1040		1052	1057	1100		1104			1107
Smethwick Rolfe Street (SMR) d					1013				1046									1113
Smethwick Galton Bridge (SGB)  d			1010		1015		1032		1048						1110			1115
Sandwell & Dudley (SAD) d	1008				1017	1024			1051				1108					1117
Dudley Port (DDP) d					1021				1055									1121
Tipton (TIP) d					1023				1057									1123
Coseley (CSY) d					1026				1100									1126
Tame Bridge Parkway (TAB) d											1107							
Wolverhampton (WVH)  a	1018		1021		1032	1037	1045		1107		1126	1113	1118		1121			1131

NOTES (see introductory pages for explanation of train operator codes and standard symbols)

- a Arrival time
- d Departure time
- u Stops to pick up only
- B To Holyhead, see table 075
- D To Liverpool Lime Street, see table 076
- E To Crewe, see table 076
- F To Edinburgh, see table 065
- H From Walsall, see table 069
- K To Shrewsbury, see table 075
- M From Reading to Manchester Piccadilly, see table 050
- N To Aberystwyth/Pwllheli, see table 075
- P From Southampton Central to Manchester Piccadilly, see table 050
- Q To Preston, see table 065
- R From Bournemouth to Manchester Piccadilly, see table 050

Rugby to Coventry, Birmingham and Wolverhampton

Saturdays

Operator Train ID Days of operation/Notes 1st Class/Reservations/Bus Catering facilities	VT 9P55 Q	AW 1D13 B	VT 9G13	LM 2I47	LM 2W22	LM 2Y53	LM 2K50 E	XC 1M34 M	LM 2J14 K	LM 2I13	LM 1F42 D	LM 1W07	LM 2W24 H	VT 9S60 F	AW 1J15 N	VT 9G16	LM 2I49	LM 2W26
London Euston (EUS)	d	0943		0959									0949		1043		1059	
Watford Junction (WFJ)	d			1014u									1004				1114u	
Milton Keynes Central (MKC)	d	1013											1032		1113			
Northampton (NMP)	d					1037							1056					
Rugby (RUG)	d			1051		1059							1120				1151	
Coventry (COV)	d	1043		1102		1110		1127					1131		1143		1202	
Canley (CNL)	d					1113							1135					
Tile Hill (THL)	d					1117							1139					
Berkswell (BKW)	d					1121							1142					
Hampton-in-Arden (HIA)	d					1125							1146					
Birmingham International (BHI)	a	1053		1113		1128		1136					1149		1153		1213	
Birmingham International (BHI)	d	1055	1106	1113	1119	1128		1138		1141		1150		1155	1206	1213	1219	
Marston Green (MGN)	d					1132				1144		1154						
Lea Hall (LEH)	d				1124					1148							1224	
Stechford (SCF)	d				1127					1151							1227	
Adderley Park (ADD)	d									1154								
Birmingham New Street (BHM)	a	1107	1119	1123	1136		1144		1148			1206		1207	1220	1224	1236	
Birmingham New Street (BHM)	d	1115	1125			1141		1152	1157	1200			1204	1207	1215	1225		1240
Smethwick Rolfe Street (SMR)	d					1147								1213				1246
Smethwick Galton Bridge (SGB)	d		1132			1149							1210	1215		1232		1248
Sandwell & Dudley (SAD)	d	1124				1152				1208				1217	1224			1251
Dudley Port (DDP)	d					1156								1221				1255
Tipton (TIP)	d					1158								1223				1257
Coseley (CSY)	d					1201								1226				1300
Tame Bridge Parkway (TAB)	d							1207										
Wolverhampton (WVH)	a	1137	1144			1208		1226	1213	1218		1221		1231	1237	1244		1307

Operator Train ID Days of operation/Notes 1st Class/Reservations/Bus Catering facilities	LM 2Y55	LM 2K52 E	XC 1M38 R	LM 2J16 K	LM 2I15	LM 1F44 D	LM 1W09	LM 2W28 H	VT 9P65 Q	AW 1D14 B	VT 9G19	LM 2I51	LM 2W30	LM 2Y57	LM 2K54 E	XC 1M42 M	LM 2J18 K	LM 2I17
London Euston (EUS)	d						1049		1143		1159							
Watford Junction (WFJ)	d						1104				1214u							
Milton Keynes Central (MKC)	d						1132		1213									
Northampton (NMP)	d	1137					1156								1237			
Rugby (RUG)	d	1159					1220				1251			1259				
Coventry (COV)	d	1210		1227			1231		1243		1302			1310		1327		
Canley (CNL)	d	1213					1235							1313				
Tile Hill (THL)	d	1217					1239							1317				
Berkswell (BKW)	d	1221					1242							1321				
Hampton-in-Arden (HIA)	d	1225					1246							1325				
Birmingham International (BHI)	a	1228		1236			1249		1253		1313			1328		1336		
Birmingham International (BHI)	d	1228		1238		1241		1250	1306	1313	1319			1329		1338		1341
Marston Green (MGN)	d	1232				1244		1254						1332				1344
Lea Hall (LEH)	d					1248						1324						1348
Stechford (SCF)	d					1251						1327						1351
Adderley Park (ADD)	d					1254												1354
Birmingham New Street (BHM)	a	1244		1248		1302		1306		1307	1319	1323	1336		1344		1348	1402
Birmingham New Street (BHM)	d		1252	1257	1300		1304		1307	1315	1325		1340		1352	1357	1400	
Smethwick Rolfe Street (SMR)	d								1313				1346					
Smethwick Galton Bridge (SGB)	d					1310			1315		1332		1348					
Sandwell & Dudley (SAD)	d				1308				1317	1324			1351				1408	
Dudley Port (DDP)	d								1321				1355					
Tipton (TIP)	d								1323				1357					
Coseley (CSY)	d								1326				1400					
Tame Bridge Parkway (TAB)	d		1307													1407		
Wolverhampton (WVH)	a		1326	1313	1318		1321		1331	1337	1344		1407		1426	1413	1418	

NOTES (see introductory pages for explanation of train operator codes and standard symbols)

- a Arrival time
- d Departure time
- u Stops to pick up only
- B To Holyhead, see table 075
- D To Liverpool Lime Street, see table 076
- E To Crewe, see table 076
- F To Edinburgh, see table 065
- H From Walsall, see table 069
- K To Shrewsbury, see table 075
- M From Reading to Manchester Piccadilly, see table 050
- N To Aberystwyth/Pwllheli, see table 075
- Q To Preston, see table 065
- R From Bournemouth to Manchester Piccadilly, see table 050

Rugby to Coventry, Birmingham and Wolverhampton

Saturdays

Operator Train ID Days of operation/Notes 1st Class/Reservations/Bus Catering facilities	LM 1F46 D	LM 1W11	LM 2W32 H	VT 9S70 F	AW 1J19 N	VT 9G22	LM 2I53	LM 2W34	LM 2Y59	LM 2K56 E	XC 1M46 R	LM 2J20 K	LM 2I19	LM 1F48 D	LM 1W13	LM 2W36 H	VT 9C77 S	AW 1D15 B
London Euston (EUS)	d	1149		1243		1259											1249	1343
Watford Junction (WFJ)	d	1204				1314u											1304	
Milton Keynes Central (MKC)	d	1233		1313													1333	1413
Northampton (NMP)	d	1256						1337									1356	
Rugby (RUG)	d	1320				1351			1359								1420	
Coventry (COV)	d	1331		1343		1402			1410		1427						1431	1443
Canley (CNL)	d	1335							1413								1435	
Tile Hill (THL)	d	1339							1417								1439	
Berkswell (BKW)	d	1342							1421								1442	
Hampton-in-Arden (HIA)	d	1346							1425								1446	
Birmingham International (BHI)	a	1349		1353		1413			1428		1436						1449	1453
Birmingham International (BHI)	d	1350		1355	1406	1413	1419		1428		1438		1441				1450	1455
Marston Green (MGN)	d	1354							1432				1444				1454	1506
Lea Hall (LEH)	d						1424						1448					
Stechford (SCF)	d						1427						1451					
Adderley Park (ADD)	d												1454					
Birmingham New Street (BHM)	a	1406		1407	1420	1424	1436		1444		1448		1502				1506	1519
Birmingham New Street (BHM)	d	1404		1407	1415	1425		1440		1452	1457	1500		1504			1507	1515
Smethwick Rolfe Street (SMR)	d			1413				1446									1513	
Smethwick Galton Bridge (SGB)	d	1410		1415		1432		1448						1510			1515	1531
Sandwell & Dudley (SAD)	d			1417	1424			1451				1508					1517	1524
Dudley Port (DDP)	d			1421				1455									1521	
Tipton (TIP)	d			1423				1457									1523	
Coseley (CSY)	d			1426				1500									1526	
Tame Bridge Parkway (TAB)	d									1507								
Wolverhampton (WVH)	a	1421		1431	1437	1444		1507		1526	1513	1518		1521			1531	1543






Operator Train ID Days of operation/Notes 1st Class/Reservations/Bus Catering facilities	VT 9G25	XC 1M49 T	LM 2I55	LM 2W38	LM 2Y61	LM 2K58 E	XC 1M50 M	LM 2J22 K	LM 2I21	LM 1F50 D	LM 1W15	LM 2W40 H	VT 9S80 F	AW 1J23 N	VT 9G28	LM 2I57	LM 2W42	LM 2Y63
London Euston (EUS)	d	1359									1349		1443					
Watford Junction (WFJ)	d	1414u									1404				1459			
Milton Keynes Central (MKC)	d										1433		1513					
Northampton (NMP)	d				1437						1456							1537
Rugby (RUG)	d	1451			1459						1520				1551			1600
Coventry (COV)	d	1502			1510		1527				1531		1543		1602			1611
Canley (CNL)	d				1513						1535							1614
Tile Hill (THL)	d				1517						1539							1618
Berkswell (BKW)	d				1521						1542							1622
Hampton-in-Arden (HIA)	d				1525						1546							1626
Birmingham International (BHI)	a	1513			1528		1536				1549		1553		1613			1629
Birmingham International (BHI)	d	1513		1519	1528		1538		1541		1550		1555	1606	1613	1619		1629
Marston Green (MGN)	d				1532				1544		1554							1633
Lea Hall (LEH)	d			1524					1548									1624
Stechford (SCF)	d			1527					1551									1627
Adderley Park (ADD)	d								1554									
Birmingham New Street (BHM)	a	1523		1536		1544	1548		1601		1605		1607	1619	1623	1636		1644
Birmingham New Street (BHM)	d		1531		1540		1552	1557	1600		1604		1607	1615	1625			1640
Smethwick Rolfe Street (SMR)	d				1546								1613					1646
Smethwick Galton Bridge (SGB)	d				1548					1610			1615		1632			1648
Sandwell & Dudley (SAD)	d				1551				1608				1617	1625				1651
Dudley Port (DDP)	d				1555								1621					1655
Tipton (TIP)	d				1557								1623					1657
Coseley (CSY)	d				1600								1626					1700
Tame Bridge Parkway (TAB)	d					1607												
Wolverhampton (WVH)	a		1547		1607		1613	1618		1621		1631	1637	1644				1707






NOTES (see introductory pages for explanation of train operator codes and standard symbols)

- a Arrival time
- d Departure time
- u Stops to pick up only
- B To Holyhead, see table 075
- D To Liverpool Lime Street, see table 076
- E To Crewe, see table 076
- F To Edinburgh, see table 065
- H From Walsall, see table 069
- K To Shrewsbury, see table 075
- M From Reading to Manchester Piccadilly, see table 050
- N To Aberystwyth/Pwllheli, see table 075
- R From Bournemouth to Manchester Piccadilly, see table 050
- S To Lancaster, see table 065
- T From Bristol Temple Meads to Manchester Piccadilly, see table 050

Rugby to Coventry, Birmingham and Wolverhampton

Saturdays

Operator Train ID Days of operation/Notes 1st Class/Reservations/Bus Catering facilities	LM 2K60 E	XC 1M54 R	LM 2J24 K	LM 2I23	LM 1F52 D	LM 1W17	LM 2W44 H	VT 9S85 U	AW 1D16 B	VT 9G31	XC 1M93 T	LM 2I59	LM 2W46	LM 2Y65	LM 2K62 E	XC 1M58 M	LM 2J26 K	LM 2I25
	□	□◇ ⌘	□	□	□	□	□	□ □ ⊗	□	□ □ ⊗	□◇ ⌘	□	□	□	□	□◇ ⌘	□	□
London Euston (EUS)  d						1449		1543		1559								
Watford Junction (WFJ) d						1504				1614u								
Milton Keynes Central (MKC) d						1533		1613										
Northampton (NMP) d						1556							1637					
Rugby (RUG) d						1620				1651				1659				
Coventry (COV) d		1627				1631		1643		1702				1710		1727		
Canley (CNL) d						1635								1713				
Tile Hill (THL) d						1639								1717				
Berkswell (BKW) d						1642								1721				
Hampton-in-Arden (HIA) d						1646								1725				
Birmingham International (BHI) a		1636				1649		1653		1713				1728		1736		
Birmingham International (BHI) d		1638		1641		1650		1655	1706	1713		1719		1728		1738		1741
Marston Green (MGN) d				1644		1654								1732				1744
Lea Hall (LEH) d				1648								1724						1748
Stechford (SCF) d				1651								1727						1751
Adderley Park (ADD) d				1654														1754
Birmingham New Street (BHM)  a		1649		1702		1706		1707	1719	1723		1734		1744		1748		1802
Birmingham New Street (BHM)  d	1652	1657	1700		1704		1707	1715	1725		1731		1740		1752	1757	1800	
Smethwick Rolfe Street (SMR) d							1713						1746					
Smethwick Galton Bridge (SGB)  d					1710		1715		1732				1748					
Sandwell & Dudley (SAD) d			1708				1717	1724					1751				1808	
Dudley Port (DDP) d							1721						1755					
Tipton (TIP) d							1723						1757					
Coseley (CSY) d							1726						1800					
Tame Bridge Parkway (TAB) d	1707															1807		
Wolverhampton (WVH)  a	1726	1713	1718		1721		1731	1737	1743		1747		1807		1826	1813	1818	

Operator Train ID Days of operation/Notes 1st Class/Reservations/Bus Catering facilities	LM 1F54 D	LM 1W19	LM 2W48 H	VT 9P93 Q	AW 1J27 G	VT 9G34	LM 2I61	LM 2W50	LM 2Y67	LM 2K64 E	XC 1M62 R	LM 2J28 K	LM 2I27	LM 1W21	LM 2W52 H	VT 9P95 Q	AW 1D17 V	LM 1F57 D
	□	□	□	□ □ ⊗	□	□ □ ⊗	□	□	□	□	□◇ ⌘	□	□	□	□	□ □ ⊗	□	□
London Euston (EUS)  d		1549		1643		1659								1649		1743		
Watford Junction (WFJ) d		1604				1714u								1704				
Milton Keynes Central (MKC) d		1632		1713										1732		1813		
Northampton (NMP) d		1656						1737						1756				
Rugby (RUG) d		1720				1751		1759						1820				
Coventry (COV) d		1731		1743		1802		1810		1827				1831		1843		
Canley (CNL) d		1735						1813						1835				
Tile Hill (THL) d		1739						1817						1839				
Berkswell (BKW) d		1742						1821						1842				
Hampton-in-Arden (HIA) d		1746						1825						1846				
Birmingham International (BHI) a		1749		1753		1813		1828		1836				1849		1853		
Birmingham International (BHI) d		1750		1755	1806	1813	1819	1828		1838		1841	1850	1854		1855	1906	
Marston Green (MGN) d		1754						1832					1844	1854				
Lea Hall (LEH) d							1824						1848					
Stechford (SCF) d							1827						1851					
Adderley Park (ADD) d													1854					
Birmingham New Street (BHM)  a		1806		1807	1819	1823	1834		1844		1848		1902	1906		1907	1919	
Birmingham New Street (BHM)  d	1804		1807	1815	1825		1840		1853	1857	1900					1907	1915	1925
Smethwick Rolfe Street (SMR) d			1813				1846									1913		
Smethwick Galton Bridge (SGB)  d	1810		1815		1832		1848									1915		1932
Sandwell & Dudley (SAD) d			1817	1824			1851				1908					1917	1924	
Dudley Port (DDP) d			1821				1855									1921		
Tipton (TIP) d			1823				1857									1923		
Coseley (CSY) d			1826				1900									1926		1950
Tame Bridge Parkway (TAB) d									1907									
Wolverhampton (WVH)  a	1821		1831	1837	1844		1907		1926	1913	1918				1931	1937	1943	1956

NOTES (see introductory pages for explanation of train operator codes and standard symbols)

- a Arrival time
- d Departure time
- u Stops to pick up only
- B To Holyhead, see table 075
- D To Liverpool Lime Street, see table 076
- E To Crewe, see table 076
- G To Aberystwyth, see table 075
- H From Walsall, see table 069
- K To Shrewsbury, see table 075
- M From Reading to Manchester Piccadilly, see table 050
- Q To Preston, see table 065
- R From Bournemouth to Manchester Piccadilly, see table 050
- T From Bristol Temple Meads to Manchester Piccadilly, see table 050
- U To Glasgow Central, see table 065
- V To Chester, see table 075

Rugby to Coventry, Birmingham and Wolverhampton

Saturdays

Operator Train ID Days of operation/Notes 1st Class/Reservations/Bus Catering facilities	VT 9G37	LM 2I63	LM 2W54	LM 2Y69	VT 1Z38	LM 2K66 E	XC 1M66 M	LM 2J30 K	LM 2I29	LM 1W23	LM 2W56 H	VT 9K94 E	AW 1J31 G	LM 1F59 D	LM 2W58	VT 9G40	LM 2I65	LM 2Y71
London Euston (EUS)	d	1803			1823					1749		1840				1903		
Watford Junction (WFJ)	d				1837u					1804								
Milton Keynes Central (MKC)	d									1825		1910						
Northampton (NMP)	d			1837						1856								1937
Rugby (RUG)	d	1851			1859					1920						1951		1959
Coventry (COV)	d	1902			1910	1923		1927		1931		1944				2002		2010
Canley (CNL)	d				1913					1935								2013
Tile Hill (THL)	d				1917					1939								2017
Berkswell (BKW)	d				1921					1942								2021
Hampton-in-Arden (HIA)	d				1925					1946								2025
Birmingham International (BHI)	a	1913			1928	1933		1936		1949		1954				2013		2028
Birmingham International (BHI)	d	1913	1919		1928	1933		1938		1941	1950	1955	2006			2014	2019	2028
Marston Green (MGN)	d				1932					1944	1954							2032
Lea Hall (LEH)	d		1924							1948								2024
Stechford (SCF)	d		1927							1951								2027
Adderley Park (ADD)	d									1954								
Birmingham New Street (BHM)	a	1925	1934		1944	1945		1948		2002	2006		2007	2020		2025	2036	2044
Birmingham New Street (BHM)	d	1940		1943		1950	1953	1957	2000			2007	2015	2025	2037	2040	2043	
Smethwick Rolfe Street (SMR)	d			1950								2013				2046		
Smethwick Galton Bridge (SGB)	d			1951								2015		2032		2048		
Sandwell & Dudley (SAD)	d	1949		1954		1959			2008			2017	2024			2051	2056	
Dudley Port (DDP)	d			1957								2021				2055		
Tipton (TIP)	d			1959								2023				2057		
Coseley (CSY)	d			2002								2026			2048	2100		
Tame Bridge Parkway (TAB)	d					2007												
Wolverhampton (WVH)	a	2000		2009		2011	2026	2013	2018			2031	2036	2044	2054	2107	2109	






Operator Train ID Days of operation/Notes 1st Class/Reservations/Bus Catering facilities	VT 9G41	XC 1M70 R	LM 2J32 K	LM 2I31	LM 2W60 H	LM 1Y99	VT 9G42	LM 2K99 E	AW 1H98 C	LM 2I67	LM 1K52 E	LM 2W62	LM 2Y13	XC 1M74 M	LM 2I62	LM 2J34 K	LM 2Y73	LM 2W61 H
London Euston (EUS)	d	1923					1913	1943					1920					1933
Watford Junction (WFJ)	d	1937u											1936					1954
Milton Keynes Central (MKC)	d						1947	2021					2012					2037
Northampton (NMP)	d						2005						2035					2057
Rugby (RUG)	d						2027						2058					2119
Coventry (COV)	d	2023	2027				2038	2050					2109	2127				2130
Canley (CNL)	d						2041						2113					2134
Tile Hill (THL)	d						2045						2117					2138
Berkswell (BKW)	d						2049						2120					2141
Hampton-in-Arden (HIA)	d						2053						2124					2147
Birmingham International (BHI)	a	2033	2036				2056	2101					2127	2136				2147
Birmingham International (BHI)	d	2033	2038		2041		2057	2101		2106	2117		2128	2139	2142			2147
Marston Green (MGN)	d				2044		2100				2120		2131					2151
Lea Hall (LEH)	d				2048						2124		2135		2147			2155
Stechford (SCF)	d				2051						2127		2138					2159
Adderley Park (ADD)	d				2054								2141					2159
Birmingham New Street (BHM)	a	2045	2048		2102		2111	2113		2119	2135		2146	2149	2154			2206
Birmingham New Street (BHM)	d	2050	2057	2101		2107		2118	2122	2125		2137	2140			2203		2207
Smethwick Rolfe Street (SMR)	d					2112							2145					2213
Smethwick Galton Bridge (SGB)	d					2115			2132				2148					2215
Sandwell & Dudley (SAD)	d	2101		2109		2117							2151			2211		2218
Dudley Port (DDP)	d					2121							2155					2222
Tipton (TIP)	d					2123							2157					2224
Coseley (CSY)	d					2126			2134				2148	2200				2227
Tame Bridge Parkway (TAB)	d																	
Wolverhampton (WVH)	a	2112	2115	2124		2131		2135	2140	2145		2154	2208		2213		2221	2232

NOTES (see introductory pages for explanation of train operator codes and standard symbols)

- a Arrival time
- d Departure time
- u Stops to pick up only
- C To Manchester Piccadilly, see table 076
- D To Liverpool Lime Street, see table 076
- E To Crewe, see table 076
- G To Aberystwyth, see table 075
- H From Walsall, see table 069
- K To Shrewsbury, see table 075
- M From Reading to Manchester Piccadilly, see table 050
- R From Bournemouth to Manchester Piccadilly, see table 050
- W Runs from 17 September

Rugby to Coventry, Birmingham and Wolverhampton

Saturdays






Operator Train ID Days of operation/Notes 1st Class/Reservations/Bus Catering facilities	VT 9G44	LM 2Y75	AW 1J80 E	LM 2I69	LM 1K54 E	LM 2W65	LM 2Y17	VT 9G46	XC 1M78 X ◇	LM 2J68 K	LM 2W67 A	LM 2Y77	VT 9G47	AW 1J36 K	LM 2W66	LM 2Y79	LM 2Y81
	1 1	1		1	1		1	1 1	1 ◇			1	1 1			1	1
	⊗							⊗					⊗				
London Euston (EUS)  d	2025	1947						2103				2039	2142			2109	2131
Watford Junction (WFJ) d	2040u	2005					2119u					2055	2158u			2128	
Milton Keynes Central (MKC) d		2049					2151					2140	2230			2213	2225
Northampton (NMP) d		2118					2129					2204				2241	2254
Rugby (RUG) d		2140					2154	2214				2227	2254			2303	2315
Coventry (COV) d	2140	2150					2208	2225	2228			2238	2303			2315	2327
Canley (CNL) d							2211					2242					2330
Tile Hill (THL) d		2156					2215					2246				2320	2334
Berkswell (BKW) d							2219					2249					2338
Hampton-in-Arden (HIA) d		2202					2223					2253				2326	2342
Birmingham International (BHI) a	2151	2205					2226	2234	2237			2256	2313			2329	2345
Birmingham International (BHI) d	2152	2205		2217			2226	2236	2239			2257	2314			2330	2345
Marston Green (MGN) d		2209		2220			2230					2300				2333	2349
Lea Hall (LEH) d				2224								2304					2352
Stechford (SCF) d				2227			2234					2307					2355
Adderley Park (ADD) d												2310					2359
Birmingham New Street (BHM)  a	2207	2219		2236			2242	2246	2249			2317	2325			2344	0003
Birmingham New Street (BHM)  d	2215		2235		2238	2241		2249		2301	2309		2328	2335	2338		
Smethwick Rolfe Street (SMR) d						2246					2314					2344	
Smethwick Galton Bridge (SGB)  d						2249					2317					2347	
Sandwell & Dudley (SAD) d	2224					2252		2258			2320		2337			2349	
Dudley Port (DDP) d						2256					2324					2353	
Tipton (TIP) d						2258					2326					2355	
Coseley (CSY) d						2301					2329					2358	
Tame Bridge Parkway (TAB) d																	
Wolverhampton (WVH)  a	2237		2255		2258	2308		2310		2317	2334		2348	2355	0003		






NOTES (see introductory pages for explanation of train operator codes and standard symbols)

- a Arrival time
- d Departure time
- u Stops to pick up only
- A From Rugeley Trent Valley, see table 069
- E To Crewe, see table 076
- K To Shrewsbury, see table 075
- X From Bournemouth, see table 050

Rugby to Coventry, Birmingham and Wolverhampton

Sundays

Operator Train ID Days of operation/Notes 1st Class/Reservations/Bus Catering facilities	LM 1K38 A	LM 2J02 B	VT 1P92 C 1R X	XC 1H22 D 1D K	LM 2W12	LM 2C10	VT 1P35 C 1R X	LM 2J04 B	LM 2Y21	LM 1F37 E 1	LM 2K44 A 1	XC 1H26 D 1D K	AW 1J13 F 1	LM 2W16 G	LM 2C20	VT 1S50 H 1R X	LM 2J06 B	LM 1F39 E 1
London Euston (EUS)  d																		
Watford Junction (WFJ) d																		
Milton Keynes Central (MKC) d																		
Northampton (NMP) d																		
Rugby (RUG) d									0853									
Coventry (COV) d						0834			0904						0944			
Canley (CNL) d						0837			0907									
Tile Hill (THL) d						0841			0911						0949			
Berkswell (BKW) d						0845			0915									
Hampton-in-Arden (HIA) d						0849			0919									
Birmingham International (BHI) a						0852			0922						0956			
Birmingham International (BHI) d						0852			0922				0951		0957			
Marston Green (MGN) d						0856			0926						1000			
Lea Hall (LEH) d						0859			0929									
Stechford (SCF) d						0902			0932									
Adderley Park (ADD) d						0906			0936									
Birmingham New Street (BHM)  a						0912			0942				1002		1010			
Birmingham New Street (BHM)  d	0825	0828	0845	0901	0907		0920	0930		0942	0956	1001	1004	1007		1020	1026	1042
Smethwick Rolfe Street (SMR) d		0834			0913									1013				
Smethwick Galton Bridge (SGB)  d		0837			0915					0949			1011	1016			1032	1049
Sandwell & Dudley (SAD) d		0840			0917			0938						1018			1036	
Dudley Port (DDP) d	0834				0921									1022				
Tipton (TIP) d		0844			0923									1024				
Coseley (CSY) d	0838	0848			0927									1028				1055
Tame Bridge Parkway (TAB) d											1011							
Wolverhampton (WVH)  a	0845	0853	0903	0917	0932		0937	0948		1000	1027	1017	1022	1033		1037	1046	1101

Operator Train ID Days of operation/Notes 1st Class/Reservations/Bus Catering facilities	LM 2Y38	VT 9G02	LM 2K48 A	XC 1M30 J 1D K	AW 1D10 K 1	LM 2Y40	LM 2W20 G	VT 1P55 C 1R X	LM 2J08 B	LM 1F41 E 1	LM 1Y75	VT 9G04	LM 2K50 A	XC 1M34 L 1D K	LM 2J10 B	LM 2Y42	LM 2W24 G	VT 1S60 H 1R X
London Euston (EUS)  d	0752	0850				0824							0950					0924
Watford Junction (WFJ) d	0810	0907u				0843							1006u					0944
Milton Keynes Central (MKC) d	0851	0939				0926							1038					1027
Northampton (NMP) d	0926					0959							1035					1100
Rugby (RUG) d	0948	1014				1022							1054	1114				1122
Coventry (COV) d	1005	1024		1027		1033							1105	1124		1127		1134
Canley (CNL) d	1008					1037							1108					1137
Tile Hill (THL) d	1012					1041							1112					1141
Berkswell (BKW) d	1016					1044							1116					1145
Hampton-in-Arden (HIA) d	1020					1048							1120					1149
Birmingham International (BHI) a	1023	1034		1037		1051							1123	1133		1137		1152
Birmingham International (BHI) d	1023	1034		1038	1048	1052							1123	1134		1138		1152
Marston Green (MGN) d	1027					1055							1127					1156
Lea Hall (LEH) d	1030												1130					
Stechford (SCF) d	1033												1133					
Adderley Park (ADD) d	1037												1137					
Birmingham New Street (BHM)  a	1043	1045		1049	1101	1106							1143	1145		1149		1206
Birmingham New Street (BHM)  d		1049	1054	1101	1104		1107	1120	1126	1139			1149	1153	1157	1200		1207
Smethwick Rolfe Street (SMR) d							1112											1212
Smethwick Galton Bridge (SGB)  d					1111		1116			1146								1215
Sandwell & Dudley (SAD) d		1059					1118		1134				1158			1206		1218
Dudley Port (DDP) d							1122											1222
Tipton (TIP) d							1124											1224
Coseley (CSY) d							1128			1153								1227
Tame Bridge Parkway (TAB) d			1108										1207					
Wolverhampton (WVH)  a		1110	1129	1117	1125		1133	1137	1144	1159			1210	1226	1213	1220		1232

NOTES (see introductory pages for explanation of train operator codes and standard symbols)

- a Arrival time
- d Departure time
- u Stops to pick up only
- A To Crewe, see table 076
- B To Shrewsbury, see table 075
- C To Preston, see table 065
- D To Manchester Piccadilly, see table 076
- E To Liverpool Lime Street, see table 076
- F To Aberystwyth/Pwllheli, see table 075
- G From Walsall, see table 069
- H To Edinburgh, see table 065
- J From Reading to Manchester Piccadilly, see table 050
- K To Chester, see table 075
- L From Southampton Central to Manchester Piccadilly, see table 050

Rugby to Coventry, Birmingham and Wolverhampton

Sundays

Operator Train ID Days of operation/Notes 1st Class/Reservations/Bus Catering facilities	AW 1J15 F	LM 1F43 E	LM 2Y23 I	VT 9G06 I	LM 2K52 A	XC 1M38 M	LM 2J12 B	LM 2W28 G	VT 1P65 C	AW 1D11 K	LM 1W49 I	VT 9G08 I	LM 1F45 E	LM 2Y25 I	VT 9G12 I	LM 2K54 A	XC 1M42 J	LM 2J14 B
London Euston (EUS)				1049								1152			1212			
Watford Junction (WFJ)				1107u								1206u			1226u			
Milton Keynes Central (MKC)				1138								1233						
Northampton (NMP)			1133								1212			1235				
Rugby (RUG)			1155	1214							1235	1253		1258	1310			
Coventry (COV)			1206	1225		1227					1250	1304		1309	1321		1327	
Canley (CNL)			1209								1253							
Tile Hill (THL)			1213								1257			1314				
Berkswell (BKW)			1217								1301							
Hampton-in-Arden (HIA)			1221								1305							
Birmingham International (BHI)			1224	1234		1237					1308	1313		1321	1332		1336	
Birmingham International (BHI)	1206		1224	1235		1238				1306	1309	1313		1321	1332		1338	
Marston Green (MGN)			1228								1312			1325				
Lea Hall (LEH)			1231											1328				
Stechford (SCF)			1234											1331				
Adderley Park (ADD)			1238											1335				
Birmingham New Street (BHM)	1219		1244	1246		1249				1320	1323	1325		1341	1343		1348	
Birmingham New Street (BHM)	1223	1235			1252	1257	1300	1307	1319	1323			1335			1352	1357	1400
Smethwick Rolfe Street (SMR)								1312										
Smethwick Galton Bridge (SGB)	1231	1242					1307	1315		1331			1342					1406
Sandwell & Dudley (SAD)							1310	1318										1410
Dudley Port (DDP)								1322										
Tipton (TIP)								1324										
Coseley (CSY)		1248						1327					1348					
Tame Bridge Parkway (TAB)					1307													1407
Wolverhampton (WVH)	1242	1254			1326	1313	1320	1332	1337	1342			1354			1426	1413	1420

Operator Train ID Days of operation/Notes 1st Class/Reservations/Bus Catering facilities	LM 2W32 G	VT 9S70 H	AW 1J19 F	LM 1W51 I	LM 1F51 E	LM 1Y81 I	LM 2K56 A	XC 1M46 M	VT 9G18 I	LM 2J16 B	LM 2W36 G	VT 9P77 C	AW 1D13 K	LM 1W55 I	LM 1F53 E	LM 1Y83 I	LM 2K58 A	XC 1M50 J
London Euston (EUS)		1240		1208					1320			1340		1309				
Watford Junction (WFJ)				1223					1334u					1324				
Milton Keynes Central (MKC)		1313		1252								1413		1349				
Northampton (NMP)				1315		1334								1415		1435		
Rugby (RUG)				1337		1356			1417					1438		1457		
Coventry (COV)		1342		1350		1407		1427	1430			1441		1450		1507		1527
Canley (CNL)				1353										1453				
Tile Hill (THL)				1357		1412								1457		1513		
Berkswell (BKW)				1401										1501				
Hampton-in-Arden (HIA)				1405										1505				
Birmingham International (BHI)		1352		1408		1419		1436	1441			1452		1508		1520		1536
Birmingham International (BHI)		1353	1406	1409		1419		1438	1442			1452	1506	1509		1520		1538
Marston Green (MGN)				1412										1512		1524		
Lea Hall (LEH)						1426										1527		
Stechford (SCF)						1429										1530		
Adderley Park (ADD)						1433										1534		
Birmingham New Street (BHM)		1405	1420	1423		1439		1448	1452			1504	1520	1523		1540		1548
Birmingham New Street (BHM)	1407	1415	1423		1435		1452	1457		1500	1507	1515	1523		1535		1552	1557
Smethwick Rolfe Street (SMR)		1412									1512							
Smethwick Galton Bridge (SGB)	1415		1430		1442					1506	1515		1531		1542			
Sandwell & Dudley (SAD)		1418	1425							1509	1518	1523						
Dudley Port (DDP)		1422									1522							
Tipton (TIP)		1424									1524							
Coseley (CSY)		1427			1448						1527				1548			
Tame Bridge Parkway (TAB)							1507											1607
Wolverhampton (WVH)	1432	1437	1443		1454		1526	1513		1519	1532	1537	1543		1554		1628	1613

NOTES (see introductory pages for explanation of train operator codes and standard symbols)

- a Arrival time
- d Departure time
- u Stops to pick up only
- A To Crewe, see table 076
- B To Shrewsbury, see table 075
- C To Preston, see table 065
- E To Liverpool Lime Street, see table 076
- F To Aberystwyth/Pwllheli, see table 075
- G From Walsall, see table 069
- H To Edinburgh, see table 065
- J From Reading to Manchester Piccadilly, see table 050
- K To Chester, see table 075
- M From Bournemouth to Manchester Piccadilly, see table 050

Rugby to Coventry, Birmingham and Wolverhampton

Sundays

Operator Train ID Days of operation/Notes 1st Class/Reservations/Bus Catering facilities	LM 2J18 B	VT 9G24	LM 2W40 G	VT 9S80 H	AW 1J23 F	LM 1W59	LM 1F55 E	LM 1Y85	LM 2K40 A	XC 1M54 M	VT 9G30	LM 2J20 B	LM 2W44 G	VT 9P85 C	AW 1D17 N	LM 2G63	LM 1F57 E	LM 1Y87
London Euston (EUS)	d	1420		1440		1408					1520			1540		1505		
Watford Junction (WFJ)	d	1434u				1423					1534u					1520		
Milton Keynes Central (MKC)	d			1513		1449								1613		1549		
Northampton (NMP)	d					1515		1534								1615		1634
Rugby (RUG)	d		1517			1537		1556			1617					1637		1656
Coventry (COV)	d		1531		1542	1550		1607		1627	1630			1642		1650		1707
Canley (CNL)	d					1553										1653		
Tile Hill (THL)	d					1557		1612								1657		1712
Berkswell (BKW)	d					1601										1701		
Hampton-in-Arden (HIA)	d					1605										1705		
Birmingham International (BHI)	a		1541		1552	1608		1619		1636	1641			1653		1708		1719
Birmingham International (BHI)	d		1542		1553	1606	1609	1619		1638	1641			1653	1706	1709		1719
Marston Green (MGN)	d					1612		1623								1712		1723
Lea Hall (LEH)	d							1626										1726
Stechford (SCF)	d							1629										1729
Adderley Park (ADD)	d							1633										1733
Birmingham New Street (BHM)	a		1552		1604	1620	1623	1639		1648	1651			1705	1720	1723		1739
Birmingham New Street (BHM)	d	1600	1603	1607	1615	1624		1635		1652	1657	1700	1707	1715	1724			1735
Smethwick Rolfe Street (SMR)	d			1612									1712					
Smethwick Galton Bridge (SGB)	d			1615		1631		1642					1715		1731			1742
Sandwell & Dudley (SAD)	d	1608		1618	1625							1708	1718	1723				
Dudley Port (DDP)	d			1622									1722					
Tipton (TIP)	d			1624									1724					
Coseley (CSY)	d			1627			1648						1727					1748
Tame Bridge Parkway (TAB)	d								1707									
Wolverhampton (WVH)	a	1618	1623	1632	1637	1644		1654		1728	1713	1718	1732	1737	1743			1754






Operator Train ID Days of operation/Notes 1st Class/Reservations/Bus Catering facilities	LM 2K42 A	XC 1M58 J	VT 9G36	LM 2J22 B	LM 2W48 G	VT 9S93 H	AW 1J27 P	LM 2G65	LM 1F59 E	LM 1Y89	LM 2K44 A	XC 1M62 M	VT 9G42	LM 2J24 B	LM 2W52 G	VT 9P97 C	AW 1D19 K	LM 2G67
London Euston (EUS)	d		1620			1640		1605					1720					1705
Watford Junction (WFJ)	d		1634u					1620					1734u					1720
Milton Keynes Central (MKC)	d					1713		1648									1813	1748
Northampton (NMP)	d							1715		1734								1815
Rugby (RUG)	d			1717				1737		1756			1817					1837
Coventry (COV)	d		1727	1731		1743		1750		1807		1827	1831				1844	1850
Canley (CNL)	d							1753										1853
Tile Hill (THL)	d							1757		1812								1857
Berkswell (BKW)	d							1801										1901
Hampton-in-Arden (HIA)	d							1805										1905
Birmingham International (BHI)	a		1736	1741		1752		1808		1819		1837	1842			1853		1908
Birmingham International (BHI)	d		1738	1742		1753	1806	1809		1819		1838	1842			1854	1906	1909
Marston Green (MGN)	d							1812										1912
Lea Hall (LEH)	d									1826								
Stechford (SCF)	d									1829								
Adderley Park (ADD)	d									1833								
Birmingham New Street (BHM)	a		1748	1752		1803	1820	1823		1839		1848	1852			1904	1919	1923
Birmingham New Street (BHM)	d	1752	1757		1800	1807	1815	1823		1835		1852	1857	1900	1907	1915	1924	
Smethwick Rolfe Street (SMR)	d					1812										1912		
Smethwick Galton Bridge (SGB)	d				1807	1815		1831		1842				1906	1915		1932	
Sandwell & Dudley (SAD)	d				1810	1818	1825							1910	1918	1924		
Dudley Port (DDP)	d					1822										1922		
Tipton (TIP)	d					1824										1924		
Coseley (CSY)	d					1827			1848							1927		
Tame Bridge Parkway (TAB)	d	1807									1907							
Wolverhampton (WVH)	a	1826	1813		1820	1832	1836	1843		1854		1926	1913	1920	1932	1937	1944	






NOTES (see introductory pages for explanation of train operator codes and standard symbols)

- a Arrival time
- d Departure time
- u Stops to pick up only
- A To Crewe, see table 076
- B To Shrewsbury, see table 075
- C To Preston, see table 065
- E To Liverpool Lime Street, see table 076
- F To Aberystwyth/Pwllheli, see table 075
- G From Walsall, see table 069
- H To Edinburgh, see table 065
- J From Reading to Manchester Piccadilly, see table 050
- K To Chester, see table 075
- M From Bournemouth to Manchester Piccadilly, see table 050
- N To Holyhead, see table 075
- P To Aberystwyth, see table 075

Rugby to Coventry, Birmingham and Wolverhampton

Sundays

Operator Train ID Days of operation/Notes 1st Class/Reservations/Bus Catering facilities	LM 1F61 E	LM 1Y91 I	LM 2K46 A	VT 9J48 B	XC 1M66 J	LM 2J26 B	LM 2W56 G	VT 9G50 I	AW 1J31 P	LM 2G69 I	VT 9K52 A	LM 1Y81 I	LM 2K50 A	XC 1M70 M	VT 9G54 I	LM 2J28 B	LM 2W60 G	VT 9P99 C	
London Euston (EUS)  d				1820				1843		1805	1900							1920	1940
Watford Junction (WFJ) d				1835u						1820								1934u	
Milton Keynes Central (MKC) d								1917		1848									2013
Northampton (NMP) d		1834								1916		1934							
Rugby (RUG) d		1856								1940	1952	1956						2019	
Coventry (COV) d		1907		1923	1927			1945		1950	2001	2007		2027	2030				2042
Canley (CNL) d										1954									
Tile Hill (THL) d		1912								1958		2012							
Berkswell (BKW) d										2001									
Hampton-in-Arden (HIA) d										2005									
Birmingham International (BHI) a		1919		1933	1936			1955		2008	2012	2019		2036	2041				2052
Birmingham International (BHI) d		1919		1933	1938			1956	2006	2009	2013	2019		2038	2043				2053
Marston Green (MGN) d		1923								2012									
Lea Hall (LEH) d		1926																	
Stechford (SCF) d		1929																	
Adderley Park (ADD) d		1933																	
Birmingham New Street (BHM)  a		1939		1944	1948			2010	2020	2024	2025	2039		2048	2053				2105
Birmingham New Street (BHM)  d	1935		1952	2000	1957	2003	2007		2024		2028		2053	2057	2100	2103	2107	2115	
Smethwick Rolfe Street (SMR) d							2013												2112
Smethwick Galton Bridge (SGB)  d	1942						2015		2031							2110			2115
Sandwell & Dudley (SAD) d				2008		2013	2017				2036				2109	2114			2118
Dudley Port (DDP) d							2021												2122
Tipton (TIP) d							2023												2124
Coseley (CSY) d	1948					2019	2027												2127
Tame Bridge Parkway (TAB) d			2007										2107						
Wolverhampton (WVH)  a	1954		2028	2020	2013	2025	2032		2045		2049		2127	2113	2121	2124	2132	2137	






Operator Train ID Days of operation/Notes 1st Class/Reservations/Bus Catering facilities	AW 1D21 K	LM 1W91 I	VT 9G58 I	LM 1F63 E	LM 1Y95 I	VT 9G60 I	XC 1M74 J	LM 2K54 A	LM 2Y59 I	LM 2J30 B	LM 2W64 G	VT 9G62 I	AW 1J35 B	LM 1Y97 I	VT 9G64 I	XC 1M78 Q	AW 1D33 K	LM 2Y65 I	
London Euston (EUS)  d		1911	2000			2018			1933			2038				2054			2033
Watford Junction (WFJ) d						2032u			1950							2111u			2050
Milton Keynes Central (MKC) d		1948							2028			2117				2146			2131
Northampton (NMP) d		2009			2034				2056					2126					2157
Rugby (RUG) d		2037	2052		2100				2118					2148	2207				2220
Coventry (COV) d		2050	2103		2110	2120	2127		2131			2147		2158	2217	2224			2232
Canley (CNL) d		2053							2134					2202					2235
Tile Hill (THL) d		2057			2116				2138					2206					2239
Berkswell (BKW) d		2101							2142					2209					2243
Hampton-in-Arden (HIA) d		2105							2146					2213					2247
Birmingham International (BHI) a		2108	2112		2122	2130	2136		2149			2157		2216	2227	2233			2250
Birmingham International (BHI) d	2106	2109	2113		2123	2131	2138		2149			2158	2211	2217	2227	2234	2240		2254
Marston Green (MGN) d		2112			2126				2153					2220					
Lea Hall (LEH) d					2130									2224					
Stechford (SCF) d					2133									2227					
Adderley Park (ADD) d					2136									2230					
Birmingham New Street (BHM)  a	2119	2123	2125		2143	2144	2148		2201			2210	2222	2237	2239	2244	2251		2302
Birmingham New Street (BHM)  d	2123		2128	2142		2147	2157	2200		2203	2207	2216	2224						2255
Smethwick Rolfe Street (SMR) d											2212								
Smethwick Galton Bridge (SGB)  d	2131			2149				2207		2210	2215		2231						2302
Sandwell & Dudley (SAD) d			2137			2156				2213	2218	2225			2251				
Dudley Port (DDP) d											2222								
Tipton (TIP) d											2224								
Coseley (CSY) d				2155						2219	2227								
Tame Bridge Parkway (TAB) d																			
Wolverhampton (WVH)  a	2143		2149	2201		2208	2213	2218		2228	2232	2236	2243		2302				2316

NOTES (see introductory pages for explanation of train operator codes and standard symbols)

- a Arrival time
- d Departure time
- u Stops to pick up only
- A To Crewe, see table 076
- B To Shrewsbury, see table 075
- C To Preston, see table 065
- E To Liverpool Lime Street, see table 076
- G From Walsall, see table 069
- J From Reading to Manchester Piccadilly, see table 050
- K To Chester, see table 075
- M From Bournemouth to Manchester Piccadilly, see table 050
- P To Aberystwyth, see table 075
- Q From Bournemouth, see table 050

Rugby to Coventry, Birmingham and Wolverhampton

Sundays






Operator Train ID Days of operation/Notes 1st Class/Reservations/Bus Catering facilities	LM 2W68 G	AW 1J37 B	LM 2Y67 1	VT 9G66 1 1 1 1 1 1	LM 2Y71 1	LM 2Y77 1	VT 9G68 1 1 1 1 1 1	VT 9G70 1 1 1 1 1 1
London Euston (EUS)  d			2106	2155	2131	2201	2225	2324
Watford Junction (WFJ) d			2124	2213u	2147	2221	2241u	2339u
Milton Keynes Central (MKC) d			2209	2248	2232	2306	2314	0013
Northampton (NMP) d			2238		2251	2332		
Rugby (RUG) d			2300	2324	2313	2354	2348	0048s
Coventry (COV) d			2310	2333	2337	0004a	2357	0059s
Canley (CNL) d					2341			
Tile Hill (THL) d					2345			
Berkswell (BKW) d					2348			
Hampton-in-Arden (HIA) d					2352			
Birmingham International (BHI) a			2319	2343	2355		0007	0110s
Birmingham International (BHI) d		2307	2320	2344	2356		0008	
Marston Green (MGN) d			2323		2359			
Lea Hall (LEH) d			2327					
Stechford (SCF) d			2330					
Adderley Park (ADD) d			2333					
Birmingham New Street (BHM)  a		2320	2339	2356	0008		0019	0122s
Birmingham New Street (BHM)  d	2307	2325	2342	2359			0023	
Smethwick Rolfe Street (SMR) d	2312		2347					
Smethwick Galton Bridge (SGB)  d	2315	2333	2350					
Sandwell & Dudley (SAD) d	2318		2352					
Dudley Port (DDP) d	2322		2356					
Tipton (TIP) d	2324		2358					
Coseley (CSY) d	2327		0002					
Tame Bridge Parkway (TAB) d								
Wolverhampton (WVH)  a	2332	2345	0007	0015			0040	0142






NOTES (see introductory pages for explanation of train operator codes and standard symbols)

- a Arrival time
- d Departure time
- s Stops to set down only
- u Stops to pick up only
- B To Shrewsbury, see table 075
- G From Walsall, see table 069

Wolverhampton to Birmingham, Coventry and Rugby

Mondays to Fridays

Operator Train ID Days of operation/Notes 1st Class/Reservations/Bus Catering facilities	LM 2C35 MX I	LM 2C37 MX I	LM 2C90 MX	LM 2100	LM 1Y02	VT 1R00	LM 1Y04	VT 1R01	LM 2H03 A	XC 1002 B I◇	VT 1R04 C I	LM 1Y10	AW 1100 D	VT 1R06	AW 1100 D	LM 2124	LM 2G51 D	VT 1R09
Wolverhampton (WVH)  d						0500		0524	0530		0545	0549	0559	0604			0615	0627
Tame Bridge Parkway (TAB) d																		
Coseley (CSY) d									0535								0621	
Tipton (TIP) d									0538								0624	
Dudley Port (DDP) d									0541			0557						
Sandwell & Dudley (SAD) d								0534	0544		0555	0601		0615			0628	0638
Smethwick Galton Bridge (SGB)  d									0547				0609				0631	
Smethwick Rolfe Street (SMR) d									0549								0634	
Birmingham New Street (BHM)  a						0525		0543	0556		0605	0609	0619	0624	←		0642	0647
Birmingham New Street (BHM)  d			0040	0523		0530	0533	0550		0604	0607	0613	0636	0630	0636	0639		0650
Adderley Park (ADD) d													→			0644		
Stechford (SCF) d				0530								0620				0647		
Lea Hall (LEH) d			0001	0047								0623				0650		
Marston Green (MGN) d			0004	0050				0544				0626				0654		
Birmingham International (BHI) a			0007	0053	0535		0539	0547	0558		0613	0616	0629		0639	0649	0657	0700
Birmingham International (BHI) d			0008	0055			0540	0548	0600		0614	0618	0630		0640			0701
Hampton-in-Arden (HIA) d			0011	0058				0551				0633						
Berkswell (BKW) d	0001	0016	0103					0556				0638						
Tile Hill (THL) d	0004	0019	0106					0559				0641						
Canley (CNL) d	0008	0023	0110					0603				0645						
Coventry (COV) d	0013a	0026a	0112a			0538	0552	0606	0614		0624a	0629	0648		0651			0712
Rugby (RUG) a						0552	0602	0616				0658						
Northampton (NMP) a						0614		0638				0728						
Milton Keynes Central (MKC) a						0641	0622	0655	0641		0656	0754						0741s
Watford Junction (WFJ) a						0709	0644s							0737s				
London Euston (EUS)  a						0725	0703	0738	0716		0734	0838		0754				0815






Operator Train ID Days of operation/Notes 1st Class/Reservations/Bus Catering facilities	LM 2Y86	XC 1004 E I◇	VT 1R12	LM 1G03 F I	LM 2126	LM 2Y52	LM 2G02 D	LM 2A41 G I	VT 1R14	LM 2Y54	AW 1102 H	LM 2128	LM 2A99 J	VT 1Z21	LM 1G04 K I	LM 1G05 D	XC 1006 L I◇	VT 9R23 M I
Wolverhampton (WVH)  d		0639	0645	0649			0655	0702	0705		0712		0715	0724	0730	0733		0745
Tame Bridge Parkway (TAB) d																		
Coseley (CSY) d				0654			0700					0720						
Tipton (TIP) d				0658				0708				0724						
Dudley Port (DDP) d				0700								0726						
Sandwell & Dudley (SAD) d			0656				0707	0714	0715			0730			0744			0755
Smethwick Galton Bridge (SGB)  d							0711	0714			0723	0733			0742			
Smethwick Rolfe Street (SMR) d							0713					0736						
Birmingham New Street (BHM)  a		0655	0707	0710			0721	0723	0725		0733	0742	0747	0750	0757			0804
Birmingham New Street (BHM)  d	0653	0704	0710		0713	0716			0730	0733	0736	0739		0750				0804
Adderley Park (ADD) d					0718													
Stechford (SCF) d						0725						0746						
Lea Hall (LEH) d						0728						0749						
Marston Green (MGN) d					0724					0742		0753						
Birmingham International (BHI) a	0704	0713	0719		0729	0733			0739	0745	0750	0756		0800			0813	0818
Birmingham International (BHI) d	0706	0714	0721			0733			0743	0746				0801			0814	0819
Hampton-in-Arden (HIA) d	0709									0749								
Berkswell (BKW) d	0714									0754								
Tile Hill (THL) d	0717					0741				0757								
Canley (CNL) d	0721									0801								
Coventry (COV) d	0724	0727a	0731			0748			0754	0804				0812			0824a	0831
Rugby (RUG) a	0734					0758				0815				0822				
Northampton (NMP) a	0756					0826				0838								
Milton Keynes Central (MKC) a	0821																	
Watford Junction (WFJ) a	0904																	0917s
London Euston (EUS)  a	0932		0831						0851					0913				0933






NOTES (see introductory pages for explanation of train operator codes and standard symbols)

- a Arrival time
- d Departure time
- s Stops to set down only
- A To Rugeley Trent Valley, see table 069
- B To Bournemouth, see table 050
- C Runs from 12 September
- D From Shrewsbury, see table 075
- E From Manchester Piccadilly to Bournemouth, see table 050
- F From Crewe, see table 076
- G From Crewe to Walsall, see table 069
- H From Chester, see table 075
- J To Walsall, see table 069
- K From Liverpool Lime Street, see table 076
- L From Nottingham to Reading, see table 050
- M From Manchester Piccadilly, see table 076
- MX Not Mondays

Wolverhampton to Birmingham, Coventry and Rugby

Mondays to Fridays

Operator Train ID Days of operation/Notes 1st Class/Reservations/Bus Catering facilities	LM 2Y56	LM 2I30 N	LM 2W07	LM 2G06 D	LM 2G32 F	VT 1R26	LM 1W06	AW 1I04 P	XC 1V45 Q	LM 2I32	LM 2A09 J	LM 1G06 K	VT 1B29	LM 2G07 D	XC 1O08 E	VT 9A31 R	LM 2Y58	LM 2W11
	1	1	1	1	1	1	1	1	1	1	1	1	1	1	1	1	1	1
Wolverhampton (WVH)  d			0750	0807	0758			0811	0818		0822	0831		0837	0842	0845		0848
Tame Bridge Parkway (TAB) d					0813													
Coseley (CSY) d			0755								0827							0853
Tipton (TIP) d			0759								0830							0856
Dudley Port (DDP) d			0801								0832							0858
Sandwell & Dudley (SAD) d			0805	0816							0836		0846			0855		0902
Smethwick Galton Bridge (SGB)  d			0808					0822			0839	0843						0905
Smethwick Rolfe Street (SMR) d			0811								0841							0907
Birmingham New Street (BHM)  a			0819	0827	0829			0834	0835		0847	0850		0855	0858	0905		0916
Birmingham New Street (BHM)  d	0814	0817				0830	0833	0836		0839			0850		0904	0910	0913	
Adderley Park (ADD) d		0822																
Stechford (SCF) d		0825								0846								
Lea Hall (LEH) d		0828								0849								
Marston Green (MGN) d	0822	0832					0842											0922
Birmingham International (BHI) a	0825	0835				0839	0845	0851		0856			0859		0913	0919		0926
Birmingham International (BHI) d	0826					0841	0845						0900		0914	0920		0928
Hampton-in-Arden (HIA) d	0829						0848											0931
Berkswell (BKW) d	0834						0853											0936
Tile Hill (THL) d	0837						0857											0939
Canley (CNL) d	0841						0900											0943
Coventry (COV) d	0846					0851	0904						0911		0924a	0931		0946
Rugby (RUG) a	0856					0902	0915											0957
Northampton (NMP) a	0920						0944											1020
Milton Keynes Central (MKC) a						0923	1006									0958		
Watford Junction (WFJ) a													0958s					
London Euston (EUS)  a						0957	1042						1015			1033		






Operator Train ID Days of operation/Notes 1st Class/Reservations/Bus Catering facilities	LM 2I34 N	LM 1G10 D	LM 1W08	LM 2G36 F	AW 1I06 S	LM 2I36	LM 2A13 J	LM 1G07 K	VT 1B28	LM 2G09 D	XC 1O10 T	VT 9M48 U	LM 2Y60	LM 2W15	LM 2I38 N	LM 1G14 D	LM 2G40 F	LM 1W10
	1	1	1	1	1	1	1	1	1	1	1	1	1	1	1	1	1	1
Wolverhampton (WVH)  d		0859		0903	0911		0922	0930		0935	0940	0945		0948		0954	0957	
Tame Bridge Parkway (TAB) d				0918													1013	
Coseley (CSY) d							0927							0953				
Tipton (TIP) d							0930							0956				
Dudley Port (DDP) d							0932							0958				
Sandwell & Dudley (SAD) d							0936		0944		0955			1002				
Smethwick Galton Bridge (SGB)  d					0922		0939	0942						1005				
Smethwick Rolfe Street (SMR) d							0941							1007				
Birmingham New Street (BHM)  a		0920		0934	0932		0947	0950		0956	0958	1004		1017		1019	1028	
Birmingham New Street (BHM)  d	0917		0933		0936	0939			0950		1004	1010	1014		1017			1033
Adderley Park (ADD) d	0922														1022			
Stechford (SCF) d	0925					0946									1025			
Lea Hall (LEH) d	0928					0949									1028			
Marston Green (MGN) d	0932		0942										1022		1032			1042
Birmingham International (BHI) a	0935		0945		0950	0956			0959		1013	1019	1025		1035			1045
Birmingham International (BHI) d			0945						1000		1014	1020	1028					1045
Hampton-in-Arden (HIA) d			0948										1031					1048
Berkswell (BKW) d			0953										1036					1053
Tile Hill (THL) d			0957										1039					1057
Canley (CNL) d			1000										1043					1100
Coventry (COV) d			1004						1011		1024a	1031	1047					1104
Rugby (RUG) a			1014						1022				1057					1114
Northampton (NMP) a			1036										1120					1136
Milton Keynes Central (MKC) a			1053									1058						1152
Watford Junction (WFJ) a			1115						1100s									1215
London Euston (EUS)  a			1131						1117			1134						1231






NOTES (see introductory pages for explanation of train operator codes and standard symbols)

- a Arrival time
- d Departure time
- s Stops to set down only
- D From Shrewsbury, see table 075
- E From Manchester Piccadilly to Bournemouth, see table 050
- F From Crewe, see table 076
- J To Walsall, see table 069
- K From Liverpool Lime Street, see table 076
- N From Rugeley Trent Valley, see table 069
- P From Aberystwyth/Crewe, see table 075
- Q From Manchester Piccadilly to Bristol Temple Meads, see table 050
- R From Lancaster, see table 065
- S From Crewe/Wrexham General, see table 075
- T From Manchester Piccadilly to Reading, see table 050
- U From Blackpool North, see table 065

Wolverhampton to Birmingham, Coventry and Rugby

Mondays to Fridays

Operator Train ID Days of operation/Notes 1st Class/Reservations/Bus Catering facilities	AW 1108 V 1	XC 1V49 Q 1	LM 2140 1	LM 2A17 J 1	LM 1G08 K 1	VT 1B34 1	LM 2G11 D 1	XC 1O12 E 1	VT 9M50 W 1	LM 2Y62 1	LM 2W19 1	LM 2142 N 1	LM 2G44 F 1	LM 1W12 1	AW 1110 X 1	LM 2144 1	LM 2A21 J 1	LM 1G09 K 1
Wolverhampton (WVH)  d	1011	1017		1022	1031		1037	1042	1045		1049		1057		1111		1122	1131
Tame Bridge Parkway (TAB) d													1113					
Coseley (CSY) d				1027							1054						1127	
Tipton (TIP) d				1030							1057						1130	
Dudley Port (DDP) d				1032							1059						1132	
Sandwell & Dudley (SAD) d				1036			1046		1055		1103						1136	
Smethwick Galton Bridge (SGB)  d	1022			1039	1042						1106				1122		1139	1143
Smethwick Rolfe Street (SMR) d				1041							1108						1141	
Birmingham New Street (BHM)  a	1033	1034		1047	1050		1056	1058	1105		1116		1129		1134		1147	1150
Birmingham New Street (BHM)  d	1036		1039			1050		1104	1110	1114		1117		1133	1136	1139		
Adderley Park (ADD) d												1122						
Stechford (SCF) d			1046									1125				1146		
Lea Hall (LEH) d			1049									1128				1149		
Marston Green (MGN) d										1122		1132		1142				
Birmingham International (BHI) a	1050		1056			1059		1113	1119	1125		1135		1145	1149	1156		
Birmingham International (BHI) d						1100		1114	1120	1128				1145				
Hampton-in-Arden (HIA) d										1131				1148				
Berkswell (BKW) d										1136				1153				
Tile Hill (THL) d										1139				1157				
Canley (CNL) d										1143				1200				
Coventry (COV) d						1111		1124a	1131					1204				
Rugby (RUG) a						1122				1157				1214				
Northampton (NMP) a										1220				1236				
Milton Keynes Central (MKC) a									1158					1255				
Watford Junction (WFJ) a						1200s								1317				
London Euston (EUS)  a						1217			1234					1333				






Operator Train ID Days of operation/Notes 1st Class/Reservations/Bus Catering facilities	VT 1B40 1	LM 2G13 D 1	XC 1O14 T 1	VT 9M51 U 1	LM 2Y64 1	LM 2W23 1	LM 2146 N 1	LM 2G48 F 1	LM 1W14 1	AW 1112 Y 1	LM 2148 1	LM 2A25 J 1	LM 1G11 K 1	VT 1B46 1	LM 2G15 D 1	XC 1O16 E 1	VT 9M52 W 1	LM 2Y66 1	
Wolverhampton (WVH)  d		1135	1142	1145		1148		1159		1212		1222	1230		1237	1242	1245		
Tame Bridge Parkway (TAB) d								1214											
Coseley (CSY) d						1153						1227							
Tipton (TIP) d						1156						1230							
Dudley Port (DDP) d						1158						1232							
Sandwell & Dudley (SAD) d		1145		1155		1202						1236		1245		1255			
Smethwick Galton Bridge (SGB)  d						1205				1222		1239	1243						
Smethwick Rolfe Street (SMR) d						1207						1241							
Birmingham New Street (BHM)  a		1156	1158	1205		1215		1229		1234		1247	1250		1256	1258	1305		
Birmingham New Street (BHM)  d	1150		1204	1210	1214		1217		1233	1236	1239			1250		1304	1310	1314	
Adderley Park (ADD) d							1222												
Stechford (SCF) d							1225				1246								
Lea Hall (LEH) d							1228				1249								
Marston Green (MGN) d					1224		1232		1242									1325	
Birmingham International (BHI) a	1159		1213	1219	1228		1235		1245	1250	1256			1259		1313	1319	1328	
Birmingham International (BHI) d	1200		1214	1220	1229				1245					1300		1314	1320	1329	
Hampton-in-Arden (HIA) d					1232				1248									1332	
Berkswell (BKW) d					1237				1253									1337	
Tile Hill (THL) d					1240				1257									1340	
Canley (CNL) d					1244				1300									1344	
Coventry (COV) d	1211		1224a	1231	1248				1304					1311		1325a	1331	1348	
Rugby (RUG) a	1222				1257				1314					1322				1359	
Northampton (NMP) a					1320				1336									1423	
Milton Keynes Central (MKC) a				1258					1353									1358	
Watford Junction (WFJ) a	1300s								1415					1400s					
London Euston (EUS)  a	1317			1336					1431					1416				1434c	






NOTES (see introductory pages for explanation of train operator codes and standard symbols)

- a Arrival time
- d Departure time
- s Stops to set down only
- c On Wednesdays arrives 3 minutes later
- D From Shrewsbury, see table 075
- E From Manchester Piccadilly to Bournemouth, see table 050
- F From Crewe, see table 076
- J To Walsall, see table 069
- K From Liverpool Lime Street, see table 076
- N From Rugeley Trent Valley, see table 069
- Q From Manchester Piccadilly to Bristol Temple Meads, see table 050
- T From Manchester Piccadilly to Reading, see table 050
- U From Blackpool North, see table 065
- V From Aberystwyth, see table 075
- W From Edinburgh, see table 065
- X From Holyhead, see table 075
- Y From Aberystwyth/Pwllheli, see table 075

Wolverhampton to Birmingham, Coventry and Rugby

Mondays to Fridays

Operator Train ID Days of operation/Notes 1st Class/Reservations/Bus Catering facilities	LM 2W27	LM 2I50 N F	LM 2G52 F F	LM 1W16	AW 1114 X ⌘	LM 2I52	LM 2A29 J F	LM 1G13 K F	VT 1B52	LM 2G17 D	XC 1O18 T F ⌘	VT 9M53 U F ⌘	LM 2Y68	LM 2W31	LM 2I54 N F	LM 2G56 F F	LM 1W18	AW 1116 Y ⌘
Wolverhampton (WVH)  d	1248		1257		1312		1322	1332		1335	1342	1345		1348		1357		1412
Tame Bridge Parkway (TAB) d			1313													1412		
Coseley (CSY) d	1253						1327							1353				
Tipton (TIP) d	1256						1330							1356				
Dudley Port (DDP) d	1258						1332							1358				
Sandwell & Dudley (SAD) d	1302						1336		1345			1355		1402				
Smethwick Galton Bridge (SGB)  d	1305				1323		1339	1343						1405				1422
Smethwick Rolfe Street (SMR) d	1307						1341							1407				
Birmingham New Street (BHM)  a	1315		1328		1333		1347	1350		1356	1358	1405		1415		1428		1433
Birmingham New Street (BHM)  d		1317		1333	1336	1339			1350		1404	1410	1414			1417	1433	1436
Adderley Park (ADD) d		1322														1422		
Stechford (SCF) d		1326				1346										1426		
Lea Hall (LEH) d		1329				1349										1429		
Marston Green (MGN) d		1332		1342									1422		1433		1442	
Birmingham International (BHI) a		1336		1345	1350	1356			1359		1413	1419	1425		1436		1445	1450
Birmingham International (BHI) d				1345					1400		1414	1420	1428				1445	
Hampton-in-Arden (HIA) d				1348									1431				1448	
Berkswell (BKW) d				1353									1436				1453	
Tile Hill (THL) d				1357									1439				1457	
Canley (CNL) d				1400									1443				1500	
Coventry (COV) d				1404					1411		1424a	1431	1446				1504	
Rugby (RUG) a				1414					1422				1456				1514	
Northampton (NMP) a				1436									1520				1536	
Milton Keynes Central (MKC) a				1453									1458				1553	
Watford Junction (WFJ) a				1515					1500s								1615	
London Euston (EUS)  a				1532					1516				1535				1631	






Operator Train ID Days of operation/Notes 1st Class/Reservations/Bus Catering facilities	LM 2I56	LM 2A33 J F	LM 1G15 K F	VT 1B58	LM 2G19 D	XC 1O20 E F ⌘	VT 9M54 W F ⌘	LM 2Y70	LM 2W35	LM 2I58 N F	LM 2G60 F F	LM 1W20	AW 1118 X ⌘	LM 2I60	LM 2A37 J F	LM 1G17 K F	VT 1B64	LM 2G21 D
Wolverhampton (WVH)  d		1422	1431		1434	1442	1445		1448		1457		1512		1522	1531		1535
Tame Bridge Parkway (TAB) d											1512							
Coseley (CSY) d		1427							1453						1527			
Tipton (TIP) d		1430							1456						1530			
Dudley Port (DDP) d		1432							1458						1532			
Sandwell & Dudley (SAD) d		1436			1444		1455		1502						1536			1544
Smethwick Galton Bridge (SGB)  d		1439	1443						1505				1523		1539	1543		
Smethwick Rolfe Street (SMR) d		1441							1507						1541			
Birmingham New Street (BHM)  a		1447	1450		1456	1459	1505		1515		1528		1533		1547	1550		1556
Birmingham New Street (BHM)  d	1439			1450		1504	1510	1514		1517		1533	1536	1539			1550	
Adderley Park (ADD) d										1522								
Stechford (SCF) d	1446									1525				1546				
Lea Hall (LEH) d	1449									1528				1549				
Marston Green (MGN) d								1522		1532		1542						
Birmingham International (BHI) a	1456			1459		1513	1519	1525		1535		1545	1550	1556			1559	
Birmingham International (BHI) d				1500		1514	1520	1528				1545					1600	
Hampton-in-Arden (HIA) d								1531				1548						
Berkswell (BKW) d								1537				1553						
Tile Hill (THL) d								1540				1557						
Canley (CNL) d								1544				1600						
Coventry (COV) d				1511		1524a	1531	1547				1604					1611	
Rugby (RUG) a				1522				1557				1614					1622	
Northampton (NMP) a								1621				1636						
Milton Keynes Central (MKC) a							1558					1654						
Watford Junction (WFJ) a				1600s								1717					1700s	
London Euston (EUS)  a				1616			1634					1733					1717	






NOTES (see introductory pages for explanation of train operator codes and standard symbols)

- a Arrival time
- d Departure time
- s Stops to set down only
- D From Shrewsbury, see table 075
- E From Manchester Piccadilly to Bournemouth, see table 050
- F From Crewe, see table 076
- J To Walsall, see table 069
- K From Liverpool Lime Street, see table 076
- N From Rugeley Trent Valley, see table 069
- T From Manchester Piccadilly to Reading, see table 050
- U From Blackpool North, see table 065
- W From Edinburgh, see table 065
- X From Holyhead, see table 075
- Y From Aberystwyth/Pwllheli, see table 075

Wolverhampton to Birmingham, Coventry and Rugby

Mondays to Fridays

Operator Train ID Days of operation/Notes 1st Class/Reservations/Bus Catering facilities	XC 1022 E ◇	VT 9M55 U □	LM 2Y72 □	LM 2W39	LM 2N6 N □	LM 1W22 □	LM 2G64 F □	AW 1120 Y ⌘	LM 2I64 □	LM 2A41 J □	LM 1G18 K □	VT 1B70 □	LM 2G23 D □	XC 1024 T ◇	VT 9M56 W □	LM 2Y74 □	LM 2W43	LM 2I66 N □
Wolverhampton (WVH)  d	1542	1545		1548			1600	1611		1622	1631		1634	1642	1645		1648	
Tame Bridge Parkway (TAB) d							1617											
Coseley (CSY) d				1553						1627							1653	
Tipton (TIP) d				1556						1630							1656	
Dudley Port (DDP) d				1558						1632							1658	
Sandwell & Dudley (SAD) d		1555		1602						1636			1644		1655		1702	
Smethwick Galton Bridge (SGB)  d				1605				1622		1639	1643						1705	
Smethwick Rolfe Street (SMR) d				1607						1641							1707	
Birmingham New Street (BHM)  a	1559	1604		1615			1638	1633		1647	1650		1656	1658	1705		1715	
Birmingham New Street (BHM)  d	1604	1610	1614		1617	1633		1636	1639			1650		1704	1710	1714		1717
Adderley Park (ADD) d					1622													1722
Stechford (SCF) d					1625				1646									1725
Lea Hall (LEH) d					1628				1649									1728
Marston Green (MGN) d			1622		1632	1642											1722	1732
Birmingham International (BHI) a	1613	1619	1625		1635	1645		1650	1656			1659		1713	1719	1725		1736
Birmingham International (BHI) d	1614	1620	1628			1645						1700		1714	1720	1728		
Hampton-in-Arden (HIA) d			1631			1648											1731	
Berkswell (BKW) d			1636			1653											1736	
Tile Hill (THL) d			1640			1657											1740	
Canley (CNL) d			1643			1700											1743	
Coventry (COV) d	1624a	1631	1647			1704						1711		1724a	1731		1747	
Rugby (RUG) a			1657			1714						1722					1757	
Northampton (NMP) a			1720			1737											1820	
Milton Keynes Central (MKC) a		1658				1753									1758			
Watford Junction (WFJ) a						1815						1800s						
London Euston (EUS)  a		1736				1831						1816			1834			






Operator Train ID Days of operation/Notes 1st Class/Reservations/Bus Catering facilities	LM 2G68 F □	LM 1W24 □	AW 1I22 X □	LM 2I68 □	LM 2A45 J □	LM 1G20 K □	LM 2G25 D □	XC 1O26 E ◇	VT 9M84 U □	LM 2Y76 □	LM 2W47 □	LM 2I70 N □	LM 1G53 D □	LM 2G72 F □	VT 1B80 □	LM 1W26 □	AW 1I24 Y ⌘	XC 1V65 Q ◇
Wolverhampton (WVH)  d	1657		1711		1722	1731	1734	1742	1745		1748		1802	1759			1811	1817
Tame Bridge Parkway (TAB) d	1712													1814				
Coseley (CSY) d					1727						1753							
Tipton (TIP) d					1730						1756							
Dudley Port (DDP) d					1732						1758							
Sandwell & Dudley (SAD) d					1736		1744		1755		1802							
Smethwick Galton Bridge (SGB)  d			1722		1739	1742					1805						1822	
Smethwick Rolfe Street (SMR) d					1741						1807							
Birmingham New Street (BHM)  a	1727		1732		1747	1750	1757	1758	1805		1815		1823	1830			1835	1836
Birmingham New Street (BHM)  d		1733	1736	1739				1804	1810	1814		1817				1830	1833	1836
Adderley Park (ADD) d												1822						
Stechford (SCF) d				1747								1825						
Lea Hall (LEH) d				1750								1828						
Marston Green (MGN) d		1742								1822		1832				1842		
Birmingham International (BHI) a		1745	1749	1757				1813	1819	1825		1835			1839	1845	1851	
Birmingham International (BHI) d		1746						1814	1820	1829					1840	1845		
Hampton-in-Arden (HIA) d		1749								1832						1848		
Berkswell (BKW) d		1754								1838						1853		
Tile Hill (THL) d		1757								1841						1857		
Canley (CNL) d		1801								1845						1900		
Coventry (COV) d		1804						1824a	1831	1848					1853	1904		
Rugby (RUG) a		1814								1858					1904	1914		
Northampton (NMP) a		1836								1921						1936		
Milton Keynes Central (MKC) a		1852							1858							1955		
Watford Junction (WFJ) a		1914													1942s	2017		
London Euston (EUS)  a		1930							1933						1958	2033		






NOTES (see introductory pages for explanation of train operator codes and standard symbols)

- a Arrival time
- d Departure time
- s Stops to set down only
- D From Shrewsbury, see table 075
- E From Manchester Piccadilly to Bournemouth, see table 050
- F From Crewe, see table 076
- J To Walsall, see table 069
- K From Liverpool Lime Street, see table 076
- N From Rugeley Trent Valley, see table 069
- Q From Manchester Piccadilly to Bristol Temple Meads, see table 050
- T From Manchester Piccadilly to Reading, see table 050
- U From Blackpool North, see table 065
- W From Edinburgh, see table 065
- X From Holyhead, see table 075
- Y From Aberystwyth/Pwllheli, see table 075

Wolverhampton to Birmingham, Coventry and Rugby

Mondays to Fridays

Operator Train ID Days of operation/Notes 1st Class/Reservations/Bus Catering facilities	LM 2172	LM 2A49 J	LM 1G21 K I	LM 2G27 D	XC 1068 T I◇ ⌚	VT 9M86 W I I ⊠	LM 1Y36	LM 2W51	LM 2174 N I	LM 1G99 D	VT 1B86 I I ⊠	LM 2G76 F I	AW 1126 X ⌚	LM 1W28	LM 2176	LM 2A53 J	LM 1G23 K I	LM 2G29 D
Wolverhampton (WVH)  d		1822	1831	1835	1842	1845		1848		1854		1859	1912			1922	1931	1937
Tame Bridge Parkway (TAB) d												1919						
Coseley (CSY) d		1827						1853								1927		
Tipton (TIP) d		1830						1856								1930		
Dudley Port (DDP) d		1832						1858								1932		
Sandwell & Dudley (SAD) d		1836		1845		1855		1902								1936		1946
Smethwick Galton Bridge (SGB)  d		1839	1842					1905					1922			1939	1943	
Smethwick Rolfe Street (SMR) d		1841						1907								1941		
Birmingham New Street (BHM)  a		1847	1850	1857	1858	1905		1915		1930		1936	1935			1948	1951	1956
Birmingham New Street (BHM)  d	1839				1904	1910	1913		1919		1930		1936	1939	1945			
Adderley Park (ADD) d								1924										
Stechford (SCF) d	1846							1927							1952			
Lea Hall (LEH) d	1849							1930							1955			
Marston Green (MGN) d							1922	1934						1948				
Birmingham International (BHI) a	1856				1913	1919	1925	1937		1940		1947	1951	2002				
Birmingham International (BHI) d					1914	1920	1928				1941			1953				
Hampton-in-Arden (HIA) d							1931							1956				
Berkswell (BKW) d							1937							2001				
Tile Hill (THL) d							1940							2004				
Canley (CNL) d							1944							2008				
Coventry (COV) d				1924a	1931		1948			1952				2012				
Rugby (RUG) a							1959			2004				2022				
Northampton (NMP) a							2021							2044				
Milton Keynes Central (MKC) a						1959	2043							2102				
Watford Junction (WFJ) a										2042s								
London Euston (EUS)  a						2036	2128							2138				






Operator Train ID Days of operation/Notes 1st Class/Reservations/Bus Catering facilities	XC 1030 E I◇ ⌚	VT 9M59 U I I ⊠	LM 1Y38	LM 2W55	LM 2178 N I	LM 2G80 F I	LM 1W30	AW 1128 V ⌚	XC 1V69 M I◇ ⌚	LM 2180	LM 2A57 J	LM 1G25 K I	LM 2Y16	LM 2G31 D	XC 1034 Z I◇ ⌚	VT 9M60 W I I ⊠	LM 2W59	LM 2182 N
Wolverhampton (WVH)  d	1942	1945		1948		1957		2012	2017		2022	2033		2036	2042	2046	2049	
Tame Bridge Parkway (TAB) d						2013												
Coseley (CSY) d				1953							2027						2054	
Tipton (TIP) d				1956							2030						2057	
Dudley Port (DDP) d				1958							2032						2059	
Sandwell & Dudley (SAD) d		1955		2002							2036		2044		2056	2103		
Smethwick Galton Bridge (SGB)  d				2005			2022				2039	2042				2106		
Smethwick Rolfe Street (SMR) d				2007							2041					2108		
Birmingham New Street (BHM)  a	1958	2005		2016		2028		2033	2034		2050	2053		2056	2100	2104	2117	
Birmingham New Street (BHM)  d	2004	2010	2014		2017		2033	2036		2039			2053		2104	2110		2119
Adderley Park (ADD) d					2022													2126
Stechford (SCF) d					2025					2046								2126
Lea Hall (LEH) d					2028					2049								2129
Marston Green (MGN) d			2022		2032		2043			2052			2102					2132
Birmingham International (BHI) a	2013	2019	2025		2035		2046	2049		2057			2105		2113	2119		2136
Birmingham International (BHI) d	2014	2020	2026				2050						2106		2114	2120		
Hampton-in-Arden (HIA) d			2029				2053											
Berkswell (BKW) d			2034				2058						2112					
Tile Hill (THL) d			2037				2102						2115					
Canley (CNL) d			2041				2105						2119					
Coventry (COV) d	2024a	2031	2045				2110						2122		2125a	2131		
Rugby (RUG) a		2042	2055				2121						2132					
Northampton (NMP) a			2116				2145						2157					
Milton Keynes Central (MKC) a		2105	2134				2203						2223			2158		
Watford Junction (WFJ) a		2127s											2300			2219s		
London Euston (EUS)  a		2143	2217				2246						2330			2241		






NOTES (see introductory pages for explanation of train operator codes and standard symbols)

- a Arrival time
- d Departure time
- s Stops to set down only
- D From Shrewsbury, see table 075
- E From Manchester Piccadilly to Bournemouth, see table 050
- F From Crewe, see table 076
- J To Walsall, see table 069
- K From Liverpool Lime Street, see table 076
- M From Manchester Piccadilly, see table 076
- N From Rugeley Trent Valley, see table 069
- T From Manchester Piccadilly to Reading, see table 050
- U From Blackpool North, see table 065
- V From Aberystwyth, see table 075
- W From Edinburgh, see table 065
- X From Holyhead, see table 075
- Z From Manchester Piccadilly to Southampton Central, see table 050

Wolverhampton to Birmingham, Coventry and Rugby

Mondays to Fridays

Operator Train ID Days of operation/Notes 1st Class/Reservations/Bus Catering facilities	LM 2G84 F	LM 2Y82 F	LM 2I84 F	LM 2A61 J	VT 9M61 U ⓧ	LM 2Y18 F	LM 2G33 D	XC 1V94 T F◇	VT 1B45 AA ⓧ	VT 1B45 C ⓧ	LM 2Y20 F	LM 2H17 A F	LM 1G31 K F	AW 1I75 Y	LM 2W65 F	LM 2Y84 N F	LM 2G78 D	XC 1G91 M F◇
Wolverhampton (WVH)  d	2059			2122	2133		2137	2142		2146		2149	2200	2212	2219		2237	2242
Tame Bridge Parkway (TAB) d	2115																	
Coseley (CSY) d				2127								2154			2225			
Tipton (TIP) d				2130								2157			2228			
Dudley Port (DDP) d				2132								2159			2230			
Sandwell & Dudley (SAD) d				2136			2147			2155		2203			2234			
Smethwick Galton Bridge (SGB)  d				2139								2206	2210	2222	2237			
Smethwick Rolfe Street (SMR) d				2141								2208			2239			
Birmingham New Street (BHM)  a	2130			2147	2152		2157	2200		2206		2214	2217	2233	2245		2257	2300
Birmingham New Street (BHM)  d		2133	2142			2154		2204	2210	2210	2213			2240		2253		
Adderley Park (ADD) d			2148								2218							
Stechford (SCF) d			2151								2222							
Lea Hall (LEH) d			2154								2225							
Marston Green (MGN) d			2158			2203					2228					2301		
Birmingham International (BHI) a		2143	2203			2206		2213	2219	2219	2231			2250		2304		
Birmingham International (BHI) d		2143				2206		2214	2220	2220	2232					2305		
Hampton-in-Arden (HIA) d		2146									2235					2308		
Berkswell (BKW) d		2151									2240					2313		
Tile Hill (THL) d		2155				2214					2243					2317		
Canley (CNL) d		2158				2218					2247					2320		
Coventry (COV) d		2203				2221		2224a	2231	2231	2250					2324		
Rugby (RUG) a		2213				2231			2243	2243	2301					2334		
Northampton (NMP) a		2236				2256					2323					2357		
Milton Keynes Central (MKC) a						2313			2306	2306	2352							
Watford Junction (WFJ) a						0001			2337s	2337s	0036							
London Euston (EUS)  a						0031			0001	0001	0100							

Operator Train ID Days of operation/Notes 1st Class/Reservations/Bus Catering facilities	VT 9M62 W ⓧ	LM 1G32 K F	AW 1G76 X	LM 2W69 F	LM 2C35 F	XC 1G92 M F◇	LM 2C37 F	LM 2G35 D	LM 2W67 F	LM 2C90 SM	LM 2C90 TFM
Wolverhampton (WVH)  d	2245	2300	2255	2303		2320		2335	2340		
Tame Bridge Parkway (TAB) d											
Coseley (CSY) d				2308					2345		
Tipton (TIP) d				2311					2348		
Dudley Port (DDP) d				2313					2350		
Sandwell & Dudley (SAD) d	2256			2317					2354		
Smethwick Galton Bridge (SGB)  d		2310		2320					2357		
Smethwick Rolfe Street (SMR) d				2322					2359		
Birmingham New Street (BHM)  a	2306	2319	2328	2329		2337		2352	0006		
Birmingham New Street (BHM)  d	2310				2334		2350		0040	0040	
Adderley Park (ADD) d					2339						
Stechford (SCF) d					2342		2357				
Lea Hall (LEH) d					2345		0001		0048	0047	
Marston Green (MGN) d					2349		0004		0051	0050	
Birmingham International (BHI) a	2319				2352		0007		0054	0053	
Birmingham International (BHI) d	2320				2352		0008		0055	0055	
Hampton-in-Arden (HIA) d					2355		0011		0058	0058	
Berkswell (BKW) d					0001		0016		0103	0103	
Tile Hill (THL) d					0004		0019		0106	0106	
Canley (CNL) d					0008		0023		0109	0110	
Coventry (COV) d	2331				0013a		0026a		0112a	0112a	
Rugby (RUG) a	2343										
Northampton (NMP) a	0006s										
Milton Keynes Central (MKC) a	0024										
Watford Junction (WFJ) a	0054s										
London Euston (EUS)  a	0112										

NOTES (see introductory pages for explanation of train operator codes and standard symbols)

- a Arrival time
- d Departure time
- s Stops to set down only
- A To Rugeley Trent Valley, see table 069
- C Runs from 12 September
- D From Shrewsbury, see table 075
- F From Crewe, see table 076
- J To Walsall, see table 069
- K From Liverpool Lime Street, see table 076
- M From Manchester Piccadilly, see table 076
- N From Rugeley Trent Valley, see table 069
- T From Manchester Piccadilly to Reading, see table 050
- U From Blackpool North, see table 065
- W From Edinburgh, see table 065
- X From Holyhead, see table 075
- Y From Aberystwyth/Pwllheli, see table 075
- AA Runs until 9 September
- SM Saturday mornings
- TFM Tuesday to Friday mornings

Wolverhampton to Birmingham, Coventry and Rugby

Saturdays

Operator Train ID Days of operation/Notes 1st Class/Reservations/Bus Catering facilities	LM 2C35	LM 2C37	LM 2C90	LM 1Y04	LM 2H03 A	XC 1002 B ⚡	VT 1B02	LM 2Y50	AW 1100 C	VT 1B00	LM 1W02	AW 1100 C	LM 2104	LM 2G01 C	XC 1004 D ⚡	VT 1B04	LM 2Y52	LM 2126	
Wolverhampton (WVH)	d				0527		0546		0602	0606				0620	0642	0645			
Tame Bridge Parkway (TAB)	d																		
Coseley (CSY)	d				0532									0625					
Tipton (TIP)	d				0535									0628					
Dudley Port (DDP)	d				0537														
Sandwell & Dudley (SAD)	d				0541		0555			0617				0632		0655			
Smethwick Galton Bridge (SGB)	d				0544				0612					0636					
Smethwick Rolfe Street (SMR)	d				0547									0638					
Birmingham New Street (BHM)	a				0553		0604		0623	0626		←		0644	0658	0706			
Birmingham New Street (BHM)	d		0040	0529		0604	0608	0612	0636	0630	0633	0636	0639		0704	0710	0716	0719	
Adderley Park (ADD)	d							0617	→									0724	
Stechford (SCF)	d							0620					0646					0728	
Lea Hall (LEH)	d		0001	0048				0623					0649					0731	
Marston Green (MGN)	d		0004	0051	0537			0627			0642		0653				0725		
Birmingham International (BHI)	a		0007	0054	0540		0613	0617	0630		0639	0645	0649	0656		0713	0719	0728	0736
Birmingham International (BHI)	d		0008	0055	0542		0614	0618	0630		0641	0645			0714	0720	0728		
Hampton-in-Arden (HIA)	d		0011	0058	0545			0633			0648						0731		
Berkswell (BKW)	d	0001	0016	0103	0550			0638			0653						0736		
Tile Hill (THL)	d	0004	0019	0106	0554			0642			0657						0740		
Canley (CNL)	d	0008	0023	0109	0557			0645			0700						0743		
Coventry (COV)	d	0013a	0026a	0112a	0601	0624a	0630	0649		0653	0704				0724a	0731	0748		
Rugby (RUG)	a				0611			0659			0714						0759		
Northampton (NMP)	a				0633			0722			0736						0822		
Milton Keynes Central (MKC)	a				0654			0657			0752					0759			
Watford Junction (WFJ)	a						0717s			0739s	0815								
London Euston (EUS)	a				0737		0734			0755	0836								

Operator Train ID Days of operation/Notes 1st Class/Reservations/Bus Catering facilities	LM 2W03	VT 1B05	LM 1W04	LM 2G28 E	AW 1101 C	LM 2128	LM 2A05 F	LM 1G02 G	LM 2G05 C	XC 1006 H ⚡	VT 9A46	LM 2Y54	LM 2130	LM 2W07	VT 1B08	LM 1W06	AW 1102 K	XC 1V45 J ⚡	
Wolverhampton (WVH)	d	0654	0706		0703	0712		0719	0731	0737		0745		0750				0812	0817
Tame Bridge Parkway (TAB)	d				0718														
Coseley (CSY)	d	0659						0724						0755					
Tipton (TIP)	d	0702						0727						0758					
Dudley Port (DDP)	d	0704						0729						0800					
Sandwell & Dudley (SAD)	d	0708	0716					0733		0746		0755		0804					
Smethwick Galton Bridge (SGB)	d	0711				0725		0736	0742					0807				0822	
Smethwick Rolfe Street (SMR)	d	0713						0738						0809					
Birmingham New Street (BHM)	a	0721	0726		0736	0733		0744	0750	0755		0805		0818				0832	0833
Birmingham New Street (BHM)	d		0730	0733		0736	0739				0804	0810	0814	0817		0830	0833	0836	
Adderley Park (ADD)	d													0822					
Stechford (SCF)	d					0746								0825					
Lea Hall (LEH)	d					0749								0828					
Marston Green (MGN)	d			0742		0753						0822	0832			0842			
Birmingham International (BHI)	a		0739	0745		0750	0757				0813	0819	0825	0835		0839	0845	0850	
Birmingham International (BHI)	d		0740	0745							0814	0820	0826		0840	0845			
Hampton-in-Arden (HIA)	d			0748										0829				0848	
Berkswell (BKW)	d			0753										0834				0853	
Tile Hill (THL)	d			0757										0837				0857	
Canley (CNL)	d			0800										0841				0900	
Coventry (COV)	d		0751	0804						0824a	0831	0848c			0851	0904			
Rugby (RUG)	a		0803	0814								0858				0914			
Northampton (NMP)	a			0836								0921				0937			
Milton Keynes Central (MKC)	a			0855							0859					0952			
Watford Junction (WFJ)	a		0841s	0917											0938s	1014			
London Euston (EUS)	a		0857	0938							0936				0955	1035			

NOTES (see introductory pages for explanation of train operator codes and standard symbols)

- a Arrival time
- d Departure time
- s Stops to set down only
- c Arrives 3 minutes earlier
- A To Rugeley Trent Valley, see table 069
- B To Reading, see table 050
- C From Shrewsbury, see table 075
- D From Manchester Piccadilly to Bournemouth, see table 050
- E From Crewe, see table 076
- F To Walsall, see table 069
- G From Liverpool Lime Street, see table 076
- H From Nottingham to Reading, see table 050
- J From Manchester Piccadilly to Bristol Temple Meads, see table 050
- K From Aberystwyth, see table 075

Wolverhampton to Birmingham, Coventry and Rugby

Saturdays

Operator Train ID Days of operation/Notes 1st Class/Reservations/Bus Catering facilities	LM 2I32	LM 2G32 E	LM 2A09 F	LM 1G06 G	LM 2G07 C	XC 1O08 D Ⓜ	VT 9G47 L Ⓜ	VT 1B48 Ⓜ	LM 2Y56	LM 2W11	LM 2I34	LM 2G36 E	VT 1B11 C Ⓜ	LM 1W08	AW 1104 M	LM 2I36	LM 2A13 F	LM 1G07 G
Wolverhampton (WVH) d		0808	0820	0830	0837	0842	0845			0848		0857	0901		0912		0922	0929
Tame Bridge Parkway (TAB) d		0828										0913						
Coseley (CSY) d			0825							0853							0927	
Tipton (TIP) d			0828							0856							0930	
Dudley Port (DDP) d			0831							0858							0932	
Sandwell & Dudley (SAD) d			0835		0846		0855			0902							0936	
Smethwick Galton Bridge (SGB) d			0839	0843						0905					0923		0939	0942
Smethwick Rolfe Street (SMR) d			0841							0907							0941	
Birmingham New Street (BHM) a		0843	0847	0850	0855	0859	0905			0916		0928	0918		0935		0947	0950
Birmingham New Street (BHM) d	0839					0904		0910	0914		0917		0930	0933	0936	0939		
Adderley Park (ADD) d											0922							
Stechford (SCF) d	0846										0925					0946		
Lea Hall (LEH) d	0849										0928					0949		
Marston Green (MGN) d	0853										0931		0942			0953		
Birmingham International (BHI) a	0856					0913		0919	0924		0935		0939	0945	0950	0956		
Birmingham International (BHI) d						0914		0920	0925				0940	0945				
Hampton-in-Arden (HIA) d									0928					0948				
Berkswell (BKW) d									0933					0953				
Tile Hill (THL) d									0936					0957				
Canley (CNL) d									0939					1000				
Coventry (COV) d					0924a		0931	0947f				0951	1004					
Rugby (RUG) a								0957				1002	1014					
Northampton (NMP) a									1020					1036				
Milton Keynes Central (MKC) a								0957						1052				
Watford Junction (WFJ) a													1041s	1114				
London Euston (EUS) a								1033					1057	1136				

Operator Train ID Days of operation/Notes 1st Class/Reservations/Bus Catering facilities	LM 2G09 C	XC 1O10 N Ⓜ	VT 9M48 P Ⓜ	LM 2Y58	LM 2W15	LM 2I38	LM 2G40 E	VT 1B14 Ⓜ	LM 1W10	AW 1I06 Q Ⓜ	XC 1V49 J Ⓜ	LM 2I40	LM 2A17 F	LM 1G08 G	VT 1B15 Ⓜ	LM 2G11 C	XC 1O12 D Ⓜ	VT 9M50 R Ⓜ
Wolverhampton (WVH) d	0936	0942	0945		0948		0957			1010	1015		1022	1032		1035	1042	1045
Tame Bridge Parkway (TAB) d							1012											
Coseley (CSY) d					0953								1027					
Tipton (TIP) d					0956								1030					
Dudley Port (DDP) d					0958								1032					
Sandwell & Dudley (SAD) d	0945		0955		1002								1036		1044		1055	
Smethwick Galton Bridge (SGB) d					1005				1020				1039	1043				
Smethwick Rolfe Street (SMR) d					1007								1041					
Birmingham New Street (BHM) a	0955	0958	1006		1016		1028			1033	1034		1047	1050		1054	1059	1105
Birmingham New Street (BHM) d		1004	1010	1014		1017		1030	1033	1036		1039			1050		1104	1110
Adderley Park (ADD) d						1022												
Stechford (SCF) d						1025						1046						
Lea Hall (LEH) d						1028						1049						
Marston Green (MGN) d				1022		1031			1042			1053						
Birmingham International (BHI) a		1013	1019	1025		1035		1039	1045	1051		1056			1059		1113	1119
Birmingham International (BHI) d		1014	1020	1026				1040	1045						1100		1114	1120
Hampton-in-Arden (HIA) d				1029					1048									
Berkswell (BKW) d				1034					1053									
Tile Hill (THL) d				1037					1057									
Canley (CNL) d				1041					1100									
Coventry (COV) d		1024a	1031	1048c				1051	1104						1111		1124a	1131
Rugby (RUG) a				1058				1102	1114						1122			
Northampton (NMP) a				1121					1136									
Milton Keynes Central (MKC) a			1058						1152									1157
Watford Junction (WFJ) a								1140s	1214						1200s			
London Euston (EUS) a			1133					1156	1235						1217			1233

NOTES (see introductory pages for explanation of train operator codes and standard symbols)

- a Arrival time
- d Departure time
- s Stops to set down only
- c Arrives 3 minutes earlier
- f Arrives 4 minutes earlier
- C From Shrewsbury, see table 075
- D From Manchester Piccadilly to Bournemouth, see table 050
- E From Crewe, see table 076
- F To Walsall, see table 069
- G From Liverpool Lime Street, see table 076
- J From Manchester Piccadilly to Bristol Temple Meads, see table 050
- L From Lancaster, see table 065
- M From Holyhead/Crewe, see table 075
- N From Manchester Piccadilly to Reading, see table 050
- P From Preston, see table 065
- Q From Aberystwyth/Barmouth, see table 075
- R From Edinburgh, see table 065

Wolverhampton to Birmingham, Coventry and Rugby

Saturdays

Operator Train ID Days of operation/Notes 1st Class/Reservations/Bus Catering facilities	LM 2Y60	LM 2W19	LM 2A2	LM 1W12	LM 2G44 E	AW 1108 S	LM 2A44	LM 2A21 F	LM 1G11 G	VT 1B18	LM 2G13 C	XC 1O14 N 1◇	VT 9M51 T	LM 2Y62	LM 2W23	LM 2A46	LM 2G48 E	LM 1W14
	1		1	1	1	1	1	1	1	1	1	1◇	1	1		1	1	1
Wolverhampton (WVH)	d	1048			1103	1113		1122	1132		1136	1142	1145				1148	1157
Tame Bridge Parkway (TAB)	d				1118													1213
Coseley (CSY)	d	1053						1127									1153	
Tipton (TIP)	d	1056						1130									1156	
Dudley Port (DDP)	d	1058						1132									1158	
Sandwell & Dudley (SAD)	d	1102						1136		1145		1155					1202	
Smethwick Galton Bridge (SGB)	d	1105				1123		1139	1143								1205	
Smethwick Rolfe Street (SMR)	d	1107						1141									1207	
Birmingham New Street (BHM)	a	1116			1135	1133		1147	1150		1155	1159	1205				1216	1228
Birmingham New Street (BHM)	d	1114		1117	1133		1136	1139		1150		1204	1210	1214			1217	1233
Adderley Park (ADD)	d			1122													1222	
Stechford (SCF)	d			1125				1146									1225	
Lea Hall (LEH)	d			1128				1149									1228	
Marston Green (MGN)	d	1122		1132	1142			1153						1222			1232	1242
Birmingham International (BHI)	a	1125		1135	1145		1150	1156		1159		1213	1219	1225			1236	1245
Birmingham International (BHI)	d	1126			1145					1200		1214	1220	1226				1245
Hampton-in-Arden (HIA)	d	1129			1148									1229				1248
Berkswell (BKW)	d	1134			1153									1234				1253
Tile Hill (THL)	d	1137			1157									1237				1257
Canley (CNL)	d	1141			1200									1241				1300
Coventry (COV)	d	1148c			1204					1211		1224a	1231	1248c				1304
Rugby (RUG)	a	1158			1214					1222				1258				1314
Northampton (NMP)	a	1222			1236									1321				1336
Milton Keynes Central (MKC)	a				1252								1258					1352
Watford Junction (WFJ)	a				1314					1300s								1414
London Euston (EUS)	a				1335					1317			1333					1435






Operator Train ID Days of operation/Notes 1st Class/Reservations/Bus Catering facilities	AW 1110 U	LM 2A48	LM 2A25 F	LM 1G13 G	VT 1B21	LM 2G15 C	XC 1O16 D 1◇	VT 9M52 R	LM 2Y64	LM 2W27	LM 2A50	LM 2G52 E	LM 1W16	AW 1112 S	LM 2A52	LM 2A29 F	LM 1G15 G	VT 1B24
	1	1	1	1	1	1	1◇	1	1	1	1	1	1	1	1	1	1	1
Wolverhampton (WVH)	d	1211		1222	1231		1234	1242	1245		1248		1257		1312		1322	1331
Tame Bridge Parkway (TAB)	d											1312						
Coseley (CSY)	d			1227						1253							1327	
Tipton (TIP)	d			1230						1256							1330	
Dudley Port (DDP)	d			1232						1258							1332	
Sandwell & Dudley (SAD)	d			1236		1244		1255		1302							1336	
Smethwick Galton Bridge (SGB)	d	1222		1239	1243					1305				1323			1339	1343
Smethwick Rolfe Street (SMR)	d			1241						1307							1341	
Birmingham New Street (BHM)	a	1233		1247	1250		1255	1259	1305	1316		1328		1333			1347	1350
Birmingham New Street (BHM)	d	1236	1239			1250		1304	1310	1314		1317		1333	1336	1339		1350
Adderley Park (ADD)	d											1322						
Stechford (SCF)	d		1246									1325				1346		
Lea Hall (LEH)	d		1249									1328				1349		
Marston Green (MGN)	d		1253							1322		1332		1342		1353		
Birmingham International (BHI)	a	1249	1256			1259		1313	1319	1325		1335		1345	1349	1356		1359
Birmingham International (BHI)	d					1300		1314	1320	1326				1345				1400
Hampton-in-Arden (HIA)	d									1329				1348				
Berkswell (BKW)	d									1334				1353				
Tile Hill (THL)	d									1338				1357				
Canley (CNL)	d									1341				1400				
Coventry (COV)	d				1311		1324a	1331		1346				1404				1411
Rugby (RUG)	a				1322					1358				1414				1422
Northampton (NMP)	a									1421				1436				
Milton Keynes Central (MKC)	a								1358					1454				
Watford Junction (WFJ)	a					1400s								1516				1500s
London Euston (EUS)	a					1417			1433					1537				1518






NOTES (see introductory pages for explanation of train operator codes and standard symbols)

- a Arrival time
- d Departure time
- s Stops to set down only
- c Arrives 3 minutes earlier
- C From Shrewsbury, see table 075
- D From Manchester Piccadilly to Bournemouth, see table 050
- E From Crewe, see table 076
- F To Walsall, see table 069
- G From Liverpool Lime Street, see table 076
- N From Manchester Piccadilly to Reading, see table 050
- R From Edinburgh, see table 065
- S From Holyhead, see table 075
- T From Blackpool North, see table 065
- U From Aberystwyth/Pwllheli, see table 075

Wolverhampton to Birmingham, Coventry and Rugby

Saturdays

Operator Train ID Days of operation/Notes 1st Class/Reservations/Bus Catering facilities	LM 2G17 C	XC 1O18 N 1 1/4 ♣	VT 9M53 P 1 1/4 ⊗	LM 2Y66 1	LM 2W31	LM 2I54 1	LM 2G56 E 1	LM 1W18 1	AW 1I14 U 1 1/4 ♣	LM 2I56 1	LM 2A33 F 1	LM 1G17 G 1	VT 1B27 1 1/4 ⊗	LM 2G19 C	XC 1O20 D 1 1/4 ♣	VT 9M54 R 1 1/4 ⊗	LM 2Y68 1	LM 2W35
Wolverhampton (WVH)  d	1334	1342	1345		1348		1357		1412		1422	1431		1435	1442	1445		1448
Tame Bridge Parkway (TAB) d							1412											
Coseley (CSY) d					1353						1427							1453
Tipton (TIP) d					1356						1430							1456
Dudley Port (DDP) d					1358						1432							1458
Sandwell & Dudley (SAD) d	1344		1355		1402						1436			1445		1455		1502
Smethwick Galton Bridge (SGB)  d					1405				1423		1439	1443						1505
Smethwick Rolfe Street (SMR) d					1407						1441							1507
Birmingham New Street (BHM)  a	1355	1359	1405		1416		1428		1433		1447	1450		1455	1459	1505		1516
Birmingham New Street (BHM)  d		1404	1410	1414		1417		1433	1436	1439			1450		1504	1510	1514	
Adderley Park (ADD) d						1422												
Stechford (SCF) d						1425					1446							
Lea Hall (LEH) d						1428					1449							
Marston Green (MGN) d				1422		1432		1442			1453							1522
Birmingham International (BHI) a		1413	1419	1425		1435		1445	1450	1456			1459		1513	1519	1525	
Birmingham International (BHI) d		1414	1420	1426				1445					1500		1514	1520	1526	
Hampton-in-Arden (HIA) d				1429				1448										1529
Berkswell (BKW) d				1434				1453										1534
Tile Hill (THL) d				1437				1457										1537
Canley (CNL) d				1441				1500										1541
Coventry (COV) d		1424a	1431	1448c				1504					1511		1524a	1531	1548c	
Rugby (RUG) a				1458				1514					1522					1558
Northampton (NMP) a				1521				1536										1621
Milton Keynes Central (MKC) a			1458					1552								1558		
Watford Junction (WFJ) a								1614					1600s					
London Euston (EUS)  a			1535					1635					1617			1633		






Operator Train ID Days of operation/Notes 1st Class/Reservations/Bus Catering facilities	LM 2I58 1	LM 2G60 E 1	LM 1W20 1	AW 1I16 S 1 1/4 ♣	LM 2I60 1	LM 2A37 F 1	LM 1G18 G 1	VT 1B30 1 1/4 ⊗	LM 2G21 C	XC 1O22 N 1 1/4 ♣	VT 9M55 P 1 1/4 ⊗	LM 2Y70 1	LM 2W39 1	LM 2I62 1	LM 1W22 1	LM 2G64 E 1	AW 1I18 U 1 1/4 ♣	LM 2I64 1
Wolverhampton (WVH)  d		1457		1512		1522	1530		1534	1542	1545		1548				1600	1612
Tame Bridge Parkway (TAB) d		1513															1616	
Coseley (CSY) d						1527							1553					
Tipton (TIP) d						1530							1556					
Dudley Port (DDP) d						1532							1558					
Sandwell & Dudley (SAD) d						1536		1545		1555			1602					
Smethwick Galton Bridge (SGB)  d				1523		1539	1543						1605				1624	
Smethwick Rolfe Street (SMR) d				1541									1607					
Birmingham New Street (BHM)  a		1528		1533		1547	1550		1555	1559	1605		1616			1635	1634	
Birmingham New Street (BHM)  d	1517		1533	1536	1539			1550		1604	1610	1614		1617	1633		1636	1639
Adderley Park (ADD) d	1522													1622				
Stechford (SCF) d	1525				1546									1625				1646
Lea Hall (LEH) d	1528				1549									1628				1649
Marston Green (MGN) d	1532		1542		1553							1622		1632	1642			1653
Birmingham International (BHI) a	1535		1545	1550	1556			1559		1613	1619	1625		1635	1645		1650	1656
Birmingham International (BHI) d			1545					1600		1614	1620	1626			1645			
Hampton-in-Arden (HIA) d			1548									1629			1648			
Berkswell (BKW) d			1553									1634			1653			
Tile Hill (THL) d			1557									1637			1657			
Canley (CNL) d			1600									1641			1700			
Coventry (COV) d			1604					1611		1624a	1631	1648c			1704			
Rugby (RUG) a			1614					1622				1658			1714			
Northampton (NMP) a			1636									1721			1736			
Milton Keynes Central (MKC) a			1653								1658				1752			
Watford Junction (WFJ) a			1715					1700s							1814			
London Euston (EUS)  a			1736					1717				1734			1835			






NOTES (see introductory pages for explanation of train operator codes and standard symbols)

- a Arrival time
- d Departure time
- s Stops to set down only
- c Arrives 3 minutes earlier
- C From Shrewsbury, see table 075
- D From Manchester Piccadilly to Bournemouth, see table 050
- E From Crewe, see table 076
- F To Walsall, see table 069
- G From Liverpool Lime Street, see table 076
- N From Manchester Piccadilly to Reading, see table 050
- P From Preston, see table 065
- R From Edinburgh, see table 065
- S From Holyhead, see table 075
- U From Aberystwyth/Pwllheli, see table 075

Wolverhampton to Birmingham, Coventry and Rugby

Saturdays

Operator Train ID Days of operation/Notes 1st Class/Reservations/Bus Catering facilities	LM 2A41 F	LM 1G20 G	VT 1B33 F	LM 2G23 C	XC 1O24 D	VT 9M56 R	LM 2Y72 F	LM 2W43	LM 2I66 F	LM 2G68 E	LM 1W24 F	AW 1I20 S	LM 2I68 F	LM 2A45 F	LM 1G21 G	VT 1B36 F	LM 2G25 C	XC 1O26 N
Wolverhampton (WVH)  d	1622	1631		1635	1642	1645		1648		1657		1711		1722	1730		1735	1742
Tame Bridge Parkway (TAB) d										1712								
Coseley (CSY) d	1627							1653						1727				
Tipton (TIP) d	1630							1656						1730				
Dudley Port (DDP) d	1632							1658						1732				
Sandwell & Dudley (SAD) d	1636			1644		1655		1702						1736			1744	
Smethwick Galton Bridge (SGB)  d	1639	1643						1705				1723		1739	1743			
Smethwick Rolfe Street (SMR) d	1641							1707						1741				
Birmingham New Street (BHM)  a	1647	1650		1655	1659	1706		1716		1728		1733	1736	1747	1750		1755	1759
Birmingham New Street (BHM)  d			1650		1704	1710	1714		1717		1733	1736	1739			1750		1804
Adderley Park (ADD) d									1722									
Stechford (SCF) d									1725				1746					
Lea Hall (LEH) d									1728				1749					
Marston Green (MGN) d							1722		1732		1742		1753					
Birmingham International (BHI) a			1659		1713	1719	1725		1734		1745	1750	1756			1759		1813
Birmingham International (BHI) d			1700		1714	1720	1726				1746					1800		1814
Hampton-in-Arden (HIA) d							1729				1749							
Berkswell (BKW) d							1734				1754							
Tile Hill (THL) d							1737				1757							
Canley (CNL) d							1741				1801							
Coventry (COV) d			1711		1724a	1731	1748c				1804					1811		1824a
Rugby (RUG) a			1722				1758				1814					1822		
Northampton (NMP) a							1821				1836							
Milton Keynes Central (MKC) a						1758												
Watford Junction (WFJ) a			1800s													1900s		
London Euston (EUS)  a			1818			1833										1917		






Operator Train ID Days of operation/Notes 1st Class/Reservations/Bus Catering facilities	VT 9M57 P	LM 2Y42 F	LM 2W47 F	LM 2I70 F	LM 2G72 E	AW 1I22 U	XC 1V65 J	LM 2I72 F	LM 2A49 F	VT 1B39 F	LM 1G23 G	LM 2G27 C	LM 2Y22 F	XC 1O28 D	VT 9M47 R	LM 2Y46 F	LM 2W51 F	LM 2I74 F
Wolverhampton (WVH)  d	1745		1748		1757	1811	1817		1822		1830	1834		1842	1845			1848
Tame Bridge Parkway (TAB) d					1812													
Coseley (CSY) d			1753						1827									1853
Tipton (TIP) d			1756						1830									1856
Dudley Port (DDP) d			1758						1832									1858
Sandwell & Dudley (SAD) d	1755		1802						1836			1844			1855			1902
Smethwick Galton Bridge (SGB)  d			1805			1822			1839		1843							1905
Smethwick Rolfe Street (SMR) d			1807						1841									1907
Birmingham New Street (BHM)  a	1805		1816		1828	1833	1834		1847		1850	1853		1858	1906			1916
Birmingham New Street (BHM)  d	1810	1814		1817		1836		1839		1850			1853	1904	1910	1914		1917
Adderley Park (ADD) d				1822														1922
Stechford (SCF) d				1825				1846										1925
Lea Hall (LEH) d				1828				1849										1928
Marston Green (MGN) d		1822		1832				1852								1922		1932
Birmingham International (BHI) a	1819	1825		1835		1849		1855		1859			1903	1913	1919	1925		1935
Birmingham International (BHI) d	1820	1826								1900			1903	1914	1920	1926		
Hampton-in-Arden (HIA) d		1829											1906			1929		
Berkswell (BKW) d		1834											1911			1934		
Tile Hill (THL) d		1837											1915			1937		
Canley (CNL) d		1841											1918			1941		
Coventry (COV) d	1831	1848c								1911			1922	1925a	1931	1948c		
Rugby (RUG) a		1858								1922			1932		1942	1958		
Northampton (NMP) a		1921											1954			2020		
Milton Keynes Central (MKC) a	1858	1943											2016		2005	2037		
Watford Junction (WFJ) a		2023							2002s				2048		2033s	2115		
London Euston (EUS)  a	1932	2046							2023				2115		2055	2134		






NOTES (see introductory pages for explanation of train operator codes and standard symbols)

- a Arrival time
- d Departure time
- s Stops to set down only
- c Arrives 3 minutes earlier
- C From Shrewsbury, see table 075
- D From Manchester Piccadilly to Bournemouth, see table 050
- E From Crewe, see table 076
- F To Walsall, see table 069
- G From Liverpool Lime Street, see table 076
- J From Manchester Piccadilly to Bristol Temple Meads, see table 050
- N From Manchester Piccadilly to Reading, see table 050
- P From Preston, see table 065
- R From Edinburgh, see table 065
- S From Holyhead, see table 075
- U From Aberystwyth/Pwllheli, see table 075

Wolverhampton to Birmingham, Coventry and Rugby

Saturdays

Operator Train ID Days of operation/Notes 1st Class/Reservations/Bus Catering facilities	LM 2G76 E	AW 1124 S 1 1	LM 2176 1	LM 2A53 F	LM 1G25 G 1	LM 2Y24 1	LM 2G29 C	XC 1030 D 1 1	VT 9M59 L 1 1	LM 2Y48 1	LM 2W55 1	LM 2178 1	LM 2G80 E 1	AW 1126 K 1	LM 2180 1	LM 2A57 F 1	LM 1G31 G 1	LM 2Y26 1
Wolverhampton (WVH)  d	1858	1912		1922	1931		1933	1942	1945		1948		1957	2012		2021	2031	
Tame Bridge Parkway (TAB) d	1913												2012					
Coseley (CSY) d				1927							1953					2026		
Tipton (TIP) d				1930							1956					2029		
Dudley Port (DDP) d				1932							1958					2031		
Sandwell & Dudley (SAD) d				1936			1944		1955		2002					2035		
Smethwick Galton Bridge (SGB)  d		1923		1939	1943						2005			2023		2038	2042	
Smethwick Rolfe Street (SMR) d				1941							2007					2040		
Birmingham New Street (BHM)  a	1928	1933		1947	1950		1954	1958	2006		2016		2028	2033		2047	2050	
Birmingham New Street (BHM)  d		1936	1939			1953		2004	2010	2014		2017		2036	2039			2053
Adderley Park (ADD) d															2044			
Stechford (SCF) d			1946									2024			2047			
Lea Hall (LEH) d			1949									2027			2050			
Marston Green (MGN) d			1952									2030			2054			
Birmingham International (BHI) a		1949	1956			2003		2013	2019	2024		2034		2049	2057			2103
Birmingham International (BHI) d						2003		2014	2020	2025								2103
Hampton-in-Arden (HIA) d						2006				2028								2106
Berkswell (BKW) d						2011				2033								2111
Tile Hill (THL) d						2015				2036								2115
Canley (CNL) d						2018				2039								2118
Coventry (COV) d						2022		2026a	2031	2048e								2122
Rugby (RUG) a						2032			2042	2058								2132
Northampton (NMP) a						2054				2119								2154
Milton Keynes Central (MKC) a						2116			2105	2137								2221
Watford Junction (WFJ) a						2154			2137s	2220								2306
London Euston (EUS)  a						2213			2157	2241								2331






Operator Train ID Days of operation/Notes 1st Class/Reservations/Bus Catering facilities	LM 2G31 C	XC 1034 V 1 1	VT 9M60 R 1 1	LM 2Y31 1	LM 2W59 1	LM 2182 1	LM 2G84 E 1	VT 1B44 1 1	LM 2184 1	LM 2H15 A	LM 1G32 G 1	VT 9M61 P 1 1	LM 2Y74 1	LM 2G33 C	XC 1G81 W 1 1	LM 2Y30 1	LM 2W63 1	LM 2G88 E 1
Wolverhampton (WVH)  d	2037	2042	2045		2048		2059	2109		2118	2133	2137		2141	2146		2150	2205
Tame Bridge Parkway (TAB) d							2114											
Coseley (CSY) d					2053					2123							2155	
Tipton (TIP) d					2056					2126							2158	
Dudley Port (DDP) d					2058					2128							2200	
Sandwell & Dudley (SAD) d	2046		2055		2102			2119		2132			2149				2204	
Smethwick Galton Bridge (SGB)  d					2105					2135	2144						2207	
Smethwick Rolfe Street (SMR) d					2107					2137							2209	
Birmingham New Street (BHM)  a	2056	2100	2105		2115		2132	2128		2144	2150	2155		2158	2202		2216	2228
Birmingham New Street (BHM)  d		2104	2110	2114		2117		2130	2138				2155			2210		
Adderley Park (ADD) d									2143							2215		
Stechford (SCF) d						2124			2147							2218		
Lea Hall (LEH) d						2127			2150							2221		
Marston Green (MGN) d						2130			2154			2203				2225		
Birmingham International (BHI) a		2113	2119	2124		2134		2139	2157			2206				2228		
Birmingham International (BHI) d		2114	2120	2125				2140				2207				2229		
Hampton-in-Arden (HIA) d				2128								2210				2232		
Berkswell (BKW) d				2133								2215				2237		
Tile Hill (THL) d				2136								2218				2240		
Canley (CNL) d				2140								2222				2244		
Coventry (COV) d		2124a	2131	2147c				2151				2225				2249		
Rugby (RUG) a			2142	2157				2202				2235				2259		
Northampton (NMP) a				2220								2303				2321		
Milton Keynes Central (MKC) a			2205	2238				2224								2346		
Watford Junction (WFJ) a			2235s	2321				2311s								0019		
London Euston (EUS)  a			2256	2347				2334								0040		

NOTES (see introductory pages for explanation of train operator codes and standard symbols)

a	Arrival time	R	From Edinburgh, see table 065
d	Departure time	S	From Holyhead, see table 075
s	Stops to set down only	V	From Manchester Piccadilly to Southampton Central, see table 050
c	Arrives 3 minutes earlier	W	From Manchester Piccadilly, see table 076
e	Arrives 5 minutes earlier		
A	To Rugeley Trent Valley, see table 069		
C	From Shrewsbury, see table 075		
D	From Manchester Piccadilly to Bournemouth, see table 050		
E	From Crewe, see table 076		
F	To Walsall, see table 069		
G	From Liverpool Lime Street, see table 076		
K	From Aberystwyth, see table 075		
L	From Lancaster, see table 065		
P	From Preston, see table 065		

Wolverhampton to Birmingham, Coventry and Rugby

Saturdays

Operator Train ID Days of operation/Notes 1st Class/Reservations/Bus Catering facilities	AW 1G75 K	LM 2Y76 I	LM 2C33	VT 9M19 X I I I X	LM 2G78 C	VT 9M62 R I I I R	XC 1G91 W I ◇	LM 2C35	LM 2H95 Y	LM 1G33 G I	AW 1G76 S	LM 2G93 C
Wolverhampton (WVH)  d	2212		2220	2227	2235	2241	2245		2250	2300	2309	2336
Tame Bridge Parkway (TAB) d												
Coseley (CSY) d			2225						2255	2306		
Tipton (TIP) d			2228						2258			
Dudley Port (DDP) d			2230						2300			
Sandwell & Dudley (SAD) d			2234		2244				2304			2345
Smethwick Galton Bridge (SGB)  d	2222		2237						2307			
Smethwick Rolfe Street (SMR) d			2239						2309			
Birmingham New Street (BHM)  a	2233		2245	2249	2253	2259	2302		2315	2319	2331	2354
Birmingham New Street (BHM)  d		2245	2248					2321				
Adderley Park (ADD) d								2326				
Stechford (SCF) d			2255					2329				
Lea Hall (LEH) d			2258					2332				
Marston Green (MGN) d		2253	2301					2334				
Birmingham International (BHI) a		2256	2304					2337				
Birmingham International (BHI) d		2257	2305					2338				
Hampton-in-Arden (HIA) d		2300	2308					2341				
Berkswell (BKW) d		2305	2313					2345				
Tile Hill (THL) d		2308	2317					2348				
Canley (CNL) d		2312	2320					2352				
Coventry (COV) d		2316	2323a					2356a				
Rugby (RUG) a		2327										
Northampton (NMP) a		2355										
Milton Keynes Central (MKC) a												
Watford Junction (WFJ) a												
London Euston (EUS)  a												

NOTES (see introductory pages for explanation of train operator codes and standard symbols)

- a Arrival time
- d Departure time
- C From Shrewsbury, see table 075
- G From Liverpool Lime Street, see table 076
- K From Aberystwyth, see table 075
- R From Edinburgh, see table 065
- S From Holyhead, see table 075
- W From Manchester Piccadilly, see table 076
- X From Glasgow Central, see table 065
- Y To Hednesford, see table 069

Wolverhampton to Birmingham, Coventry and Rugby

Sundays

Operator Train ID Days of operation/Notes 1st Class/Reservations/Bus Catering facilities	VT 1B01	LM 2Y01	LM 2I01	LM 2H01 A	LM 2A11 B	XC 1O08 C ◇	LM 2W13	LM 2Y06	AW 1I00 D	VT 1B04	LM 1G02 D	LM 2Y52	VT 1B06	LM 2A13 B	LM 1Y50	XC 1O10 E ◇	LM 2Y08	AW 1I02 D
Wolverhampton (WVH) d	0805			0816	0822		0845		0857	0903	0912	0915	0919	0922		0942	0950	0957
Tame Bridge Parkway (TAB) d																		
Coseley (CSY) d				0821	0827		0850							0927				
Tipton (TIP) d					0830		0853							0930				
Dudley Port (DDP) d					0833		0856							0932				
Sandwell & Dudley (SAD) d	0815			0828	0837		0900			0913		0925	0930	0936			0959	
Smethwick Galton Bridge (SGB) d				0830	0840		0903		0907		0922			0939			1002	1007
Smethwick Rolfe Street (SMR) d					0842		0905							0941				
Birmingham New Street (BHM) a	0824			0841	0848		0911		0919	0924	0929	0934	0939	0947		0958	1010	1017
Birmingham New Street (BHM) d	0830	0833	0838			0904		0914	0921	0930		0937	0951		0954	1004	1013	1022
Adderley Park (ADD) d			0843									0942						
Stechford (SCF) d			0846									0945					1020	
Lea Hall (LEH) d			0849									0948					1023	
Marston Green (MGN) d		0842	0853					0922				0952			1003		1026	
Birmingham International (BHI) a	0839	0845	0857			0913		0925	0933	0939		0955	1000		1006	1013	1029	1034
Birmingham International (BHI) d	0840	0845				0914		0926		0940		0956	1001		1006	1014	1030	
Hampton-in-Arden (HIA) d								0929									1033	
Berkswell (BKW) d		0851						0934				1001					1038	
Tile Hill (THL) d		0855						0937				1005			1014		1041	
Canley (CNL) d		0858						0941				1008					1045	
Coventry (COV) d	0851	0902				0924a		0944		0951		1012	1016		1021	1024a	1048	
Rugby (RUG) a	0902	0915						0954		1002		1022	1026		1034		1058	
Northampton (NMP) a		0938						1017				1045					1119	
Milton Keynes Central (MKC) a	0936							1048		1037			1105				1142	
Watford Junction (WFJ) a	1007s							1127		1111s							1219	
London Euston (EUS) a	1026							1147		1131			1203				1240	






Operator Train ID Days of operation/Notes 1st Class/Reservations/Bus Catering facilities	LM 2G60	VT 1B08	LM 2A15 B	LM 1Y52	LM 1G04 D	XC 1O12 G ◇	LM 1Y54	AW 1I04 H	LM 2G62 F	VT 1B13	LM 2A17 B	LM 2G06 D	LM 1Y56	VT 9G51 J	XC 1O14 E ◇	VT 1B18	LM 1G20 K	LM 1Y58
Wolverhampton (WVH) d	1002	1005	1022		1035	1042		1056	1103	1105		1131		1136	1142	1145	1150	
Tame Bridge Parkway (TAB) d	1021								1121									
Coseley (CSY) d			1027									1126						
Tipton (TIP) d			1030									1129						
Dudley Port (DDP) d			1032									1131						
Sandwell & Dudley (SAD) d		1015	1036							1114		1135	1141			1155		
Smethwick Galton Bridge (SGB) d			1039		1045		1107					1138	1144					
Smethwick Rolfe Street (SMR) d			1041									1140						
Birmingham New Street (BHM) a	1037	1024	1048		1053	1058	1118	1137	1125	1125	1147	1151		1155	1158	1205	1213	
Birmingham New Street (BHM) d		1030		1050		1104	1113	1121		1130			1153		1204	1210		1213
Adderley Park (ADD) d							1118											1218
Stechford (SCF) d							1121											1222
Lea Hall (LEH) d							1124											1225
Marston Green (MGN) d				1059			1128											1228
Birmingham International (BHI) a		1039		1102		1113	1131	1136		1139			1203		1213	1219		1231
Birmingham International (BHI) d		1040		1102		1114	1131			1140			1203		1214	1220		1232
Hampton-in-Arden (HIA) d				1105									1206					
Berkswell (BKW) d				1110			1137						1211					
Tile Hill (THL) d				1114			1141						1215					1240
Canley (CNL) d				1117									1218					
Coventry (COV) d		1053		1121		1124a	1146			1151			1225c		1224a	1231		1245
Rugby (RUG) a		1104		1134			1156			1203			1238					1255
Northampton (NMP) a				1200			1226						1300					1323
Milton Keynes Central (MKC) a		1137								1224			1331			1259		
Watford Junction (WFJ) a		1208s											1405					
London Euston (EUS) a		1225								1301			1423			1336		






NOTES (see introductory pages for explanation of train operator codes and standard symbols)

- a Arrival time
- d Departure time
- s Stops to set down only
- c Arrives 4 minutes earlier
- A To Rugeley Trent Valley, see table 069
- B To Walsall, see table 069
- C To Reading, see table 050
- D From Shrewsbury, see table 075
- E From Manchester Piccadilly to Bournemouth, see table 050
- F From Crewe, see table 076
- G From Manchester Piccadilly to Reading, see table 050
- H From Chester, see table 075
- J From Preston, see table 065
- K From Liverpool Lime Street, see table 076

Wolverhampton to Birmingham, Coventry and Rugby

Sundays

Operator Train ID Days of operation/Notes 1st Class/Reservations/Bus Catering facilities	VT 1B21	LM 2G64 F	AW 1106 L	LM 2A19 B	VT 9G52 J	LM 1Y60	LM 2G08 D	XC 1O16 G	VT 1B26	LM 1Y62	LM 1G22 K	VT 1B29	LM 2G66 F	AW 1108 H	LM 2A21 B	VT 1B32	LM 1Y64	LM 2G10 D
Wolverhampton (WVH)  d		1203	1214	1222	1233		1236	1242	1245		1257		1304	1313	1322			1336
Tame Bridge Parkway (TAB) d		1221											1321					
Coseley (CSY) d				1227											1327			
Tipton (TIP) d				1230											1330			
Dudley Port (DDP) d				1232											1332			
Sandwell & Dudley (SAD) d				1236			1247		1255						1336			1346
Smethwick Galton Bridge (SGB)  d			1225	1239							1307			1323	1339			
Smethwick Rolfe Street (SMR) d				1241											1341			
Birmingham New Street (BHM)  a		1237	1235	1247	1251		1255	1258	1305		1315		1340	1333	1347			1356
Birmingham New Street (BHM)  d	1230		1239			1253		1304	1310	1313		1330		1336		1350	1353	
Adderley Park (ADD) d										1318								
Stechford (SCF) d										1322								
Lea Hall (LEH) d										1325								
Marston Green (MGN) d										1328								
Birmingham International (BHI) a	1239		1255			1303		1313	1319	1331		1339		1348		1358	1403	
Birmingham International (BHI) d	1240					1303		1314	1320	1332		1340				1358	1403	
Hampton-in-Arden (HIA) d						1306											1406	
Berkswell (BKW) d						1311											1411	
Tile Hill (THL) d						1315				1340							1415	
Canley (CNL) d						1318											1418	
Coventry (COV) d	1251					1325c		1324a	1331	1345		1351				1411	1425c	
Rugby (RUG) a	1302					1335				1355		1402				1421	1435	
Northampton (NMP) a						1358				1423							1458	
Milton Keynes Central (MKC) a						1431			1358								1531	
Watford Junction (WFJ) a	1340s					1505						1440s					1605	
London Euston (EUS)  a	1359					1523			1436			1459				1515	1623	






Operator Train ID Days of operation/Notes 1st Class/Reservations/Bus Catering facilities	XC 1O18	VT 9A53 M	LM 1Y66	LM 1G24 K	VT 1B37	LM 2G68 F	AW 1110 N	LM 2A23 B	LM 1Y68	LM 2G12 D	XC 1O20 G	VT 9M54 P	LM 1Y70	LM 1G26 K	VT 1B45	LM 2G70 F	AW 1112 H	LM 2A25 B
Wolverhampton (WVH)  d	1342	1345		1357		1404	1407	1422		1437	1442	1445		1456		1504	1507	1522
Tame Bridge Parkway (TAB) d						1421										1521		
Coseley (CSY) d								1427										1527
Tipton (TIP) d								1430										1530
Dudley Port (DDP) d								1432										1532
Sandwell & Dudley (SAD) d		1355						1436		1446		1455						1536
Smethwick Galton Bridge (SGB)  d				1407			1417	1439						1506			1518	1539
Smethwick Rolfe Street (SMR) d								1441										1541
Birmingham New Street (BHM)  a	1358	1405		1415		1439	1427	1447		1455	1458	1505		1514		1539	1528	1547
Birmingham New Street (BHM)  d	1404	1410	1413		1430		1436		1453		1504	1510	1513		1530		1539	
Adderley Park (ADD) d			1418										1518					
Stechford (SCF) d			1422										1522					
Lea Hall (LEH) d			1425										1525					
Marston Green (MGN) d			1428										1528					
Birmingham International (BHI) a	1413	1419	1431		1439		1451		1503		1513	1519	1531		1539		1552	
Birmingham International (BHI) d	1414	1420	1432		1440				1503		1514	1520	1532		1540			
Hampton-in-Arden (HIA) d									1506									
Berkswell (BKW) d									1511									
Tile Hill (THL) d			1440						1515				1540					
Canley (CNL) d									1518									
Coventry (COV) d	1424a	1431	1445		1451				1525c		1524a	1531	1545		1551			
Rugby (RUG) a			1455		1502				1535				1555		1602			
Northampton (NMP) a			1523						1558				1623					
Milton Keynes Central (MKC) a		1458							1631			1558						
Watford Junction (WFJ) a					1540s				1705						1640s			
London Euston (EUS)  a		1536			1559				1723			1636			1659			






NOTES (see introductory pages for explanation of train operator codes and standard symbols)

- a Arrival time
- d Departure time
- s Stops to set down only
- c Arrives 4 minutes earlier
- B To Walsall, see table 069
- D From Shrewsbury, see table 075
- E From Manchester Piccadilly to Bournemouth, see table 050
- F From Crewe, see table 076
- G From Manchester Piccadilly to Reading, see table 050
- H From Chester, see table 075
- J From Preston, see table 065
- K From Liverpool Lime Street, see table 076
- L From Aberystwyth, see table 075
- M From Lancaster, see table 065
- N From Aberystwyth/Pwllheli, see table 075
- P From Edinburgh, see table 065

Wolverhampton to Birmingham, Coventry and Rugby

Sundays

Operator Train ID Days of operation/Notes 1st Class/Reservations/Bus Catering facilities	LM 1Y72	LM 2G14 D	XC 1O22 E 1◇ ⌘	VT 9M55 J 1R ⌘	LM 1G28 K 1	LM 1Y74	VT 1B53 D 1R ⌘	LM 2G72 F 1	AW 1114 N 1R ⌘	LM 2A27 B 1	LM 1Y76	LM 2G16 D	XC 1O24 G 1◇ ⌘	VT 9M56 P 1R ⌘	LM 1Y78	LM 1G30 K 1	VT 1B61 1R ⌘	LM 2G74 F 1
Wolverhampton (WVH)  d		1537	1542	1545	1556		1604	1607	1610	1624		1636	1642	1645		1656		1704
Tame Bridge Parkway (TAB) d								1622										1721
Coseley (CSY) d										1629								
Tipton (TIP) d										1632								
Dudley Port (DDP) d										1634								
Sandwell & Dudley (SAD) d		1546		1555						1638		1644		1655				
Smethwick Galton Bridge (SGB)  d					1606				1620	1641						1706		
Smethwick Rolfe Street (SMR) d										1643								
Birmingham New Street (BHM)  a		1557	1558	1605	1613		1620	1639	1630	1649		1655	1658	1705		1713		1737
Birmingham New Street (BHM)  d	1553		1604	1610		1613	1630		1636		1653		1704	1710	1713		1730	
Adderley Park (ADD) d						1618									1718			
Stechford (SCF) d						1622									1722			
Lea Hall (LEH) d						1625									1725			
Marston Green (MGN) d						1628									1728			
Birmingham International (BHI) a	1603		1613	1619		1631	1639		1651		1703		1713	1719	1731		1739	
Birmingham International (BHI) d	1603		1614	1620		1632	1640				1703		1714	1720	1732		1740	
Hampton-in-Arden (HIA) d	1606										1706							
Berkswell (BKW) d	1611										1711							
Tile Hill (THL) d	1615					1640					1715				1740			
Canley (CNL) d	1618										1718							
Coventry (COV) d	1625c		1624a	1631		1645	1651				1725c		1724a	1732	1745		1751	
Rugby (RUG) a	1635					1655	1702				1735				1755		1802	
Northampton (NMP) a	1658					1723					1758				1823			
Milton Keynes Central (MKC) a	1731			1658							1831			1758				
Watford Junction (WFJ) a	1805						1740s				1905						1840s	
London Euston (EUS)  a	1823			1735			1759				1923			1835			1859	

Operator Train ID Days of operation/Notes 1st Class/Reservations/Bus Catering facilities	AW 1116 H	LM 2A29 B 1	LM 1Y80	LM 2G18 D	XC 1O26 E 1◇ ⌘	VT 9M57 J 1R ⌘	LM 1Y82	LM 1G32 K 1	VT 1B69 1R ⌘	LM 2G76 F 1	AW 1118 N 1R ⌘	LM 2A31 B 1	LM 2Y22	LM 2G20 D	XC 1O28 E 1◇ ⌘	VT 9M47 P 1R ⌘	LM 1Y98	LM 1G34 K 1
Wolverhampton (WVH)  d	1720	1722		1736	1742	1745		1757		1804	1809	1822		1837	1842	1845		1857
Tame Bridge Parkway (TAB) d										1821								
Coseley (CSY) d		1727										1827						
Tipton (TIP) d		1730										1830						
Dudley Port (DDP) d		1732										1832						
Sandwell & Dudley (SAD) d		1736		1745		1756						1836		1846		1855		
Smethwick Galton Bridge (SGB)  d	1732	1739					1807				1819	1839						1907
Smethwick Rolfe Street (SMR) d		1741										1841						
Birmingham New Street (BHM)  a	1741	1749		1756	1758	1805		1814		1839	1829	1847		1856	1858	1906		1914
Birmingham New Street (BHM)  d	1744		1753		1804	1810	1813		1830		1836		1853		1904	1910	1913	
Adderley Park (ADD) d							1818										1918	
Stechford (SCF) d							1822										1922	
Lea Hall (LEH) d							1825										1925	
Marston Green (MGN) d							1828										1928	
Birmingham International (BHI) a	1756		1803		1813	1819	1831		1839		1847		1903		1913	1919	1931	
Birmingham International (BHI) d			1803		1814	1820	1832		1840				1903		1914	1920	1932	
Hampton-in-Arden (HIA) d			1806										1906					
Berkswell (BKW) d			1811										1911					
Tile Hill (THL) d			1815				1840						1915				1940	
Canley (CNL) d			1818										1918					
Coventry (COV) d			1825c		1824a	1832	1845		1851				1921		1925a	1931	1945	
Rugby (RUG) a			1835			1841	1855						1933				1955	
Northampton (NMP) a			1856				1926						1954				2023	
Milton Keynes Central (MKC) a			1912			1903							2011			1958		
Watford Junction (WFJ) a			1942					1936s					2052					
London Euston (EUS)  a			2000			1940			1955				2113			2035		

NOTES (see introductory pages for explanation of train operator codes and standard symbols)

- a Arrival time
- d Departure time
- s Stops to set down only
- c Arrives 4 minutes earlier
- B To Walsall, see table 069
- D From Shrewsbury, see table 075
- E From Manchester Piccadilly to Bournemouth, see table 050
- F From Crewe, see table 076
- G From Manchester Piccadilly to Reading, see table 050
- H From Chester, see table 075
- J From Preston, see table 065
- K From Liverpool Lime Street, see table 076
- N From Aberystwyth/Pwllheli, see table 075
- P From Edinburgh, see table 065

Wolverhampton to Birmingham, Coventry and Rugby

Sundays

Operator Train ID Days of operation/Notes 1st Class/Reservations/Bus Catering facilities	VT 1B77	LM 2G78 F	AW 1120 H	LM 2A33 B	LM 1N84	LM 2G22 D	XC 1030 Q	VT 9M59 J	LM 1W60	LM 1G60 K	VT 1B83	LM 2G80 F	AW 1122 N	LM 2A35 B	LM 1N88	VT 9M60 P	LM 2G24 D	XC 1V89 G
Wolverhampton (WVH)	d	1904	1909	1922		1937	1942	1945		1955		2004	2008	2021		2034	2038	2042
Tame Bridge Parkway (TAB)	d	1921										2021						
Coseley (CSY)	d			1927										2026				
Tipton (TIP)	d			1930										2029				
Dudley Port (DDP)	d			1932										2031				
Sandwell & Dudley (SAD)	d			1936		1945		1955						2035			2047	
Smethwick Galton Bridge (SGB)	d		1919	1939						2004			2019	2038				
Smethwick Rolfe Street (SMR)	d			1941										2040				
Birmingham New Street (BHM)	a	1939	1929	1947		1955	1958	2005		2014		2037	2029	2047		2051	2057	2059
Birmingham New Street (BHM)	d	1930	1939		1953		2004	2010	2013		2030		2036		2050			2104
Adderley Park (ADD)	d								2018									
Stechford (SCF)	d								2022									
Lea Hall (LEH)	d								2025									
Marston Green (MGN)	d								2028						2058			
Birmingham International (BHI)	a	1939	1951		2002		2013	2019	2031		2039		2049		2101			2113
Birmingham International (BHI)	d	1940			2003		2014	2020	2032		2041				2102			2114
Hampton-in-Arden (HIA)	d				2006										2105			
Berkswell (BKW)	d				2011										2110			
Tile Hill (THL)	d				2014				2040						2113			
Canley (CNL)	d				2018										2117			
Coventry (COV)	d	1951			2021		2024a	2031	2045		2053				2120			2124a
Rugby (RUG)	a	2002			2031				2055		2104				2134			
Northampton (NMP)	a				2054				2121						2203			
Milton Keynes Central (MKC)	a							2100			2127							
Watford Junction (WFJ)	a	2041s									2203s							
London Euston (EUS)	a	2059						2148			2224							






Operator Train ID Days of operation/Notes 1st Class/Reservations/Bus Catering facilities	VT 1G81 H	LM 2Y28	LM 1G82 K	LM 2G82 F	VT 1B86	AW 1124 R	AW 1124 S	LM 2A37 B	LM 1N90	LM 2G26 D	LM 2Y30	AW 1126 T	LM 1G64 K	VT 1B89	AW 1128 N	XC 1G91 U	LM 2Y55 V	LM 2A39 B	
Wolverhampton (WVH)	d	2049		2056	2103	2106	2112	2112	2120		2136		2152	2156	2205	2211	2220		2224
Tame Bridge Parkway (TAB)	d				2120														
Coseley (CSY)	d							2125											2229
Tipton (TIP)	d							2128											2232
Dudley Port (DDP)	d							2130											2234
Sandwell & Dudley (SAD)	d				2117			2134		2146				2216					2238
Smethwick Galton Bridge (SGB)	d		2106			2123	2123	2137				2203	2207		2222				2241
Smethwick Rolfe Street (SMR)	d							2139											2243
Birmingham New Street (BHM)	a	2105		2116	2139	2126	2132	2133	2145		2155		2211	2214	2224	2232	2236		2249
Birmingham New Street (BHM)	d		2113			2130	2139	2139		2153		2210	2221		2230	2239			2248
Adderley Park (ADD)	d		2118									2215							2253
Stechford (SCF)	d		2121									2218							2256
Lea Hall (LEH)	d		2124									2221							2259
Marston Green (MGN)	d		2128							2201		2225							2303
Birmingham International (BHI)	a		2131		2139	2151	2151		2204		2228	2231		2239	2254				2306
Birmingham International (BHI)	d		2131		2140				2205		2228			2240					2306
Hampton-in-Arden (HIA)	d								2209		2231								
Berkswell (BKW)	d								2214		2236								
Tile Hill (THL)	d		2139						2217		2240								
Canley (CNL)	d								2221		2243								
Coventry (COV)	d		2144			2151			2226		2247			2251					2317
Rugby (RUG)	a		2154			2202			2236		2257			2302					2327
Northampton (NMP)	a		2217						2304		2318								2351
Milton Keynes Central (MKC)	a		2240			2235					2342			2336					
Watford Junction (WFJ)	a		2322			2305s					0024			0006s					
London Euston (EUS)	a		2343			2323					0045			0028					

NOTES (see introductory pages for explanation of train operator codes and standard symbols)

- a Arrival time
- d Departure time
- s Stops to set down only
- B To Walsall, see table 069
- D From Shrewsbury, see table 075
- F From Crewe, see table 076
- G From Manchester Piccadilly to Reading, see table 050
- H From Chester, see table 075
- J From Preston, see table 065
- K From Liverpool Lime Street, see table 076
- N From Aberystwyth/Pwllheli, see table 075
- P From Edinburgh, see table 065
- Q From Manchester Piccadilly to Southampton Central, see table 050
- R Runs from 18 September. From Chester, see table 075
- S Runs until 11 September. From Chester, see table 075
- T From Holyhead, see table 075
- U From Manchester Piccadilly, see table 076
- V From Rugeley Trent Valley, see table 069

Wolverhampton to Birmingham, Coventry and Rugby

Sundays

Operator Train ID Days of operation/Notes 1st Class/Reservations/Bus Catering facilities	VT 1B90	VT 9M62 P	LM 2G28 D	LM 2C57	LM 1G80 K	LM 2A41 B	XC 1G92 U
	1	1		1	1	1	1
	1	1		1	1	1	1
	1	1		1	1	1	1
Wolverhampton (WVH)  d	2235	2237	2247		2259	2304	2320
Tame Bridge Parkway (TAB) d							
Coseley (CSY) d						2309	
Tipton (TIP) d						2312	
Dudley Port (DDP) d						2314	
Sandwell & Dudley (SAD) d	2247		2256			2318	
Smethwick Galton Bridge (SGB)  d					2309	2321	
Smethwick Rolfe Street (SMR) d						2323	
Birmingham New Street (BHM)  a	2257	2300	2305		2316	2329	2336
Birmingham New Street (BHM)  d	2300			2314			
Adderley Park (ADD) d				2318			
Stechford (SCF) d				2322			
Lea Hall (LEH) d				2324			
Marston Green (MGN) d				2327			
Birmingham International (BHI) a	2311			2330			
Birmingham International (BHI) d	2312			2331			
Hampton-in-Arden (HIA) d				2334			
Berkswell (BKW) d				2339			
Tile Hill (THL) d				2342			
Canley (CNL) d				2345			
Coventry (COV) d	2322			2349a			
Rugby (RUG) a	2334						
Northampton (NMP) a	2356s						
Milton Keynes Central (MKC) a	0015s						
Watford Junction (WFJ) a	0045s						
London Euston (EUS)  a	0103						

NOTES (see introductory pages for explanation of train operator codes and standard symbols)

- a Arrival time
- d Departure time
- s Stops to set down only
- B To Walsall, see table 069
- D From Shrewsbury, see table 075
- K From Liverpool Lime Street, see table 076
- P From Edinburgh, see table 065
- U From Manchester Piccadilly, see table 076