

London to Kettering, Corby, Leicester, Nottingham, Derby, Chesterfield and Sheffield

Mondays to Fridays

Operator Train ID Days of operation/Notes 1st Class/Reservations/Bus Catering facilities	EM 1D86 MX 1◇ ↔	EM 1D64 MO 1◇ ↔	EM 1Y67 MX 1◇ ↔	EM 1F66 MO 1◇ ↔	EM 1F87 MX 1◇ ↔	EM MX ↔	EM 1D88 MX 1◇ ↔	EM MX ↔	EM 1Y69 MX 1◇ ↔	EM 1F89 MX 1◇ ↔	EM MX ↔	EM 1F00 1◇ ↔	EM 2L09 1◇ ↔	EM 1D01 1◇ ↔	EM 1F01 1◇ ↔	EM 1D01 1◇ ↔	EM 2L57 1◇ ↔	EM 1Y01 1◇ ↔
St Pancras International (STP) 15 d										0015								0545
Luton Airport Parkway (LTN) 7 d									0033	0052								0607
Luton (LUT) 10 d									0036	0056								0610
Bedford (BDM) 7 d									0100	0122								0626
Wellingborough (WEL) d				0010	0021				0111	0132								0637
Kettering (KET) a				0016	0036				0119	0141								0644
Kettering (KET) d			0004	0017	0037	0047	0055	0110	0120	0141	0151	0524		0606				0646
Corby (COR) d			0012a						0128a									0654a
Oakham (OKM) a																		
Melton Mowbray (MMO) a																		
Market Harborough (MHR) d				0027		0112a		0135a			0216a	0534		0616				
Leicester (LEI) a				0042	0124		0143			0229		0547		0630	0635	↔		
Leicester (LEI) d				0043	0130		0149			0236		0548	0632	0641	0636	0641		0638
Syston (SYS) d													0640	↔				0647
Sileby (SIL) d													0645					0652
Barrow Upon Soar (BWS) d													0649					0658
Loughborough (LBO) d		0008		0053	0140		0159					0558	0654a		0646	0652		0704
East Midlands Parkway (EMD) d	0004	0016		0100	0148		0207					0606			0653	0700		0713
Attenborough (ATB) d																		0721
Beeston (BEE) d	0016	0022					0213										0707	0725
Nottingham (NOT) 8 a	0022	0028					0219										0713	0732
Newark Castle (NCT) a																		0803
Lincoln (LCN) a																		0836
Grimsby Town (GMB) a																		
Long Eaton (LGE) d					0152							0610					0658	
Derby (DBY) 6 a				0110	0201					0256		0619			0707			
Chesterfield (CHD) a												0642			0725			
Sheffield (SHF) 7 a												0708			0738			

Operator Train ID Days of operation/Notes 1st Class/Reservations/Bus Catering facilities	EM 1F03 1◇ ↔	EM 1D06 1◇ ↔	EM 1Y03 1◇ ↔	EM 1F07 1◇ ↔	EM 2L59 1◇ ↔	EM 1D08 1◇ ↔	EM 2L59 1◇ ↔	EM 1Y05 1◇ ↔	EM 1F10 1◇ ↔	EM 1D11 1◇ ↔	EM 1Y07 1◇ ↔	EM 1F12 1◇ ↔	EM 2L61 1◇ ↔	EM 1D13 1◇ ↔	EM 2L61 1◇ ↔	EM 1Y09 1◇ ↔	EM 1F15 1◇ ↔	EM 1D16 1◇ ↔
St Pancras International (STP) 15 d	0559	0605	0617	0632		0635		0647	0702	0705	0718	0730		0735		0749	0803	0806
Luton Airport Parkway (LTN) 7 d			0643					0709			0742					0811		
Luton (LUT) 10 d			0646					0712			0745					0814		
Bedford (BDM) 7 d		0639	0701			0711		0728			0800					0830		
Wellingborough (WEL) d	0642		0713					0739	0751	0811						0841		
Kettering (KET) a		0653	0721			0726		0747	0757	0819				0825		0848		0854
Kettering (KET) d		0654	0722			0727		0748	0758	0820				0826		0849		0855
Corby (COR) d			0730a					0756a		0828a						0857a		
Oakham (OKM) a																		
Melton Mowbray (MMO) a																		
Market Harborough (MHR) d		0704				0737			0808					0836				0905
Leicester (LEI) a	0705	0718		0741		0749			0808	0822		0839		0848			0908	0919
Leicester (LEI) d	0706	0719		0742	0742	0750			0809	0825		0840	0841	0849			0909	0920
Syston (SYS) d					0749								0849					
Sileby (SIL) d					0754								0854					
Barrow Upon Soar (BWS) d					0758								0858					
Loughborough (LBO) d		0729		0752	0804		↔			0835		0850	0903		↔			0930
East Midlands Parkway (EMD) d		0737		0800	0813		0813			0842		0857	0912		0912			0938
Attenborough (ATB) d						↔		0819					↔		0918			
Beeston (BEE) d		0743						0823		0849					0922			0944
Nottingham (NOT) 8 a		0750				0815	0830			0856				0911	0928			0949
Newark Castle (NCT) a								0900										
Lincoln (LCN) a								0932										
Grimsby Town (GMB) a								1026										
Long Eaton (LGE) d				0804								0902						
Derby (DBY) 6 a		0728		0814					0830			0911						0930
Chesterfield (CHD) a		0746		0832					0851			0929						0948
Sheffield (SHF) 7 a		0759		0845					0904			0942						1001

For the complete service between London, Luton and Bedford see table 051
 For the complete service between Attenborough and Nottingham see table 056
 For the complete service between Nottingham, Lincoln and Grimsby see table 057
 For the complete service between Derby, Chesterfield and Sheffield see table 053

NOTES (see introductory pages for explanation of train operator codes and standard symbols)

- a Arrival time
- d Departure time
- MO Mondays only
- MX Not Mondays

London to Kettering, Corby, Leicester, Nottingham, Derby, Chesterfield and Sheffield

Mondays to Fridays

Operator Train ID 1st Class/Reservations/Bus Catering facilities	EM 1Y11	EM 1F17 1◇ ♣	EM 2L63	EM 1D18 1◇ ♣	EM 2L63	EM 1Y13	EM 1F20 1◇ ♣	EM 1D21 1◇ ♣	EM 1Y15	EM 1F22 1◇ ♣	EM 2L65	EM 1D23 1◇ ♣	EM 2L65	EM 1M15 1◇ ♣	EM 1F25 1◇ ♣	EM 1D26 1◇ ♣	EM 1Y17	EM 1F27 1◇ ♣
St Pancras International (STP) d	0818	0832		0835		0847	0902	0905	0915	0932		0935		0945	1002	1005	1015	1032
Luton Airport Parkway (LTN) d	0841					0912			0937					1007			1037	
Luton (LUT) d	0845					0915			0940					1011			1040	
Bedford (BDM) d	0901					0930			0956					1025			1056	
Wellingborough (WEL) d	0912					0942			1007					1036			1107	
Kettering (KET) a	0919			0925		0950		0955	1014			1021		1043		1052	1115	
Kettering (KET) d	0921			0926		0951		0956	1016			1022		1044		1053	1117	
Corby (COR) d	0929a					0959a			1024a					1055			1125a	
Oakham (OKM) a														1114				
Melton Mowbray (MMO) a														1126				
Market Harborough (MHR) d				0936				1006				1032				1103		
Leicester (LEI) a		0939		0948			1009	1019		1036		1046			1107	1117		1136
Leicester (LEI) d		0940	0944	0950			1010	1020		1037	1043	1047			1108	1118		1137
Syston (SYS) d			0952								1050							
Sileby (SIL) d			0957								1055							
Barrow Upon Soar (BWS) d			1002								1059							
Loughborough (LBO) d		0950	1007		←			1030		1047	1105		←			1128		1147
East Midlands Parkway (EMD) d		0958	1016		←	1016		1038		1054	1114		←	1114		1135		1154
Attenborough (ATB) d			←		→	1024					←		→	1120				
Beeston (BEE) d						1028			1044					1124			1142	
Nottingham (NOT) a				1011		1033			1050			1107	1132			1150		
Newark Castle (NCT) a						1057								1157				
Lincoln (LCN) a						1129								1227				
Grimsby Town (GMB) a						1223												
Long Eaton (LGE) d		1002								1059								1159
Derby (DBY) a		1011					1030			1108					1129			1208
Chesterfield (CHD) a		1029						1049		1126					1147			1228
Sheffield (SHF) a		1042						1105		1142					1201			1242

Operator Train ID 1st Class/Reservations/Bus Catering facilities	EM 2L67	EM 1D28 1◇ ♣	EM 2L67	EM 1Y19	EM 1F30 1◇ ♣	EM 1D31 1◇ ♣	EM 1Y21	EM 1F32 1◇ ♣	EM 2L69	EM 1D33 1◇ ♣	EM 2L69	EM 1Y23	EM 1F35 1◇ ♣	EM 1D36 1◇ ♣	EM 1Y25	EM 1F37 1◇ ♣	EM 2L71	EM 1D38 1◇ ♣
St Pancras International (STP) d		1035		1045	1102	1105	1115	1132		1135		1145	1202	1205	1215	1232		1235
Luton Airport Parkway (LTN) d				1107			1137					1207			1237			
Luton (LUT) d				1110			1140					1210			1240			
Bedford (BDM) d				1126			1156					1226			1256			
Wellingborough (WEL) d				1137			1207					1237			1307			
Kettering (KET) a		1121		1145		1153	1214			1220		1245		1252	1316			1321
Kettering (KET) d		1122		1146		1154	1216			1221		1246		1253	1317			1322
Corby (COR) d				1154a			1224a					1254a			1325a			
Oakham (OKM) a																		
Melton Mowbray (MMO) a																		
Market Harborough (MHR) d		1132				1204				1231				1305				1332
Leicester (LEI) a		1146			1206	1217		1234		1245			1305	1318		1335		1346
Leicester (LEI) d	1143	1147			1207	1218		1235	1243	1246			1307	1319		1336	1338	1347
Syston (SYS) d	1150								1250									1346
Sileby (SIL) d	1155								1255									1352
Barrow Upon Soar (BWS) d	1159								1259									1357
Loughborough (LBO) d	1205		←			1228		1247c	1305		←			1329		1346		1403
East Midlands Parkway (EMD) d	1214		←	1214		1235		1254	1314		←	1314		1336		1354		1413
Attenborough (ATB) d		→		1220					→			1320						→
Beeston (BEE) d				1224								1324						
Nottingham (NOT) a		1208		1231		1248				1307		1331		1350				1408
Newark Castle (NCT) a				1257								1356						
Lincoln (LCN) a				1330								1425						
Grimsby Town (GMB) a				1424														
Long Eaton (LGE) d								1259										1358
Derby (DBY) a						1227		1308					1327					1407
Chesterfield (CHD) a						1246		1327					1346					1428
Sheffield (SHF) a						1300		1342					1400					1442

NOTES (see introductory pages for explanation of train operator codes and standard symbols)

- a Arrival time
- d Departure time
- c Arrives 3 minutes earlier

London to Kettering, Corby, Leicester, Nottingham, Derby, Chesterfield and Sheffield

Mondays to Fridays

Operator Train ID 1st Class/Reservations/Bus Catering facilities	EM 2L71	EM 1Y27	EM 1F40 1◇ ⌘	EM 1D41 1◇ ⌘	EM 1Y29	EM 1F42 1◇ ⌘	EM 1D43 1◇ ⌘	EM 1Y31	EM 1F45 1◇ ⌘	EM 1D46 1◇ ⌘	EM 1Y33	EM 1F47 1◇ ⌘	EM 2L75	EM 1D48 1◇ ⌘	EM 2L75	EM 1Y35	EM 1F50 1◇ ⌘	EM 1D51 1◇ ⌘
St Pancras International (STP) d		1245	1302	1305	1315	1332	1335	1345	1402	1405	1415	1432		1435		1445	1502	1505
Luton Airport Parkway (LTN) d		1307			1337			1407			1437					1507		
Luton (LUT) d		1310			1340			1410			1440					1510		
Bedford (BDM) d		1326			1356			1426			1456					1526		
Wellingborough (WEL) d		1337			1408			1437			1508					1537		
Kettering (KET) a		1344		1352	1416		1421	1445		1452	1515			1521		1545		1551
Kettering (KET) d		1346		1353	1417		1422	1446		1453	1516			1522		1546		1552
Corby (COR) d		1356a			1425a			1454a			1524a					1554a		
Oakham (OKM) a																		
Melton Mowbray (MMO) a																		
Market Harborough (MHR) d				1404			1432			1503				1532				1602
Leicester (LEI) a			1405	1417		1436	1446		1505	1516		1536		1546			1606	1615
Leicester (LEI) d			1407	1418		1437	1447		1507	1517		1537	1539	1547			1607	1617
Syston (SYS) d													1547					
Sileby (SIL) d													1553					
Barrow Upon Soar (BWS) d													1558					
Loughborough (LBO) d				1428		1447				1528		1547	1603					1627
East Midlands Parkway (EMD) d	1413			1435		1454				1535		1554	1613		1613			1634
Attenborough (ATB) d	1419													1620				
Beeston (BEE) d	1422			1442						1542				1624				1641
Nottingham (NOT) a	1432			1448			1507			1548			1607	1632				1650
Newark Castle (NCT) a	1457															1700		
Lincoln (LCN) a	1530															1731		
Grimsby Town (GMB) a	1625															1826		
Long Eaton (LGE) d						1459						1559						
Derby (DBY) a			1428			1508			1528			1609						1628
Chesterfield (CHD) a			1446			1527			1547			1628						1646
Sheffield (SHF) a			1500			1542			1600			1642						1700

Operator Train ID Days of operation/Notes 1st Class/Reservations/Bus Catering facilities	EM 1Y37	EM 1F52 1◇ ⌘	EM 2L77	EM 1D53 1◇ ⌘	EM 2L77	EM 1Y39	EM 1F55 1◇ ⌘	EM 1D90 1◇ ⌘	EM 1Y41	EM 1F56 1◇ ⌘	EM 2L79 A	EM 1D92 1◇ ⌘	EM 2L79 A	EM 1Y43	EM 1F60 1◇ ⌘	EM 1D61 1◇ ⌘	EM 1Y45	EM 1F62 1◇ ⌘	
St Pancras International (STP) d	1515	1532		1535		1545	1602	1605	1617	1632			1635		1647	1702	1705	1717	1732
Luton Airport Parkway (LTN) d	1537					1608		1609	1639					1709				1741	
Luton (LUT) d	1540					1611		1642						1712				1744	
Bedford (BDM) d	1556					1627		1658						1728				1800	
Wellingborough (WEL) d	1607					1638		1709						1739				1811	
Kettering (KET) a	1614			1621		1646		1651	1717			1725		1746		1756		1819	
Kettering (KET) d	1615			1622		1647		1652	1718			1726		1748		1758		1820	
Corby (COR) d	1623a					1655a		1726a						1756a				1828a	
Oakham (OKM) a																			
Melton Mowbray (MMO) a																			
Market Harborough (MHR) d				1632				1703				1737						1808	
Leicester (LEI) a		1636		1646			1705	1717		1739		1749			1809	1822		1840	
Leicester (LEI) d		1637	1643	1647			1706	1718		1741	1743	1751			1811	1823		1841	
Syston (SYS) d			1650								1750								
Sileby (SIL) d			1655								1755								
Barrow Upon Soar (BWS) d			1659								1759								
Loughborough (LBO) d		1647	1705		←			1728		1751	1805		1805				1834		1851
East Midlands Parkway (EMD) d	1654	1714		1714				1737		1758	→	1804	1816c				1841		1859
Attenborough (ATB) d			→										1822						
Beeston (BEE) d				1724			1744						1825				1849		
Nottingham (NOT) a				1708	1731		1751					1817	1833				1855		
Newark Castle (NCT) a					1801								1902						
Lincoln (LCN) a					1834								1931						
Grimsby Town (GMB) a													2026						
Long Eaton (LGE) d		1659								1804									1903
Derby (DBY) a		1708					1728			1813						1834			1912
Chesterfield (CHD) a		1728					1747			1835						1852			1931
Sheffield (SHF) a		1744					1801			1848						1916			1945

NOTES (see introductory pages for explanation of train operator codes and standard symbols)

- a Arrival time
- d Departure time
- c Arrives 3 minutes earlier
- A To Cleethorpes, see table 057

London to Kettering, Corby, Leicester, Nottingham, Derby, Chesterfield and Sheffield

Mondays to Fridays

Operator Train ID Days of operation/Notes 1st Class/Reservations/Bus Catering facilities	EM 1D63	EM 1Y47	EM 1F65	EM 1D66	EM 1Y49	EM 1F67	EM 2L83 A	EM 1D99	EM 1M51	EM 2L83 A	EM 1Y51	EM 1F70	EM 1D71	EM 1Y53	EM 1F72	EM 2L85	EM 1D73	EM 2L85
St Pancras International (STP)	1735	1747	1802	1805	1817	1832		1835			1847	1902	1905	1915	1932		1935	
Luton Airport Parkway (LTN)		1812			1842						1909			1937				
Luton (LUT)		1815			1845						1912			1940				
Bedford (BDM)		1830			1901						1928			1956				
Wellingborough (WEL)		1842			1912						1939			2007				
Kettering (KET)	1824	1850		1856	1919			1927			1947		1955	2015			2024	
Kettering (KET)	1826	1851		1857	1920			1933	1938		1948		1956	2016			2026	
Corby (COR)		1859a			1928a				1947		1956a			2024a				
Oakham (OKM)									2006									
Melton Mowbray (MMO)									2017									
Market Harborough (MHR)	1836			1907				1944					2006				2036	
Leicester (LEI)	1848		1909	1920		1940		1956				2009	2019		2040		2048	
Leicester (LEI)	1850		1910	1921		1941	1944	1957				2010	2020		2041	2041	2050	
Syston (SYS)							1951									2048		
Sileby (SIL)							1956									2053		
Barrow Upon Soar (BWS)							2000									2057		
Loughborough (LBO)				1931		1951	2006	2007				2031		2051	2103			2103
East Midlands Parkway (EMD)	1903			1938		1959	2015			2015		2038		2058		2104		2113
Attenborough (ATB)										2020								2121
Beeston (BEE)				1947						2024			2046					2125
Nottingham (NOT)	1913			1956				2025		2030		2053					2114	2131
Newark Castle (NCT)										2059								2203
Lincoln (LCN)										2129								2234
Grimsby Town (GMB)										2223								
Long Eaton (LGE)						2003									2103			
Derby (DBY)			1931			2012						2031			2112			
Chesterfield (CHD)			1949			2031						2051			2131			
Sheffield (SHF)			2005			2047						2116			2144			

Operator Train ID Days of operation/Notes 1st Class/Reservations/Bus Catering facilities	EM 1Y55	EM 1F75	EM 1D96	EM 1Y57	EM 2K32 B	EM 1F77	EM 1D94	EM 2K32 B	EM 1Y59	EM 1F80	EM 1D81	EM 1Y61	EM 1F82	EM 1D83	EM 2L87	EM 1Y63	EM 1Y65	EM 1F85
St Pancras International (STP)	1945	2002	2005	2015		2031	2034		2045	2102	2105	2115	2132	2135		2145	2215	2232
Luton Airport Parkway (LTN)				2037					2107			2137				2207	2238	
Luton (LUT)	2010			2040					2110			2140				2210	2241	
Bedford (BDM)	2026			2056					2126			2156				2226	2256	
Wellingborough (WEL)	2037			2107					2138			2208				2237	2308	
Kettering (KET)	2047		2055	2115			2120		2146		2152	2215		2221		2245	2316	
Kettering (KET)	2048		2057	2116			2121		2147		2153	2217		2222		2247	2317	
Corby (COR)	2056a			2124a					2155a			2225a				2255a	2325a	
Oakham (OKM)																		
Melton Mowbray (MMO)																		
Market Harborough (MHR)			2107				2131				2203			2232				
Leicester (LEI)		2110	2122			2136	2145			2205	2215		2237	2245				2336
Leicester (LEI)		2111	2123		2130	2137	2146			2206	2218		2238	2246	2251			2337
Syston (SYS)					2137										2259			
Sileby (SIL)					2142										2304			
Barrow Upon Soar (BWS)					2146				2146									
Loughborough (LBO)						2147			2152		2228		2248		2310			2347
East Midlands Parkway (EMD)			2133			2154			2211e		2235		2256	2300	2318			2354
Attenborough (ATB)									2217									2323
Beeston (BEE)				2149					2220				2242					2327
Nottingham (NOT)			2155				2207		2227		2248			2310	2334			
Newark Castle (NCT)							2242											
Lincoln (LCN)							2313											
Grimsby Town (GMB)																		
Long Eaton (LGE)						2159							2300					2359
Derby (DBY)		2131				2210				2228			2309					0008
Chesterfield (CHD)		2150				2228				2246			2328					0026
Sheffield (SHF)		2204				2242				2301			2341					0039









NOTES (see introductory pages for explanation of train operator codes and standard symbols)

- a Arrival time
- d Departure time
- e Arrives 11 minutes earlier

- A To Cleethorpes, see table 057
- B From Peterborough, see table 054

London to Kettering, Corby, Leicester, Nottingham, Derby, Chesterfield and Sheffield

Mondays to Fridays

Operator Train ID Days of operation/Notes 1st Class/Reservations/Bus Catering facilities	EM	EM	EM	EM	EM	EM	EM	EM	EM
	1D86	1Y67	1F87	TSM	1D88	TSM	1Y69	1F89	TSM
	1◇		1◇	1◇	1◇	1◇		1◇	1◇
St Pancras International (STP)  d	2235	2247	2305		2335		2355	0015	
Luton Airport Parkway (LTN)  d		2318	2346				0033	0052	
Luton (LUT)  d		2321					0036	0056	
Bedford (BDM)  d		2343					0100	0122	
Wellingborough (WEL) d		2355	0021				0111	0132	
Kettering (KET) a	2321	0002	0036		0054		0119	0141	
Kettering (KET) d	2322	0004	0037	0047	0055	0110	0120	0141	0151
Corby (COR) d		0012a					0128a		
Oakham (OKM) a									
Melton Mowbray (MMO) a									
Market Harborough (MHR) d	2332			0112a		0135a			0216a
Leicester (LEI) a	2345		0124		0143			0229	
Leicester (LEI) d	2346		0130		0149			0236	
Syston (SYS) d									
Sileby (SIL) d									
Barrow Upon Soar (BWS) d									
Loughborough (LBO) d	2356		0140		0159				
East Midlands Parkway (EMD)  d	0004		0148		0207				
Attenborough (ATB) d									
Beeston (BEE) d	0016				0213				
Nottingham (NOT)  a	0022				0219				
Newark Castle (NCT) a									
Lincoln (LCN) a									
Grimsby Town (GMB) a									
Long Eaton (LGE) d			0152						
Derby (DBY)  a			0201					0256	
Chesterfield (CHD) a									
Sheffield (SHF)  a									

NOTES (see introductory pages for explanation of train operator codes and standard symbols)

- a Arrival time
- d Departure time

TSM Tuesday to Saturday mornings

London to Kettering, Corby, Leicester, Nottingham, Derby, Chesterfield and Sheffield

Saturdays

Operator Train ID 1st Class/Reservations/Bus Catering facilities	EM 1D86 1 1/2	EM 1Y67 1 1/2	EM 1F87 1 1/2	EM 1D88 1 1/2	EM 1Y69 1 1/2	EM 1F89 1 1/2	EM 1F00 1 1/2	EM 1Y99 1 1/2	EM 1D01 1 1/2	EM 1F03 1 1/2	EM 1D01 1 1/2	EM 2L57 1 1/2	EM 1F05 1 1/2	EM 1D06 1 1/2	EM 1Y03 1 1/2
St Pancras International (STP) d						0015				0530			0600	0605	0608
Luton Airport Parkway (LTN) d						0033	0052								0630
Luton (LUT) d						0036	0056								0633
Bedford (BDM) d						0100	0122							0638	0649
Wellingborough (WEL) d			0021			0111	0132						0642		0701
Kettering (KET) a			0036			0119	0141							0652	0709
Kettering (KET) d		0004	0037	0047	0055	0110	0120	0141	0151	0526	0555	0610		0653	0710
Corby (COR) d		0012a				0128a					0603a				0718a
Oakham (OKM) a															
Melton Mowbray (MMO) a															
Market Harborough (MHR) d				0112a		0135a		0216a	0536		0620				0704
Leicester (LEI) a			0124		0143		0229	0550	0634	0638			0706	0718	
Leicester (LEI) d			0130		0149		0236	0551	0646	0639	0646	0643	0707	0719	
Syston (SYS) d												0650			
Sileby (SIL) d												0655			
Barrow Upon Soar (BWS) d												0659			
Loughborough (LBO) d			0140		0159			0601		0649	0656	0706	0717	0729	
East Midlands Parkway (EMD) d	0004		0148		0207			0608		0657	0704	0715	0724	0737	
Attenborough (ATB) d														0723	
Beeston (BEE) d	0016				0213							0713	0727		0743
Nottingham (NOT) a	0022				0219							0719	0734		0751
Newark Castle (NCT) a														0800	
Lincoln (LCN) a														0830	
Grimsby Town (GMB) a															
Long Eaton (LGE) d			0152					0613		0701					
Derby (DBY) a			0201				0256	0622		0709				0735	
Chesterfield (CHD) a								0644		0728				0753	
Sheffield (SHF) a								0708		0743				0806	









Operator Train ID 1st Class/Reservations/Bus Catering facilities	EM 1F07 1 1/2	EM 1D08 1 1/2	EM 1Y05 1 1/2	EM 1F10 1 1/2	EM 1D11 1 1/2	EM 1Y07 1 1/2	EM 1F12 1 1/2	EM 2L61 1 1/2	EM 1D13 1 1/2	EM 2L61 1 1/2	EM 1Y09 1 1/2	EM 1F15 1 1/2	EM 1D16 1 1/2	EM 1Y11 1 1/2	EM 1F17 1 1/2	EM 2L63 1 1/2	EM 1D18 1 1/2	EM 2L63 1 1/2
St Pancras International (STP) d	0630	0633	0646	0702	0705	0715	0732		0735		0745	0802	0805	0815	0832		0835	
Luton Airport Parkway (LTN) d			0708		0737						0807		0837					
Luton (LUT) d			0711		0740						0810		0840					
Bedford (BDM) d		0706	0727		0739	0756					0826		0856					
Wellingborough (WEL) d			0738		0750	0808					0838		0908					
Kettering (KET) a		0720	0746		0756	0815			0821		0845		0852	0915			0921	
Kettering (KET) d		0721	0748		0757	0816			0822		0846		0854	0916			0922	
Corby (COR) d			0757a			0824a					0854a		0924a					
Oakham (OKM) a																		
Melton Mowbray (MMO) a																		
Market Harborough (MHR) d		0731			0807				0832				0904				0932	
Leicester (LEI) a	0733	0744		0806	0820		0836		0845			0905	0916				0945	
Leicester (LEI) d	0734	0745		0807	0821		0837	0843	0846			0906	0917		0937	0943	0946	
Syston (SYS) d								0850								0951		
Sileby (SIL) d								0855								0956		
Barrow Upon Soar (BWS) d								0859								1000		
Loughborough (LBO) d	0744	0755		0831		0847		0905					0927		0947	1005		
East Midlands Parkway (EMD) d	0753			0838		0854	0916c			0916c			0935		0954	1014		1014
Attenborough (ATB) d										0922								1025
Beeston (BEE) d				0845						0926			0941					1029
Nottingham (NOT) a		0811		0852					0909	0933			0948				1009	1036
Newark Castle (NCT) a										0956								1100
Lincoln (LCN) a										1026								1130
Grimsby Town (GMB) a																		1225
Long Eaton (LGE) d	0757						0859								0959			
Derby (DBY) a	0806			0827		0908						0927			1008			
Chesterfield (CHD) a	0828			0846		0930						0945			1028			
Sheffield (SHF) a	0844			0900		0945						1000			1041			









NOTES (see introductory pages for explanation of train operator codes and standard symbols)

- a Arrival time
- d Departure time
- c Arrives 3 minutes earlier

London to Kettering, Corby, Leicester, Nottingham, Derby, Chesterfield and Sheffield

Saturdays

Operator Train ID 1st Class/Reservations/Bus Catering facilities	EM 1Y13	EM 1F20 1◇ ⌘	EM 1D21 1◇ ⌘	EM 1Y15	EM 1F22 1◇ ⌘	EM 2L65	EM 1D23 1◇ ⌘	EM 2L65	EM 1Y17	EM 1F25 1◇ ⌘	EM 1D26 1◇ ⌘	EM 1Y19	EM 1F27 1◇ ⌘	EM 2L67	EM 1D28 1◇ ⌘	EM 2L67	EM 1Y21	EM 1F30 1◇ ⌘
St Pancras International (STP)  d	0845	0902	0905	0915	0932		0935		0945	1002	1005	1015	1032		1035		1045	1102
Luton Airport Parkway (LTN)  d	0907			0937					1007			1037					1107	
Luton (LUT)  d	0910			0940					1010			1040					1110	
Bedford (BDM)  d	0926			0956					1026			1056					1126	
Wellingborough (WEL) d	0938			1008					1038			1108					1138	
Kettering (KET) a	0945		0952	1015			1021		1045		1052	1115			1121		1145	
Kettering (KET) d	0946		0953	1016			1022		1046		1054	1116			1122		1146	
Corby (COR) d	0954a			1024a					1054a			1124a					1154a	
Oakham (OKM) a																		
Melton Mowbray (MMO) a																		
Market Harborough (MHR) d			1003				1032				1104				1132			
Leicester (LEI) a		1005	1016		1036		1045			1105	1116		1136		1145			1206
Leicester (LEI) d		1006	1018		1037	1042	1046			1106	1117		1137	1143	1147			1207
Syston (SYS) d						1050								1150				
Sileby (SIL) d						1055								1155				
Barrow Upon Soar (BWS) d						1059								1159				
Loughborough (LBO) d			1028		1047	1104		←			1127	1147	1205		←			
East Midlands Parkway (EMD)  d			1035		1054	1113		←			1135	1154	1213		←			
Attenborough (ATB) d						←		1119						←				1220
Beeston (BEE) d			1042					1123			1141							1224
Nottingham (NOT)  a			1049				1109	1201			1148				1211		1233	
Newark Castle (NCT) a								1205										1300
Lincoln (LCN) a								1230										1332
Grimsby Town (GMB) a																		1428
Long Eaton (LGE) d					1059							1159						
Derby (DBY)  a		1027			1108					1127			1208					1227
Chesterfield (CHD) a		1045			1129					1145			1227					1246
Sheffield (SHF)  a		1058			1142					1158			1243					1259

Operator Train ID 1st Class/Reservations/Bus Catering facilities	EM 1D31 1◇ ⌘	EM 1Y23	EM 1F32 1◇ ⌘	EM 2L69	EM 1D33 1◇ ⌘	EM 2L69	EM 1Y25	EM 1F35 1◇ ⌘	EM 1D36 1◇ ⌘	EM 1Y27	EM 1F37 1◇ ⌘	EM 2L71	EM 1D38 1◇ ⌘	EM 2L71	EM 1Y29	EM 1F40 1◇ ⌘	EM 1D41 1◇ ⌘	EM 1Y31
St Pancras International (STP)  d	1105	1115	1132		1135		1145	1202	1205	1215	1232		1235		1245	1302	1305	1315
Luton Airport Parkway (LTN)  d		1137					1207			1237					1307			1337
Luton (LUT)  d		1140					1210			1240					1310			1340
Bedford (BDM)  d		1156					1226			1256					1326			1356
Wellingborough (WEL) d		1208					1238			1308					1338			1408
Kettering (KET) a	1152	1215			1221		1245		1252	1315			1321		1345		1352	1415
Kettering (KET) d	1153	1216			1222		1246		1254	1316			1322		1346		1353	1416
Corby (COR) d		1224a					1254a			1324a					1354a			1424a
Oakham (OKM) a																		
Melton Mowbray (MMO) a																		
Market Harborough (MHR) d	1203				1232				1304				1332					1403
Leicester (LEI) a	1216		1236		1245			1305	1317		1336		1345			1405	1416	
Leicester (LEI) d	1217		1237	1243	1246			1306	1318		1337	1343	1346			1406	1418	
Syston (SYS) d				1250								1350						
Sileby (SIL) d				1255								1355						
Barrow Upon Soar (BWS) d				1259								1359						
Loughborough (LBO) d	1227		1247	1305		←			1328		1347	1405		←				1428
East Midlands Parkway (EMD)  d	1235		1254	1313		←			1335		1354	1413		←				1435
Attenborough (ATB) d				←		1320						←		1420				
Beeston (BEE) d	1241					1324			1342					1423				1442
Nottingham (NOT)  a	1248				1309	1334			1349				1408	1433				1448
Newark Castle (NCT) a						1400								1502				
Lincoln (LCN) a						1429								1532				
Grimsby Town (GMB) a														1628				
Long Eaton (LGE) d			1259								1359							
Derby (DBY)  a			1308					1327			1408					1427		
Chesterfield (CHD) a			1328					1346			1426					1445		
Sheffield (SHF)  a			1343					1400			1444					1500		

NOTES (see introductory pages for explanation of train operator codes and standard symbols)

- a Arrival time
- d Departure time

London to Kettering, Corby, Leicester, Nottingham, Derby, Chesterfield and Sheffield

Saturdays

Operator Train ID Days of operation/Notes 1st Class/Reservations/Bus Catering facilities	EM 1F42	EM 1D43	EM 1Y33	EM 1F45	EM 1D46	EM 1Y35	EM 1F47	EM 2L75	EM 1D48	EM 2L75	EM 1Y37	EM 1F50	EM 1D51	EM 1Y39	EM 1F52	EM 2L77 A	EM 1D53	EM 2L77 A
St Pancras International (STP)	1332	1335	1345	1402	1405	1415	1432		1435		1445	1502	1505	1515	1532		1535	
Luton Airport Parkway (LTN)			1407			1437					1507			1537				
Luton (LUT)			1410			1440					1510			1540				
Bedford (BDM)			1426			1456					1526			1556				
Wellingborough (WEL)			1438			1508					1538			1608				
Kettering (KET)		1421	1445		1452	1515			1521		1545		1552	1615			1621	
Kettering (KET)		1422	1446		1453	1516			1522		1546		1553	1616			1622	
Corby (COR)			1454a			1524a					1554a			1624a				
Oakham (OKM)																		
Melton Mowbray (MMO)																		
Market Harborough (MHR)		1432			1503				1532				1603				1632	
Leicester (LEI)	1435	1445		1505	1516		1536		1545			1605	1616		1635		1645	
Leicester (LEI)	1436	1446		1506	1518		1537	1543	1546			1606	1618		1636	1643	1646	
Syston (SYS)								1550								1650		
Sileby (SIL)								1555								1655		
Barrow Upon Soar (BWS)								1559								1659		
Loughborough (LBO)	1446				1528		1547	1605		↔			1628		1646	1705		↔
East Midlands Parkway (EMD)	1454				1535		1554	1614		1614			1635		1654	1715		1715
Attenborough (ATB)									↔	1622						↔		1723
Beeston (BEE)					1542					1626			1642					1727
Nottingham (NOT)		1508			1549				1609	1631			1648				1709	1733
Newark Castle (NCT)										1659								1802
Lincoln (LCN)										1729								1832
Grimsby Town (GMB)										1825								1930
Long Eaton (LGE)	1458						1559								1658			
Derby (DBY)	1507			1527			1608					1627			1708			
Chesterfield (CHD)	1526			1545			1627					1645			1730			
Sheffield (SHF)	1542			1600			1642					1658			1745			

Operator Train ID Days of operation/Notes 1st Class/Reservations/Bus Catering facilities	EM 1Y41	EM 1F55	EM 1D56	EM 1Y43	EM 1F57	EM 2L79	EM 1D58	EM 2L79	EM 1Y45	EM 1F60	EM 1D61	EM 1Y47	EM 1F62	EM 1D63	EM 1Y49	EM 1F65	EM 1D66	EM 1Y51
St Pancras International (STP)	1545	1602	1605	1615	1632		1635		1645	1702	1705	1715	1732	1735	1745	1802	1805	1815
Luton Airport Parkway (LTN)				1637					1707			1737			1807			1837
Luton (LUT)				1640					1710			1740			1810			1840
Bedford (BDM)				1626	1656				1726			1756			1826			1856
Wellingborough (WEL)				1638	1708				1738			1808			1838			1908
Kettering (KET)				1645	1650	1715		1721	1745		1751	1815		1821	1845		1851	1915
Kettering (KET)		1646	1652	1716			1722		1746		1752	1816		1822	1846		1852	1916
Corby (COR)		1654a		1724a					1754a			1824a			1854a			1924a
Oakham (OKM)																		
Melton Mowbray (MMO)																		
Market Harborough (MHR)			1704c				1732				1803			1832			1903	
Leicester (LEI)		1705	1717		1735		1744			1805	1816		1835	1845		1905	1916	
Leicester (LEI)		1706	1718		1736	1742	1745			1806	1818		1836	1846		1906	1918	
Syston (SYS)						1750												
Sileby (SIL)						1755												
Barrow Upon Soar (BWS)						1759												
Loughborough (LBO)			1728		1746	1804		↔			1828		1846				1928	
East Midlands Parkway (EMD)			1735		1753	1813		1813			1835		1854				1935	
Attenborough (ATB)							↔	1819										
Beeston (BEE)								1823			1842						1942	
Nottingham (NOT)			1742				1807	1832			1849			1909			1948	
Newark Castle (NCT)								1901										
Lincoln (LCN)								1931										
Grimsby Town (GMB)																		
Long Eaton (LGE)					1758								1900					
Derby (DBY)		1726			1807					1827			1909			1927		
Chesterfield (CHD)		1745			1828					1845			1928			1945		
Sheffield (SHF)		1758			1843					1900			1942			2000		

NOTES (see introductory pages for explanation of train operator codes and standard symbols)

- a Arrival time
- d Departure time
- c Arrives 3 minutes earlier
- A To Cleethorpes, see table 057

London to Kettering, Corby, Leicester, Nottingham, Derby, Chesterfield and Sheffield

Saturdays

Operator Train ID 1st Class/Reservations/Bus Catering facilities	EM 1F67 11◇ ⌘	EM 2L83	EM 1D68 11◇ ⌘	EM 2L83	EM 1Y53	EM 1F70 11◇ ⌘	EM 1D71 11◇ ⌘	EM 1Y55	EM 1F72 11◇ ⌘	EM 2L85	EM 1D73 11◇ ⌘	EM 2L85	EM 1Y57	EM 1F75 11◇ ⌘	EM 1D96 11◇ ⌘	EM 1Y59	EM 1F77 11◇ ⌘	EM 2L87
St Pancras International (STP) d	1832		1835		1845	1902	1905	1915	1932		1935		1945	2002	2005	2015	2032	
Luton Airport Parkway (LTN) d					1907			1937					2007			2037		
Luton (LUT) d					1910			1940					2010			2040		
Bedford (BDM) d					1926			1956					2026			2056		
Wellingborough (WEL) d					1938			2008					2038			2108		
Kettering (KET) a			1921		1945		1952	2015			2021		2045		2052	2115		
Kettering (KET) d			1922		1946		1954	2016			2022		2046		2053	2116		
Corby (COR) d					1954a			2024a					2054a			2124a		
Oakham (OKM) a																		
Melton Mowbray (MMO) a																		
Market Harborough (MHR) d			1932				2004				2032				2103			
Leicester (LEI) a	1935		1944			2005	2017		2036		2045			2105	2116		2135	
Leicester (LEI) d	1936	1943	1946			2006	2018		2037	2043	2046			2106	2117		2136	2143
Syston (SYS) d		1950								2050								2150
Sileby (SIL) d		1955								2055								2155
Barrow Upon Soar (BWS) d		1959								2059								2159
Loughborough (LBO) d	1946	2005		←			2028		2047	2105		←	2105			2128	2146	2205
East Midlands Parkway (EMD) d	1954	2013		←	2013		2035		2054	←	2100	←	2114			2136	2154	2214
Attenborough (ATB) d		←		←	2019								2120					←
Beeston (BEE) d					2023		2042						2124			2142		
Nottingham (NOT) a			2009		2029		2048				2110		2130		2148			
Newark Castle (NCT) a					2057								2205					
Lincoln (LCN) a					2127								2229					
Grimsby Town (GMB) a																		
Long Eaton (LGE) d	1959								2059								2200	
Derby (DBY) a	2007					2028			2108					2121			2211	
Chesterfield (CHD) a	2026					2047			2127					2149			2230	
Sheffield (SHF) a	2040					2101			2141					2202			2243	

Operator Train ID 1st Class/Reservations/Bus Catering facilities	EM 1D78 11◇ ⌘	EM 2L87	EM 1Y61	EM 1F80 11◇ ⌘	EM 1D81 11◇ ⌘	EM 1Y63	EM 1F82 11◇ ⌘	EM 1D83 11◇ ⌘	EM 1Y65	EM 1F85 11◇ ⌘	EM 2L89	EM 1Y67	EM 1D86 11◇ ⌘	EM 1Y69	EM		
St Pancras International (STP) d	2035		2045	2102	2105	2115	2132	2135	2145	2215			2218	2232		2235	
Luton Airport Parkway (LTN) d			2107			2137			2207				2240				
Luton (LUT) d			2110			2140			2210				2243				
Bedford (BDM) d			2126			2156			2228				2259			2316	
Wellingborough (WEL) d			2138			2208			2240				2310			2335a	2345
Kettering (KET) a	2121		2145		2152	2215		2224	2247	2302			2319	2318			
Kettering (KET) d	2122		2146		2153	2216		2225	2248	2304			2319	2329			
Corby (COR) d			2154a			2224a			2256a				2349a			0030a	
Oakham (OKM) a																	
Melton Mowbray (MMO) a																	
Market Harborough (MHR) d	2132				2203			2235	2248	2314			2329				
Leicester (LEI) a	2145			2205	2217		2235	2248	2327	2342			2342				
Leicester (LEI) d	2146			2206	2218		2236	2249	2328	2333			2345				
Syston (SYS) d																	
Sileby (SIL) d																	
Barrow Upon Soar (BWS) d																	
Loughborough (LBO) d		←			2228		2246	2259		2338	2344		2355				
East Midlands Parkway (EMD) d		←	2214		2235		2254	2306		2345	2352		0002				
Attenborough (ATB) d			2220										2357				
Beeston (BEE) d			2224		2242								0012				
Nottingham (NOT) a	2207	2230			2248			2316					0018				
Newark Castle (NCT) a																	
Lincoln (LCN) a																	
Grimsby Town (GMB) a																	
Long Eaton (LGE) d													0037				
Derby (DBY) a				2227			2304			2355			0046				
Chesterfield (CHD) a				2245			2322										
Sheffield (SHF) a				2258			2334										

NOTES (see introductory pages for explanation of train operator codes and standard symbols)

- a Arrival time
- d Departure time

London to Kettering, Corby, Leicester, Nottingham, Derby, Chesterfield and Sheffield

Sundays

Operator Train ID 1st Class/Reservations/Bus Catering facilities	EM 1D86 11	EM 1F01 11	EM 1Y01 11	EM 1Y03 11	EM 1D03 11	EM 1F04 11	EM 1Y05 11	EM 1D06 11	EM 1F07 11	EM 1Y07 11	EM 1D09 11	EM 1Y09 11	EM 1D11 11	EM 1F11 11	EM 1Y11 11	EM 1D14 11	EM 1Y13 11	EM 1F16 11
St Pancras International (STP) d					0900	0930		1000	1030		1100		1130	1202	1214	1234		1302
Luton Airport Parkway (LTN) d					0932	1002		1032	1102		1132		1202		1236	1257		
Luton (LUT) d					0936			1036			1136				1239			
Bedford (BDM) d					1000	1030		1100	1130		1200		1224		1255	1311		
Wellingborough (WEL) d					1012	1042		1112	1142		1212		1235		1307	1323		
Kettering (KET) a					1018	1048		1118	1148		1218		1241		1315	1329		
Kettering (KET) d			0945	1015	1019	1049	1100	1119	1149	1202	1219	1230	1242		1316	1330	1348	
Corby (COR) d			0953a	1023a			1108a			1210a		1238a			1324a		1356a	
Oakham (OKM) a																		
Melton Mowbray (MMO) a																		
Market Harborough (MHR) d					1029	1059		1129	1159		1229		1252	1257		1340		1355
Leicester (LEI) a					1043	1113		1143	1216		1243		1306	1311		1354		1409
Leicester (LEI) d		1015			1044	1114		1144	1218		1244		1308	1313		1356		1411
Syston (SYS) d																		
Sileby (SIL) d																		
Barrow Upon Soar (BWS) d																		
Loughborough (LBO) d		1025			1054	1124		1154	1228		1254			1323		1406		1421
East Midlands Parkway (EMD) d	0002	1032			1102	1132		1202	1235		1302			1330		1414		1428
Attenborough (ATB) d																		
Beeston (BEE) d	0012				1108			1208			1308					1421		
Nottingham (NOT) a	0018				1115			1214			1315		1329			1427		
Newark Castle (NCT) a																		
Lincoln (LCN) a																		
Grimsby Town (GMB) a																		
Long Eaton (LGE) d	0037	1037				1136			1240					1335				1433
Derby (DBY) a	0046	1048				1145			1250					1344				1442
Chesterfield (CHD) a		1111				1209			1310					1409				1510
Sheffield (SHF) a		1126				1224			1327					1429				1527










Operator Train ID 1st Class/Reservations/Bus Catering facilities	EM 1Y15 11	EM 1D18 11	EM 1Y17 11	EM 1F20 11	EM 1Y19 11	EM 1D22 11	EM 1Y21 11	EM 1F24 11	EM 1Y23 11	EM 1F26 11	EM 1D27 11	EM 1Y25 11	EM 1F29 11	EM 1D30 11	EM 1Y27 11	EM 1F32 11	EM 1D33 11	EM 1Y29 11
St Pancras International (STP) d	1314	1334		1402	1414	1434	1444	1502	1514	1532	1535	1544	1602	1605	1614	1632	1635	1644
Luton Airport Parkway (LTN) d	1336	1357			1436		1506		1536			1606			1636			1706
Luton (LUT) d	1339	1400			1439		1509		1539			1609			1639			1709
Bedford (BDM) d	1355	1414			1455		1525		1555			1625			1655			1725
Wellingborough (WEL) d	1407	1426			1507		1537		1607			1637			1706			1737
Kettering (KET) a	1414	1432			1514	1520	1545		1615	1617	1623	1645		1650	1715		1721	1745
Kettering (KET) d	1416	1433	1446		1516	1521	1547		1617	1618	1624	1647		1651	1717		1722	1747
Corby (COR) d	1424a		1454a		1524a		1555a		1625a			1655a			1725a			1755a
Oakham (OKM) a																		
Melton Mowbray (MMO) a																		
Market Harborough (MHR) d		1443		1455		1531		1555			1634		1655	1701				1732
Leicester (LEI) a		1500		1509		1545		1609		1640	1652		1708	1718		1737		1746
Leicester (LEI) d		1502		1511		1547		1611		1642	1653		1709	1719		1738		1748
Syston (SYS) d																		
Sileby (SIL) d																		
Barrow Upon Soar (BWS) d																		
Loughborough (LBO) d		1512		1521		1557		1621		1652	1703			1729		1748		
East Midlands Parkway (EMD) d		1519		1529		1605		1629		1659	1711		1723	1736		1755	1802	
Attenborough (ATB) d																		
Beeston (BEE) d		1527				1611				1717				1743				1808
Nottingham (NOT) a		1533				1621				1723				1750				1815
Newark Castle (NCT) a																		
Lincoln (LCN) a																		
Grimsby Town (GMB) a																		
Long Eaton (LGE) d				1533				1633		1704							1800	
Derby (DBY) a				1542				1642		1713			1733				1809	
Chesterfield (CHD) a				1609				1710		1733			1751				1831	
Sheffield (SHF) a				1627				1727		1749			1805				1846	










NOTES (see introductory pages for explanation of train operator codes and standard symbols)

- a Arrival time
- d Departure time

London to Kettering, Corby, Leicester, Nottingham, Derby, Chesterfield and Sheffield

Sundays

Operator	EM	EM	EM	EM	EM	EM	EM	EM	EM	EM	EM	EM	EM	EM	EM	EM	EM	EM
Train ID	1F35	1D36	1Y31	1F38	1D39	1Y33	1F41	1D42	1Y35	1F44	1D45	1Y37	1F47	1D48	1Y39	1F50	1D51	1Y41
1st Class/Reservations/Bus	1	1		1	1		1	1		1	1		1	1		1	1	
Catering facilities	CP	CP		CP	CP		CP	CP		CP	CP		CP	CP		CP	CP	
St Pancras International (STP)   d	1702	1705	1714	1732	1735	1744	1802	1805	1814	1832	1835	1844	1902	1905	1914	1932	1935	1944
Luton Airport Parkway (LTN)  d			1736			1806			1836			1906			1936			2006
Luton (LUT)  d			1739			1809			1839			1909			1939			2009
Bedford (BDM)  d			1755			1825			1855			1925			1955			2025
Wellingborough (WEL) d			1807			1836			1906			1936			2006			2037
Kettering (KET) a		1750	1815		1820	1845		1850	1915		1920	1945		1950	2015		2020	2045
Kettering (KET) d		1751	1817		1821	1847		1851	1917		1921	1947		1951	2017		2021	
Corby (COR) d			1825a			1855a			1925a			1955a			2025a			
Oakham (OKM) a																		
Melton Mowbray (MMO) a																		
Market Harborough (MHR) d		1801			1831			1901			1931			2001			2031	
Leicester (LEI) a	1805	1816		1837	1846		1906	1916		1937	1946		2005	2017		2037	2046	
Leicester (LEI) d	1806	1819		1838	1849		1907	1918		1938	1947		2007	2019		2038	2048	
System (SYS) d																		
Sileby (SIL) d																		
Barrow Upon Soar (BWS) d																		
Loughborough (LBO) d		1829	1848					1928		1948				2029		2048	2058	
East Midlands Parkway (EMD)  d	1820	1836	1855	1902		1920	1935	1955	2001		2020		2036		2055	2105		
Attenborough (ATB) d																		
Beeston (BEE) d		1845						1944					2044					
Nottingham (NOT)  a		1850		1912				1950		2011			2050			2115		
Newark Castle (NCT) a																		
Lincoln (LCN) a																		
Grimsby Town (GMB) a																		
Long Eaton (LGE) d			1900						2000							2100		
Derby (DBY)  a	1830		1909				1930		2009			2030				2109		
Chesterfield (CHD) a	1848		1928				1950		2030			2049				2127		
Sheffield (SHF)  a	1905		1947				2005		2046			2106				2141		

Operator	EM	EM	EM	EM	EM	EM	EM	EM	EM	EM	EM	EM	EM	EM
Train ID	1F53	1D54	1Y43	1F52	1D56	1Y45	1F58	1Y47	1F59	1D61	1F62	1Y49	1D64	1F66
1st Class/Reservations/Bus	1	1		1	1		1		1	1	1		1	1
Catering facilities	CP	CP		CP	CP		CP		CP	CP	CP		CP	CP
St Pancras International (STP)   d	2002	2005	2014	2032	2035	2044	2102	2114		2135	2202	2212	2232	2300
Luton Airport Parkway (LTN)  d			2036			2106		2136		2157		2236	2254	2332
Luton (LUT)  d			2039			2109		2139				2239		
Bedford (BDM)  d			2055			2125		2155		2211		2255	2313	2358
Wellingborough (WEL) d			2107			2137		2207		2223		2307	2325	0010
Kettering (KET) a		2050	2115		2120	2145		2215		2229		2315	2331	0016
Kettering (KET) d		2051	2117		2121			2217		2230		2316	2333	0017
Corby (COR) d			2125a					2225a				2324a		
Oakham (OKM) a														
Melton Mowbray (MMO) a														
Market Harborough (MHR) d		2101			2131					2240	2256		2343	0027
Leicester (LEI) a	2105	2116		2136	2146		2207			2254	2311		2357	0042
Leicester (LEI) d	2106	2117		2138	2147		2208		2230	2256	2312		2358	0043
System (SYS) d														
Sileby (SIL) d														
Barrow Upon Soar (BWS) d														
Loughborough (LBO) d	2116	2127		2148			2218		2240	2306			0008	0053
East Midlands Parkway (EMD)  d	2124	2135		2155			2225		2247	2313	2325		0016	0100
Attenborough (ATB) d														
Beeston (BEE) d		2141			2206					2320			0022	
Nottingham (NOT)  a		2147			2212					2326			0028	
Newark Castle (NCT) a														
Lincoln (LCN) a														
Grimsby Town (GMB) a														
Long Eaton (LGE) d				2200			2230			2330				
Derby (DBY)  a	2134			2209			2239		2257	2350				0110
Chesterfield (CHD) a	2152			2227			2257			2357				
Sheffield (SHF)  a	2208			2242			2316			0013				

NOTES (see introductory pages for explanation of train operator codes and standard symbols)

- a Arrival time
- d Departure time

Sheffield, Chesterfield, Derby, Nottingham, Leicester, Corby and Kettering to London

Mondays to Fridays

Operator Train ID Days of operation/Notes 1st Class/Reservations/Bus Catering facilities	EM 1Y00	EM MX 1C00	EM MX 1C00	EM MX 1C01	EM MX 1C01	EM MO 1C00	EM MO 1C01	EM 1Y02	EM 1B04	EM 1C05	EM 1Y04	EM 2L08	EM 1B07	EM 2L08	EM 1C08	EM 1Y06	EM 1B10	EM 1C11
Sheffield (SHF)	7 d									0458					0530			0556
Chesterfield (CHD)	d									0510					0542			0608
Derby (DBY)	6 d		0357		0412	0420	0440		0447	0530					0602			0628
Long Eaton (LGE)	d		0405		0429	0448			0455	0538					0610			0636
Grimsby Town (GMB)	d																	
Lincoln (LCN)	d																	
Newark Castle (NCT)	d																	
Nottingham (NOT)	8 d								0514			0531	0549				0612	
Beeston (BEE)	d								0520								0618	
Attenborough (ATB)	d													←				
East Midlands Parkway (EMD)	← d		0410		0422	0433	0453		0527	0543		0542		0542	0615		0624	0641
Loughborough (LBO)	d		0417		0430	0441	0500		0534	0550		↘		0551		0632	0648	
Barrow Upon Soar (BWS)	d													0556				
Sileby (SIL)	d													0600				
Syston (SYS)	d													0605				
Leicester (LEI)	a		0427		0440	0451	0510		0544	0600			0609	0614	0628		0642	0658
Leicester (LEI)	d		0434		0446	0452	0512		0547	0602			0610		0630		0643	0700
Market Harborough (MHR)	d	0446		0459		0505	0525		0600				0624				0656	
Melton Mowbray (MMO)	d																	
Oakham (OKM)	d																	
Corby (COR)	d	0432						0539			0611						0639	
Kettering (KET)	a	0440	0511	0521	0524	0534		0534	0547	0609		0619	0633			0647	0705	
Kettering (KET)	d	0440		0522		0535		0535	0547	0611		0619	0636			0648	0706	
Wellingborough (WEL)	d	0448						0555	0609			0627			0656			
Bedford (BDM)	7 d	0509e						0609				0640			0710			
Luton (LUT)	10 d	0529						0625				0656			0725			
Luton Airport Parkway (LTN)	← 7 d	0532			0613		0613	0628				0659			0728			
St Pancras International (STP)	← 15 a	0602		0610		0635	0610	0635	0651	0703	0709	0724		0733		0739	0754	0808

Operator Train ID 1st Class/Reservations/Bus Catering facilities	EM 1Y08	EM 1B13 1◇	EM 2L10	EM 1C14 1◇	EM 1Y10	EM 1B16 1◇	EM 1C17 1◇	EM 1Y12	EM 2L12	EM 1B19 1◇	EM 2L12	EM 1C20 1◇	EM 1Y14	EM 1P22 1◇	EM 1B22 1◇	EM 1C23 1◇	EM 1Y16	EM 2L14
Sheffield (SHF)	7 d			0630			0700					0733				0752		
Chesterfield (CHD)	d			0644			0713					0745				0812		
Derby (DBY)	6 d			0705			0733					0805				0832		
Long Eaton (LGE)	d						0741									0840		
Grimsby Town (GMB)	d																	
Lincoln (LCN)	d					0614				0640								
Newark Castle (NCT)	d					0642				0714								
Nottingham (NOT)	8 d		0649			0712			0727	0749					0813			0824
Beeston (BEE)	d					0718			0733						0819			0831
Attenborough (ATB)	d								0737									0835
East Midlands Parkway (EMD)	← d		0659			0726c			0744	0759	←				0825	0845		0842
Loughborough (LBO)	d			0659	0719		0750		0753		0753	0819			0853			0852
Barrow Upon Soar (BWS)	d			0704					↘		0759							↘
Sileby (SIL)	d			0708							0803							
Syston (SYS)	d			0714							0808							
Leicester (LEI)	a		0712	0723	0730		0740	0800		0812	0817	0829			0839	0903		
Leicester (LEI)	d		0714		0735		0743	0801		0814		0833			0840	0904		
Market Harborough (MHR)	d		0727			0757				0828					0852			
Melton Mowbray (MMO)	d													0815				
Oakham (OKM)	d													0827				
Corby (COR)	d	0710			0740			0809					0840	0848			0910	
Kettering (KET)	a	0718	0736		0748	0806		0817		0837			0848	0857	0905		0918	
Kettering (KET)	d	0718	0737		0748	0808		0817		0838			0848	0911			0919	
Wellingborough (WEL)	d	0726			0756			0825					0856				0927	
Bedford (BDM)	7 d	0740			0810			0839					0910				0940	
Luton (LUT)	10 d	0755			0825			0855					0925				0956	
Luton Airport Parkway (LTN)	← 7 d	0758			0828			0858					0928				0959	
St Pancras International (STP)	← 15 a	0823	0827		0839	0851	0856	0909	0921		0929	0938	0951		1005	1007	1022	

NOTES (see introductory pages for explanation of train operator codes and standard symbols)

- a Arrival time
- d Departure time
- c Arrives 3 minutes earlier
- e Arrives 5 minutes earlier

- MO Mondays only
- MX Not Mondays

Sheffield, Chesterfield, Derby, Nottingham, Leicester, Corby and Kettering to London

Mondays to Fridays

Operator Train ID 1st Class/Reservations/Bus Catering facilities	EM 1B25	EM 2L14	EM 1C26	EM 1Y18	EM 1B28	EM 1C29	EM 1Y20	EM 2L56	EM 1B31	EM 2L56	EM 1C32	EM 1Y22	EM 1B34	EM 1C35	EM 1Y24	EM 2L58	EM 1B37	EM 2L58
Sheffield (SHF)	7 d		0837			0900					0937			1000				
Chesterfield (CHD)	d		0849			0912					0949			1014				
Derby (DBY)	6 d		0909			0932					1009			1034				
Long Eaton (LGE)	d					0941								1042				
Grimsby Town (GMB)	d							0741								0839		
Lincoln (LCN)	d							0838								0935		
Newark Castle (NCT)	d							0906								1003		
Nottingham (NOT)	8 d	0850				0912		0929	0950				1012			1027	1050	
Beeston (BEE)	d					0918		0935					1018			1033		
Attenborough (ATB)	d							0939								1037		
East Midlands Parkway (EMD)	← d		←		0925	0945		0945		←			1025	1047		1043		←
Loughborough (LBO)	d		0852		0932	0953		0954		0954			1032	1054		1052		1052
Barrow Upon Soar (BWS)	d		0857					→		0959						→		1057
Sileby (SIL)	d		0901							1003								1101
Syston (SYS)	d		0908							1009								1106
Leicester (LEI)	a	0910	0916	0929		0942	1003		1011	1017	1029		1042	1104			1110	1114
Leicester (LEI)	d	0912		0931		0943	1004		1013		1032		1043	1106			1113	
Market Harborough (MHR)	d	0926				0957			1026				1057				1126	
Melton Mowbray (MMO)	d																	
Oakham (OKM)	d																	
Corby (COR)	d			0940			1010					1039			1110			
Kettering (KET)	a	0935		0948	1006		1018		1035			1047	1106		1118		1135	
Kettering (KET)	d	0936		0949	1007		1019		1036			1048	1107		1119		1136	
Wellingborough (WEL)	d			0957			1027					1056			1127			
Bedford (BDM)	7 d			1010			1040					1110			1140			
Luton (LUT)	10 d			1025			1056					1126			1156			
Luton Airport Parkway (LTN)	← 7 d			1029			1059					1129			1159			
St Pancras International (STP)	← 15 a	1027		1038	1052	1055	1107	1123		1127		1138	1152	1155	1210	1222		1227

Operator Train ID 1st Class/Reservations/Bus Catering facilities	EM 1C38	EM 1Y26	EM 1B40	EM 1C41	EM 1Y28	EM 2L60	EM 1B43	EM 2L60	EM 1C44	EM 1Y30	EM 1B46	EM 1C47	EM 1Y32	EM 2L62	EM 1B49	EM 2L62	EM 1C50	EM 1Y34
Sheffield (SHF)	7 d	1036			1100						1137		1200					1237
Chesterfield (CHD)	d	1049			1112						1149		1212					1249
Derby (DBY)	6 d	1110			1132						1209		1232					1309
Long Eaton (LGE)	d				1140								1240					
Grimsby Town (GMB)	d													1041				
Lincoln (LCN)	d					1035								1135				
Newark Castle (NCT)	d					1104								1203				
Nottingham (NOT)	8 d			1112		1127	1150				1212			1227	1250			
Beeston (BEE)	d			1118		1133					1218			1233				
Attenborough (ATB)	d					1137								1237				
East Midlands Parkway (EMD)	← d			1125	1145		1143		←		1225	1245		1243		←		
Loughborough (LBO)	d			1132	1152		1152		←		1232	1252		1252		←		1252
Barrow Upon Soar (BWS)	d						→							→				1257
Sileby (SIL)	d																	1301
Syston (SYS)	d																	1306
Leicester (LEI)	a	1130		1142	1202		1211	1214	1229		1242	1302			1310	1314	1329	
Leicester (LEI)	d	1132		1143	1204		1213		1232		1243	1304			1313		1332	
Market Harborough (MHR)	d			1157			1226				1257				1326			
Melton Mowbray (MMO)	d																	
Oakham (OKM)	d																	
Corby (COR)	d		1140			1204				1240			1310					1340
Kettering (KET)	a		1148	1206		1212		1235		1248	1306		1318		1335			1348
Kettering (KET)	d		1148	1207		1212		1236		1248	1307		1319		1336			1348
Wellingborough (WEL)	d		1156			1220				1256			1327					1356
Bedford (BDM)	7 d		1210			1238e				1310			1340					1410
Luton (LUT)	10 d		1225			1255				1325			1356					1425
Luton Airport Parkway (LTN)	← 7 d		1228			1258				1328			1359					1428
St Pancras International (STP)	← 15 a	1236	1251	1254	1308	1321		1327		1339	1351	1354	1408	1422		1427		1440

NOTES (see introductory pages for explanation of train operator codes and standard symbols)

- a Arrival time
- d Departure time
- e Arrives 5 minutes earlier

Sheffield, Chesterfield, Derby, Nottingham, Leicester, Corby and Kettering to London

Mondays to Fridays

Operator Train ID 1st Class/Reservations/Bus Catering facilities	EM	EM	EM	EM	EM	EM	EM	EM	EM	EM	EM	EM	EM	EM	EM	EM	EM	EM	
	1B52	1C53	1Y36	1B55	1C56	1Y38	1B58	1C59	1P60	2L66	1B61	2L66	1C62	1Y40	1B64	1C65	1Y42	2L68	
Sheffield (SHF)	7 d	1300			1337			1400					1437				1500		
Chesterfield (CHD)	d	1312			1349			1412					1449				1512		
Derby (DBY)	6 d	1332			1409			1432					1509				1532		
Long Eaton (LGE)	d	1340						1440									1540		
Grimsby Town (GMB)	d									1241									
Lincoln (LCN)	d									1336									1437
Newark Castle (NCT)	d									1404									1504
Nottingham (NOT)	8 d	1312			1350			1412		1427	1450					1512			1528
Beeston (BEE)	d	1318						1418		1433						1518			1534
Attenborough (ATB)	d									1437									1538
East Midlands Parkway (EMD)	← d	1325	1345					1425	1445	1444		←				1525	1545		1544
Loughborough (LBO)	d	1332	1352					1432	1452	1452		1452				1533	1552		1553
Barrow Upon Soar (BWS)	d											→	1457						→
Sileby (SIL)	d												1501						
Syston (SYS)	d												1506						
Leicester (LEI)	a	1342	1402		1410	1429		1442	1502				1510	1515	1529		1543	1602	
Leicester (LEI)	d	1343	1404		1413	1432		1443	1504				1512		1532		1544	1604	
Market Harborough (MHR)	d	1357			1426			1457					1526				1558		
Melton Mowbray (MMO)	d									1437									
Oakham (OKM)	d									1448									
Corby (COR)	d			1410				1440		1508					1541				1611
Kettering (KET)	a	1406	1418	1435		1448	1506			1517			1535		1549	1607			1619
Kettering (KET)	d	1407		1419	1436		1448	1507		1518			1536		1549	1608			1619
Wellingborough (WEL)	d			1427			1456			1528					1557				1627
Bedford (BDM)	7 d			1440			1510			1540					1611				1641
Luton (LUT)	10 d			1456			1525			1555					1627				1657
Luton Airport Parkway (LTN)	← 7 d			1459			1528			1558					1630				1700
St Pancras International (STP)	← 15 a	1454	1508	1522	1527	1538	1551	1554	1608	1623			1626		1639	1653	1656	1709	1724

Operator Train ID Days of operation/Notes 1st Class/Reservations/Bus Catering facilities	EM	EM	EM	EM	EM	EM	EM	EM	EM	EM	EM	EM	EM	EM	EM	EM	EM	EM	EM	
	1B67	2L68	1C68	1Y44	1B98	1C71	1Y46	2L70	1B73	2L70	1C74	1Y48	1B76	1C77	1Y50	1B79	1C80	1Y52	A	
Sheffield (SHF)	7 d			1537										1637				1701		1732
Chesterfield (CHD)	d			1549										1649				1714		1745
Derby (DBY)	6 d			1609										1709				1734		1808
Long Eaton (LGE)	d																	1743		
Grimsby Town (GMB)	d									1438										
Lincoln (LCN)	d									1535										
Newark Castle (NCT)	d									1558										
Nottingham (NOT)	8 d	1550			1612			1628	1650					1712				1750		
Beeston (BEE)	d				1618			1634						1718						
Attenborough (ATB)	d							1638												
East Midlands Parkway (EMD)	← d		←		1625	1646		1644		←				1725	1748					
Loughborough (LBO)	d		1553		1632	1653		1653		1653				1732	1755					
Barrow Upon Soar (BWS)	d		1558					→		1658										
Sileby (SIL)	d		1602							1702										
Syston (SYS)	d		1607							1707										
Leicester (LEI)	a	1610	1615	1629		1642	1703			1710	1715	1729		1742	1805		1810	1829		
Leicester (LEI)	d	1612		1630		1643	1705			1715		1730		1745	1806		1811	1830		
Market Harborough (MHR)	d	1625				1657				1728				1758			1824			
Melton Mowbray (MMO)	d																			
Oakham (OKM)	d																			
Corby (COR)	d				1642			1711					1740			1806				1840
Kettering (KET)	a	1635			1650	1706		1719		1737			1748	1807		1814	1833			1848
Kettering (KET)	d	1636			1650	1707		1719		1739			1749	1808		1815	1834			1848
Wellingborough (WEL)	d				1658			1727					1754	1757	1815		1823	1841		1856
Bedford (BDM)	7 d				1712	1726c		1741						1810			1840f			1910
Luton (LUT)	10 d				1727			1756						1827			1855			1925
Luton Airport Parkway (LTN)	← 7 d				1730			1759						1832			1858			1928
St Pancras International (STP)	← 15 a	1727		1740	1755	1805	1809	1822		1827			1840	1855	1908	1910	1921	1926	1936	1951

NOTES (see introductory pages for explanation of train operator codes and standard symbols)

- a Arrival time
- d Departure time
- c Arrives 3 minutes earlier
- f Arrives 4 minutes earlier
- A Also calls at Belper 1758

Sheffield, Chesterfield, Derby, Nottingham, Leicester, Corby and Kettering to London

Mondays to Fridays

Operator Train ID 1st Class/Reservations/Bus Catering facilities	EM 1B82 1◇	EM 1C83 1◇	EM 1Y54	EM 2L74	EM 1B85 1◇	EM 2L74	EM 1C86 1◇	EM 1Y56	EM 1B88 1◇	EM 1C89 1◇	EM 1Y58	EM 2L76	EM 1B91 1◇	EM 2L76	EM 1C92 1◇	EM 1Y60	EM 1B94 1◇	EM 2L78	
Sheffield (SHF)	7 d	1800					1837			1900					1937				
Chesterfield (CHD)	d	1812					1849			1912					1949				
Derby (DBY)	6 d	1832					1909			1932					2010				
Long Eaton (LGE)	d	1840								1940									
Grimsby Town (GMB)	d			1641														1838	
Lincoln (LCN)	d			1738								1837						1932	
Newark Castle (NCT)	d			1808								1902						2001	
Nottingham (NOT)	8 d	1810		1837	1850				1912			1927	1949				2011	2024	
Beeston (BEE)	d	1816		1843					1919			1933					2017	2031	
Attenborough (ATB)	d			1847								1937						2035	
East Midlands Parkway (EMD)	← d	1823	1845	1853		←			1925	1945		1944						2023	2042
Loughborough (LBO)	d	1830	1852	1902		1902			1933	1952		1953	2004	←				2031	2050
Barrow Upon Soar (BWS)	d			→		1907						1958		←					2055
Sileby (SIL)	d					1911						→							→
Syston (SYS)	d					1916									2003				
Leicester (LEI)	a	1840	1902		1910	1924	1929		1943	2002			2014	2018	2032		2041		
Leicester (LEI)	d	1841	1904		1911		1930		1944	2004			2015		2033		2042		
Market Harborough (MHR)	d	1857			1925				1957				2028				2056		
Melton Mowbray (MMO)	d																		
Oakham (OKM)	d																		
Corby (COR)	d			1910				1940			2011					2040			
Kettering (KET)	a	1906	1918		1934			1948	2006		2019		2037			2048	2105		
Kettering (KET)	d	1907		1919	1935			1949	2007		2019		2038			2049	2106		
Wellingborough (WEL)	d			1927				1957			2027					2057			
Bedford (BDM)	7 d			1940				2010			2041					2110			
Luton (LUT)	10 d			1956				2025			2056					2126			
Luton Airport Parkway (LTN)	← 7 d			1959				2028			2059					2129			
St Pancras International (STP)	← 15 a	1954	2009	2022		2027		2036	2051	2054	2108	2122		2134		2139	2152	2156	

Operator Train ID 1st Class/Reservations/Bus Catering facilities	EM 1C95 1◇	EM 2L78	EM 1B96 1◇	EM 1Y62	EM 1C98 1◇	EM 1B99 1◇	EM 2L82	EM 1Y64	EM 1C04 1◇	EM 1Y66	EM 2L88
Sheffield (SHF)	7 d	2000			2101				2145		
Chesterfield (CHD)	d	2012			2113				2201		
Derby (DBY)	6 d	2032			2134				2220		
Long Eaton (LGE)	d	2040			2142				2229		
Grimsby Town (GMB)	d										
Lincoln (LCN)	d										
Newark Castle (NCT)	d										
Nottingham (NOT)	8 d			2048		2140	2158				2320
Beeston (BEE)	d			2056		2149	2204				2326
Attenborough (ATB)	d						2208				
East Midlands Parkway (EMD)	← d	2045		2102	2147	2156	2215		2233		2333
Loughborough (LBO)	d	2052	←	2110	2154		2223		2241		2341
Barrow Upon Soar (BWS)	d		2055				2229				
Sileby (SIL)	d		2059				2233				
Syston (SYS)	d		2104				2239				
Leicester (LEI)	a	2102	2112	2120	2204	2210	2248		2251		2353
Leicester (LEI)	d	2104		2123	2206	2215			2252		
Market Harborough (MHR)	d			2137		2228			2305		
Melton Mowbray (MMO)	d										
Oakham (OKM)	d										
Corby (COR)	d				2143			2234		2310	
Kettering (KET)	a			2146	2151	2237		2242	2314	2318	
Kettering (KET)	d			2147	2152	2240		2243	2315		
Wellingborough (WEL)	d			2200				2251			
Bedford (BDM)	7 d			2213				2304			
Luton (LUT)	10 d			2229				2322			
Luton Airport Parkway (LTN)	← 7 d			2232		2318		2325			
St Pancras International (STP)	← 15 a	2207		2239	2255	2316	2352		0022		

NOTES (see introductory pages for explanation of train operator codes and standard symbols)

- a Arrival time
- d Departure time

Sheffield, Chesterfield, Derby, Nottingham, Leicester, Corby and Kettering to London

Saturdays

Operator Train ID 1st Class/Reservations/Bus Catering facilities	EM 1Y00	EM 1C02 1◇ ♣	EM 1Y02	EM 1B04 1◇ ♣	EM 1Y04	EM 1C08 1◇ ♣	EM 1Y06	EM 1B10 1◇ ♣	EM 1C11 1◇ ♣	EM 1Y08	EM 1B13 1◇ ♣	EM 1C14 1◇ ♣	EM 1Y10	EM 1B16 1◇ ♣	EM 1C17 1◇ ♣	EM 1Y12	EM 2L52 1	EM 1B19 1◇ ♣
Sheffield (SHF)	7 d					0530			0556			0633			0700			
Chesterfield (CHD)	d					0542			0609			0645			0712			
Derby (DBY)	6 d	0447		0459		0602			0628			0705			0732			
Long Eaton (LGE)	d	0456		0508					0637						0740			
Grimsby Town (GMB)	d																	
Lincoln (LCN)	d																0634	
Newark Castle (NCT)	d																0658	
Nottingham (NOT)	8 d			0526				0612			0649			0712			0726	0746
Beeston (BEE)	d							0618					0718				0733	
Attenborough (ATB)	d																0736	
East Midlands Parkway (EMD)	← d	0500		0536				0624	0641		0659			0724	0745		0744	
Loughborough (LBO)	d	0508		0543				0632	0649			0719		0732	0752		0753	
Barrow Upon Soar (BWS)	d																→	
Sileby (SIL)	d																	
Syston (SYS)	d																	
Leicester (LEI)	a	0518		0553		0622		0642	0700		0712	0729		0742	0802			0810
Leicester (LEI)	d	0519		0554		0623		0643	0701		0713	0731		0743	0803			0813
Market Harborough (MHR)	d	0533		0608		0637		0656			0727			0757				0826
Melton Mowbray (MMO)	d																	
Oakham (OKM)	d																	
Corby (COR)	d	0510		0540		0610		0640		0710			0740			0810		
Kettering (KET)	a	0518		0548	0617	0618	0646	0648	0705		0718	0736		0748	0806		0818	0835
Kettering (KET)	d	0519		0549	0618	0619	0647	0648	0706		0719	0737		0749	0807		0819	0836
Wellingborough (WEL)	d	0527		0557		0627		0656		0727			0757			0827		
Bedford (BDM)	7 d	0540		0610		0641		0710		0740			0811			0840		
Luton (LUT)	10 d	0556		0626		0656		0725		0756			0826			0856		
Luton Airport Parkway (LTN)	← 7 d	0559		0629		0659		0728		0759			0829			0859		
St Pancras International (STP)	← 15 a	0623	0626	0652	0704	0722	0736	0751	0754	0809	0822	0827	0836	0852	0855	0907	0922	0927

Operator Train ID Days of operation/Notes 1st Class/Reservations/Bus Catering facilities	EM 2L52 1	EM 1C20 1◇ ♣	EM 1Y14	EM 1B22 1◇ ♣	EM 1C23 1◇ ♣	EM 1Y16	EM 2L54 A	EM 1B25 1◇ ♣	EM 2L54 A	EM 1C26 1◇ ♣	EM 1Y18	EM 1B28 1◇ ♣	EM 1C29 1◇ ♣	EM 1Y20	EM 2L56 1	EM 1B31 1◇ ♣	EM 2L56 1	EM 1C32 1◇ ♣
Sheffield (SHF)	7 d	0731			0800					0835			0901					0929
Chesterfield (CHD)	d	0743			0812					0848			0913					0941
Derby (DBY)	6 d	0804			0832					0910			0932					1005
Long Eaton (LGE)	d				0840								0941					
Grimsby Town (GMB)	d						0642											
Lincoln (LCN)	d						0739								0839			
Newark Castle (NCT)	d						0806								0907			
Nottingham (NOT)	8 d			0812		0831	0850			0912				0929	0950			
Beeston (BEE)	d			0818		0837				0918				0935				
Attenborough (ATB)	d					0841								0939				
East Midlands Parkway (EMD)	← d			0824	0845		0848		←		0924	0945		0946			←	
Loughborough (LBO)	d	0753		0832	0852		0856		0856		0932	0953		0955			0955	
Barrow Upon Soar (BWS)	d	0758					→		0901					→			1000	
Sileby (SIL)	d	0802							0905								1004	
Syston (SYS)	d	0807							0910								1009	
Leicester (LEI)	a	0815	0825		0842	0902		0910	0918	0930		0942	1003			1010	1017	1026
Leicester (LEI)	d		0827		0843	0904		0913		0932		0943	1004			1013		1027
Market Harborough (MHR)	d				0857			0927				0956				1026		
Melton Mowbray (MMO)	d																	
Oakham (OKM)	d																	
Corby (COR)	d			0840		0910				0940			1010					
Kettering (KET)	a			0848	0906	0918		0936		0948	1005		1018			1035		
Kettering (KET)	d			0848	0907	0919		0937		0948	1006		1019			1036		
Wellingborough (WEL)	d			0856		0927				0956			1027					
Bedford (BDM)	7 d			0910		0940				1010			1040					
Luton (LUT)	10 d			0925		0956				1025			1055					
Luton Airport Parkway (LTN)	← 7 d			0928		0959				1028			1058					
St Pancras International (STP)	← 15 a		0934	0951	0954	1007	1022		1027		1039	1051	1054	1108	1121		1127	1138

NOTES (see introductory pages for explanation of train operator codes and standard symbols)

- a Arrival time
- d Departure time

A From Cleethorpes 0634, see table 057

Sheffield, Chesterfield, Derby, Nottingham, Leicester, Corby and Kettering to London

Saturdays

Operator Train ID 1st Class/Reservations/Bus Catering facilities	EM 1Y22	EM 1B34 1◇ ♣	EM 1C35 1◇ ♣	EM 1Y24	EM 2L58	EM 1B37 1◇ ♣	EM 2L58	EM 1C38 1◇ ♣	EM 1Y26	EM 1B40 1◇ ♣	EM 1C41 1◇ ♣	EM 1Y28	EM 2L60	EM 1B43 1◇ ♣	EM 2L60	EM 1C44 1◇ ♣	EM 1Y30	EM 1B46 1◇ ♣
Sheffield (SHF)			1001					1036			1100					1130		
Chesterfield (CHD)			1013					1048			1112					1142		
Derby (DBY)			1033					1108			1132					1208		
Long Eaton (LGE)			1041								1140							
Grimsby Town (GMB)					0838													
Lincoln (LCN)					0933								1036					
Newark Castle (NCT)					1003								1104					
Nottingham (NOT)		1012			1030	1050				1112			1129	1150				1212
Beeston (BEE)		1018			1036					1118			1137					1218
Attenborough (ATB)					1040								1141					
East Midlands Parkway (EMD)	←	1024	1046		1047		←			1124	1145		1148		←			1225
Loughborough (LBO)		1032	1053		1055		1055			1132	1152		1156		1156			1232
Barrow Upon Soar (BWS)					←		1100						←		1201			
Sileby (SIL)							1104								1205			
Syston (SYS)							1109								1210			
Leicester (LEI)	a	1042	1103			1110	1117	1128		1142	1202			1210	1218	1228		1242
Leicester (LEI)	d	1043	1104			1112		1130		1143	1204			1213		1231		1243
Market Harborough (MHR)	d	1056				1125				1157				1226				1257
Melton Mowbray (MMO)																		
Oakham (OKM)																		
Corby (COR)	d	1040			1110				1140			1210						1240
Kettering (KET)	a	1048	1105		1118		1134			1148	1206		1218		1235			1248 1306
Kettering (KET)	d	1048	1106		1119		1136			1148	1207		1219		1236			1248 1307
Wellingborough (WEL)	d	1056			1127					1156			1227					1256
Bedford (BDM)	7 d	1110			1140					1210			1240					1310
Luton (LUT)	10 d	1125			1156					1225			1256					1325
Luton Airport Parkway (LTN)	← 7 d	1128			1159					1228			1259					1328
St Pancras International (STP)	← 15 a	1151	1154	1208	1222		1227		1238	1251	1254	1309	1322		1327		1336	1351 1354

Operator Train ID Days of operation/Notes 1st Class/Reservations/Bus Catering facilities	EM 1C47	EM 1Y32	EM 2L62 A	EM 1B49 1◇ ♣	EM 2L62 A	EM 1C50	EM 1Y34	EM 1B52 1◇ ♣	EM 1C53 1◇ ♣	EM 1Y36	EM 1B55 1◇ ♣	EM 1C56 1◇ ♣	EM 1Y38	EM 1B58 1◇ ♣	EM 1C59 1◇ ♣	EM 1Y40	EM 2L66	EM 1B61 1◇ ♣
Sheffield (SHF)		1200				1236			1300			1336			1401			
Chesterfield (CHD)		1212				1249			1312			1349			1413			
Derby (DBY)		1232				1309			1332			1409			1433			
Long Eaton (LGE)		1240							1340						1441			
Grimsby Town (GMB)				1038													1240	
Lincoln (LCN)				1133													1335	
Newark Castle (NCT)				1202													1403	
Nottingham (NOT)			1227	1250				1312			1350			1412			1427	1449
Beeston (BEE)			1233					1318						1418			1433	
Attenborough (ATB)			1237														1437	
East Midlands Parkway (EMD)	←	1245	1244		←			1325	1345					1424	1446		1444	
Loughborough (LBO)		1252	1253		1253			1332	1352					1432	1453		1452	
Barrow Upon Soar (BWS)			←		1258												←	
Sileby (SIL)					1302													
Syston (SYS)					1307													
Leicester (LEI)	a	1302		1310	1315	1329		1342	1402		1411	1429		1442	1503			1510
Leicester (LEI)	d	1304		1313		1332		1343	1404		1413	1431		1443	1504			1513
Market Harborough (MHR)	d			1326				1357			1426			1456				1526
Melton Mowbray (MMO)																		
Oakham (OKM)																		
Corby (COR)	d		1310				1340			1410			1440			1510		
Kettering (KET)	a		1318	1335			1348	1406		1418	1435		1448	1505		1518		1535
Kettering (KET)	d		1319	1336			1348	1407		1419	1436		1448	1506		1519		1536
Wellingborough (WEL)	d		1327				1356			1427			1456			1527		
Bedford (BDM)	7 d		1340				1410			1440			1510			1541		
Luton (LUT)	10 d		1356				1425			1456			1525			1556		
Luton Airport Parkway (LTN)	← 7 d		1359				1428			1459			1528			1559		
St Pancras International (STP)	← 15 a	1408	1422		1427		1436	1451	1454	1507	1522	1527	1536	1551	1554	1608	1622	1627

NOTES (see introductory pages for explanation of train operator codes and standard symbols)

- a Arrival time
- d Departure time

A From Cleethorpes 0634, see table 057

Sheffield, Chesterfield, Derby, Nottingham, Leicester, Corby and Kettering to London

Saturdays

Operator Train ID 1st Class/Reservations/Bus Catering facilities	EM 2L66	EM 1C62 1◇ ♣	EM 1Y42	EM 1B64 1◇ ♣	EM 1C65 1◇ ♣	EM 1Y44	EM 2L68	EM 1B67 1◇ ♣	EM 2L68	EM 1C68 1◇ ♣	EM 1Y46	EM 1B70 1◇ ♣	EM 1C71 1◇ ♣	EM 1Y48	EM 2L70	EM 1B73 1◇ ♣	EM 2L70	EM 1C74 1◇ ♣
Sheffield (SHF)		1436			1501					1537			1601					1637
Chesterfield (CHD)		1448			1513					1549			1613					1649
Derby (DBY)		1510			1533					1611			1633					1711
Long Eaton (LGE)					1541								1641					
Grimsby Town (GMB)															1438			
Lincoln (LCN)							1437								1533			
Newark Castle (NCT)							1506								1605			
Nottingham (NOT)				1512			1529	1550				1612			1632	1650		
Beeston (BEE)				1518			1535					1618			1639			
Attenborough (ATB)							1539								1642			
East Midlands Parkway (EMD)	←	←		1524	1546		1546		←			1624	1646		1649		←	
Loughborough (LBO)		1452		1532	1553		1554		1554			1632	1653		1658			1658
Barrow Upon Soar (BWS)		1457					→		1559						→			1703
Sileby (SIL)		1501							1603									1707
Syston (SYS)		1506							1608									1712
Leicester (LEI)	a	1515	1530		1542	1603		1610	1617	1631		1642	1703			1712	1720	1731
Leicester (LEI)	d		1532		1543	1604		1613		1632		1643	1704			1713		1733
Market Harborough (MHR)				1556				1626				1656			1726			
Melton Mowbray (MMO)																		
Oakham (OKM)																		
Corby (COR)				1540			1610				1640			1710				
Kettering (KET)	a		1548	1605		1618		1635			1648	1705		1718		1735		
Kettering (KET)	d		1548	1606		1619		1636			1648	1706		1719		1736		
Wellingborough (WEL)			1556			1627					1656			1727				
Bedford (BDM)			1610			1640					1710			1740				
Luton (LUT)			1625			1656					1725			1756				
Luton Airport Parkway (LTN)	←		1628			1659					1728			1759				
St Pancras International (STP)	←	1636	1651	1654	1710	1722		1727		1738	1751	1754	1808	1822		1827		1836

Operator Train ID 1st Class/Reservations/Bus Catering facilities	EM 1Y50	EM 1B76 1◇ ♣	EM 1C77 1◇ ♣	EM 1Y52	EM 1B79 1◇ ♣	EM 1C80 1◇ ♣	EM 1Y54	EM 1B82 1◇ ♣	EM 1C83 1◇ ♣	EM 1Y56	EM 2L74	EM 1B85 1◇ ♣	EM 2L74	EM 1C86 1◇ ♣	EM 1Y58	EM 1B88 1◇ ♣	EM 1C89 1◇ ♣	EM 1Y60
Sheffield (SHF)			1700			1731			1800					1837				1901
Chesterfield (CHD)			1712			1749c			1812					1849				1913
Derby (DBY)			1732			1811			1832					1909				1933
Long Eaton (LGE)			1740						1840									1941
Grimsby Town (GMB)											1638							
Lincoln (LCN)											1731							
Newark Castle (NCT)											1759							
Nottingham (NOT)		1712			1750			1812			1827	1850				1912		
Beeston (BEE)		1718						1818			1833					1918		
Attenborough (ATB)											1837							
East Midlands Parkway (EMD)	←		1724	1745				1824	1845		1844		←			1924	1945	
Loughborough (LBO)			1732	1752				1832	1852				1852			1932	1953	
Barrow Upon Soar (BWS)											→							
Sileby (SIL)													1901					
Syston (SYS)													1906					
Leicester (LEI)	a	1742	1802		1810	1831		1842	1902			1910	1915	1929		1942	2003	
Leicester (LEI)	d		1743	1804		1813	1833		1843	1904			1913	1932		1943	2004	
Market Harborough (MHR)			1756			1826		1856				1926				1956		
Melton Mowbray (MMO)																		
Oakham (OKM)																		
Corby (COR)	d	1740			1810			1840			1910				1940			2010
Kettering (KET)	a	1748	1805		1818	1835		1848	1905		1918		1935		1948	2005		2018
Kettering (KET)	d	1748	1806		1819	1836		1848	1906		1919		1936		1948	2006		2019
Wellingborough (WEL)			1756		1827			1856			1927				1956			2027
Bedford (BDM)		1810			1840			1910			1940				2010			2040
Luton (LUT)		1825			1856			1925			1956				2025			2055
Luton Airport Parkway (LTN)	←		1828		1859			1928			1959				2028			2058
St Pancras International (STP)	←	1851	1854	1909	1922	1927	1936	1951	1954	2007	2022		2027		2038	2051	2108	2121

NOTES (see introductory pages for explanation of train operator codes and standard symbols)

- a Arrival time
- d Departure time
- c Arrives 7 minutes earlier

Sheffield, Chesterfield, Derby, Nottingham, Leicester, Corby and Kettering to London

Saturdays

Operator Train ID 1st Class/Reservations/Bus Catering facilities	EM 2L76	EM 1B91 1◇ ♣	EM 2L76	EM 1C92 1◇ ♣	EM 1Y62	EM 1B94 1◇ ♣	EM 1C95 1◇ ♣	EM 1Y64	EM 2L78	EM 1B97 1◇ ♣	EM 2L78	EM 1C96 1◇ ♣	EM 1Y66	EM 1Y68	EM 1B00 1◇ ♣	EM 1C98 1◇ ♣	EM 2L82	EM 2L86
Sheffield (SHF)				1937			2001					2030				2100		
Chesterfield (CHD)				1949			2013					2042				2114		
Derby (DBY)				2011			2033					2102				2134		
Long Eaton (LGE)							2041									2144		
Grimsby Town (GMB)									1839									
Lincoln (LCN)									1934								2042	
Newark Castle (NCT)									2003								2110	
Nottingham (NOT)						2012			2033	2050					2125		2149	2233
Beeston (BEE)						2018			2039						2131		2155	2239
Attenborough (ATB)									2043								2159	2243
East Midlands Parkway (EMD)	←					2024	2046		2050		←	2112			2137	2149	2206	2249
Loughborough (LBO)			←			2032	2053		2058		←	2119			2145	2157	2214	2258
Barrow Upon Soar (BWS)			←						←			2103					2219	2303
Sileby (SIL)				2001								2107					2223	2307
Syston (SYS)				2006								2112					2228	2312
Leicester (LEI)			2010	2015	2031		2042	2103		2110	2120	2129			2155	2207	2237	2320
Leicester (LEI)			2013		2032		2043	2104		2114					2156			
Market Harborough (MHR)			2026				2056			2127					2209			
Melton Mowbray (MMO)																		
Oakham (OKM)																		
Corby (COR)					2040			2110					2140	2201				
Kettering (KET)			2035		2048	2105		2118		2136			2148	2209		2218		
Kettering (KET)			2036		2048	2106		2119		2137			2148			2219		
Wellingborough (WEL)					2056			2127					2156			2227		
Bedford (BDM)					2110			2140		2155			2210					
Luton (LUT)					2125			2156					2225					
Luton Airport Parkway (LTN)	←				2128			2159					2228					
St Pancras International (STP)	←		2126		2138	2151	2154	2208	2222		2234				2251		2315	












Operator Train ID	EM 1Y70	EM 2L88
Sheffield (SHF)		
Chesterfield (CHD)		
Derby (DBY)		
Long Eaton (LGE)		
Grimsby Town (GMB)		
Lincoln (LCN)		
Newark Castle (NCT)		
Nottingham (NOT)		2318
Beeston (BEE)		2324
Attenborough (ATB)		
East Midlands Parkway (EMD)	←	2332
Loughborough (LBO)		2340
Barrow Upon Soar (BWS)		
Sileby (SIL)		
Syston (SYS)		
Leicester (LEI)		2351
Leicester (LEI)		
Market Harborough (MHR)		
Melton Mowbray (MMO)		
Oakham (OKM)		
Corby (COR)		2240
Kettering (KET)		2248
Kettering (KET)		
Wellingborough (WEL)		
Bedford (BDM)		
Luton (LUT)		
Luton Airport Parkway (LTN)	←	
St Pancras International (STP)	←	












NOTES (see introductory pages for explanation of train operator codes and standard symbols)

- a Arrival time
- d Departure time

Sheffield, Chesterfield, Derby, Nottingham, Leicester, Corby and Kettering to London

Sundays

Operator Train ID 1st Class/Reservations/Bus Catering facilities	EM 1C01 1◇	EM 1B02 1◇	EM 1C03 1◇	EM 1B04 1◇	EM 1C06 1◇	EM 1Y00	EM 1B07 1◇	EM 1Y02	EM 1C09 1◇	EM 1B10 1◇	EM 1Y04	EM 1B12 1◇	EM 1C13 1◇	EM 1Y06	EM 1B15 1◇	EM 1C16 1◇	EM 1Y08	EM 1Y10
Sheffield (SHF)  d					0823				0926				1052			1152		
Chesterfield (CHD) d					0835				0938				1105			1204		
Derby (DBY)  d	0700		0751		0855				0958				1126			1225		
Long Eaton (LGE) d			0759		0903				1007				1135			1235		
Grimsby Town (GMB) d																		
Lincoln (LCN) d																		
Newark Castle (NCT) d																		
Nottingham (NOT)  d		0724		0821			0926			1016		1110			1209			
Beeston (BEE) d				0827								1116			1215			
Attenborough (ATB) d																		
East Midlands Parkway (EMD)  d	0711	0734	0804	0833	0908		0936		1011	1026		1122	1140		1221	1239		
Loughborough (LBO) d		0741	0811	0841	0915		0943		1019	1033		1130	1147		1229	1247		
Barrow Upon Soar (BWS) d																		
Sileby (SIL) d																		
Syston (SYS) d																		
Leicester (LEI) a	0725	0752	0822	0852	0926		0954		1030	1044		1141	1158		1240	1258		
Leicester (LEI) d	0726	0753	0823	0853	0927		0956		1031	1046		1144	1200		1242	1259		
Market Harborough (MHR) d	0743	0810	0840	0910	0944		1013		1044	1059		1158	1213		1256	1312		
Melton Mowbray (MMO) d																		
Oakham (OKM) d																		
Corby (COR) d						1000		1038			1141			1227			1310	1341
Kettering (KET) a	0752	0819	0849	0919	0953	1008	1022	1046	1053	1108	1149	1207		1235	1305		1318	1349
Kettering (KET) d	0753	0820	0850	0920	0954		1023		1054	1109	1149	1208		1235	1306		1318	1349
Wellingborough (WEL) d	0800	0827	0857	0927	1001		1031		1101	1116	1158			1244			1326	1357
Bedford (BDM)  d	0812	0844	0914	0944	1014		1044		1114	1130	1210			1256			1339	1410
Luton (LUT)  d	0834			1004			1102				1225			1312			1355	1425
Luton Airport Parkway (LTN)   d	0838	0906	0936	1008	1039		1106		1135	1153	1228			1315			1358	1428
St Pancras International (STP)    a	0915	0942	1012	1041	1112		1141		1211	1219	1252	1256	1308	1339	1353	1408	1422	1452

Operator Train ID 1st Class/Reservations/Bus Catering facilities	EM 1B19 1◇	EM 1C20 1◇	EM 1Y12	EM 1C22 1◇	EM 1Y14	EM 1B24 1◇	EM 1C25 1◇	EM 1Y16	EM 1C27 1◇	EM 1Y18	EM 1B29 1◇	EM 1C30 1◇	EM 1Y20	EM 1B32 1◇	EM 1C33 1◇	EM 1Y22	EM 1B35 1◇	EM 1C36 1◇
Sheffield (SHF)  d		1252		1331			1351		1432			1451				1531		1551
Chesterfield (CHD) d		1304		1344			1404		1446			1504				1544		1604
Derby (DBY)  d		1325		1406			1425		1506			1528				1606		1628
Long Eaton (LGE) d		1335					1434					1538						1637
Grimsby Town (GMB) d																		
Lincoln (LCN) d																		
Newark Castle (NCT) d																		
Nottingham (NOT)  d	1310					1410					1506			1547			1610	
Beeston (BEE) d	1316					1416					1512						1616	
Attenborough (ATB) d																		
East Midlands Parkway (EMD)  d	1323	1339		1416		1423	1439		1516		1520	1542		1557	1616		1623	1642
Loughborough (LBO) d	1330	1347				1430	1446				1528	1550					1630	1649
Barrow Upon Soar (BWS) d																		
Sileby (SIL) d																		
Syston (SYS) d																		
Leicester (LEI) a	1341	1358		1430		1441	1457		1530		1541	1601		1611	1630		1641	1700
Leicester (LEI) d	1343	1359		1432		1443	1459		1532		1543	1602		1613	1632		1643	1702
Market Harborough (MHR) d	1356	1412				1456	1512				1556			1626			1656	
Melton Mowbray (MMO) d																		
Oakham (OKM) d																		
Corby (COR) d			1410		1440			1510		1540			1610			1640		
Kettering (KET) a	1405		1418		1448	1505		1518		1548	1605		1618	1635		1648	1705	
Kettering (KET) d	1406		1418		1448	1506		1518		1548	1606		1618	1636		1648	1706	
Wellingborough (WEL) d			1426		1456			1526		1556			1626			1656		
Bedford (BDM)  d			1439		1509			1539		1609			1639			1709		
Luton (LUT)  d			1455		1525			1555		1625			1655			1725		
Luton Airport Parkway (LTN)   d			1458		1528			1558		1628			1658			1728		
St Pancras International (STP)    a	1455	1508	1522	1539	1552	1555	1608	1622	1639	1652	1655	1709	1722	1727	1739	1752	1755	1809

NOTES (see introductory pages for explanation of train operator codes and standard symbols)

- a Arrival time
- d Departure time

Sheffield, Chesterfield, Derby, Nottingham, Leicester, Corby and Kettering to London

Sundays

Operator Train ID 1st Class/Reservations/Bus Catering facilities	EM 1Y24	EM 1B38 1◇ CP	EM 1C39 1◇ CP	EM 1Y26	EM 1B41 1◇ CP	EM 1C42 1◇ CP	EM 1Y28	EM 1B44 1◇ CP	EM 1C45 1◇ CP	EM 1Y30	EM 1B47 1◇ CP	EM 1C48 1◇ CP	EM 1Y32	EM 1B50 1◇ CP	EM 1Y34	EM 1B52 1◇ CP	EM 1C53 1◇ CP	EM 1Y36	
Sheffield (SHF)			1628			1651			1728			1751					1851		
Chesterfield (CHD)			1640			1703			1741			1803					1903		
Derby (DBY)			1701			1725			1802			1826					1923		
Long Eaton (LGE)						1734						1834					1932		
Grimsby Town (GMB)																			
Lincoln (LCN)																			
Newark Castle (NCT)																			
Nottingham (NOT)		1647			1710			1745			1810			1845		1906			
Beeston (BEE)					1716						1816					1912			
Attenborough (ATB)																			
East Midlands Parkway (EMD)		1657	1712		1723	1739		1757	1813		1823	1839		1857		1919	1937		
Loughborough (LBO)			1719		1730	1746					1830	1846				1926	1944		
Barrow Upon Soar (BWS)																			
Sileby (SIL)																			
Syston (SYS)																			
Leicester (LEI)		1711	1730		1741	1757		1811	1827		1841	1857		1911		1937	1955		
Leicester (LEI)		1713	1732		1743	1802		1813	1829		1843	1902		1913		1943	1959		
Market Harborough (MHR)		1726			1756			1826	1842		1856			1926		1956			
Melton Mowbray (MMO)																			
Oakham (OKM)																			
Corby (COR)		1710		1740			1810			1840			1910					2005	
Kettering (KET)		1718	1735	1748	1805		1818	1835		1848	1905		1918	1935	1948	2005		2013	
Kettering (KET)		1718	1736	1748	1806		1818	1836		1848	1906		1918	1936	1948	2006		2018	
Wellingborough (WEL)		1726		1756			1826			1856			1926		1956			2026	
Bedford (BDM)		1739		1809			1839			1909			1940		2009			2039	
Luton (LUT)		1755		1825			1855			1925			1956		2025		2044	2055	
Luton Airport Parkway (LTN)		1758		1828			1858			1928			1959		2028			2058	
St Pancras International (STP)		1822	1827	1839	1852	1855	1909	1922	1927	1939	1952	1955	2009	2023	2027	2052	2055	2108	2122

Operator Train ID 1st Class/Reservations/Bus Catering facilities	EM 1B55 1◇ CP	EM 1C56 1◇ CP	EM 1Y38	EM 1Y40	EM 1C59 1◇ CP	EM 1B60 1◇ CP	EM 1B62 1◇ CP
Sheffield (SHF)		1951			2029		
Chesterfield (CHD)		2003			2042		
Derby (DBY)		2025			2103		
Long Eaton (LGE)		2034			2112		
Grimsby Town (GMB)							
Lincoln (LCN)							
Newark Castle (NCT)							
Nottingham (NOT)		1959				2109	2150
Beeston (BEE)		2005				2115	2156
Attenborough (ATB)							
East Midlands Parkway (EMD)		2012	2039		2117	2121	2202
Loughborough (LBO)		2019	2046		2124	2129	2210
Barrow Upon Soar (BWS)							
Sileby (SIL)							
Syston (SYS)							
Leicester (LEI)		2030	2057		2135	2140	2221
Leicester (LEI)		2032	2059		2136	2141	
Market Harborough (MHR)		2045	2112		2150	2154	
Melton Mowbray (MMO)							
Oakham (OKM)							
Corby (COR)			2110	2140			
Kettering (KET)		2054	2118	2148	2159	2203	
Kettering (KET)		2055	2118		2200	2205	
Wellingborough (WEL)		2102	2126		2207	2213	
Bedford (BDM)		2115	2139		2220	2227	
Luton (LUT)			2155		2235	2242	
Luton Airport Parkway (LTN)		2131	2158		2238	2246	
St Pancras International (STP)		2155	2208	2223	2303	2310	

NOTES (see introductory pages for explanation of train operator codes and standard symbols)

- a Arrival time
- d Departure time