

Leeds to Shipley and Bradford (summary)

Mondays to Fridays

Operator	Train ID	NT 2W01	NT 1J01	NT 2H10	NT 2M00	NT 2K02	NT 1D70	NT 1B13	NT 2D29	NT 1J03	NT 2S01	NT 2H08	NT 2P20	NT 1D71	NT 2H14	NT 2D31	NT 1B15	NT 2P22
Leeds (LDS)	10 d	0501	0512	0515	0519	0522	0542	0557		0612		0626	0630	0642	0656		0657	0711
Kirkstall Forge (KLF)	d												0637					0717
Apperley Bridge (APY)	d												0641					0722
Shipley (SHY)	a			0527								0641	0645		0708			0726
Shipley (SHY)	d								0613		0632		0646			0714		0726
Frizinghall (FZH)	d								0616		0635		0648			0717		0729
Bradford Forster Square (BDQ)	a								0622		0641		0655			0723		0736
Bramley (BLE)	d	0509	0518			0533	0549			0618				0650				
New Pudsey (NPD)	d	0514	0522			0538	0553	0606		0622				0653			0707	
Bradford Interchange (BDI)	a	0522	0530		0539	0546	0601	0614		0630				0701			0715	

Operator	Train ID	NT 1J05	NT 2S05	NT 2H18	NT 2D33	NT 2K05	NT 2P24	NT 1D72	NT 2H12	NT 2S07	NT 2H20	NT 2D35	NT 1B17	NT 1J07	NT 2P26	NT 2H01	NT 2H22	NT 2D37
Leeds (LDS)	10 d	0713		0723		0727	0742	0743	0748		0752		0755	0812	0812	0819	0825	
Kirkstall Forge (KLF)	d						0748								0818			
Apperley Bridge (APY)	d						0752								0823			
Shipley (SHY)	a			0737			0757		0801		0805				0827	0831	0837	
Shipley (SHY)	d		0737		0744		0757			0806		0811			0827			0846
Frizinghall (FZH)	d		0741		0747		0800			0810		0814			0830			0849
Bradford Forster Square (BDQ)	a		0747		0753		0806			0816		0819			0837			0855
Bramley (BLE)	d	0719				0736		0749						0818				
New Pudsey (NPD)	d	0723				0740		0753					0804	0822				
Bradford Interchange (BDI)	a	0731				0748		0801					0814	0830				

Operator	Train ID	NT 2S09	NT 2P28	NT 1D73	NT 2H24	NT 1B19	NT 1J09	NT 2P30	NT 2S13	NT 1M53	NT 2H26	NT 2D41	NT 2K09	NT 1D74	NT 2P32	NT 2H28	NT 1B21	NT 1J11
Leeds (LDS)	10 d		0841	0842	0854	0857	0912	0912		0920	0926		0927	0942	0942	0956	0957	1012
Kirkstall Forge (KLF)	d		0849		0900			0918							0949			
Apperley Bridge (APY)	d		0853					0923							0953			
Shipley (SHY)	a		0857		0907			0927		0933	0937				0957	1007		
Shipley (SHY)	d	0850	0858					0928	0932			0946			0958			
Frizinghall (FZH)	d	0853	0900					0930	0935			0949			1000			
Bradford Forster Square (BDQ)	a	0859	0907					0937	0941			0955			1007			
Bramley (BLE)	d			0849			0918						0935	0950				1018
New Pudsey (NPD)	d			0853		0906	0922						0940	0954			1006	1022
Bradford Interchange (BDI)	a			0901		0914	0930						0948	1002			1015	1030

Operator	Train ID	NT 2P34	NT 2S17	NT 2H06	NT 2H30	NT 2D45	NT 1D75	NT 2P36	NT 2H86	NT 2H32	NT 1B23	NT 1J13	NT 2P38	NT 2S21	NT 2H34	NT 2D49	NT 2K13	NT 1D76
Leeds (LDS)	10 d	1012		1018	1026		1042	1042	1049	1056	1058	1112	1112		1126		1127	1142
Kirkstall Forge (KLF)	d	1019						1049					1119					
Apperley Bridge (APY)	d	1023						1053					1123					
Shipley (SHY)	a	1027		1032	1037			1057	1102	1107			1127		1138			
Shipley (SHY)	d	1028	1032			1044		1058					1128	1132		1144		
Frizinghall (FZH)	d	1030	1035			1047		1100					1130	1135		1147		
Bradford Forster Square (BDQ)	a	1037	1041			1053		1107					1137	1141		1153		
Bramley (BLE)	d						1050						1118				1135	1150
New Pudsey (NPD)	d						1054				1108	1122					1140	1154
Bradford Interchange (BDI)	a						1102				1116	1130					1148	1203

Operator	Train ID	NT 2P40	NT 2H36	NT 1B25	NT 1J15	NT 2P42	NT 2S25	NT 2H16	NT 2H38	NT 2D53	NT 1D77	NT 2P44	NT 1B27	NT 2H40	NT 1J17	NT 2P46	NT 2H90	NT 2S29
Leeds (LDS)	10 d	1142	1156	1157	1212	1212		1218	1226		1242	1242	1253	1256	1312	1312	1318	
Kirkstall Forge (KLF)	d	1149				1219						1249				1319		
Apperley Bridge (APY)	d	1153				1223						1253				1323		
Shipley (SHY)	a	1157	1208			1227		1232	1237			1257		1308		1327	1332	
Shipley (SHY)	d	1158				1228	1232			1244		1258				1328		1338
Frizinghall (FZH)	d	1200				1230	1236			1247		1300				1330		1342
Bradford Forster Square (BDQ)	a	1207				1237	1242			1253		1307				1337		1347
Bramley (BLE)	d				1218						1250				1318			
New Pudsey (NPD)	d			1207	1222						1254		1302	1322				
Bradford Interchange (BDI)	a			1215	1230						1302		1310	1330				

NOTES (see introductory pages for explanation of train operator codes and standard symbols)

- a Arrival time
d Departure time

Leeds to Shipley and Bradford (summary)

Mondays to Fridays

Operator	Train ID	NT 2H42	NT 2D57	NT 2K17	NT 1D78	NT 2P48	NT 2H44	NT 1B29	NT 1J19	NT 2P50	NT 2S33	NT 2H17	NT 2H46	NT 2D61	NT 1D79	NT 2P52	NT 2H48	NT 1B31
Leeds (LDS)	10 d	1326		1327	1342	1342	1356	1357	1412	1412		1418	1426		1442	1442	1456	1457
Kirkstall Forge (KLF)	d					1349				1419						1449		
Apperley Bridge (APY)	d					1353				1423						1453		
Shipley (SHY)	a	1337				1357	1408			1427		1432	1437			1457	1508	
Shipley (SHY)	d		1344			1358				1428	1432			1444		1458		
Frizinghall (FZH)	d		1347			1400				1430	1435			1447		1500		
Bradford Forster Square (BDQ)	a		1353			1407				1437	1441			1453		1507		
Bramley (BLE)	d			1335	1350				1418						1450			
New Pudsey (NPD)	d			1340	1354			1406	1422						1454			1507
Bradford Interchange (BDI)	a			1348	1402			1415	1430					1502				1515

Operator	Train ID	NT 1J21	NT 2P54	NT 2S37	NT 2H92	NT 2H50	NT 2D65	NT 2K21	NT 1D72	NT 2P56	NT 2H52	NT 1B33	NT 1J23	NT 2P58	NT 2S41	NT 2H54	NT 2D69	NT 1D74
Leeds (LDS)	10 d	1512	1512		1518	1526		1527	1542	1544	1556	1557	1612	1612		1626		1642
Kirkstall Forge (KLF)	d		1519							1551				1619				
Apperley Bridge (APY)	d		1523							1555				1623				
Shipley (SHY)	a		1527		1532	1537				1559	1608			1627		1637		
Shipley (SHY)	d		1528	1532			1544			1600				1628	1632		1644	
Frizinghall (FZH)	d		1530	1535			1547			1602				1630	1636		1647	
Bradford Forster Square (BDQ)	a		1537	1541			1553			1609				1637	1642		1653	
Bramley (BLE)	d	1518						1535	1550				1618					1649
New Pudsey (NPD)	d	1522						1540	1554			1606	1622					1653
Bradford Interchange (BDI)	a	1530						1548	1602			1615	1630					1702

Operator	Train ID	NT 2P60	NT 2H94	NT 2H56	NT 1B35	NT 1J25	NT 2P62	NT 2S45	NT 2H58	NT 2H21	NT 2D73	NT 2K25	NT 2P64	NT 1D76	NT 2H60	NT 2H62	NT 1B37	NT 1J27
Leeds (LDS)	10 d	1642	1648	1656	1657	1712	1712		1719	1726		1727	1735	1742	1742	1755	1757	1812
Kirkstall Forge (KLF)	d	1649							1726					1748				
Apperley Bridge (APY)	d	1653					1721						1746					
Shipley (SHY)	a	1657	1701	1707			1725		1733	1738			1750		1755	1807		
Shipley (SHY)	d	1658					1726	1732			1744		1751					
Frizinghall (FZH)	d	1700					1729	1735			1747		1753					
Bradford Forster Square (BDQ)	a	1707					1736	1741			1753		1800					
Bramley (BLE)	d					1718						1736		1749				1818
New Pudsey (NPD)	d				1706	1722						1742		1753			1807	1822
Bradford Interchange (BDI)	a				1715	1730						1750		1801			1815	1831

Operator	Train ID	NT 2P66	NT 2S49	NT 2H96	NT 2H64	NT 2D77	NT 1D77	NT 2P68	NT 2H66	NT 1B39	NT GR 1D22	NT 1J29	NT 2P70	NT 2S53	NT 2H27	NT 2H68	NT 2D81	NT 2K29
Leeds (LDS)	10 d	1812		1819	1826		1840	1843	1856	1857	1859	1912	1912		1918	1926		1927
Kirkstall Forge (KLF)	d	1819						1850					1918			1933		
Apperley Bridge (APY)	d	1823						1854					1923			1937		
Shipley (SHY)	a	1827		1832	1837			1858	1908		1918s		1927		1931	1942		
Shipley (SHY)	d	1828	1832			1844		1859					1928	1932			1947	
Frizinghall (FZH)	d	1830	1835			1847		1901					1930	1936			1949	
Bradford Forster Square (BDQ)	a	1837	1841			1853		1908			1929		1937	1945			1955	
Bramley (BLE)	d						1847					1918						1935
New Pudsey (NPD)	d						1851			1906		1922						1940
Bradford Interchange (BDI)	a						1859			1915		1930						1948

Operator	Train ID	NT 1D78	NT 2H29	NT 2H70	NT 2S57	NT 1B41	NT 1J31	NT 2H72	NT 2P72	NT 1J01	NT 2D85	NT 2H74	NT 1B43	NT GR 1D28	NT 1J03	NT 2P74	NT 2H76	NT 2K33
Leeds (LDS)	10 d	1940	1949	1956		1957	2012	2026		2042		2056	2058	2107	2112		2126	2127
Kirkstall Forge (KLF)	d			2003				2033				2103					2133	
Apperley Bridge (APY)	d			2007				2037				2107					2137	
Shipley (SHY)	a		2002	2012				2042				2111		2118s			2142	
Shipley (SHY)	d				2032				2048		2115						2146	
Frizinghall (FZH)	d				2036				2051		2117						2149	
Bradford Forster Square (BDQ)	a				2042				2058		2123			2129			2156	
Bramley (BLE)	d	1947				2018				2049					2118			2135
New Pudsey (NPD)	d	1951				2006	2022			2053			2108		2122			2140
Bradford Interchange (BDI)	a	1959				2015	2030			2101			2116		2130			2148

NOTES (see introductory pages for explanation of train operator codes and standard symbols)

- a Arrival time
- d Departure time
- s Stops to set down only

Leeds to Shipley and Bradford (summary)

Mondays to Fridays

	Operator	NT	NT	NT	NT	NT	NT	NT	NT	NT	NT	NT	NT	
	Train ID	1J05	1B45	2S63	2H78	2D87	1J07	2H80	2S67	1J09	2H82	2D89	1B49	2H86
Leeds (LDS)	d	2142	2156		2156		2212	2226		2242	2256		2257	2320
Kirkstall Forge (KLF)	d				2202			2233						2327
Apperley Bridge (APY)	d							2237						2331
Shipley (SHY)	a				2209			2242			2307			2336
Shipley (SHY)	d			2201		2215			2302			2314		
Frizinghall (FZH)	d			2204		2217			2306			2317		
Bradford Forster Square (BDQ)	a			2210		2223			2312			2323		
Bramley (BLE)	d	2149					2218			2249				
New Pudsey (NPD)	d	2153	2206				2222			2253			2306	
Bradford Interchange (BDI)	a	2201	2215				2230			2301			2315	

NOTES (see introductory pages for explanation of train operator codes and standard symbols)

- a Arrival time
d Departure time

Leeds to Shipley and Bradford (summary)

Saturdays

Operator	Train ID	NT 2W01	NT 1J01	NT 2M00	NT 2K02	NT 1D70	NT 2D29	NT 1B13	NT 1J03	NT 2S01	NT 2H10	NT 2H08	NT 2P20	NT 1D71	NT 1B15	NT 2H14	NT 2D31	NT 2P22
Leeds (LDS)	10 d	0501	0512	0519	0526	0542		0557	0612		0620	0626	0630	0642	0656	0656		0711
Kirkstall Forge (KLF)	d												0637					0717
Apperley Bridge (APY)	d												0641					0722
Shipley (SHY)	a										0633	0641	0645			0708		0726
Shipley (SHY)	d						0613			0632			0646				0714	0726
Frizinghall (FZH)	d						0616			0635			0648				0717	0729
Bradford Forster Square (BDQ)	a						0622			0641			0655				0723	0736
Bramley (BLE)	d	0509	0518		0534	0549			0618					0650				
New Pudsey (NPD)	d	0514	0522		0539	0553		0606	0622					0653	0707			
Bradford Interchange (BDI)	a	0522	0530	0539	0547	0601		0614	0630					0701	0715			

Operator	Train ID	NT 1J05	NT 2S05	NT 2H18	NT 2D33	NT 2K05	NT 1D72	NT 2P24	NT 2H12	NT 2S07	NT 2H20	NT 2D35	NT 1B17	NT 1J07	NT 2P26	NT 2H01	NT 2H22	NT 2D37
Leeds (LDS)	10 d	0713		0723		0727	0742	0742	0748		0752		0755	0812	0812	0819	0825	
Kirkstall Forge (KLF)	d							0748							0818			
Apperley Bridge (APY)	d							0752							0823			
Shipley (SHY)	a			0737				0757	0801		0805				0827	0831	0837	
Shipley (SHY)	d		0737		0744			0757		0806		0811			0827			0846
Frizinghall (FZH)	d		0741		0747			0800		0810		0814			0830			0849
Bradford Forster Square (BDQ)	a		0747		0753			0806		0816		0819			0837			0855
Bramley (BLE)	d	0719				0736	0749							0818				
New Pudsey (NPD)	d	0723				0740	0753						0804	0822				
Bradford Interchange (BDI)	a	0731				0749	0801						0814	0830				

Operator	Train ID	NT 2S09	NT 2P28	NT 1D73	NT 2H24	NT 1B19	NT 1J09	NT 2P30	NT 2S13	NT 1M53	NT 2H26	NT 2D41	NT 2K09	NT 1D74	NT 2P32	NT 2H28	NT 1B21	NT 1J11
Leeds (LDS)	10 d		0841	0842	0854	0857	0912	0912		0919	0926		0927	0942	0942	0956	0957	1012
Kirkstall Forge (KLF)	d		0849		0900			0918							0949			
Apperley Bridge (APY)	d		0853					0923							0953			
Shipley (SHY)	a		0857		0907			0927		0931	0937				0957	1007		
Shipley (SHY)	d	0850	0858					0928	0932			0946			0958			
Frizinghall (FZH)	d	0853	0900					0930	0935			0949			1000			
Bradford Forster Square (BDQ)	a	0859	0907					0937	0941			0955			1007			
Bramley (BLE)	d			0849			0918						0935	0950				1018
New Pudsey (NPD)	d			0853		0906	0922						0940	0954			1006	1022
Bradford Interchange (BDI)	a			0901		0914	0930						0948	1002			1015	1030

Operator	Train ID	NT 2P34	NT 2S17	NT 2H06	NT 2H30	NT 2D45	NT 1D75	NT 2P36	NT 2H86	NT 2H32	NT 1B23	NT 1J13	NT 2P38	NT 2S21	NT 2H34	NT 2D49	NT 2K13	NT 1D76
Leeds (LDS)	10 d	1012		1018	1026		1042	1042	1049	1056	1058	1112	1112		1126		1127	1142
Kirkstall Forge (KLF)	d	1019						1049					1119					
Apperley Bridge (APY)	d	1023						1053					1123					
Shipley (SHY)	a	1027		1032	1037			1057	1101	1107			1127		1138			
Shipley (SHY)	d	1028	1032			1044		1058					1128	1132		1144		
Frizinghall (FZH)	d	1030	1035			1047		1100					1130	1135		1147		
Bradford Forster Square (BDQ)	a	1037	1041			1053		1107					1137	1141		1153		
Bramley (BLE)	d						1050						1118				1135	1150
New Pudsey (NPD)	d						1054				1108	1122					1140	1154
Bradford Interchange (BDI)	a						1102				1116	1130					1148	1202

Operator	Train ID	NT 2P40	NT 2H36	NT 1B25	NT 1J15	NT 2P42	NT 2S25	NT 2H16	NT 2H38	NT 2D53	NT 1D77	NT 2P44	NT 2H40	NT 1B27	NT 1J17	NT 2P46	NT 2H90	NT 2S29
Leeds (LDS)	10 d	1142	1156	1157	1212	1212		1218	1226		1242	1242	1256	1258	1312	1312	1318	
Kirkstall Forge (KLF)	d	1149				1219						1249				1319		
Apperley Bridge (APY)	d	1153				1223						1253				1323		
Shipley (SHY)	a	1157	1208			1227		1232	1237			1257	1307			1327	1332	
Shipley (SHY)	d	1158				1228	1232			1244		1258				1328		1338
Frizinghall (FZH)	d	1200				1230	1236			1247		1300				1330		1342
Bradford Forster Square (BDQ)	a	1207				1237	1242			1253		1307				1337		1347
Bramley (BLE)	d				1218						1250				1318			
New Pudsey (NPD)	d			1207	1222						1254			1307	1322			
Bradford Interchange (BDI)	a			1215	1230						1302			1316	1330			

NOTES (see introductory pages for explanation of train operator codes and standard symbols)

- a Arrival time
d Departure time

Leeds to Shipley and Bradford (summary)

Saturdays

Operator	Train ID	NT 2H42	NT 2D57	NT 2K17	NT 1D78	NT 2P48	NT 2H44	NT 1B29	NT 1J19	NT 2P50	NT 2S33	NT 2H17	NT 2H46	NT 2D61	NT 1D79	NT 2P52	NT 2H48	NT 1B31
Leeds (LDS)	10 d	1326		1327	1342	1342	1356	1357	1412	1412		1418	1426		1442	1442	1456	1457
Kirkstall Forge (KLF)	d					1349				1419						1449		
Apperley Bridge (APY)	d					1353				1423						1453		
Shipley (SHY)	a	1337				1357	1408			1427		1432	1437			1457	1508	
Shipley (SHY)	d		1344			1358				1428	1432			1444		1458		
Frizinghall (FZH)	d		1347			1400				1430	1435			1447		1500		
Bradford Forster Square (BDQ)	a		1353			1407				1437	1441			1453		1507		
Bramley (BLE)	d			1335	1350				1418						1450			
New Pudsey (NPD)	d			1340	1354			1406	1422						1454			1507
Bradford Interchange (BDI)	a			1348	1402			1415	1430					1502				1515

Operator	Train ID	NT 1J21	NT 2P54	NT 2S37	NT 2H92	NT 2H50	NT 2D65	NT 2K21	NT 1D72	NT 2P56	NT 2H52	NT 1B33	NT 1J23	NT 2P58	NT 2S41	NT 2H54	NT 2D69	NT 1D74
Leeds (LDS)	10 d	1512	1512		1518	1526		1527	1542	1544	1556	1557	1612	1612		1626		1642
Kirkstall Forge (KLF)	d		1519							1551				1619				
Apperley Bridge (APY)	d		1523							1555				1623				
Shipley (SHY)	a		1527		1532	1537				1559	1608			1627		1637		
Shipley (SHY)	d		1528	1532			1544			1600				1628	1632		1644	
Frizinghall (FZH)	d		1530	1535			1547			1602				1630	1636		1647	
Bradford Forster Square (BDQ)	a		1537	1541			1553			1609				1637	1642		1653	
Bramley (BLE)	d	1518						1535	1550				1618					1649
New Pudsey (NPD)	d	1522						1540	1554			1607	1622					1653
Bradford Interchange (BDI)	a	1530						1548	1602			1615	1630					1702

Operator	Train ID	NT 2P60	NT 2H94	NT 2H56	NT 1B35	NT 1J25	NT 2P62	NT 2S45	NT 2H58	NT 2H21	NT 2D73	NT 2K25	NT 2P64	NT 1D76	NT 2H60	NT 2H62	NT 1B37	NT 1J27
Leeds (LDS)	10 d	1642	1648	1656	1657	1712	1712		1719	1726		1727	1735	1742	1742	1755	1757	1812
Kirkstall Forge (KLF)	d	1649							1726						1748			
Apperley Bridge (APY)	d	1653					1721						1746					
Shipley (SHY)	a	1657	1701	1707			1725		1733	1738			1750		1755	1807		
Shipley (SHY)	d	1658					1726	1732				1744		1751				
Frizinghall (FZH)	d	1700					1729	1735				1747		1753				
Bradford Forster Square (BDQ)	a	1707					1736	1741				1753		1800				
Bramley (BLE)	d					1718							1735		1749			1818
New Pudsey (NPD)	d				1706	1722							1740		1753		1807	1822
Bradford Interchange (BDI)	a				1715	1730							1748		1801		1815	1831

Operator	Train ID	NT 2P66	NT 2S49	NT 2H96	NT 2H64	NT 2D77	NT 1D77	NT 2P68	NT 2H66	NT 1B39	NT GR 1D22	NT 1J29	NT 2P70	NT 2S53	NT 2H27	NT 2H68	NT 2D81	NT 2K29
Leeds (LDS)	10 d	1812		1818	1826		1840	1843	1856	1857	1859	1912	1912		1918	1926		1927
Kirkstall Forge (KLF)	d	1819						1850					1918			1933		
Apperley Bridge (APY)	d	1823						1854					1923			1937		
Shipley (SHY)	a	1827		1832	1837			1858	1908		1918s		1927		1931	1942		
Shipley (SHY)	d	1828	1832			1844		1859					1928	1932			1947	
Frizinghall (FZH)	d	1830	1835			1847		1901					1930	1936			1949	
Bradford Forster Square (BDQ)	a	1837	1841			1853		1908			1929		1937	1945			1955	
Bramley (BLE)	d						1847					1918						1935
New Pudsey (NPD)	d						1851			1906		1922						1940
Bradford Interchange (BDI)	a						1859			1915		1930						1948

Operator	Train ID	NT 1D78	NT 2H29	NT 2H70	NT 2S57	NT 1B41	NT 1J31	NT 2H72	NT 2P72	NT 1J01	NT 2D85	NT 2H74	NT 1B43	NT 1J03	NT 2P74	NT 2H76	NT 2S63	NT 2K33
Leeds (LDS)	10 d	1940	1949	1956		1957	2012	2026		2042		2056	2057	2112		2126		2127
Kirkstall Forge (KLF)	d			2003				2033				2103				2133		
Apperley Bridge (APY)	d			2007				2037				2107				2137		
Shipley (SHY)	a		2002	2012				2042				2111				2142		
Shipley (SHY)	d				2032				2048		2115				2146		2201	
Frizinghall (FZH)	d				2036				2051		2117				2149		2204	
Bradford Forster Square (BDQ)	a				2042				2058		2123				2156		2210	
Bramley (BLE)	d	1947					2018			2049				2118				2135
New Pudsey (NPD)	d	1951				2006	2022			2053			2106	2122				2140
Bradford Interchange (BDI)	a	1959				2015	2030			2101			2115	2130				2148

NOTES (see introductory pages for explanation of train operator codes and standard symbols)

- a Arrival time
- d Departure time
- s Stops to set down only

Leeds to Shipley and Bradford (summary)

Saturdays

	Operator	NT	GR	NT	NT	NT	NT	NT	NT	NT	NT	NT	NT
	Train ID	1J05	1D30	2H78	2D87	1B45	2H80	2S67	1J09	2H82	2D89	1B49	2H86
	1st Class/Reservations/Bus		1										
Leeds (LDS)	10 d	2142	2153	2156		2157	2226		2242	2256		2258	2320
Kirkstall Forge (KLF)	d			2202			2233						2327
Apperley Bridge (APY)	d						2237						2331
Shipley (SHY)	a		2204s	2209			2242			2307			2336
Shipley (SHY)	d				2215			2302			2314		
Frizinghall (FZH)	d				2217			2306			2317		
Bradford Forster Square (BDQ)	a		2218		2223			2312			2323		
Bramley (BLE)	d	2149							2249				
New Pudsey (NPD)	d	2153				2206			2253			2308	
Bradford Interchange (BDI)	a	2201				2215			2301			2316	

NOTES (see introductory pages for explanation of train operator codes and standard symbols)

- a Arrival time
- d Departure time
- s Stops to set down only

Leeds to Shipley and Bradford (summary)

Sundays

Operator	Train ID	NT 2T21	NT 1J07	NT 2H54	NT 2K51	NT 2P02	NT 2S73	NT 2H90	NT 2D63	NT 1J09	NT 2K53	NT 2P04	NT 1B21	NT 2S75	NT 2D65	NT 2H12	NT 1J11	NT 2K55	
Leeds (LDS)	10 d	0758	0819	0831	0835	0836		0859		0919	0929	0941	0957			1016	1019	1029	
Kirkstall Forge (KLF)	d					0843						0948							
Apperley Bridge (APY)	d					0847						0952							
Shipley (SHY)	a			0843		0851		0912				0957				1027			
Shipley (SHY)	d					0852	0910		0917			0957		1010	1016				
Frizinghall (FZH)	d					0854	0914		0919			1000		1014	1019				
Bradford Forster Square (BDQ)	a					0901	0920		0925			1007		1020	1025				
Bramley (BLE)	d	0806	0825		0843					0925	0937							1025	1037
New Pudsey (NPD)	d	0810	0829		0847					0929	0941		1006					1029	1041
Bradford Interchange (BDI)	a	0819	0837		0856					0937	0950		1014					1037	1050

Operator	Train ID	NT 2H56	NT 2P06	NT 1B23	NT 2S77	NT 2D67	NT 1Y18	NT 1J13	NT 2H14	NT 2K57	NT 2P08	NT 1B25	NT 2S79	NT 2H16	NT 2D69	NT 2H18	NT 1J15	NT 2K59	
Leeds (LDS)	10 d	1033	1041	1057			1116	1119	1126	1129	1141	1157		1157		1216	1219	1229	
Kirkstall Forge (KLF)	d		1048								1148								
Apperley Bridge (APY)	d		1052								1152								
Shipley (SHY)	a	1045	1056				1127		1137		1156			1208		1227			
Shipley (SHY)	d		1057		1110	1116					1157		1210		1216				
Frizinghall (FZH)	d		1059		1114	1119					1159		1214		1219				
Bradford Forster Square (BDQ)	a		1106		1120	1124					1206		1220		1225				
Bramley (BLE)	d						1125		1137									1225	1237
New Pudsey (NPD)	d			1106			1129		1141		1206							1229	1241
Bradford Interchange (BDI)	a			1115			1137		1150		1215							1237	1250

Operator	Train ID	NT 2H92	NT 2P10	NT 1B27	NT 2S81	NT 2D71	NT 2H20	NT 1J17	NT 2H58	NT 2K61	NT 2P12	NT 1B29	NT 2S83	NT 2D73	NT 2H22	NT 1J19	NT 2H94	NT 2K63
Leeds (LDS)	10 d	1232	1241	1257			1316	1319	1329	1329	1341	1357			1416	1419	1423	1429
Kirkstall Forge (KLF)	d		1248								1348							
Apperley Bridge (APY)	d		1252								1352							
Shipley (SHY)	a	1244	1256				1327		1341		1356				1427		1435	
Shipley (SHY)	d		1257		1310	1316					1357		1410	1416				
Frizinghall (FZH)	d		1259		1314	1319					1359		1414	1419				
Bradford Forster Square (BDQ)	a		1306		1320	1325					1406		1420	1425				
Bramley (BLE)	d						1325		1337								1425	1437
New Pudsey (NPD)	d			1306			1329		1341		1406						1429	1441
Bradford Interchange (BDI)	a			1315			1337		1350		1415						1437	1450

Operator	Train ID	NT 2P14	NT 1B31	NT 2S85	NT 2D75	NT 2H24	NT 1J21	NT 2K65	NT 2H60	NT 2P16	NT 1B33	NT 2S87	NT 2D77	NT 2H26	NT 1J23	NT 2H96	NT 2K67	NT 2P18
Leeds (LDS)	10 d	1441	1457			1516	1519	1529	1532	1541	1557			1611	1619	1623	1629	1641
Kirkstall Forge (KLF)	d	1448								1548								1648
Apperley Bridge (APY)	d	1452								1552								1652
Shipley (SHY)	a	1456				1527			1544	1556				1623		1635		1656
Shipley (SHY)	d	1457		1510	1516					1557		1610	1616					1657
Frizinghall (FZH)	d	1459		1514	1519					1559		1614	1619					1659
Bradford Forster Square (BDQ)	a	1506		1520	1525				1606			1620	1625					1706
Bramley (BLE)	d						1525	1537								1625		1637
New Pudsey (NPD)	d		1506				1529	1541			1606					1629		1641
Bradford Interchange (BDI)	a		1515				1537	1550			1615					1637		1650

Operator	Train ID	NT 1B35	NT 2S89	NT 2D79	NT 2H28	NT 1J25	NT 2K69	NT 2H62	NT 2P20	NT 1B37	NT 2S91	NT 2D81	NT 2H30	NT 1J27	NT 2K71	NT 2P22	NT 2H98	NT 1B39
Leeds (LDS)	10 d	1657			1716	1719	1729	1731	1745	1757			1816	1819	1829	1841	1852	1857
Kirkstall Forge (KLF)	d								1752							1848		
Apperley Bridge (APY)	d								1756							1852		
Shipley (SHY)	a				1727			1743	1800				1828			1856	1904	
Shipley (SHY)	d		1710	1717					1801		1810	1816						1857
Frizinghall (FZH)	d		1714	1720					1803		1814	1819						1859
Bradford Forster Square (BDQ)	a		1720	1726					1810		1820	1825						1906
Bramley (BLE)	d					1725	1737						1825	1837				
New Pudsey (NPD)	d	1706				1729	1741			1806			1829	1841				1906
Bradford Interchange (BDI)	a	1715				1737	1750			1815			1837	1850				1915

NOTES (see introductory pages for explanation of train operator codes and standard symbols)

- a Arrival time
d Departure time

Leeds to Shipley and Bradford (summary)

Sundays

Operator Train ID	NT 2S93	NT 2D83	NT 2H32	NT 1J29	NT 2K73	NT 2P24	NT 1B41	NT 2S95	NT 2D85	NT 2H34	NT 1J31	NT 2K75	NT 2P26	NT 1B43	NT 2S97	NT 2D87	NT 2H36
Leeds (LDS)	10 d		1916	1919	1929	1942	1957			2016	2019	2029	2041	2057			2116
Kirkstall Forge (KLF)	d					1949							2048				
Apperley Bridge (APY)	d					1953							2052				
Shipley (SHY)	a		1927			1957				2027			2056				2127
Shipley (SHY)	d	1910	1916			1958		2010	2018				2057		2110	2117	
Frizinghall (FZH)	d	1914	1919			2000		2014	2020				2059		2114	2119	
Bradford Forster Square (BDQ)	a	1920	1925			2007		2020	2026				2106		2120	2125	
Bramley (BLE)	d			1927	1937						2025	2037					
New Pudsey (NPD)	d			1931	1941		2006				2029	2041		2106			
Bradford Interchange (BDI)	a			1939	1950		2015				2037	2050		2115			

Operator Train ID 1st Class/Reservations/Bus	NT 1J03	NT 2K77	NT 2P28	NT 1B45	NT 2S99	GR 1D30 □	NT 2D89	NT 1J05	NT 2H38	NT 2P30	NT 1J09	NT 2H40	
Leeds (LDS)	10 d	2118	2129	2142	2157		2200		2219	2220	2241	2319	2323
Kirkstall Forge (KLF)	d			2149							2248		
Apperley Bridge (APY)	d			2153							2252		
Shipley (SHY)	a			2159		2211s			2231	2256		2334	
Shipley (SHY)	d			2159		2207		2217			2257		
Frizinghall (FZH)	d			2202		2210		2219			2259		
Bradford Forster Square (BDQ)	a			2208		2216	2222	2225			2307		
Bramley (BLE)	d	2124	2137					2225			2325		
New Pudsey (NPD)	d	2128	2141		2206			2229			2329		
Bradford Interchange (BDI)	a	2136	2150		2215			2237			2337		

NOTES (see introductory pages for explanation of train operator codes and standard symbols)

- a Arrival time
- d Departure time
- s Stops to set down only

Bradford and Shipley to Leeds (summary)

Mondays to Fridays

Operator Train ID Days of operation/Notes 1st Class/Reservations/Bus	NT 1J34 MX	NT 1J32 MO	NT 1J36 MX	NT 2D28	NT 2P19	NT 2H07	NT 2S00	NT 2H02	GR 1A07	NT 2K04	NT 2H09	NT 2H03	NT 2D30	NT 2P21	NT 2H11	NT 2E01	NT 1B14
Bradford Interchange (BDI)	d		0027					0618		0631						0702	0709
New Pudsey (NPD)	d	0002	0003					0627		0639						0711	0718
Bramley (BLE)	d	0005	0006					0630		0643						0714	
Bradford Forster Square (BDQ)	d			0546	0558		0603		0630			0641	0645	0655			
Frizinghall (FZH)	d			0549	0601		0606					0644	0648	0658			
Shipley (SHY)	a			0553	0605		0610					0648	0652	0702			
Shipley (SHY)	d				0606	0613			0638u		0646			0702	0708		
Apperley Bridge (APY)	d				0610									0707			
Kirkstall Forge (KLF)	d				0615									0711			
Leeds (LDS)	10 a	0015	0014	0046		0624	0627		0639	0651	0652	0702		0720	0723	0724	0730

Operator Train ID 1st Class/Reservations/Bus	GR 1A13 1	NT 2S04	NT 1B99	NT 2H13	NT 2P23	NT 2E39	NT 2H15	NT 2D34	NT 2H19	NT 1J00	NT 2P25	NT 1B16	NT 2H21	NT 2H81	NT 2S08	NT 1E50	NT 2H54
Bradford Interchange (BDI)	d			0721			0737			0753		0807				0820	
New Pudsey (NPD)	d			0731			0746			0802		0816				0829	
Bramley (BLE)	d						0749			0805						0832	
Bradford Forster Square (BDQ)	d		0711		0730			0745			0754				0810		
Frizinghall (FZH)	d		0715		0733			0748			0757				0814		
Shipley (SHY)	a		0719		0737			0752			0801				0818		
Shipley (SHY)	d	0719			0729	0737		0745	0758		0802		0813	0817			0827
Apperley Bridge (APY)	d				0742		0749				0806						
Kirkstall Forge (KLF)	d				0747						0811						
Leeds (LDS)	10 a	0733		0741	0744	0755	0800	0800	0813	0814	0819	0826	0828	0834		0841	0841

Operator Train ID 1st Class/Reservations/Bus Catering facilities	NT 2D36	NT 2K08	NT 2H23	NT 2P27	GR 1A19 1 1 2	NT 2D38	NT 1J02	NT 2P29	NT 1B18	NT 2H25	NT 2S12	NT 1E52	NT 2P31	NT 2H27	NT 2D42	NT 1J04	NT 2P33
Bradford Interchange (BDI)	d		0830				0902		0907			0921				0953	
New Pudsey (NPD)	d		0839				0910		0916			0930				1001	
Bramley (BLE)	d		0843				0913					0933				1004	
Bradford Forster Square (BDQ)	d	0816			0832	0843	0847		0903		0907		0930		0946		1000
Frizinghall (FZH)	d	0819			0835		0850		0906		0910		0933		0949		1003
Shipley (SHY)	a	0823			0840		0855		0910		0914		0937		0953		1007
Shipley (SHY)	d			0838	0842	0850u			0910		0915		0938	0946			1008
Apperley Bridge (APY)	d				0846				0915				0942				1012
Kirkstall Forge (KLF)	d				0851				0919				0947				1017
Leeds (LDS)	10 a		0853	0855	0858	0906		0922	0927	0928	0930		0943	0957	1002		1013

Operator Train ID	NT 1B20	NT 2H29	NT 2S16	NT 1E54	NT 2K12	NT 2P35	NT 2H31	NT 2H85	NT 2D46	NT 1J06	NT 2P37	NT 1B22	NT 2H33	NT 2Y58	NT 2S20	NT 1E56	NT 2P39
Bradford Interchange (BDI)	d	1007			1023	1031				1053		1107				1123	
New Pudsey (NPD)	d	1016			1031	1039				1101		1116				1131	
Bramley (BLE)	d				1034	1043				1104						1134	
Bradford Forster Square (BDQ)	d			1011		1030			1046		1100				1111		1130
Frizinghall (FZH)	d			1014		1033			1049		1103				1114		1134
Shipley (SHY)	a			1018		1037			1053		1107				1118		1138
Shipley (SHY)	d		1015			1038	1045	1050			1108		1115	1121			1138
Apperley Bridge (APY)	d					1042					1112						1143
Kirkstall Forge (KLF)	d					1047					1117						1148
Leeds (LDS)	10 a	1028	1029		1043	1052	1056	1059	1107		1113	1125	1127	1132	1140		1156

Operator Train ID	NT 2H35	NT 2D50	NT 1J08	NT 2P41	NT 1B24	NT 2H37	NT 2Y60	NT 2S24	NT 1E58	NT 2K16	NT 2P43	NT 2H39	NT 2D54	NT 1J10	NT 2P45	NT 1B26	NT 2H41
Bradford Interchange (BDI)	d			1156	1208				1221	1231				1257		1307	
New Pudsey (NPD)	d			1205	1216				1230	1240				1306		1316	
Bramley (BLE)	d			1208					1233	1244				1311			
Bradford Forster Square (BDQ)	d		1146		1200			1211			1230		1246		1300		
Frizinghall (FZH)	d		1149		1203			1214			1233		1249		1303		
Shipley (SHY)	a		1153		1207			1218			1237		1253		1307		
Shipley (SHY)	d	1145			1208		1215	1219			1238	1245			1308		1315
Apperley Bridge (APY)	d				1212						1242				1312		
Kirkstall Forge (KLF)	d				1217						1247				1317		
Leeds (LDS)	10 a	1200		1218	1226	1227	1229	1238		1242	1253	1256	1259	1320	1326	1327	1330

NOTES (see introductory pages for explanation of train operator codes and standard symbols)

- a Arrival time
- d Departure time
- u Stops to pick up only
- MO Mondays only
- MX Not Mondays

Bradford and Shipley to Leeds (summary)

Mondays to Fridays

Operator	Train ID	NT 2H89	NT 2S28	NT 1E60	NT 2P47	NT 2H43	NT 2D58	NT 1J12	NT 2P49	NT 1B28	NT 2H45	NT 2Y04	NT 2S32	NT 1E62	NT 2K20	NT 2P51	NT 2H47	NT 2D62
Bradford Interchange (BDI)	d			1322				1354		1408				1421	1431			
New Pudsey (NPD)	d			1330				1404		1417				1430	1439			
Bramley (BLE)	d			1334				1407						1433	1443			
Bradford Forster Square (BDQ)	d		1311		1330		1346		1400				1411			1430		1446
Frizinghall (FZH)	d		1314		1333		1349		1403				1414			1433		1449
Shipley (SHY)	a		1318		1337		1353		1407				1418			1437		1453
Shipley (SHY)	d	1320			1338	1345			1408		1415	1419				1438	1445	
Apperley Bridge (APY)	d				1342				1412							1442		
Kirkstall Forge (KLF)	d				1347				1417							1447		
Leeds (LDS)	10 a	1338		1343	1356	1400		1418	1425	1427	1430	1437		1442	1452	1456	1459	

Operator	Train ID	NT 1J14	NT 2P53	NT 1B30	NT 2H49	NT 2S36	NT 1E64	NT 2P55	NT 2H51	NT 1E65	NT 2D66	NT 1J16	NT 2P57	NT 1B32	NT 2H53	NT 2Y01	NT 2S40	NT 1E66
Bradford Interchange (BDI)	d	1452		1507			1521					1557		1607				1621
New Pudsey (NPD)	d	1500		1516			1530					1605		1616				1630
Bramley (BLE)	d	1504					1534					1608						1633
Bradford Forster Square (BDQ)	d		1500			1511		1530			1546		1600					1611
Frizinghall (FZH)	d		1503			1514		1533			1549		1603					1614
Shipley (SHY)	a		1507			1518		1537			1553		1607					1618
Shipley (SHY)	d		1508		1515			1538	1545	1551			1608		1615	1620		
Apperley Bridge (APY)	d		1512					1542					1612					
Kirkstall Forge (KLF)	d		1517					1547					1617					
Leeds (LDS)	10 a	1513	1525	1527	1530		1543	1556	1559	1605		1618	1625	1627	1629	1638		1642

Operator	Train ID	NT 2K24	NT 2P59	NT 2H55	NT 2D70	NT 1J18	NT 2P61	NT 1B34	NT 2H57	NT 2H93	NT 2S44	NT 1E68	NT 2P63	NT 2H59	NT 2D74	NT 1J20	NT 2P65	NT 1B36
Bradford Interchange (BDI)	d	1631				1659		1706				1722				1757		1807
New Pudsey (NPD)	d	1639				1707		1715				1731				1806		1815
Bramley (BLE)	d	1643				1710						1734				1809		
Bradford Forster Square (BDQ)	d		1630		1646		1700				1711		1730		1749			1800
Frizinghall (FZH)	d		1633		1649		1703				1714		1733		1752			1803
Shipley (SHY)	a		1637		1653		1707				1718		1737		1756			1807
Shipley (SHY)	d		1638	1645		1708		1713	1720				1738	1745				1808
Apperley Bridge (APY)	d		1642			1712							1742					1812
Kirkstall Forge (KLF)	d		1647			1717							1747					1817
Leeds (LDS)	10 a	1652	1656	1700		1719	1725	1729	1730	1738		1743	1756	1800		1819	1826	1827

Operator	Train ID	NT 2H61	NT 2S48	NT 1E70	NT 2K28	NT 2P67	NT 2H63	NT 2H95	NT 2D78	NT 1J22	NT 2P69	NT 1B38	NT 2H65	NT 2Y02	NT 2S52	NT 1E72	NT 2P71	NT 2H67
Bradford Interchange (BDI)	d			1825	1832					1858		1907				1926		
New Pudsey (NPD)	d			1834	1840					1907		1915				1935		
Bramley (BLE)	d			1837	1844					1910						1938		
Bradford Forster Square (BDQ)	d		1811			1830		1846		1900					1911		1930	
Frizinghall (FZH)	d		1814			1833		1849		1903					1914		1933	
Shipley (SHY)	a		1818			1837		1853		1907					1918		1937	
Shipley (SHY)	d	1815				1838	1845	1850		1908		1915	1920				1938	1946
Apperley Bridge (APY)	d					1842				1912							1942	
Kirkstall Forge (KLF)	d					1847				1917							1947	
Leeds (LDS)	10 a	1829		1844	1853	1857	1859	1908		1919	1925	1927	1929	1939		1947	1959	2001


Operator	Train ID	NT 2D82	NT 1J24	NT 1B40	NT 2H69	NT 2S56	NT 2D84	NT 1E74	NT 2K32	NT 2P73	NT 2H71	NT 2H97	NT 1J28	NT 1B42	NT 2H73	NT 2D86	NT 2S60	NT 1E76
Bradford Interchange (BDI)	d		1958	2007				2021	2030				2053	2107				2122
New Pudsey (NPD)	d		2007	2016				2030	2039				2101	2116				2130
Bramley (BLE)	d		2010					2033	2043				2104					2134
Bradford Forster Square (BDQ)	d	1946				2011	2016			2030						2116	2120	
Frizinghall (FZH)	d	1949				2014	2019			2033						2120	2124	
Shipley (SHY)	a	1953				2018	2023			2037						2124	2128	
Shipley (SHY)	d				2016						2045	2051			2115			
Apperley Bridge (APY)	d				2021						2049				2119			
Kirkstall Forge (KLF)	d				2026						2054				2124			
Leeds (LDS)	10 a		2019	2026	2034			2042	2052		2102	2106	2113	2129	2132			2143


NOTES (see introductory pages for explanation of train operator codes and standard symbols)

- a Arrival time
d Departure time

Bradford and Shipley to Leeds (summary)

Mondays to Fridays

	Operator Train ID	NT 2P75	NT 2H75	NT 1J30	NT 2Y03	NT 1B44	NT 2H77	NT 2S64	NT 1E78	NT 2D88	NT 2H99	NT 2K36	NT 2H04	NT 1J32	NT 1B46	NT 2H79	NT 2S66	NT 2D90
Bradford Interchange (BDI)	d			2153		2207			2222			2235		2254	2305			
New Pudsey (NPD)	d			2201		2215			2231			2243		2303	2314			
Bramley (BLE)	d			2204					2234			2247		2306				
Bradford Forster Square (BDQ)	d	2129						2211		2216							2311	2316
Frizinghall (FZH)	d	2132						2214		2219							2314	2319
Shipley (SHY)	a	2136						2218		2223							2318	2323
Shipley (SHY)	d		2145		2206		2216				2231		2255				2317	
Apperley Bridge (APY)	d		2149				2220										2321	
Kirkstall Forge (KLF)	d		2154				2225										2326	
Leeds (LDS)	 a		2202	2213	2222	2227	2234		2245		2248	2257	2311	2315	2324	2336		

	Operator Train ID	NT 1J34	NT 1J36
Bradford Interchange (BDI)	d	2353	0027
New Pudsey (NPD)	d	0002	
Bramley (BLE)	d	0005	
Bradford Forster Square (BDQ)	d		
Frizinghall (FZH)	d		
Shipley (SHY)	a		
Shipley (SHY)	d		
Apperley Bridge (APY)	d		
Kirkstall Forge (KLF)	d		
Leeds (LDS)	 a	0015	0046

NOTES (see introductory pages for explanation of train operator codes and standard symbols)

- a Arrival time
d Departure time

Bradford and Shipley to Leeds (summary)

Saturdays

Operator Train ID 1st Class/Reservations/Bus	NT 1J34	NT 1J36	NT 2D28	NT 2P19	NT 2H07	NT 2S00	NT 2H02	GR 1A07 □	NT 2K04	NT 2H09	NT 2H03	NT 2D30	NT 2P21	NT 2H11	NT 2E01	NT 1B14	GR 1A13 □	
Bradford Interchange (BDI)	d		0027				0618		0631						0702	0709		
New Pudsey (NPD)	d	0002					0627		0639						0711	0718		
Bramley (BLE)	d	0005					0630		0643						0714			
Bradford Forster Square (BDQ)	d			0546	0558		0603		0630			0641	0645	0655				
Frizinghall (FZH)	d			0549	0601		0606					0644	0648	0658				
Shipley (SHY)	a			0553	0605		0610					0648	0652	0702				
Shipley (SHY)	d				0606	0613			0638u		0646			0702	0708		0718	
Apperley Bridge (APY)	d				0610									0707				
Kirkstall Forge (KLF)	d				0615									0711				
Leeds (LDS)	10 a	0015	0046		0624	0627		0639	0652	0652	0702			0720	0723	0724	0730	0733

Operator Train ID	NT 2S04	NT 1B99	NT 2H13	NT 2P23	NT 2E39	NT 2H15	NT 2D34	NT 2H19	NT 1J00	NT 2P25	NT 1B16	NT 2H21	NT 2H81	NT 2S08	NT 1E50	NT 2H54	NT 2D36
Bradford Interchange (BDI)	d		0721			0737			0753		0807				0820		
New Pudsey (NPD)	d		0731			0746			0802		0816				0829		
Bramley (BLE)	d					0749			0805						0832		
Bradford Forster Square (BDQ)	d	0711			0730		0745			0754				0810			0816
Frizinghall (FZH)	d	0715			0733		0748			0757				0814			0819
Shipley (SHY)	a	0719			0737		0752			0801				0818			0823
Shipley (SHY)	d			0729	0737		0745		0758			0802	0813	0818			0827
Apperley Bridge (APY)	d				0742		0749			0806							
Kirkstall Forge (KLF)	d				0747					0811							
Leeds (LDS)	10 a		0741	0744	0755	0800	0800		0813	0814	0819	0826	0828	0835		0841	0841

Operator Train ID 1st Class/Reservations/Bus	NT 2K08	NT 2H23	NT 2P27	GR 1A19 □	NT 2D38	NT 1J02	NT 2P29	NT 1B18	NT 2H25	NT 2S12	NT 1E52	NT 2P31	NT 2H27	NT 2D42	NT 1J04	NT 2P33	NT 1B20	
Bradford Interchange (BDI)	d	0830				0902		0907				0921			0953		1007	
New Pudsey (NPD)	d	0839				0910		0916				0930			1001		1016	
Bramley (BLE)	d	0843				0913						0933			1004			
Bradford Forster Square (BDQ)	d			0832	0843	0847		0903		0907		0930		0946		1000		
Frizinghall (FZH)	d			0835		0850		0906		0910		0933		0949		1003		
Shipley (SHY)	a			0840		0855		0910		0914		0937		0953		1007		
Shipley (SHY)	d		0838	0842	0850u		0910		0915			0938	0946			1008		
Apperley Bridge (APY)	d			0846			0915					0942				1012		
Kirkstall Forge (KLF)	d			0851			0919					0947				1017		
Leeds (LDS)	10 a	0853	0855	0858	0906		0922	0927	0928	0930		0943	0957	1002		1013	1026	1028

Operator Train ID	NT 2H29	NT 2H83	NT 2S16	NT 1E54	NT 2K12	NT 2P35	NT 2H31	NT 2D46	NT 1J06	NT 2P37	NT 1B22	NT 2H33	NT 2Y58	NT 2S20	NT 1E56	NT 2P39	NT 2H35	
Bradford Interchange (BDI)	d			1022	1031				1053		1107				1123			
New Pudsey (NPD)	d			1030	1039				1101		1116				1131			
Bramley (BLE)	d			1034	1043				1104						1134			
Bradford Forster Square (BDQ)	d			1011		1030		1046		1100				1111		1130		
Frizinghall (FZH)	d			1014		1033		1049		1103				1114		1134		
Shipley (SHY)	a			1018		1037		1053		1107				1118		1138		
Shipley (SHY)	d	1015	1019			1038	1045			1108		1115	1121			1138	1145	
Apperley Bridge (APY)	d					1042				1112						1143		
Kirkstall Forge (KLF)	d					1047				1117						1148		
Leeds (LDS)	10 a	1029	1034		1043	1052	1056	1059		1113	1125	1127	1132	1140		1143	1156	1200

Operator Train ID	NT 2H85	NT 2D50	NT 1J08	NT 2P41	NT 1B24	NT 2H37	NT 2Y60	NT 2S24	NT 1E58	NT 2K16	NT 2P43	NT 2H39	NT 2D54	NT 1J10	NT 2P45	NT 1B26	NT 2H41	
Bradford Interchange (BDI)	d			1156		1208				1221	1231			1257		1307		
New Pudsey (NPD)	d			1205		1216				1230	1240			1306		1316		
Bramley (BLE)	d			1208						1233	1244			1311				
Bradford Forster Square (BDQ)	d		1146		1200			1211			1230		1246		1300			
Frizinghall (FZH)	d		1149		1203			1214			1233		1249		1303			
Shipley (SHY)	a		1153		1207			1218			1237		1253		1307			
Shipley (SHY)	d	1150			1208		1215	1219			1238	1245			1308		1315	
Apperley Bridge (APY)	d				1212						1242				1312			
Kirkstall Forge (KLF)	d				1217						1247				1317			
Leeds (LDS)	10 a	1204		1218	1226	1227	1229	1238		1242	1253	1256	1259		1320	1326	1327	1330

NOTES (see introductory pages for explanation of train operator codes and standard symbols)

- a Arrival time
- d Departure time
- u Stops to pick up only

Bradford and Shipley to Leeds (summary)

Saturdays

Operator	Train ID	NT 2H89	NT 2S28	NT 1E60	NT 2P47	NT 2H43	NT 2D58	NT 1J12	NT 2P49	NT 1B28	NT 2H45	NT 2Y04	NT 2S32	NT 1E62	NT 2K20	NT 2P51	NT 2H47	NT 2D62
Bradford Interchange (BDI)	d			1321				1354		1407				1421	1431			
New Pudsey (NPD)	d			1330				1404		1416				1430	1439			
Bramley (BLE)	d			1333				1407						1433	1443			
Bradford Forster Square (BDQ)	d		1311		1330		1346		1400				1411			1430		1446
Frizinghall (FZH)	d		1314		1333		1349		1403				1414			1433		1449
Shipley (SHY)	a		1318		1337		1353		1407				1418			1437		1453
Shipley (SHY)	d	1320			1338	1345			1408		1415	1419				1438	1445	
Apperley Bridge (APY)	d				1342				1412							1442		
Kirkstall Forge (KLF)	d				1347				1417							1447		
Leeds (LDS)	10 a	1338		1342	1356	1400		1418	1425	1427	1430	1437		1442	1452	1456	1459	

Operator	Train ID	NT 1J14	NT 2P53	NT 1B30	NT 2H49	NT 2S36	NT 1E64	NT 2P55	NT 2H51	NT 1E65	NT 2D66	NT 1J16	NT 2P57	NT 1B32	NT 2H53	NT 2Y01	NT 2S40	NT 1E66
Bradford Interchange (BDI)	d	1452		1507			1524					1557		1607				1621
New Pudsey (NPD)	d	1500		1516			1532					1605		1616				1630
Bramley (BLE)	d	1504					1536					1608						1633
Bradford Forster Square (BDQ)	d		1500			1511		1530			1546		1600					1611
Frizinghall (FZH)	d		1503			1514		1533			1549		1603					1614
Shipley (SHY)	a		1507			1518		1537			1553		1607					1618
Shipley (SHY)	d		1508		1515			1538	1545	1551			1608		1615	1620		
Apperley Bridge (APY)	d		1512					1542					1612					
Kirkstall Forge (KLF)	d		1517					1547					1617					
Leeds (LDS)	10 a	1513	1525	1527	1530		1545	1556	1559	1605		1618	1625	1627	1629	1638		1642

Operator	Train ID	NT 2K24	NT 2P59	NT 2H55	NT 2D70	NT 1J18	NT 2P61	NT 1B34	NT 2H57	NT 2H93	NT 2S44	NT 1E68	NT 2P63	NT 2H59	NT 2D74	NT 1J20	NT 2P65	NT 1B36
Bradford Interchange (BDI)	d	1631				1655		1706				1722				1759		1807
New Pudsey (NPD)	d	1639				1704		1715				1731				1807		1815
Bramley (BLE)	d	1643				1707						1734				1811		
Bradford Forster Square (BDQ)	d		1630		1646		1700				1711		1730		1749			1800
Frizinghall (FZH)	d		1633		1649		1703				1714		1733		1752			1803
Shipley (SHY)	a		1637		1653		1707				1718		1737		1756			1807
Shipley (SHY)	d		1638	1645			1708		1713	1720			1738	1745				1808
Apperley Bridge (APY)	d		1642				1712						1742					1812
Kirkstall Forge (KLF)	d		1647				1717						1747					1817
Leeds (LDS)	10 a	1652	1656	1700		1719	1725	1728	1730	1738		1743	1756	1800		1821	1826	1827

Operator	Train ID	NT 2H61	NT 2S48	NT 1E70	NT 2K28	NT 2P67	NT 2H63	NT 2H95	NT 2D78	NT 1J22	NT 2P69	NT 1B38	NT 2H65	NT 2Y02	NT 2S52	NT 1E72	NT 2P71	NT 2H67
Bradford Interchange (BDI)	d			1825	1832							1858		1907				1926
New Pudsey (NPD)	d			1833	1840							1907		1916				1935
Bramley (BLE)	d			1836	1844							1910						1938
Bradford Forster Square (BDQ)	d		1811			1830			1846		1900				1911			1930
Frizinghall (FZH)	d		1814			1833			1849		1903				1914			1933
Shipley (SHY)	a		1818			1837			1853		1907				1918			1937
Shipley (SHY)	d	1815				1838	1845	1850			1908		1915	1920				1938
Apperley Bridge (APY)	d					1842					1912							1942
Kirkstall Forge (KLF)	d					1847					1917							1947
Leeds (LDS)	10 a	1829		1846	1853	1857	1859	1908		1919	1925	1927	1929	1939		1947	1959	2001


Operator	Train ID	NT 2D82	NT 1J24	NT 1B40	NT 2H69	NT 2S56	NT 2D84	NT 1E74	NT 2K32	NT 2P73	NT 2H71	NT 2H97	NT 1J28	NT 1B42	NT 2H73	NT 2D86	NT 2S60	NT 1E76
Bradford Interchange (BDI)	d		1958	2007				2021	2030				2053	2107				2122
New Pudsey (NPD)	d		2007	2015				2030	2039				2101	2116				2130
Bramley (BLE)	d		2010					2033	2043				2104					2134
Bradford Forster Square (BDQ)	d	1946				2011	2016			2030						2116	2120	
Frizinghall (FZH)	d	1949				2014	2019			2033						2120	2124	
Shipley (SHY)	a	1953				2018	2023			2037						2124	2128	
Shipley (SHY)	d				2016						2045	2051			2115			
Apperley Bridge (APY)	d				2021						2049				2119			
Kirkstall Forge (KLF)	d				2026						2054				2124			
Leeds (LDS)	10 a		2019	2026	2034			2043	2052		2102	2106	2113	2129	2132			2143


NOTES (see introductory pages for explanation of train operator codes and standard symbols)

- a Arrival time
d Departure time

Bradford and Shipley to Leeds (summary)

Saturdays

	Operator Train ID	NT 2P75	NT 2H75	NT 1J30	NT 2Y03	NT 1B44	NT 2H77	NT 2S64	NT 2D88	NT 1E78	NT 2H99	NT 2K36	NT 2H04	NT 1J32	NT 1B46	NT 2H79	NT 2S66	NT 2D90
Bradford Interchange (BDI)	d			2153		2207				2221		2235		2254	2302			
New Pudsey (NPD)	d			2201		2216				2230		2243		2303	2310			
Bramley (BLE)	d			2204						2233		2247		2306				
Bradford Forster Square (BDQ)	d	2129						2211	2216								2311	2316
Frizinghall (FZH)	d	2132						2214	2219								2314	2319
Shipley (SHY)	a	2136						2218	2223								2318	2323
Shipley (SHY)	d		2145		2206		2216				2231		2255				2315	
Apperley Bridge (APY)	d		2149				2220										2319	
Kirkstall Forge (KLF)	d		2154				2225										2324	
Leeds (LDS)	 a		2202	2213	2222	2226	2234			2242	2248	2257	2311	2315	2321	2332		

	Operator Train ID	NT 1J34
Bradford Interchange (BDI)	d	2353
New Pudsey (NPD)	d	0002
Bramley (BLE)	d	0005
Bradford Forster Square (BDQ)	d	
Frizinghall (FZH)	d	
Shipley (SHY)	a	
Shipley (SHY)	d	
Apperley Bridge (APY)	d	
Kirkstall Forge (KLF)	d	
Leeds (LDS)	 a	0015

NOTES (see introductory pages for explanation of train operator codes and standard symbols)

- a Arrival time
d Departure time

Bradford and Shipley to Leeds (summary)

Sundays

Operator Train ID 1st Class/Reservations/Bus	NT 1J34	NT 2H61	NT 1B18	NT 2P03	NT 2H11	NT 2D32	NT 2W51	NT 2S72	NT 1J04	NT 1B20	NT 2P05	GR 1A26 I	NT 2H13	NT 2D34	NT 2W53	NT 2H15	NT 2S74
Bradford Interchange (BDI)	d		0914				0943		0954	1011					1043		
New Pudsey (NPD)	d	0002	0923				0952		1003	1019					1053		
Bramley (BLE)	d	0005					0956		1006						1056		
Bradford Forster Square (BDQ)	d			0913		0938		0948			1013	1025		1038			1048
Frizinghall (FZH)	d			0916		0941		0951			1016			1041			1051
Shipley (SHY)	a			0920		0945		0955			1020			1045			1055
Shipley (SHY)	d		0900	0921	0940						1021	1032u	1040				1049
Apperley Bridge (APY)	d			0926							1026						
Kirkstall Forge (KLF)	d			0931							1031						
Leeds (LDS)	I a	0015	0914	0935	0939	0954		1005		1015	1029	1040	1046	1054		1104	1106

Operator Train ID	NT 1J06	NT 1B22	NT 2P07	NT 2H17	NT 2D36	NT 2W55	NT 2H63	NT 2S76	NT 1J08	NT 1B24	NT 2P09	NT 2H19	NT 2D38	NT 2W57	NT 2Y09	NT 2S78	NT 1J10
Bradford Interchange (BDI)	d	1054	1111			1143			1154	1210				1243			1300
New Pudsey (NPD)	d	1103	1119			1153			1203	1219				1253			1309
Bramley (BLE)	d	1106				1156			1206					1256			1312
Bradford Forster Square (BDQ)	d			1113		1138		1148			1213		1238				1248
Frizinghall (FZH)	d			1116		1141		1151			1216		1241				1251
Shipley (SHY)	a			1120		1145		1155			1220		1245				1255
Shipley (SHY)	d			1121	1140			1150			1221	1240					1248
Apperley Bridge (APY)	d			1126							1226						
Kirkstall Forge (KLF)	d			1132							1231						
Leeds (LDS)	I a	1115	1128	1140	1154		1204	1207		1215	1228	1240	1254		1304	1304	1320

Operator Train ID	NT 1B26	NT 2P11	NT 2H21	NT 2D40	NT 2W59	NT 2S80	NT 1J12	NT 1B28	NT 2P13	NT 2H23	NT 2H65	NT 2D42	NT 2W61	NT 2S82	NT 1J14	NT 1B30	NT 2Y11	
Bradford Interchange (BDI)	d	1307			1343		1354	1405					1443		1455	1506		
New Pudsey (NPD)	d	1315			1353		1403	1413					1453		1503	1515		
Bramley (BLE)	d				1356		1406						1456		1506			
Bradford Forster Square (BDQ)	d		1313		1338		1348		1413			1438		1448				
Frizinghall (FZH)	d		1316		1341		1351		1416			1441		1451				
Shipley (SHY)	a		1320		1345		1355		1420			1445		1455				
Shipley (SHY)	d		1320	1340					1421	1440	1449						1517	
Apperley Bridge (APY)	d		1325						1426									
Kirkstall Forge (KLF)	d		1330						1431									
Leeds (LDS)	I a	1327	1341	1354		1404		1415	1426	1440	1454	1508		1504		1515	1526	1537

Operator Train ID	NT 2P15	NT 2H25	NT 2D44	NT 2W63	NT 2S84	NT 1J16	NT 1B32	NT 2P17	NT 2H64	NT 2H27	NT 2D46	NT 2W65	NT 2S86	NT 1J18	NT 1B34	NT 2P19	NT 2Y13	
Bradford Interchange (BDI)	d			1543		1554	1607					1643		1654	1707			
New Pudsey (NPD)	d			1553		1603	1615					1653		1703	1715			
Bramley (BLE)	d			1556		1606						1656		1706				
Bradford Forster Square (BDQ)	d	1513		1538		1548		1613			1638		1648				1713	
Frizinghall (FZH)	d	1516		1541		1551		1616			1641		1651				1716	
Shipley (SHY)	a	1520		1545		1555		1620			1645		1655				1720	
Shipley (SHY)	d	1521	1540					1621	1626	1640							1721	1728
Apperley Bridge (APY)	d	1526						1626									1726	
Kirkstall Forge (KLF)	d	1531						1631									1731	
Leeds (LDS)	I a	1540	1554		1604		1615	1627	1639	1644	1654		1704		1715	1726	1741	1746


Operator Train ID	NT 2H29	NT 1E20	NT 2D48	NT 2W67	NT 2S88	NT 1J20	NT 1B36	NT 2H66	NT 2P21	NT 2H31	NT 2D50	NT 2W69	NT 2S90	NT 1J22	NT 1B38	NT 2P23	NT 2Y15	
Bradford Interchange (BDI)	d			1743		1754	1808					1845		1854	1906			
New Pudsey (NPD)	d			1753		1803	1816					1854		1903	1915			
Bramley (BLE)	d			1756		1806						1857		1906				
Bradford Forster Square (BDQ)	d			1738		1748			1814		1838		1848				1913	
Frizinghall (FZH)	d			1741		1751			1817		1841		1851				1916	
Shipley (SHY)	a			1745		1755			1821		1845		1855				1920	
Shipley (SHY)	d	1742	1747					1818	1822	1840							1921	1925
Apperley Bridge (APY)	d								1827								1926	
Kirkstall Forge (KLF)	d								1832								1931	
Leeds (LDS)	I a	1756	1805		1807		1814	1827	1834	1841	1854		1905		1915	1924	1940	1944


NOTES (see introductory pages for explanation of train operator codes and standard symbols)

- a Arrival time
- d Departure time
- u Stops to pick up only

Bradford and Shipley to Leeds (summary)

Sundays

Operator Train ID	NT 2H33	NT 2D52	NT 2W71	NT 2H67	NT 2S92	NT 1J24	NT 1B40	NT 2P25	NT 2H35	NT 2D54	NT 2W73	NT 2S94	NT 1J26	NT 1B42	NT 2P27	NT 2H77	NT 2D56
Bradford Interchange (BDI)	d		1944			1954	2007				2043		2054	2106			
New Pudsey (NPD)	d		1953			2003	2016				2053		2103	2114			
Bramley (BLE)	d		1956			2006					2056		2106				
Bradford Forster Square (BDQ)	d		1938		1948			2013		2038		2048				2113	2138
Frizinghall (FZH)	d		1941		1951			2016		2041		2051				2116	2141
Shipley (SHY)	a		1945		1955			2020		2045		2055				2120	2145
Shipley (SHY)	d	1940			1950			2021	2040							2121	2138
Apperley Bridge (APY)	d							2026								2126	
Kirkstall Forge (KLF)	d							2031								2131	
Leeds (LDS)	 a	1954		2004	2007		2015	2026	2040	2054		2104		2115	2125	2140	2155

Operator Train ID	NT 2W75	NT 2H37	NT 2Y17	NT 2S96	NT 1J28	NT 1B44	NT 2P29	NT 2H39	NT 2D58	NT 2S98	NT 2W77	NT 1J30	NT 1B46	NT 2P31	NT 2H41	NT 2W79	NT 1J32
Bradford Interchange (BDI)	d	2143			2156	2209					2248	2254	2308			2344	2354
New Pudsey (NPD)	d	2153			2204	2218					2257	2303	2316			2353	0003
Bramley (BLE)	d	2156			2207						2301	2306				2356	0006
Bradford Forster Square (BDQ)	d			2148			2213		2238	2248				2315			
Frizinghall (FZH)	d			2151			2216		2241	2251				2318			
Shipley (SHY)	a			2155			2220		2245	2255				2322			
Shipley (SHY)	d		2150	2154			2221	2239						2323	2345		
Apperley Bridge (APY)	d						2226							2329			
Kirkstall Forge (KLF)	d						2231							2335			
Leeds (LDS)	 a	2204	2204	2209		2215	2227	2240	2254		2310	2316	2326	2344	2359	0004	0014

NOTES (see introductory pages for explanation of train operator codes and standard symbols)

- a Arrival time
d Departure time