

London to Herne Hill, Beckenham Junction, Denmark Hill, Catford, Bromley South, Orpington, Swanley and Sevenoaks

Mondays to Fridays

Operator Days of operation/Notes	TL	TL A	SE	TL	TL A	SE B	TL	TL A	SE	SE C	TL	TL A	SE	SE D	TL
London Charing Cross (CHX)	4	d													
London Waterloo (East) (WAE)	4	d													
London Cannon Street (CST)	4	d													
London Bridge (LBG)	4	d													
London Victoria (VIC)	10	d		0527		0542			0557	0605			0612	0603	
Brixton (BRX)	4	d		0534					0604				0619		
Luton (LUT)	10	d		0420				0450							
Luton Airport Parkway (LTN)	7	d		0423				0453							
St Albans City (SAC)	4	d		0435				0505							
West Hampstead Thameslink (WHP)	4	d		0501		0516		0531		0536					
Kentish Town (KTN)	4	d		0506		0521		0536		0541	0552				
Welwyn Garden City (WGC)	4	d													
Hatfield (HAT)		d													
Potters Bar (PBR)		d													
Finsbury Park (FPK)	4	d													
St Pancras International (STP)	15	d		0512		0527		0542		0547	0557				
Farringdon (ZFD)	8	d		0517		0532		0547		0552	0602				
City Thameslink (CTK)	8	d		0519		0534		0549		0554	0604				
London Blackfriars (BFR)	8	d	0516	0521		0526	0536	0546	0551		0556	0606			0616
Elephant & Castle (EPH)	4	d	0520	0525		0530	0540	0550	0555		0600	0610			0620
Loughborough Jn (LGJ)		d		0530			0545		0600			0615			
Herne Hill (HNN)	4	a		0534	0536		0549		0604	0606		0619	0621		
Herne Hill (HNN)	4	d			0537				0607				0622		
West Dulwich (WDU)		d			0539				0609				0624		
Sydenham Hill (SYH)		d			0542				0612				0627		
Penge East (PNE)		d			0545				0615				0630		
Kent House (KTH)	4	d			0547				0617				0632		
Beckenham Junction (BKJ)	4	d			0550				0620				0635		
Denmark Hill (DMK)	4	d	0528			0538		0552	0557			0608		0613	0628
Peckham Rye (PMR)	4	d	0531			0541			0601			0611		0616	0631
Nunhead (NHD)	4	d	0534			0544			0604			0614		0619a	0634
Crofton Park (CFT)		d	0537			0547			0607			0617			0637
Catford (CTF)		d	0540			0550			0610			0620			0640
Bellingham (BGM)		d	0543			0553			0613			0623			0643
Beckenham Hill (BEC)		d	0545			0555			0615			0625			0645
Ravensbourne (RVB)		d	0547			0557			0617			0627			0647
Shortlands (SRT)	4	d	0550		0554	0600		0620		0624		0630	0639		0650
Bromley South (BMS)	4	a	0552		0556	0602		0605	0622		0626	0626	0632	0641	0652
Bromley South (BMS)	4	d	0553		0557	0603		0605	0623		0627	0627	0633	0642	0653
Bickley (BKL)	4	d	0556		0600	0606			0626		0630	0636	0644		0656
Petts Wood (PET)	4	d			0605	0611				0635		0641	0649		
Orpington (ORP)	4	a			0609	0615				0639		0645	0654		
St Mary Cray (SMY)		d	0601					0611	0630			0634			0701
Swanley (SAY)	4	d	0606					0615a	0635			0640			0706
Eynsford (EYN)		d	0611						0640						0711
Shoreham (Kent) (SEH)		d	0615						0644						0715
Otford (OTF)	4	d	0618						0647		0650a				0718
Bat & Ball (BBL)		d	0621						0650						0721
Sevenoaks (SEV)	4	a	0625						0655						0725

For the complete service between Luton and London see table 051

NOTES (see introductory pages for explanation of train operator codes and standard symbols)

- a Arrival time
- d Departure time
- A To Sutton (Surrey)
- B To Dover Priory
- C To Ramsgate
- D To Gravesend

London to Herne Hill, Beckenham Junction, Denmark Hill, Catford, Bromley South, Orpington, Swanley and Sevenoaks

Mondays to Fridays

Operator Days of operation/Notes	SE E	TL A	SE	TL	SE D	SE F	TL A	SE	SE G	TL A	SE	SE B	TL	SE D
London Charing Cross (CHX)	4 d													
London Waterloo (East) (WAE)	d													
London Cannon Street (CST)	4 d													
London Bridge (LBG)	4 d													
London Victoria (VIC)	10 d	0640		0627		0633	0642		0642	0655		0657	0710	0703
Brixton (BRX)	d			0634					0649			0704		
Luton (LUT)	10 d		0520					0536						0556
Luton Airport Parkway (LTN)	7 d		0523					0539						0559
St Albans City (SAC)	d		0535					0551						0611
West Hampstead Thameslink (WHP)	d		0601		0606			0616		0632				0636
Kentish Town (KTN)	d		0606		0611			0621		0637				0641
Welwyn Garden City (WGC)	4 d													
Hatfield (HAT)	d													
Potters Bar (PBR)	d													
Finsbury Park (FPK)	d													
St Pancras International (STP)	15 d		0612		0617			0627				0642		0647
Farringdon (ZFD)	3 d		0617		0622			0632				0647		0652
City Thameslink (CTK)	3 d		0619		0624			0634				0649		0654
London Blackfriars (BFR)	3 d		0621		0626			0636		0646	0651			0656
Elephant & Castle (EPH)	d		0625		0630			0640		0650	0655			0700
Loughborough Jn (LGJ)	d		0630					0645			0700			
Herne Hill (HNN)	4 a		0634	0636				0649	0651		0704	0706		
Herne Hill (HNN)	4 d			0637					0652			0707		
West Dulwich (WDU)	d			0639					0654			0709		
Sydenham Hill (SYH)	d			0642					0657			0712		
Penge East (PNE)	d			0645					0700			0715		
Kent House (KTH)	4 d			0647					0702			0717		
Beckenham Junction (BKJ)	4 d			0650					0705			0720		
Denmark Hill (DMK)	4 d				0638	0643	0652				0658			0708
Peckham Rye (PMR)	4 d				0641	0646					0701			0711
Nunhead (NHD)	4 d				0644	0649a					0704			0714
Crofton Park (CFT)	d				0647						0707			0717
Catford (CTF)	d				0650						0710			0720
Bellingham (BGM)	d				0653						0713			0723
Beckenham Hill (BEC)	d				0655						0715			0725
Ravensbourne (RVB)	d				0657						0717			0727
Shortlands (SRT)	4 d			0656	0700				0709		0720	0724		0730
Bromley South (BMS)	4 a	0656		0658	0702		0704		0711	0712	0722	0726	0726	0732
Bromley South (BMS)	4 d			0659	0703		0706		0712	0712	0723	0727		0733
Bickley (BKL)	4 d			0701	0705				0714		0726	0730		0736
Petts Wood (PET)	4 d			0706	0711				0719			0735		0741
Orpington (ORP)	4 a			0710	0715				0724			0739		0745
St Mary Cray (SMY)	d						0715			0719	0731			
Swanley (SAY)	4 d						0719a			0724	0736			
Eynsford (EYN)	d										0741			
Shoreham (Kent) (SEH)	d										0745			
Otford (OTF)	4 d									0732a	0748			
Bat & Ball (BBL)	d										0751			
Sevenoaks (SEV)	4 a										0755			

NOTES (see introductory pages for explanation of train operator codes and standard symbols)

- a Arrival time
- d Departure time
- A To Sutton (Surrey)
- B To Dover Priory
- D To Gravesend
- E To Dover Priory/Ramsgate
- F To Gillingham (Kent)
- G To Ashford International

London to Herne Hill, Beckenham Junction, Denmark Hill, Catford, Bromley South, Orpington, Swanley and Sevenoaks

Mondays to Fridays

Operator Days of operation/Notes	SE F	TL A	SE	SE G	SE H	TL	TL A	SE	SE C	TL	SE D	SE	SE F	TL A	SE
London Charing Cross (CHX)	4 d				0729										
London Waterloo (East) (WAE)	4 d				0732										
London Cannon Street (CST)	4 d														
London Bridge (LBG)	4 d				0738										
London Victoria (VIC)	10 d	0712		0712	0725			0727	0740		0733		0742		0742
Brixton (BRX)	4 d			0719				0734							0749
Luton (LUT)	10 d										0631				
Luton Airport Parkway (LTN)	7 d										0634				
St Albans City (SAC)	d		0622				0637				0645			0652	
West Hampstead Thameslink (WHP)	4 d		0648				0702				0706			0717	
Kentish Town (KTN)	4 d		0652				0707							0722	
Welwyn Garden City (WGC)	4 d					0632									
Hatfield (HAT)	d					0637									
Potters Bar (PBR)	d					0643									
Finsbury Park (FPK)	4 d					0700									
St Pancras International (STP)	15 d		0657			0707	0712				0717			0727	
Farringdon (ZFD)	8 d		0702			0712	0717				0722			0732	
City Thameslink (CTK)	8 d		0704			0714	0719				0724			0734	
London Blackfriars (BFR)	8 d		0706			0716	0721				0726	0734		0736	
Elephant & Castle (EPH)	4 d		0710			0720	0725				0730			0740	
Loughborough Jn (LGJ)	d		0715				0730							0745	
Herne Hill (HNH)	4 a		0719	0721			0734	0736				0743		0749	0751
Herne Hill (HNH)	4 d			0722				0737				0743			0752
West Dulwich (WDU)	d			0724				0739							0754
Sydenham Hill (SYH)	d			0727				0742							0757
Penge East (PNE)	d			0730				0745							0800
Kent House (KTH)	4 d			0732				0747							0802
Beckenham Junction (BKJ)	4 d			0735				0750				0753a			0805
Denmark Hill (DMK)	4 d	0722				0728					0738	0743	0752		
Peckham Rye (PMR)	4 d					0731					0741	0746			
Nunhead (NHD)	4 d					0734					0744	0749a			
Crofton Park (CFT)	d					0737					0747				
Catford (CTF)	d					0740					0750				
Bellingham (BGM)	d					0743					0753				
Beckenham Hill (BEC)	d					0745					0755				
Ravensbourne (RVB)	d					0747					0757				
Shortlands (SRT)	4 d			0739		0750		0754			0800				0809
Bromley South (BMS)	4 a	0735		0741	0741	0752		0756	0759		0802		0804		0811
Bromley South (BMS)	4 d	0737		0742	0742	0753		0757			0803		0806		0812
Bickley (BKL)	4 d			0744		0756		0800			0806				0814
Petts Wood (PET)	4 d			0749				0805			0811				0819
Orpington (ORP)	4 a			0754				0809			0815				0824
St Mary Cray (SMY)	d	0744			0748	0801							0814		
Swanley (SAY)	4 d	0748a			0753	0759							0818a		
Eynsford (EYN)	d					0811									
Shoreham (Kent) (SEH)	d					0815									
Otford (OTF)	4 d			0801a	0807a	0818									
Bat & Ball (BBL)	d					0821									
Sevenoaks (SEV)	4 a					0825									

NOTES (see introductory pages for explanation of train operator codes and standard symbols)

- a Arrival time
- d Departure time
- A To Sutton (Surrey)
- C To Ramsgate
- D To Gravesend
- F To Gillingham (Kent)
- G To Ashford International
- H To Maidstone East

London to Herne Hill, Beckenham Junction, Denmark Hill, Catford, Bromley South, Orpington, Swanley and Sevenoaks

Mondays to Fridays

Operator Days of operation/Notes	SE G	TL	TL A	SE	SE B	TL	SE D	SE	SE F	TL A	SE	SE G	SE H	TL	TL A
London Charing Cross (CHX)	4 d												0828		
London Waterloo (East) (WAE)	4 d												0831		
London Cannon Street (CST)	4 d														
London Bridge (LBG)	4 d												0838		
London Victoria (VIC)	10 d	0755			0757	0810		0803		0812		0812	0825		
Brixton (BRX)	4 d				0804							0819			
Luton (LUT)	10 d						0701								
Luton Airport Parkway (LTN)	7 d						0704								
St Albans City (SAC)	d			0707			0715			0722					0737
West Hampstead Thameslink (WHP)	4 d			0732			0736			0747					0802
Kentish Town (KTN)	4 d			0737						0752					0807
Welwyn Garden City (WGC)	4 d		0702											0732	
Hatfield (HAT)	d		0707											0737	
Potters Bar (PBR)	d		0713											0743	
Finsbury Park (FPK)	4 d		0730											0800	
St Pancras International (STP)	15 d		0737	0742			0747			0757				0807	0812
Farringdon (ZFD)	3 d		0742	0747			0752			0802				0812	0817
City Thameslink (CTK)	3 d		0744	0749			0754			0804				0814	0819
London Blackfriars (BFR)	3 d		0746	0751			0756		0804	0806				0816	0821
Elephant & Castle (EPH)	4 d		0750	0755			0800			0810				0820	0825
Loughborough Jn (LGJ)	d			0800						0815					0830
Herne Hill (HNH)	4 a			0804	0806				0813	0819	0821				0834
Herne Hill (HNH)	4 d				0807				0813			0822			
West Dulwich (WDU)	d				0809							0824			
Sydenham Hill (SYH)	d				0812							0827			
Penge East (PNE)	d				0815							0830			
Kent House (KTH)	4 d				0817							0832			
Beckenham Junction (BKJ)	4 d				0820				0823a			0835			
Denmark Hill (DMK)	4 d		0758				0808	0813		0822					0828
Peckham Rye (PMR)	4 d		0801				0811	0816							0831
Nunhead (NHD)	4 d		0804				0814	0818a							0834
Crofton Park (CFT)	d		0807				0817								0837
Catford (CTF)	d		0810				0820								0840
Bellingham (BGM)	d		0813				0823								0843
Beckenham Hill (BEC)	d		0815				0825								0845
Ravensbourne (RVB)	d		0817				0827								0847
Shortlands (SRT)	4 d		0820		0824		0830				0839				0850
Bromley South (BMS)	4 a	0811	0822		0826	0829	0833			0835		0841	0841		0852
Bromley South (BMS)	4 d	0812	0823		0827		0833			0836		0842	0842		0853
Bickley (BKL)	4 d		0826		0830		0836					0844			0856
Petts Wood (PET)	4 d				0835		0841					0849			
Orpington (ORP)	4 a				0839		0845					0854			
St Mary Cray (SMY)	d	0818	0831							0844		0848		0901	
Swanley (SAY)	4 d	0823	0836							0848a		0853	0859	0906	
Eynsford (EYN)	d		0841											0911	
Shoreham (Kent) (SEH)	d		0845											0915	
Otford (OTF)	4 d	0831a	0848									0901a	0907a	0918	
Bat & Ball (BBL)	d		0851											0921	
Sevenoaks (SEV)	4 a		0855											0925	

NOTES (see introductory pages for explanation of train operator codes and standard symbols)

- a Arrival time
- d Departure time
- A To Sutton (Surrey)
- B To Dover Priory
- D To Gravesend
- F To Gillingham (Kent)
- G To Ashford International
- H To Maidstone East

London to Herne Hill, Beckenham Junction, Denmark Hill, Catford, Bromley South, Orpington, Swanley and Sevenoaks

Mondays to Fridays

Operator Days of operation/Notes	SE	SE	SE D	SE C	SE F	TL A	SE	SE G	TL	TL A	SE	SE B	TL	SE D	SE H
London Charing Cross (CHX) ④ d															0929
London Waterloo (East) (WAE) ④ d															0932
London Cannon Street (CST) ④ d															
London Bridge (LBG) ④ d															0938
London Victoria (VIC) ⑩ d	0827		0833	0840	0842		0842	0855			0857	0910		0903	
Brixton (BRX) ④ d	0834						0849				0904				
Luton (LUT) ⑩ d														0801	
Luton Airport Parkway (LTN) ⑦ d														0804	
St Albans City (SAC) d						0752				0807				0815	
West Hampstead Thameslink (WHP) ④ d						0817				0832				0836	
Kentish Town (KTN) ④ d						0822				0837					
Welwyn Garden City (WGC) ④ d									0802						
Hatfield (HAT) d									0807						
Potters Bar (PBR) d									0813						
Finsbury Park (FPK) ④ d									0830						
St Pancras International (STP) ⑩ d						0827			0837	0842				0847	
Farringdon (ZFD) ③ d						0832			0842	0847				0852	
City Thameslink (CTK) ③ d						0834			0844	0849				0854	
London Blackfriars (BFR) ③ d		0834				0836			0846	0851				0856	
Elephant & Castle (EPH) ④ d						0840			0850	0855				0900	
Loughborough Jn (LGJ) d						0845				0900					
Herne Hill (HNH) ④ a	0836	0843				0849	0851			0904	0906				
Herne Hill (HNH) ④ d	0837	0843					0852				0907				
West Dulwich (WDU) d	0839						0854				0909				
Sydenham Hill (SYH) d	0842						0857				0912				
Penge East (PNE) d	0845						0900				0915				
Kent House (KTH) ④ d	0847						0902				0917				
Beckenham Junction (BKJ) ④ d	0850	0853a					0905				0920				
Denmark Hill (DMK) ④ d			0843		0852				0858					0908	0913
Peckham Rye (PMR) ④ d			0846						0901					0911	0916
Nunhead (NHD) ④ d			0849a						0904					0914	0919a
Crofton Park (CFT) d									0907					0917	
Catford (CTF) d									0910					0920	
Bellingham (BGM) d									0913					0923	
Beckenham Hill (BEC) d									0915					0925	
Ravensbourne (RVB) d									0917					0928	
Shortlands (SRT) ④ d	0854						0909		0920		0924			0930	
Bromley South (BMS) ④ a	0856			0859	0904		0911	0911	0922		0926	0926	0933		
Bromley South (BMS) ④ d	0857				0906		0912	0912	0923		0927			0933	
Bickley (BKL) ④ d	0900						0914		0926		0930			0936	
Petts Wood (PET) ④ d	0905						0919				0935			0941	
Orpington (ORP) ④ a	0909						0924				0939			0945	
St Mary Cray (SMY) d					0914			0918	0931						
Swanley (SAY) ④ d					0918a			0923	0936						0959
Eynsford (EYN) d									0941						
Shoreham (Kent) (SEH) d									0945						
Otford (OTF) ④ d								0931a	0948						1007a
Bat & Ball (BBL) d									0951						
Sevenoaks (SEV) ④ a									0955						

NOTES (see introductory pages for explanation of train operator codes and standard symbols)

- a Arrival time
- d Departure time
- A To Sutton (Surrey)
- B To Dover Priory
- C To Ramsgate
- D To Gravesend
- F To Gillingham (Kent)
- G To Ashford International
- H To Maidstone East

London to Herne Hill, Beckenham Junction, Denmark Hill, Catford, Bromley South, Orpington, Swanley and Sevenoaks

Mondays to Fridays

Operator Days of operation/Notes	TL A	SE	TL	TL A	SE	SE D	SE C	SE F	TL A	SE	SE G	TL	TL A	SE	SE D	
London Charing Cross (CHX)	⊖ 4 d															
London Waterloo (East) (WAE)	⊖ d															
London Cannon Street (CST)	⊖ 4 d															
London Bridge (LBG)	⊖ 4 d															
London Victoria (VIC)	⊖ 10 d		0912			0927	0933	0940	0942		0942	0955			0957	1003
Brixton (BRX)	⊖ d		0919			0934					0949				1004	
Luton (LUT)	10 d															
Luton Airport Parkway (LTN)	← 7 d															
St Albans City (SAC)	d	0822			0837				0852						0907	
West Hampstead Thameslink (WHP)	⊖ d	0847			0902				0917						0932	
Kentish Town (KTN)	⊖ d	0852			0907				0922						0937	
Welwyn Garden City (WGC)	4 d			0832									0902			
Hatfield (HAT)	d			0837									0907			
Potters Bar (PBR)	d			0843									0913			
Finsbury Park (FPK)	⊖ d			0900									0930			
St Pancras International (STP)	⊕ ⊖ 15 d	0857		0907	0912				0927				0937	0942		
Farringdon (ZFD)	⊖ 3 d	0902		0912	0917				0932				0942	0947		
City Thameslink (CTK)	3 d	0904		0914	0919				0934				0944	0949		
London Blackfriars (BFR)	⊖ 3 d	0906		0916	0921				0936				0946	0951		
Elephant & Castle (EPH)	⊖ d	0910		0920	0925				0940				0950	0955		
Loughborough Jn (LGJ)	d	0915			0930				0945					1000		
Herne Hill (HNH)	4 a	0919	0921		0934	0936			0949	0951				1004	1006	
Herne Hill (HNH)	4 d		0922			0937				0952					1007	
West Dulwich (WDU)	d		0924			0939				0954					1009	
Sydenham Hill (SYH)	d		0927			0942				0957					1012	
Penge East (PNE)	d		0930			0945				1000					1015	
Kent House (KTH)	4 d		0932			0947				1002					1017	
Beckenham Junction (BKJ)	4 d		0935			0950				1005					1020	
Denmark Hill (DMK)	4 d			0928			0943		0952				0958			1013
Peckham Rye (PMR)	4 d			0931			0946						1001			1016
Nunhead (NHD)	4 d			0934			0949a						1004			1019a
Crofton Park (CFT)	d			0937									1007			
Catford (CTF)	d			0940									1010			
Bellingham (BGM)	d			0943									1013			
Beckenham Hill (BEC)	d			0945									1015			
Ravensbourne (RVB)	d			0947									1017			
Shortlands (SRT)	4 d		0939	0950		0954				1009			1020		1024	
Bromley South (BMS)	4 a		0941	0952		0956		0956	1004		1011	1011	1022		1026	
Bromley South (BMS)	4 d		0942	0953		0957			1005		1012	1012	1023		1027	
Bickley (BKL)	4 d		0944	0956		1000					1014		1026		1030	
Petts Wood (PET)	4 d		0949			1005					1019				1035	
Orpington (ORP)	4 a		0954			1009					1024				1039	
St Mary Cray (SMY)	d			1001					1011			1018	1031			
Swanley (SAY)	4 d			1006					1015a			1023	1036			
Eynsford (EYN)	d			1011									1041			
Shoreham (Kent) (SEH)	d			1015									1045			
Otford (OTF)	4 d			1018								1031a	1048			
Bat & Ball (BBL)	d			1021									1051			
Sevenoaks (SEV)	4 a			1025									1055			

NOTES (see introductory pages for explanation of train operator codes and standard symbols)

- a Arrival time
- d Departure time
- A To Sutton (Surrey)
- C To Ramsgate
- D To Gravesend
- F To Gillingham (Kent)
- G To Ashford International

London to Herne Hill, Beckenham Junction, Denmark Hill, Catford, Bromley South, Orpington, Swanley and Sevenoaks

Mondays to Fridays

Operator Days of operation/Notes	TL A	SE B	SE H	TL	TL A	SE	SE D	TL A	SE C	SE F	SE G	TL	TL A	SE	SE D
London Charing Cross (CHX) ④ d			1029												
London Waterloo (East) (WAE) ④ d			1032												
London Cannon Street (CST) ④ d															
London Bridge (LBG) ④ d			1038												
London Victoria (VIC) ⑩ d		1010					1027	1033		1040	1042	1055		1057	1103
Brixton (BRX) ④ d							1034							1104	
Luton (LUT) ⑩ d															
Luton Airport Parkway (LTN) ⑦ d															
St Albans City (SAC) d	0922				0937				0952				1007		
West Hampstead Thameslink (WHP) ④ d	0947				1002				1017				1032		
Kentish Town (KTN) ④ d	0952				1007				1022				1037		
Welwyn Garden City (WGC) ④ d															
Hatfield (HAT) d															
Potters Bar (PBR) d															
Finsbury Park (FPK) ④ d															
St Pancras International (STP) ⑤ d	0957				1012				1027				1042		
Farringdon (ZFD) ③ d	1002				1017				1032				1047		
City Thameslink (CTK) ③ d	1004				1019				1034				1049		
London Blackfriars (BFR) ③ d	1006			1016	1021				1036			1046	1051		
Elephant & Castle (EPH) ④ d	1010			1020	1025				1040			1050	1055		
Loughborough Jn (LGJ) d	1015				1030				1045				1100		
Herne Hill (HMH) ④ a	1019				1034	1036			1049				1104	1106	
Herne Hill (HMH) ④ d						1037								1107	
West Dulwich (WDU) d						1039								1109	
Sydenham Hill (SYH) d						1042								1112	
Penge East (PNE) d						1045								1115	
Kent House (KTH) ④ d						1047								1117	
Beckenham Junction (BKJ) ④ d						1050								1120	
Denmark Hill (DMK) ④ d				1028			1043			1052		1058			1113
Peckham Rye (PMR) ④ d				1031			1046					1101			1116
Nunhead (NHD) ④ d				1034			1049a					1104			1119a
Crofton Park (CFT) d				1037								1107			
Catford (CTF) d				1040								1110			
Bellingham (BGM) d				1043								1113			
Beckenham Hill (BEC) d				1045								1115			
Ravensbourne (RVB) d				1047								1117			
Shortlands (SRT) ④ d				1050		1054						1120		1124	
Bromley South (BMS) ④ a		1026		1052		1056			1056	1104	1111	1122		1126	
Bromley South (BMS) ④ d				1053		1057				1105	1112	1123		1127	
Bickley (BKL) ④ d				1056		1100						1126		1130	
Petts Wood (PET) ④ d						1105								1135	
Orpington (ORP) ④ a						1109								1139	
St Mary Cray (SMY) d				1101						1111	1118	1131			
Swanley (SAY) ④ d			1059	1106						1115a	1123	1136			
Eynsford (EYN) d				1111								1141			
Shoreham (Kent) (SEH) d				1115								1145			
Otford (OTF) ④ d			1107a	1118							1131a	1148			
Bat & Ball (BBL) d				1121								1151			
Sevenoaks (SEV) ④ a				1125								1155			

NOTES (see introductory pages for explanation of train operator codes and standard symbols)

- a Arrival time
- d Departure time
- A To Sutton (Surrey)
- B To Dover Priory
- C To Ramsgate
- D To Gravesend
- F To Gillingham (Kent)
- G To Ashford International
- H To Maidstone East

London to Herne Hill, Beckenham Junction, Denmark Hill, Catford, Bromley South, Orpington, Swanley and Sevenoaks

Mondays to Fridays

Operator Days of operation/Notes	TL A	SE B	SE H	TL	TL A	SE	SE D	TL A	SE C	SE F	SE G	TL	TL A	SE	SE D
London Charing Cross (CHX) 4 d			1129												
London Waterloo (East) (WAE) 4 d			1132												
London Cannon Street (CST) 4 d															
London Bridge (LBG) 4 d			1138												
London Victoria (VIC) 10 d		1110					1127 1133		1140	1142	1155			1157 1204	1203
Brixton (BRX) 4 d															
Luton (LUT) 10 d															
Luton Airport Parkway (LTN) 7 d															
St Albans City (SAC) d	1022				1037			1052					1107		
West Hampstead Thameslink (WHP) 4 d	1047				1102			1117					1132		
Kentish Town (KTN) 4 d	1052				1107			1122					1137		
Welwyn Garden City (WGC) 4 d															
Hatfield (HAT) d															
Potters Bar (PBR) d															
Finsbury Park (FPK) 4 d															
St Pancras International (STP) 15 d	1057				1112			1127					1142		
Farringdon (ZFD) 8 d	1102				1117			1132					1147		
City Thameslink (CTK) 8 d	1104				1119			1134					1149		
London Blackfriars (BFR) 8 d	1106			1116	1121			1136				1146	1151		
Elephant & Castle (EPH) 4 d	1110			1120	1125			1140				1150	1155		
Loughborough Jn (LGJ) d	1115				1130			1145					1200		
Herne Hill (HMH) 4 a	1119				1134	1136		1149					1204	1206	
Herne Hill (HMH) 4 d						1137								1207	
West Dulwich (WDU) d						1139								1209	
Sydenham Hill (SYH) d						1142								1212	
Penge East (PNE) d						1145								1215	
Kent House (KTH) 4 d						1147								1217	
Beckenham Junction (BKJ) 4 d						1150								1220	
Denmark Hill (DMK) 4 d				1128			1143			1152		1158			1213
Peckham Rye (PMR) 4 d				1131			1146					1201			1216
Nunhead (NHD) 4 d				1134			1149a					1204			1219a
Crofton Park (CFT) d				1137								1207			
Catford (CTF) d				1140								1210			
Bellingham (BGM) d				1143								1213			
Beckenham Hill (BEC) d				1145								1215			
Ravensbourne (RVB) d				1147								1217			
Shortlands (SRT) 4 d				1150		1154						1220		1224	
Bromley South (BMS) 4 a		1126		1152		1156			1156	1204	1211	1222		1226	
Bromley South (BMS) 4 d				1153		1157				1205	1212	1223		1227	
Bickley (BKL) 4 d				1156		1200						1226		1230	
Petts Wood (PET) 4 d						1205								1235	
Orpington (ORP) 4 a						1209								1239	
St Mary Cray (SMY) d				1201						1211	1218	1231			
Swanley (SAY) 4 d			1159	1206						1215a	1223	1236			
Eynsford (EYN) d				1211								1241			
Shoreham (Kent) (SEH) d				1215								1245			
Otford (OTF) 4 d			1207a	1218							1231a	1248			
Bat & Ball (BBL) d				1221								1251			
Sevenoaks (SEV) 4 a				1225								1255			

NOTES (see introductory pages for explanation of train operator codes and standard symbols)

- a Arrival time
- d Departure time
- A To Sutton (Surrey)
- B To Dover Priory
- C To Ramsgate
- D To Gravesend
- F To Gillingham (Kent)
- G To Ashford International
- H To Maidstone East

London to Herne Hill, Beckenham Junction, Denmark Hill, Catford, Bromley South, Orpington, Swanley and Sevenoaks

Mondays to Fridays

Operator Days of operation/Notes	TL A	SE B	SE H	TL	TL A	SE	SE D	TL A	SE C	SE F	SE G	TL	TL A	SE	SE D
London Charing Cross (CHX) ④ d			1229												
London Waterloo (East) (WAE) ④ d			1232												
London Cannon Street (CST) ④ d															
London Bridge (LBG) ④ d			1238												
London Victoria (VIC) ⑩ d		1210					1227	1233		1240	1242	1255			1303
Brixton (BRX) ④ d							1234							1257	1304
Luton (LUT) ⑩ d															
Luton Airport Parkway (LTN) ⑦ d															
St Albans City (SAC) d	1122				1137			1152					1207		
West Hampstead Thameslink (WHP) ④ d	1147				1202			1217					1232		
Kentish Town (KTN) ④ d	1152				1207			1222					1237		
Welwyn Garden City (WGC) ④ d															
Hatfield (HAT) d															
Potters Bar (PBR) d															
Finsbury Park (FPK) ④ d															
St Pancras International (STP) ⑤ d	1157				1212			1227					1242		
Farringdon (ZFD) ③ d	1202				1217			1232					1247		
City Thameslink (CTK) ③ d	1204				1219			1234					1249		
London Blackfriars (BFR) ③ d	1206			1216	1221			1236				1246	1251		
Elephant & Castle (EPH) ④ d	1210			1220	1225			1240				1250	1255		
Loughborough Jn (LGJ) d	1215				1230			1245					1300		
Herne Hill (HMH) ④ a	1219				1234	1236		1249					1304	1306	
Herne Hill (HMH) ④ d						1237								1307	
West Dulwich (WDU) d						1239								1309	
Sydenham Hill (SYH) d						1242								1312	
Penge East (PNE) d						1245								1315	
Kent House (KTH) ④ d						1247								1317	
Beckenham Junction (BKJ) ④ d						1250								1320	
Denmark Hill (DMK) ④ d				1228			1243			1252		1258			1313
Peckham Rye (PMR) ④ d				1231			1246					1301			1316
Nunhead (NHD) ④ d				1234			1249a					1304			1319a
Crofton Park (CFT) d				1237								1307			
Catford (CTF) d				1240								1310			
Bellingham (BGM) d				1243								1313			
Beckenham Hill (BEC) d				1245								1315			
Ravensbourne (RVB) d				1247								1317			
Shortlands (SRT) ④ d				1250		1254						1320		1324	
Bromley South (BMS) ④ a		1226		1252		1256			1256	1304	1311	1322		1326	
Bromley South (BMS) ④ d				1253		1257				1305	1312	1323		1327	
Bickley (BKL) ④ d				1256		1300						1326		1330	
Petts Wood (PET) ④ d						1305								1335	
Orpington (ORP) ④ a						1309								1339	
St Mary Cray (SMY) d				1301						1311	1318	1331			
Swanley (SAY) ④ d			1259	1306						1315a	1323	1336			
Eynsford (EYN) d				1311								1341			
Shoreham (Kent) (SEH) d				1315								1345			
Otford (OTF) ④ d			1307a	1318							1331a	1348			
Bat & Ball (BBL) d				1321								1351			
Sevenoaks (SEV) ④ a				1325								1355			

NOTES (see introductory pages for explanation of train operator codes and standard symbols)

- a Arrival time
- d Departure time
- A To Sutton (Surrey)
- B To Dover Priory
- C To Ramsgate
- D To Gravesend
- F To Gillingham (Kent)
- G To Ashford International
- H To Maidstone East

London to Herne Hill, Beckenham Junction, Denmark Hill, Catford, Bromley South, Orpington, Swanley and Sevenoaks

Mondays to Fridays

Operator Days of operation/Notes	TL A	SE B	SE H	TL	TL A	SE	SE D	TL A	SE C	SE F	SE G	TL	TL A	SE	SE D
London Charing Cross (CHX) ④ d			1329												
London Waterloo (East) (WAE) ④ d			1332												
London Cannon Street (CST) ④ d															
London Bridge (LBG) ④ d			1338												
London Victoria (VIC) ⑩ d		1310				1327	1333		1340	1342	1355			1357	1403
Brixton (BRX) ④ d						1334								1404	
Luton (LUT) ⑩ d															
Luton Airport Parkway (LTN) ⑦ d															
St Albans City (SAC) d	1222				1237			1252					1307		
West Hampstead Thameslink (WHP) ④ d	1247				1302			1317					1332		
Kentish Town (KTN) ④ d	1252				1307			1322					1337		
Welwyn Garden City (WGC) ④ d															
Hatfield (HAT) d															
Potters Bar (PBR) d															
Finsbury Park (FPK) ④ d															
St Pancras International (STP) ⑤ d	1257				1312			1327					1342		
Farringdon (ZFD) ③ d	1302				1317			1332					1347		
City Thameslink (CTK) ③ d	1304				1319			1334					1349		
London Blackfriars (BFR) ③ d	1306			1316	1321			1336				1346	1351		
Elephant & Castle (EPH) ④ d	1310			1320	1325			1340				1350	1355		
Loughborough Jn (LGJ) d	1315				1330			1345					1400		
Herne Hill (HMH) ④ a	1319				1334	1336		1349					1404	1406	
Herne Hill (HMH) ④ d						1337								1407	
West Dulwich (WDU) d						1339								1409	
Sydenham Hill (SYH) d						1342								1412	
Penge East (PNE) d						1345								1415	
Kent House (KTH) ④ d						1347								1417	
Beckenham Junction (BKJ) ④ d						1350								1420	
Denmark Hill (DMK) ④ d				1328			1343			1352		1358			1413
Peckham Rye (PMR) ④ d				1331			1346					1401			1417
Nunhead (NHD) ④ d				1334			1349a					1404			1420a
Crofton Park (CFT) d				1337								1407			
Catford (CTF) d				1340								1410			
Bellingham (BGM) d				1343								1413			
Beckenham Hill (BEC) d				1345								1415			
Ravensbourne (RVB) d				1347								1417			
Shortlands (SRT) ④ d				1350		1354						1420		1424	
Bromley South (BMS) ④ a		1326		1352		1356			1356	1404	1411	1422		1426	
Bromley South (BMS) ④ d				1353		1357				1405	1412	1423		1427	
Bickley (BKL) ④ d				1356		1400						1426		1430	
Petts Wood (PET) ④ d						1405								1435	
Orpington (ORP) ④ a						1409								1439	
St Mary Cray (SMY) d				1401						1411	1418	1431			
Swanley (SAY) ④ d			1359	1406						1415a	1423	1436			
Eynsford (EYN) d				1411								1441			
Shoreham (Kent) (SEH) d				1415								1445			
Otford (OTF) ④ d			1407a	1418							1431a	1448			
Bat & Ball (BBL) d				1421								1451			
Sevenoaks (SEV) ④ a				1425								1455			

NOTES (see introductory pages for explanation of train operator codes and standard symbols)

- a Arrival time
- d Departure time
- A To Sutton (Surrey)
- B To Dover Priory
- C To Ramsgate
- D To Gravesend
- F To Gillingham (Kent)
- G To Ashford International
- H To Maidstone East

London to Herne Hill, Beckenham Junction, Denmark Hill, Catford, Bromley South, Orpington, Swanley and Sevenoaks

Mondays to Fridays

Operator Days of operation/Notes	TL A	SE B	SE G	TL	TL A	SE	SE D	SE E	SE F	TL A	SE	SE G	TL	TL A	SE
London Charing Cross (CHX)	⊖ 4 d		1429												
London Waterloo (East) (WAE)	⊖ d		1432												
London Cannon Street (CST)	⊖ 4 d														
London Bridge (LBG)	⊖ 4 d		1438												
London Victoria (VIC)	⊖ 10 d	1410				1427	1433	1440	1442		1442	1455			1457
Brixton (BRX)	⊖ d					1434					1449				1504
Luton (LUT)	10 d														
Luton Airport Parkway (LTN)	← 7 d														
St Albans City (SAC)	d	1322			1337					1352				1407	
West Hampstead Thameslink (WHP)	⊖ d	1347			1402					1417				1432	
Kentish Town (KTN)	⊖ d	1352			1407					1422				1437	
Welwyn Garden City (WGC)	4 d														
Hatfield (HAT)	d														
Potters Bar (PBR)	d														
Finsbury Park (FPK)	⊖ d														
St Pancras International (STP)	⊕ ⊖ 15 d	1357			1412					1427				1442	
Farringdon (ZFD)	⊖ 8 d	1402			1417					1432				1447	
City Thameslink (CTK)	8 d	1404			1419					1434				1449	
London Blackfriars (BFR)	⊖ 8 d	1406		1416	1421					1436			1446	1451	
Elephant & Castle (EPH)	⊖ d	1410		1420	1425					1440			1450	1455	
Loughborough Jn (LGJ)	d	1415			1430					1445				1500	
Herne Hill (HNN)	4 a	1419			1434	1436				1449	1451			1504	1506
Herne Hill (HNN)	4 d					1437					1452				1507
West Dulwich (WDU)	d					1439					1454				1509
Sydenham Hill (SYH)	d					1442					1457				1512
Penge East (PNE)	d					1445					1500				1515
Kent House (KTH)	4 d					1447					1502				1517
Beckenham Junction (BKJ)	4 d					1450					1505				1520
Denmark Hill (DMK)	4 d			1428			1443		1452				1458		
Peckham Rye (PMR)	4 d			1431			1446						1501		
Nunhead (NHD)	4 d			1434			1449a						1504		
Crofton Park (CFT)	d			1437									1507		
Catford (CTF)	d			1440									1510		
Bellingham (BGM)	d			1443									1513		
Beckenham Hill (BEC)	d			1445									1515		
Ravensbourne (RVB)	d			1447									1517		
Shortlands (SRT)	4 d			1450		1454					1509		1520		1524
Bromley South (BMS)	4 a	1426		1452		1456		1456	1504		1511	1511	1522		1526
Bromley South (BMS)	4 d			1453		1457			1505		1512	1512	1523		1527
Bickley (BKL)	4 d			1456		1500					1514		1526		1530
Petts Wood (PET)	4 d					1505					1519				1535
Orpington (ORP)	4 a					1509					1524				1539
St Mary Cray (SMY)	d			1501					1511			1518	1531		
Swanley (SAY)	4 d		1459	1506					1515a			1523	1536		
Eynsford (EYN)	d			1511									1541		
Shoreham (Kent) (SEH)	d			1515									1545		
Otford (OTF)	4 d		1507a	1518								1531a	1548		
Bat & Ball (BBL)	d			1521									1551		
Sevenoaks (SEV)	4 a			1525									1555		

NOTES (see introductory pages for explanation of train operator codes and standard symbols)

- a Arrival time
- d Departure time
- A To Sutton (Surrey)
- B To Dover Priory
- D To Gravesend
- E To Dover Priory/Ramsgate
- F To Gillingham (Kent)
- G To Ashford International

London to Herne Hill, Beckenham Junction, Denmark Hill, Catford, Bromley South, Orpington, Swanley and Sevenoaks

Mondays to Fridays

Operator Days of operation/Notes	SE D	SE E	TL A	SE	SE G	SE H	TL	TL A	SE	SE D	SE E	SE F	TL A	SE	SE G
London Charing Cross (CHX) ④ d						1529									
London Waterloo (East) (WAE) ④ d						1532									
London Cannon Street (CST) ④ d															
London Bridge (LBG) ④ d						1538									
London Victoria (VIC) ⑩ d	1503	1510		1512	1525				1527	1533	1540	1542		1542	1555
Brixton (BRX) ④ d				1519					1534					1549	
Luton (LUT) ⑩ d															
Luton Airport Parkway (LTN) ⑦ d															
St Albans City (SAC) d			1422					1437					1452		
West Hampstead Thameslink (WHP) ④ d			1447					1502					1517		
Kentish Town (KTN) ④ d			1452					1507					1522		
Welwyn Garden City (WGC) ④ d															
Hatfield (HAT) d															
Potters Bar (PBR) d															
Finsbury Park (FPK) ④ d															
St Pancras International (STP) ⑤ d			1457					1512					1527		
Farringdon (ZFD) ③ d			1502					1517					1532		
City Thameslink (CTK) ③ d			1504					1519					1534		
London Blackfriars (BFR) ③ d			1506				1516	1521					1536		
Elephant & Castle (EPH) ④ d			1510				1520	1525					1540		
Loughborough Jn (LGJ) d			1515					1530					1545		
Herne Hill (HNH) ④ a			1519	1521				1534	1536				1549	1551	
Herne Hill (HNH) ④ d				1522					1537					1552	
West Dulwich (WDU) d				1524					1539					1554	
Sydenham Hill (SYH) d				1527					1542					1557	
Penge East (PNE) d				1530					1545					1600	
Kent House (KTH) ④ d				1532					1547					1602	
Beckenham Junction (BKJ) ④ d				1535					1550					1605	
Denmark Hill (DMK) ④ d	1513						1528			1543		1552			
Peckham Rye (PMR) ④ d	1516						1531			1546					
Nunhead (NHD) ④ d	1519a						1534			1549a					
Crofton Park (CFT) d							1537								
Catford (CTF) d							1540								
Bellingham (BGM) d							1543								
Beckenham Hill (BEC) d							1545								
Ravensbourne (RVB) d							1547								
Shortlands (SRT) ④ d				1539			1550		1554					1609	
Bromley South (BMS) ④ a		1526		1541	1541		1552		1556		1556	1604		1611	1611
Bromley South (BMS) ④ d				1542	1542		1553		1557			1605		1612	1612
Bickley (BKL) ④ d				1544			1556		1600					1614	
Petts Wood (PET) ④ d				1549					1605					1619	
Orpington (ORP) ④ a				1554					1609					1624	
St Mary Cray (SMY) d							1601						1611		1618
Swanley (SAY) ④ d					1551	1559	1606						1615a		1623
Eynsford (EYN) d							1611								
Shoreham (Kent) (SEH) d							1615								
Otford (OTF) ④ d					1559a	1607a	1618								1631a
Bat & Ball (BBL) d							1621								
Sevenoaks (SEV) ④ a							1625								

NOTES (see introductory pages for explanation of train operator codes and standard symbols)

- a Arrival time
- d Departure time
- A To Sutton (Surrey)
- D To Gravesend
- E To Dover Priory/Ramsgate
- F To Gillingham (Kent)
- G To Ashford International
- H To Maidstone East

London to Herne Hill, Beckenham Junction, Denmark Hill, Catford, Bromley South, Orpington, Swanley and Sevenoaks

Mondays to Fridays

Operator Days of operation/Notes	TL	TL A	SE	SE D	SE B	SE F	TL A	SE	SE G	SE H	TL	TL A	SE	SE C	TL
London Charing Cross (CHX) Ⓜ 4 d										1629					
London Waterloo (East) (WAE) Ⓜ d										1632					
London Cannon Street (CST) Ⓜ 4 d															
London Bridge (LBG) Ⓜ 4 d										1638					
London Victoria (VIC) Ⓜ 10 d			1557	1603	1610	1612		1612	1625				1627	1640	
Brixton (BRX) Ⓜ d			1604					1619					1634		
Luton (LUT) Ⓜ 10 d															
Luton Airport Parkway (LTN) Ⓜ 7 d															
St Albans City (SAC) Ⓜ d		1507					1522					1537			
West Hampstead Thameslink (WHP) Ⓜ d		1532					1547					1602			
Kentish Town (KTN) Ⓜ d		1537					1552					1607			1611
Welwyn Garden City (WGC) Ⓜ 4 d															
Hatfield (HAT) Ⓜ d															
Potters Bar (PBR) Ⓜ d															
Finsbury Park (FPK) Ⓜ d															
St Pancras International (STP) Ⓜ 15 d		1542					1557					1612			1617
Farringdon (ZFD) Ⓜ 8 d		1547					1602					1617			1622
City Thameslink (CTK) Ⓜ 3 d		1549					1604					1619			1624
London Blackfriars (BFR) Ⓜ 8 d	1546	1551					1606				1616	1621			1626
Elephant & Castle (EPH) Ⓜ d	1550	1555					1610				1620	1625			1630
Loughborough Jn (LGJ) Ⓜ d		1600					1615					1630			
Herne Hill (HNH) Ⓜ 4 a		1604	1606				1619	1621				1634	1636		
Herne Hill (HNH) Ⓜ 4 d			1607					1622					1637		
West Dulwich (WDU) Ⓜ d			1609					1624					1639		
Sydenham Hill (SYH) Ⓜ d			1612					1627					1642		
Penge East (PNE) Ⓜ d			1615					1630					1645		
Kent House (KTH) Ⓜ 4 d			1617					1632					1647		
Beckenham Junction (BKJ) Ⓜ 4 d			1620					1635					1650		
Denmark Hill (DMK) Ⓜ 4 d	1558			1613		1622					1628				1638
Peckham Rye (PMR) Ⓜ 4 d	1601			1616							1631				1641
Nunhead (NHD) Ⓜ 4 d	1604			1619a							1634				1644
Crofton Park (CFT) Ⓜ d	1607										1637				1647
Catford (CTF) Ⓜ d	1610										1640				1650
Bellingham (BGM) Ⓜ d	1613										1643				1653
Beckenham Hill (BEC) Ⓜ d	1615										1645				1655
Ravensbourne (RVB) Ⓜ d	1617										1647				1657
Shortlands (SRT) Ⓜ 4 d	1620		1624					1639			1650		1654		1700
Bromley South (BMS) Ⓜ 4 a	1622		1626		1626	1634		1641	1641		1652		1656	1656	1702
Bromley South (BMS) Ⓜ 4 d	1623		1627			1635		1642	1642		1653		1657		1703
Bickley (BKL) Ⓜ 4 d	1626		1630					1644			1656		1700		1706
Petts Wood (PET) Ⓜ 4 d			1635					1649					1705		1711
Orpington (ORP) Ⓜ 4 a			1639					1654					1709		1715
St Mary Cray (SMY) Ⓜ d	1631					1641					1701				
Swanley (SAY) Ⓜ 4 d	1636					1645a			1651	1659	1706				
Eynsford (EYN) Ⓜ d	1641										1711				
Shoreham (Kent) (SEH) Ⓜ d	1645										1715				
Otford (OTF) Ⓜ 4 d	1648								1659a	1708a	1718				
Bat & Ball (BBL) Ⓜ d	1651										1721				
Sevenoaks (SEV) Ⓜ 4 a	1655										1725				

NOTES (see introductory pages for explanation of train operator codes and standard symbols)

- a Arrival time
- d Departure time
- A To Sutton (Surrey)
- B To Dover Priory
- C To Ramsgate
- D To Gravesend
- F To Gillingham (Kent)
- G To Ashford International
- H To Maidstone East

London to Herne Hill, Beckenham Junction, Denmark Hill, Catford, Bromley South, Orpington, Swanley and Sevenoaks

Mondays to Fridays

Operator Days of operation/Notes	SE D	SE F	TL A	SE	SE C	SE G	TL	TL A	SE	SE B	TL	SE D	SE F	TL A	SE
London Charing Cross (CHX) ④ d						1659									
London Waterloo (East) (WAE) ④ d						1702									
London Cannon Street (CST) ④ d															
London Bridge (LBG) ④ d						1708									
London Victoria (VIC) ⑩ d	1633	1642		1642	1655				1657	1710		1703	1712		1712
Brixton (BRX) ④ d				1649					1704						1719
Luton (LUT) ⑩ d															
Luton Airport Parkway (LTN) ⑦ d															
St Albans City (SAC) d				1552				1607							1622
West Hampstead Thameslink (WHP) ④ d				1617				1632							1647
Kentish Town (KTN) ④ d				1622				1637			1641				1652
Welwyn Garden City (WGC) ④ d															
Hatfield (HAT) d															
Potters Bar (PBR) d															
Finsbury Park (FPK) ④ d							1630								
St Pancras International (STP) ⑤ d				1627				1637	1642		1647				1657
Farringdon (ZFD) ③ d				1632				1642	1647		1652				1702
City Thameslink (CTK) ③ d				1634				1644	1649		1654				1704
London Blackfriars (BFR) ③ d				1636				1646	1651		1656				1706
Elephant & Castle (EPH) ④ d				1640				1650	1655		1700				1710
Loughborough Jn (LGJ) d				1645				1700							1715
Herne Hill (HNH) ④ a				1649	1651			1704	1706						1719
Herne Hill (HNH) ④ d					1652				1707						1722
West Dulwich (WDU) d					1654				1709						1724
Sydenham Hill (SYH) d					1657				1712						1727
Penge East (PNE) d					1700				1715						1730
Kent House (KTH) ④ d					1702				1717						1732
Beckenham Junction (BKJ) ④ d					1705				1720						1735
Denmark Hill (DMK) ④ d	1643	1652					1658				1708	1713	1722		
Peckham Rye (PMR) ④ d	1646						1701				1711	1716			
Nunhead (NHD) ④ d	1649a						1704				1714	1719a			
Crofton Park (CFT) d							1707				1717		1728		
Catford (CTF) d							1710				1720				
Bellingham (BGM) d							1713				1723		1732		
Beckenham Hill (BEC) d							1715				1725				
Ravensbourne (RVB) d							1717				1727				
Shortlands (SRT) ④ d				1709			1720		1724		1730				1739
Bromley South (BMS) ④ a		1704		1711	1711		1722		1726	1726	1732		1737		1741
Bromley South (BMS) ④ d		1705		1712	1712		1723		1727		1733		1738		1742
Bickley (BKL) ④ d				1714			1726		1730		1736				1744
Petts Wood (PET) ④ d				1719					1735		1741				1749
Orpington (ORP) ④ a				1724					1739		1745				1754
St Mary Cray (SMY) d		1711			1718		1731								
Swanley (SAY) ④ d		1715a			1723	1729	1736						1744		1748a
Eynsford (EYN) d							1741								
Shoreham (Kent) (SEH) d							1745								
Otford (OTF) ④ d					1731a	1737a	1748								
Bat & Ball (BBL) d							1751								
Sevenoaks (SEV) ④ a							1755								

NOTES (see introductory pages for explanation of train operator codes and standard symbols)

- a Arrival time
- d Departure time
- A To Sutton (Surrey)
- B To Dover Priory
- C To Ramsgate
- D To Gravesend
- F To Gillingham (Kent)
- G To Ashford International

London to Herne Hill, Beckenham Junction, Denmark Hill, Catford, Bromley South, Orpington, Swanley and Sevenoaks

Mondays to Fridays

Operator Days of operation/Notes	SE G	SE H	TL	TL A	SE	SE C	TL	SE	SE J	SE F	TL A	SE	SE G	SE G	TL
London Charing Cross (CHX) ④ d		1729												1759	
London Waterloo (East) (WAE) ④ d		1732												1802	
London Cannon Street (CST) ④ d															
London Bridge (LBG) ④ d		1738												1808	
London Victoria (VIC) ⑩ d	1725				1727	1740			1733	1742		1742	1755		
Brixton (BRX) ④ d					1734							1749			
Luton (LUT) ⑩ d															
Luton Airport Parkway (LTN) ⑦ d															
St Albans City (SAC) d				1637							1652				
West Hampstead Thameslink (WHP) ④ d				1702							1717				
Kentish Town (KTN) ④ d				1707			1711				1722				
Welwyn Garden City (WGC) ④ d															1702
Hatfield (HAT) d															1707
Potters Bar (PBR) d															1713
Finsbury Park (FPK) ④ d			1700												1730
St Pancras International (STP) ④ ⑤ d			1707	1712			1717				1727				1737
Farringdon (ZFD) ③ d			1712	1717			1722				1732				1742
City Thameslink (CTK) ③ d			1714	1719			1724				1734				1744
London Blackfriars (BFR) ③ d			1716	1721			1726	1728			1736				1746
Elephant & Castle (EPH) ④ d			1720	1725			1730	1732			1740				1750
Loughborough Jn (LGJ) d				1730				1736			1745				
Herne Hill (HNN) ④ a				1734	1736			1739			1749	1751			
Herne Hill (HNN) ④ d					1737			1740				1752			
West Dulwich (WDU) d					1739			1742				1754			
Sydenham Hill (SYH) d					1742			1745				1757			
Penge East (PNE) d					1745			1748				1800			
Kent House (KTH) ④ d					1747			1750				1802			
Beckenham Junction (BKJ) ④ d					1750			1753a				1805			
Denmark Hill (DMK) ④ d			1728				1738		1743	1752					1758
Peckham Rye (PMR) ④ d			1731				1741		1746						1801
Nunhead (NHD) ④ d			1734				1744		1749a						1804
Crofton Park (CFT) d			1737				1747								1807
Catford (CTF) d			1740				1750								1810
Bellingham (BGM) d			1743				1753								1813
Beckenham Hill (BEC) d			1745				1755								1815
Ravensbourne (RVB) d			1747				1757								1817
Shortlands (SRT) ④ d			1750		1754		1800					1809			1820
Bromley South (BMS) ④ a	1741		1752		1756	1759	1802			1804		1811	1811		1822
Bromley South (BMS) ④ d	1742		1753		1757		1803			1805		1812	1812		1823
Bickley (BKL) ④ d			1756		1800		1806					1814			1826
Petts Wood (PET) ④ d					1805		1811					1819			
Orpington (ORP) ④ a					1809		1815					1824			
St Mary Cray (SMY) d			1801							1811			1818		1831
Swanley (SAY) ④ d	1751	1759	1806							1815a			1823	1829	1836
Eynsford (EYN) d			1811												1841
Shoreham (Kent) (SEH) d			1815												1845
Otford (OTF) ④ d	1759a	1807a	1818										1831a	1837a	1848
Bat & Ball (BBL) d			1821												1851
Sevenoaks (SEV) ④ a			1825												1855

NOTES (see introductory pages for explanation of train operator codes and standard symbols)

- a Arrival time
- d Departure time
- A To Sutton (Surrey)
- C To Ramsgate
- F To Gillingham (Kent)
- G To Ashford International
- H To Maidstone East
- J To Dartford

London to Herne Hill, Beckenham Junction, Denmark Hill, Catford, Bromley South, Orpington, Swanley and Sevenoaks

Mondays to Fridays

Operator Days of operation/Notes	TL A	SE	SE B	TL	SE D	SE F	TL A	SE	SE G	SE H	TL	TL A	SE	SE C	TL
London Charing Cross (CHX) ④ d										1829					
London Waterloo (East) (WAE) ④ d										1832					
London Cannon Street (CST) ④ d															
London Bridge (LBG) ④ d										1838					
London Victoria (VIC) ⑩ d		1757	1810		1803	1812		1812	1825				1827	1840	
Brixton (BRX) ④ d		1804						1819					1834		
Luton (LUT) ⑩ d															
Luton Airport Parkway (LTN) ⑦ d															
St Albans City (SAC) d	1707						1722					1737			
West Hampstead Thameslink (WHP) ④ d	1732						1747					1802			1806
Kentish Town (KTN) ④ d	1737			1741			1752					1807			1811
Welwyn Garden City (WGC) ④ d											1732				
Hatfield (HAT) d											1737				
Potters Bar (PBR) d											1743				
Finsbury Park (FPK) ④ d											1800				
St Pancras International (STP) ④ ⑤ d	1742			1747			1757				1807	1812			1817
Farringdon (ZFD) ③ d	1747			1752			1802				1812	1817			1822
City Thameslink (CTK) ③ d	1749			1754			1804				1814	1819			1824
London Blackfriars (BFR) ③ d	1751			1756			1806				1816	1821			1826
Elephant & Castle (EPH) ④ d	1755			1800			1810				1820	1825			1830
Loughborough Jn (LGJ) d	1800						1815					1830			
Herne Hill (HNH) ④ a	1804	1806					1819	1821				1834	1836		
Herne Hill (HNH) ④ d		1807						1822					1837		
West Dulwich (WDU) d		1809						1824					1839		
Sydenham Hill (SYH) d		1812						1827					1842		
Penge East (PNE) d		1815						1830					1845		
Kent House (KTH) ④ d		1817						1832					1847		
Beckenham Junction (BKJ) ④ d		1820						1835					1850		
Denmark Hill (DMK) ④ d				1808	1813	1822					1828				1838
Peckham Rye (PMR) ④ d				1811	1816						1831				1841
Nunhead (NHD) ④ d				1814	1819a						1834				1844
Crofton Park (CFT) d				1817		1828					1837				1847
Catford (CTF) d				1820							1840				1850
Bellingham (BGM) d				1823		1832					1843				1853
Beckenham Hill (BEC) d				1825							1845				1855
Ravensbourne (RVB) d				1827							1847				1857
Shortlands (SRT) ④ d		1824		1830				1839			1850		1854		1900
Bromley South (BMS) ④ a		1826	1826	1832		1837		1841	1841		1852		1856	1859	1902
Bromley South (BMS) ④ d		1827		1833		1837		1842	1842		1853		1857		1903
Bickley (BKL) ④ d		1830		1836				1844			1856		1900		1906
Petts Wood (PET) ④ d		1835		1841				1849					1905		1911
Orpington (ORP) ④ a		1839		1845				1854					1909		1915
St Mary Cray (SMY) d						1843					1901				
Swanley (SAY) ④ d						1847a			1851	1859	1906				
Eynsford (EYN) d											1911				
Shoreham (Kent) (SEH) d											1915				
Otford (OTF) ④ d									1859a	1907a	1918				
Bat & Ball (BBL) d											1921				
Sevenoaks (SEV) ④ a											1925				

NOTES (see introductory pages for explanation of train operator codes and standard symbols)

- a Arrival time
- d Departure time
- A To Sutton (Surrey)
- B To Dover Priory
- C To Ramsgate
- D To Gravesend
- F To Gillingham (Kent)
- G To Ashford International
- H To Maidstone East

London to Herne Hill, Beckenham Junction, Denmark Hill, Catford, Bromley South, Orpington, Swanley and Sevenoaks

Mondays to Fridays

Operator Days of operation/Notes	SE	SE D	SE F	TL A	SE	SE G	TL	TL A	SE	SE B	TL	SE D	TL A	SE	SE G
London Charing Cross (CHX)	⊖	4	d												
London Waterloo (East) (WAE)	⊖		d												
London Cannon Street (CST)	⊖	4	d												
London Bridge (LBG)	⊖	4	d												
London Victoria (VIC)	⊖	10	d	1833	1842	1842	1855		1857	1910		1903		1912	1925
Brixton (BRX)	⊖		d			1849			1904					1919	
Luton (LUT)	10		d												
Luton Airport Parkway (LTN)	←	7	d												
St Albans City (SAC)			d		1752			1807					1822		
West Hampstead Thameslink (WHP)	⊖		d		1817			1832					1847		
Kentish Town (KTN)	⊖		d		1822			1837					1852		
Welwyn Garden City (WGC)	4		d				1802								
Hatfield (HAT)			d				1807								
Potters Bar (PBR)			d				1813								
Finsbury Park (FPK)	⊖		d				1830								
St Pancras International (STP)	⊕	⊖	15	d		1827		1837	1842				1857		
Farringdon (ZFD)	⊖	3	d		1832			1842	1847				1902		
City Thameslink (CTK)	3		d		1834			1844	1849				1904		
London Blackfriars (BFR)	⊖	3	d	1828		1836		1846	1851		1856		1906		
Elephant & Castle (EPH)	⊖		d	1832		1840		1850	1855		1900		1910		
Loughborough Jn (LGJ)			d	1836		1845			1900				1915		
Herne Hill (HNH)	4	a		1839		1849	1851		1904	1906			1919	1921	
Herne Hill (HNH)	4	d		1840			1852			1907				1922	
West Dulwich (WDU)			d	1842			1854			1909				1924	
Sydenham Hill (SYH)			d	1845			1857			1912				1927	
Penge East (PNE)			d	1848			1900			1915				1930	
Kent House (KTH)	4	d		1850			1902			1917				1932	
Beckenham Junction (BKJ)	4	d		1853a			1905			1920				1935	
Denmark Hill (DMK)	4	d			1843	1852			1858			1908	1913		
Peckham Rye (PMR)	4	d			1846				1901			1911	1916		
Nunhead (NHD)	4	d			1849a				1904			1914	1919a		
Crofton Park (CFT)			d						1907				1917		
Catford (CTF)			d						1910				1920		
Bellingham (BGM)			d						1913				1923		
Beckenham Hill (BEC)			d						1915				1925		
Ravensbourne (RVB)			d						1917				1927		
Shortlands (SRT)	4	d				1909			1920		1924		1930		1939
Bromley South (BMS)	4	a				1904	1911	1911	1922		1926	1926	1932		1941
Bromley South (BMS)	4	d				1905	1912	1912	1923		1927		1933		1942
Bickley (BKL)	4	d					1914		1926		1930		1936		1944
Petts Wood (PET)	4	d					1919				1935		1941		1949
Orpington (ORP)	4	a					1924				1939		1945		1954
St Mary Cray (SMY)			d			1911		1918	1931						1948
Swanley (SAY)	4	d			1915a			1923	1936						1953
Eynsford (EYN)			d						1941						
Shoreham (Kent) (SEH)			d						1945						
Otford (OTF)	4	d					1931a		1948						2001a
Bat & Ball (BBL)			d						1951						
Sevenoaks (SEV)	4	a							1955						

NOTES (see introductory pages for explanation of train operator codes and standard symbols)

- a Arrival time
- d Departure time
- A To Sutton (Surrey)
- B To Dover Priory
- D To Gravesend
- F To Gillingham (Kent)
- G To Ashford International

London to Herne Hill, Beckenham Junction, Denmark Hill, Catford, Bromley South, Orpington, Swanley and Sevenoaks

Mondays to Fridays

Operator Days of operation/Notes	SE H	TL	SE C	TL A	SE	SE D	SE F	TL A	SE	SE G	TL	TL A	SE	SE D	SE B
London Charing Cross (CHX)	⊖ 4 d	1929													
London Waterloo (East) (WAE)	⊖ d	1932													
London Cannon Street (CST)	⊖ 4 d														
London Bridge (LBG)	⊖ 4 d	1938													
London Victoria (VIC)	⊖ 10 d		1940		1927	1933	1942		1942	1955			1957	2003	2010
Brixton (BRX)	⊖ d				1934				1949				2004		
Luton (LUT)	10 d														
Luton Airport Parkway (LTN)	← 7 d														
St Albans City (SAC)	d				1837			1852				1907			
West Hampstead Thameslink (WHP)	⊖ d				1902			1917				1932			
Kentish Town (KTN)	⊖ d				1907			1922				1937			
Welwyn Garden City (WGC)	4 d		1832												
Hatfield (HAT)	d		1837												
Potters Bar (PBR)	d		1843												
Finsbury Park (FPK)	⊖ d		1900												
St Pancras International (STP)	⊕ ⊖ 15 d		1907		1912			1927				1942			
Farringdon (ZFD)	⊖ 3 d		1912		1917			1932				1947			
City Thameslink (CTK)	3 d		1914		1919			1934				1949			
London Blackfriars (BFR)	⊖ 3 d		1916		1921			1936			1946	1951			
Elephant & Castle (EPH)	⊖ d		1920		1925			1940			1950	1955			
Loughborough Jn (LGJ)	d				1930			1945				2000			
Herne Hill (HMH)	4 a				1934	1936		1949	1951			2004	2006		
Herne Hill (HMH)	4 d					1937			1952				2007		
West Dulwich (WDU)	d					1939			1954				2009		
Sydenham Hill (SYH)	d					1942			1957				2012		
Penge East (PNE)	d					1945			2000				2015		
Kent House (KTH)	4 d					1947			2002				2017		
Beckenham Junction (BKJ)	4 d					1950			2005				2020		
Denmark Hill (DMK)	4 d		1928				1943	1952				1958		2013	
Peckham Rye (PMR)	4 d		1931				1946					2001		2016	
Nunhead (NHD)	4 d		1934				1949a					2004		2019a	
Crofton Park (CFT)	d		1937									2007			
Catford (CTF)	d		1940									2010			
Bellingham (BGM)	d		1943									2013			
Beckenham Hill (BEC)	d		1945									2015			
Ravensbourne (RVB)	d		1947									2017			
Shortlands (SRT)	4 d		1950			1955			2009			2020		2024	
Bromley South (BMS)	4 a		1952	1956		1957		2004	2011	2011	2022		2026		2026
Bromley South (BMS)	4 d		1953			1958		2005	2012	2012	2023		2027		
Bickley (BKL)	4 d		1956			2000			2014		2026		2030		
Petts Wood (PET)	4 d					2005			2019				2035		
Orpington (ORP)	4 a					2009			2024				2039		
St Mary Cray (SMY)	d		2001					2011				2031			
Swanley (SAY)	4 d	1959	2006					2015a		2021		2036			
Eynsford (EYN)	d		2011									2041			
Shoreham (Kent) (SEH)	d		2015									2045			
Otford (OTF)	4 d	2007a	2018							2029a		2048			
Bat & Ball (BBL)	d		2021									2051			
Sevenoaks (SEV)	4 a		2025									2055			

NOTES (see introductory pages for explanation of train operator codes and standard symbols)

- a Arrival time
- d Departure time
- A To Sutton (Surrey)
- B To Dover Priory
- C To Ramsgate
- D To Gravesend
- F To Gillingham (Kent)
- G To Ashford International
- H To Maidstone East

London to Herne Hill, Beckenham Junction, Denmark Hill, Catford, Bromley South, Orpington, Swanley and Sevenoaks

Mondays to Fridays

Operator Days of operation/Notes	TL A	SE	SE G	SE H	TL	TL A	SE	SE D	SE C	SE F	TL A	SE	SE G	TL	TL A
London Charing Cross (CHX)	⊖ 4 d			2029											
London Waterloo (East) (WAE)	⊖ d			2032											
London Cannon Street (CST)	⊖ 4 d														
London Bridge (LBG)	⊖ 4 d			2038											
London Victoria (VIC)	⊖ 10 d		2012	2025				2027	2033	2040	2042		2042	2055	
Brixton (BRX)	⊖ d		2019					2034					2049		
Luton (LUT)	10 d														
Luton Airport Parkway (LTN)	← 7 d														
St Albans City (SAC)	d	1922				1937					1952				2007
West Hampstead Thameslink (WHP)	⊖ d	1947				2002					2017				2032
Kentish Town (KTN)	⊖ d	1952				2007					2022				2037
Welwyn Garden City (WGC)	4 d														
Hatfield (HAT)	d														
Potters Bar (PBR)	d														
Finsbury Park (FPK)	⊖ d														
St Pancras International (STP)	⊕ 15 d	1957				2012					2027				2042
Farringdon (ZFD)	⊖ 8 d	2002				2017					2032				2047
City Thameslink (CTK)	3 d	2004				2019					2034				2049
London Blackfriars (BFR)	⊖ 8 d	2006			2016	2021					2036			2046	2051
Elephant & Castle (EPH)	⊖ d	2010			2020	2025					2040			2050	2055
Loughborough Jn (LGJ)	d	2015				2030					2045				2100
Herne Hill (HNN)	4 a	2019	2021			2034	2036				2049	2051			2104
Herne Hill (HNN)	4 d		2022					2037					2052		
West Dulwich (WDU)	d		2024					2039					2054		
Sydenham Hill (SYH)	d		2027					2042					2057		
Penge East (PNE)	d		2030					2045					2100		
Kent House (KTH)	4 d		2032					2047					2102		
Beckenham Junction (BKJ)	4 d		2035					2050					2105		
Denmark Hill (DMK)	4 d				2028			2043		2052					2058
Peckham Rye (PMR)	4 d				2031			2046							2101
Nunhead (NHD)	4 d				2034			2049a							2104
Crofton Park (CFT)	d				2037										2107
Catford (CTF)	d				2040										2110
Bellingham (BGM)	d				2043										2113
Beckenham Hill (BEC)	d				2045										2115
Ravensbourne (RVB)	d				2047										2117
Shortlands (SRT)	4 d		2039		2050		2054					2109			2120
Bromley South (BMS)	4 a		2041	2041	2052		2056		2057	2104		2111	2111		2122
Bromley South (BMS)	4 d		2042	2042	2053		2057			2105		2112	2112		2123
Bickley (BKL)	4 d		2044		2056		2100					2114			2126
Petts Wood (PET)	4 d		2049				2105					2119			
Orpington (ORP)	4 a		2054				2109					2123			
St Mary Cray (SMY)	d		2048		2101					2111					2131
Swanley (SAY)	4 d		2053	2059	2106					2115a			2121		2136
Eynsford (EYN)	d				2111										2141
Shoreham (Kent) (SEH)	d				2115										2145
Otford (OTF)	4 d		2101a	2107a	2118								2129a		2148
Bat & Ball (BBL)	d				2121										2151
Sevenoaks (SEV)	4 a				2125										2155

NOTES (see introductory pages for explanation of train operator codes and standard symbols)

- a Arrival time
- d Departure time
- A To Sutton (Surrey)
- C To Ramsgate
- D To Gravesend
- F To Gillingham (Kent)
- G To Ashford International
- H To Maidstone East

London to Herne Hill, Beckenham Junction, Denmark Hill, Catford, Bromley South, Orpington, Swanley and Sevenoaks

Mondays to Fridays

Operator Days of operation/Notes	SE	SE D	SE B	TL A	SE G	SE H	TL	TL A	SE	SE D	SE C	TL A	SE F	TL	TL A
London Charing Cross (CHX) ④ d						2129									
London Waterloo (East) (WAE) ④ d						2132									
London Cannon Street (CST) ④ d															
London Bridge (LBG) ④ d						2138									
London Victoria (VIC) ⑩ d	2057	2103	2110		2125				2127	2133	2140		2142		
Brixton (BRX) ④ d	2104								2134						
Luton (LUT) ⑩ d															
Luton Airport Parkway (LTN) ⑦ d															
St Albans City (SAC) d					2022			2037				2052			2107
West Hampstead Thameslink (WHP) ④ d					2047			2102				2117			2132
Kentish Town (KTN) ④ d					2052			2107				2122			2137
Welwyn Garden City (WGC) ④ d															
Hatfield (HAT) d															
Potters Bar (PBR) d															
Finsbury Park (FPK) ④ d															
St Pancras International (STP) ⑩ d					2057			2112				2127			2142
Farringdon (ZFD) ③ d					2102			2117				2132			2147
City Thameslink (CTK) ③ d					2104			2119				2134			2149
London Blackfriars (BFR) ③ d					2106		2116	2121				2136		2146	2151
Elephant & Castle (EPH) ④ d					2110		2120	2125				2140		2150	2155
Loughborough Jn (LGJ) d					2115			2130				2145			2200
Herne Hill (HMH) ④ a	2106				2119			2134	2136			2149			2204
Herne Hill (HMH) ④ d	2107								2137						
West Dulwich (WDU) d	2109								2139						
Sydenham Hill (SYH) d	2112								2142						
Penge East (PNE) d	2115								2145						
Kent House (KTH) ④ d	2117								2147						
Beckenham Junction (BKJ) ④ d	2120								2150						
Denmark Hill (DMK) ④ d		2113					2128			2143			2152	2158	
Peckham Rye (PMR) ④ d		2116					2131			2146				2201	
Nunhead (NHD) ④ d		2119a					2134			2149a				2204	
Crofton Park (CFT) d							2137							2207	
Catford (CTF) d							2140							2210	
Bellingham (BGM) d							2143							2213	
Beckenham Hill (BEC) d							2145							2215	
Ravensbourne (RVB) d							2147							2217	
Shortlands (SRT) ④ d	2124						2150		2154					2220	
Bromley South (BMS) ④ a	2126		2126		2141		2152		2156		2156		2204	2222	
Bromley South (BMS) ④ d	2127				2142		2153		2157				2205	2223	
Bickley (BKL) ④ d	2130						2156		2200					2226	
Petts Wood (PET) ④ d	2135								2205						
Orpington (ORP) ④ a	2139								2209						
St Mary Cray (SMY) d					2148		2201						2211	2231	
Swanley (SAY) ④ d					2153	2200	2206						2215a	2236	
Eynsford (EYN) d							2211							2241	
Shoreham (Kent) (SEH) d							2215							2245	
Otford (OTF) ④ d					2201a	2208a	2218							2248	
Bat & Ball (BBL) d							2221							2251	
Sevenoaks (SEV) ④ a							2225							2255	

NOTES (see introductory pages for explanation of train operator codes and standard symbols)

- a Arrival time
- d Departure time
- A To Sutton (Surrey)
- B To Dover Priory
- C To Ramsgate
- D To Gravesend
- F To Gillingham (Kent)
- G To Ashford International
- H To Maidstone East

London to Herne Hill, Beckenham Junction, Denmark Hill, Catford, Bromley South, Orpington, Swanley and Sevenoaks

Mondays to Fridays

Operator Days of operation/Notes	SE	SE D	SE B	TL A	SE G	SE H	TL	TL A	SE	SE D	SE C	TL A	SE F	TL	TL A
London Charing Cross (CHX) ④ d						2229									
London Waterloo (East) (WAE) ④ d						2232									
London Cannon Street (CST) ④ d															
London Bridge (LBG) ④ d						2238									
London Victoria (VIC) ⑩ d	2157	2203	2210		2225				2227	2233	2240		2242		
Brixton (BRX) ④ d	2204								2234						
Luton (LUT) ⑩ d															
Luton Airport Parkway (LTN) ⑦ d															
St Albans City (SAC) d				2122				2137				2152			2207
West Hampstead Thameslink (WHP) ④ d				2147				2202				2217			2233
Kentish Town (KTN) ④ d				2152				2207				2222			2237
Welwyn Garden City (WGC) ④ d															
Hatfield (HAT) d															
Potters Bar (PBR) d															
Finsbury Park (FPK) ④ d															
St Pancras International (STP) ⑩ d				2157				2212				2227			2242
Farringdon (ZFD) ③ d				2202				2217				2232			2247
City Thameslink (CTK) ③ d				2204				2219				2234			2249
London Blackfriars (BFR) ③ d				2206			2216	2221				2236		2246	2251
Elephant & Castle (EPH) ④ d				2210			2220	2225				2240		2250	2255
Loughborough Jn (LGJ) d				2215				2230				2245			2300
Herne Hill (HMH) ④ a	2206			2219				2234	2236			2249			2304
Herne Hill (HMH) ④ d	2207								2237						
West Dulwich (WDU) d	2209								2239						
Sydenham Hill (SYH) d	2212								2242						
Penge East (PNE) d	2215								2245						
Kent House (KTH) ④ d	2217								2247						
Beckenham Junction (BKJ) ④ d	2220								2250						
Denmark Hill (DMK) ④ d		2213					2228			2243			2252	2258	
Peckham Rye (PMR) ④ d		2216					2231			2246				2301	
Nunhead (NHD) ④ d		2219a					2234			2249a				2304	
Crofton Park (CFT) d							2237							2307	
Catford (CTF) d							2240							2310	
Bellingham (BGM) d							2243							2313	
Beckenham Hill (BEC) d							2245							2315	
Ravensbourne (RVB) d							2247							2317	
Shortlands (SRT) ④ d	2224						2250		2254					2320	
Bromley South (BMS) ④ a	2226		2226		2241		2252		2256		2256		2303	2322	
Bromley South (BMS) ④ d	2227				2242		2253		2257				2304	2323	
Bickley (BKL) ④ d	2230						2256		2300					2326	
Petts Wood (PET) ④ d	2235								2305						
Orpington (ORP) ④ a	2239								2309						
St Mary Cray (SMY) d					2248		2301							2310	2331
Swanley (SAY) ④ d					2253	2259	2306						2314a	2336	
Eynsford (EYN) d							2311							2341	
Shoreham (Kent) (SEH) d							2315							2345	
Otford (OTF) ④ d					2301a	2307a	2318							2348	
Bat & Ball (BBL) d							2321							2351	
Sevenoaks (SEV) ④ a							2325							2355	

NOTES (see introductory pages for explanation of train operator codes and standard symbols)

- a Arrival time
- d Departure time
- A To Sutton (Surrey)
- B To Dover Priory
- C To Ramsgate
- D To Gravesend
- F To Gillingham (Kent)
- G To Ashford International
- H To Maidstone East

London to Herne Hill, Beckenham Junction, Denmark Hill, Catford, Bromley South, Orpington, Swanley and Sevenoaks

Mondays to Fridays

Operator Days of operation/Notes	SE	SE D	SE K	TL A	SE G	SE MTO H	SE MTX H	TL	TL A	SE	SE J	SE C	TL	TL A	SE
London Charing Cross (CHX) ④ d							2329								
London Waterloo (East) (WAE) ④ d							2332								
London Cannon Street (CST) ④ d						2333									
London Bridge (LBG) ④ d						2338	2338								
London Victoria (VIC) ⑩ d	2257	2303	2310		2325					2327	2333	2340			2357
Brixton (BRX) ④ d	2304									2334					0005
Luton (LUT) ⑩ d															2254
Luton Airport Parkway (LTN) ⑦ d															2257
St Albans City (SAC) d				2222					2237						2309
West Hampstead Thameslink (WHP) ④ d				2247					2303						2334
Kentish Town (KTN) ④ d				2252					2307						2339
Welwyn Garden City (WGC) ④ d															
Hatfield (HAT) d															
Potters Bar (PBR) d															
Finsbury Park (FPK) ④ d															
St Pancras International (STP) ⑩ d				2257					2312						2344
Farringdon (ZFD) ③ d				2302					2317						2349
City Thameslink (CTK) ③ d															
London Blackfriars (BFR) ③ d				2306				2316	2321				2346	2353	
Elephant & Castle (EPH) ④ d				2310				2320	2325				2350	2357	
Loughborough Jn (LGJ) d				2315					2330					0002	
Herne Hill (HNH) ④ a	2306			2319					2334	2336				0006	0008
Herne Hill (HNH) ④ d	2307									2337					0008
West Dulwich (WDU) d	2309									2339					0011
Sydenham Hill (SYH) d	2312									2342					0013
Penge East (PNE) d	2315									2345					0017
Kent House (KTH) ④ d	2317									2347					0019
Beckenham Junction (BKJ) ④ d	2320									2350					0021
Denmark Hill (DMK) ④ d		2313						2328			2343		2358		
Peckham Rye (PMR) ④ d		2316						2331			2346		0001		
Nunhead (NHD) ④ d		2319a						2334			2349a		0004		
Crofton Park (CFT) d								2337					0007		
Catford (CTF) d								2340					0010		
Bellingham (BGM) d								2343					0013		
Beckenham Hill (BEC) d								2345					0015		
Ravensbourne (RVB) d								2347					0017		
Shortlands (SRT) ④ d	2324							2350		2354			0020		0024
Bromley South (BMS) ④ a	2326		2326		2341			2352		2356		2356	0022		0027
Bromley South (BMS) ④ d	2327				2342			2353		2357			0023		0027
Bickley (BKL) ④ d	2330							2356		2359			0026		0030
Petts Wood (PET) ④ d	2335									0005					0035
Orpington (ORP) ④ a	2339									0009					0039
St Mary Cray (SMY) d					2348			0001						0031	
Swanley (SAY) ④ d					2353	2359	2359	0006						0036	
Eynsford (EYN) d								0011						0041	
Shoreham (Kent) (SEH) d								0015						0045	
Otford (OTF) ④ d					0001a	0007a	0007a	0018						0048	
Bat & Ball (BBL) d								0021						0051	
Sevenoaks (SEV) ④ a								0025						0055	

NOTES (see introductory pages for explanation of train operator codes and standard symbols)

a Arrival time
d Departure time

A To Sutton (Surrey)
C To Ramsgate
D To Gravesend
G To Ashford International
H To Maidstone East
J To Dartford
K To Faversham

MTO Mondays and Tuesdays only
MTX Not Mondays and Tuesdays

London to Herne Hill, Beckenham Junction, Denmark Hill, Catford, Bromley South, Orpington, Swanley and Sevenoaks

Mondays to Fridays

Operator Days of operation/Notes	SE TSM J	SE TSM F	SE THFSO L	SE TWO L	SE TSM G	SE TSM	SE TSM F
London Charing Cross (CHX) ④ d			0015				
London Waterloo (East) (WAE) ④ d			0018				
London Cannon Street (CST) ④ d				0020			
London Bridge (LBG) ④ d			0024	0024			
London Victoria (VIC) ④ d	0003	0010			0025	0027	0040
Brixton (BRX) ④ d						0034	
Luton (LUT) ⑩ d							
Luton Airport Parkway (LTN) ← ⑦ d							
St Albans City (SAC) d							
West Hampstead Thameslink (WHP) ④ d							
Kentish Town (KTN) ④ d							
Welwyn Garden City (WGC) ④ d							
Hatfield (HAT) d							
Potters Bar (PBR) d							
Finsbury Park (FPK) ④ d							
St Pancras International (STP) ④ d							
Farringdon (ZFD) ④ d							
City Thameslink (CTK) ④ d							
London Blackfriars (BFR) ④ d							
Elephant & Castle (EPH) ④ d							
Loughborough Jn (LGJ) d							
Herne Hill (HNH) ④ a						0036	
Herne Hill (HNH) ④ d						0037	
West Dulwich (WDU) d						0039	
Sydenham Hill (SYH) d						0042	
Penge East (PNE) d						0045	
Kent House (KTH) ④ d						0047	
Beckenham Junction (BKJ) ④ d						0050	
Denmark Hill (DMK) ④ d	0013						
Peckham Rye (PMR) ④ d	0016						
Nunhead (NHD) ④ d	0019a						
Crofton Park (CFT) d							
Catford (CTF) d							
Bellingham (BGM) d							
Beckenham Hill (BEC) d							
Ravensbourne (RVB) d							
Shortlands (SRT) ④ d						0054	
Bromley South (BMS) ④ a		0026			0041	0056	0056
Bromley South (BMS) ④ d		0027			0042	0057	0057
Bickley (BKL) ④ d						0100	
Petts Wood (PET) ④ d						0105	
Orpington (ORP) ④ a			0050	0050		0109	
St Mary Cray (SMY) d		0033			0048		0102s
Swanley (SAY) ④ d		0037a			0053		0107a
Eynsford (EYN) d							
Shoreham (Kent) (SEH) d							
Otford (OTF) ④ d					0101a		
Bat & Ball (BBL) d							
Sevenoaks (SEV) ④ a			0104	0104			

NOTES (see introductory pages for explanation of train operator codes and standard symbols)

a Arrival time
d Departure time
s Stops to set down only

F To Gillingham (Kent)
G To Ashford International
J To Dartford
L To Tunbridge Wells

THFSO Thursdays to Saturdays only
TSM Tuesday to Saturday mornings
TWO Tuesdays and Wednesdays only

London to Herne Hill, Beckenham Junction, Denmark Hill, Catford, Bromley South, Orpington, Swanley and Sevenoaks

Saturdays

Operator Days of operation/Notes	TL	TL A	SE	TL A	SE B	SE C	TL	TL A	SE	SE D	TL A	TL	TL A	SE	SE D
London Charing Cross (CHX)	4	d													
London Waterloo (East) (WAE)	4	d													
London Bridge (LBG)	4	d													
London Victoria (VIC)	10	d		0527		0542	0555			0557	0603			0627	0633
Brixton (BRX)	4	d		0534						0604				0634	
Luton (LUT)	10	d		0420				0450						0520	
Luton Airport Parkway (LTN)	7	d		0423				0453						0523	
St Albans City (SAC)		d		0435				0505						0535	
West Hampstead Thameslink (WHP)	4	d		0501		0516		0531			0545			0601	
Kentish Town (KTN)	4	d		0506		0521		0536			0550			0606	
St Pancras International (STP)	15	d		0512		0527		0542			0557			0612	
Farringdon (ZFD)	3	d		0517		0532		0547			0602			0617	
City Thameslink (CTK)	3	d													
London Blackfriars (BFR)	3	d	0516	0521		0536		0546	0551		0606	0616	0621		
Elephant & Castle (EPH)	4	d	0520	0525		0540		0550	0555		0610	0620	0625		
Loughborough Jn (LGJ)		d		0530		0545			0600		0615			0630	
Herne Hill (HNH)	4	a		0534	0536	0549			0604	0606	0619			0634	0636
Herne Hill (HNH)	4	d			0537					0607					0637
West Dulwich (WDU)		d			0539					0609					0639
Sydenham Hill (SYH)		d			0542					0612					0642
Penge East (PNE)		d			0545					0615					0645
Kent House (KTH)	4	d			0547					0617					0647
Beckenham Junction (BKJ)	4	d			0550					0620					0650
Denmark Hill (DMK)	4	d	0528			0552		0558			0613		0628		0643
Peckham Rye (PMR)	4	d	0531					0601			0616		0631		0646
Nunhead (NHD)	4	d	0534					0604			0619a		0634		0649a
Crofton Park (CFT)		d	0537					0607					0637		
Catford (CTF)		d	0540					0610					0640		
Bellingham (BGM)		d	0543					0613					0643		
Beckenham Hill (BEC)		d	0545					0615					0645		
Ravensbourne (RVB)		d	0547					0617					0647		
Shortlands (SRT)	4	d	0550		0554			0620		0624			0650		0654
Bromley South (BMS)	4	a	0552		0556	0604	0611	0622		0626			0652		0656
Bromley South (BMS)	4	d	0553		0557	0605	0612	0623		0627			0653		0657
Bickley (BKL)	4	d	0556		0600			0626		0630			0656		0700
Petts Wood (PET)	4	d			0605					0635					0705
Orpington (ORP)	4	a			0609					0639					0709
St Mary Cray (SMY)		d	0601			0611	0618	0631					0701		
Swanley (SAY)	4	d	0606			0615a	0623	0636					0706		
Eynsford (EYN)		d	0611					0641					0711		
Shoreham (Kent) (SEH)		d	0615					0645					0715		
Otford (OTF)	4	d	0618				0631a	0648					0718		
Bat & Ball (BBL)		d	0621					0651					0721		
Sevenoaks (SEV)	4	a	0625					0655					0725		

NOTES (see introductory pages for explanation of train operator codes and standard symbols)

- a Arrival time
- d Departure time
- A To Sutton (Surrey)
- B To Dover Priory
- C To Ashford International
- D To Gravesend

London to Herne Hill, Beckenham Junction, Denmark Hill, Catford, Bromley South, Orpington, Swanley and Sevenoaks

Saturdays

Operator Days of operation/Notes	SE E	TL A	SE F	SE C	TL	TL A	SE	SE D	SE B	TL A	SE G	TL	TL H	SE	SE D
London Charing Cross (CHX)	4 d										0729				
London Waterloo (East) (WAE)	d										0732				
London Bridge (LBG)	4 d										0738				
London Victoria (VIC)	10 d	0640		0642	0655			0657	0703	0710				0727	0733
Brixton (BRX)	d							0704						0734	
Luton (LUT)	10 d		0536											0622	
Luton Airport Parkway (LTN)	7 d		0539											0625	
St Albans City (SAC)	d		0551							0622				0637	
West Hampstead Thameslink (WHP)	d		0616			0632				0647				0702	
Kentish Town (KTN)	d		0621			0637				0652				0707	
St Pancras International (STP)	15 d		0627			0642				0657				0712	
Farringdon (ZFD)	3 d		0632			0647				0702				0717	
City Thameslink (CTK)	d														
London Blackfriars (BFR)	3 d		0636			0646	0651			0706		0716	0721		
Elephant & Castle (EPH)	d		0640			0650	0655			0710		0720	0725		
Loughborough Jn (LGJ)	d		0645				0700			0715			0730		
Herne Hill (HNN)	4 a		0649				0704	0706		0719			0734	0736	
Herne Hill (HNN)	d							0707						0737	
West Dulwich (WDU)	d							0709						0739	
Sydenham Hill (SYH)	d							0712						0742	
Penge East (PNE)	d							0715						0745	
Kent House (KTH)	4 d							0717						0747	
Beckenham Junction (BKJ)	4 d							0720						0750	
Denmark Hill (DMK)	4 d			0652		0658			0713				0728		0743
Peckham Rye (PMR)	4 d					0701			0716				0731		0746
Nunhead (NHD)	4 d					0704			0719a				0734		0749a
Crofton Park (CFT)	d					0707							0737		
Catford (CTF)	d					0710							0740		
Bellingham (BGM)	d					0713							0743		
Beckenham Hill (BEC)	d					0715							0745		
Ravensbourne (RVB)	d					0717							0747		
Shortlands (SRT)	4 d					0720		0724					0750	0754	
Bromley South (BMS)	4 a	0656		0704	0711	0722		0726		0726			0752	0756	
Bromley South (BMS)	4 d			0705	0712	0723		0727					0753	0757	
Bickley (BKL)	4 d					0726		0730					0756	0800	
Petts Wood (PET)	4 d							0735						0805	
Orpington (ORP)	4 a							0739						0809	
St Mary Cray (SMY)	d			0711	0718	0731							0801		
Swanley (SAY)	4 d			0715a	0723	0736					0759		0806		
Eynsford (EYN)	d					0741							0811		
Shoreham (Kent) (SEH)	d					0745							0815		
Otford (OTF)	4 d				0731a	0748					0807a		0818		
Bat & Ball (BBL)	d					0751							0821		
Sevenoaks (SEV)	4 a					0755							0825		

NOTES (see introductory pages for explanation of train operator codes and standard symbols)

- a Arrival time
- d Departure time
- A To Sutton (Surrey)
- B To Dover Priory
- C To Ashford International
- D To Gravesend
- E To Ramsgate
- F To Gillingham (Kent)
- G To Maidstone East
- H From Bedford to Sutton (Surrey)

London to Herne Hill, Beckenham Junction, Denmark Hill, Catford, Bromley South, Orpington, Swanley and Sevenoaks

Saturdays

Operator Days of operation/Notes	SE E	TL A	SE F	SE C	TL	TL A	SE	SE D	SE B	TL A	SE G	TL	TL A	SE	SE D
London Charing Cross (CHX)	4 d										0829				
London Waterloo (East) (WAE)	d										0832				
London Bridge (LBG)	4 d										0838				
London Victoria (VIC)	10 d	0740	0742	0755			0757	0803	0810					0827	0833
Brixton (BRX)	d						0804							0834	
Luton (LUT)	10 d														
Luton Airport Parkway (LTN)	7 d														
St Albans City (SAC)	d	0652				0707				0722			0737		
West Hampstead Thameslink (WHP)	d	0717				0732				0747			0802		
Kentish Town (KTN)	d	0722				0737				0752			0807		
St Pancras International (STP)	15 d		0727			0742				0757			0812		
Farringdon (ZFD)	3 d		0732			0747				0802			0817		
City Thameslink (CTK)	3 d														
London Blackfriars (BFR)	3 d		0736		0746	0751				0806		0816	0821		
Elephant & Castle (EPH)	d		0740		0750	0755				0810		0820	0825		
Loughborough Jn (LGJ)	d		0745			0800				0815			0830		
Herne Hill (HNN)	4 a		0749			0804	0806			0819			0834	0836	
Herne Hill (HNN)	4 d						0807								0837
West Dulwich (WDU)	d						0809								0839
Sydenham Hill (SYH)	d						0812								0842
Penge East (PNE)	d						0815								0845
Kent House (KTH)	4 d						0817								0847
Beckenham Junction (BKJ)	4 d						0820								0850
Denmark Hill (DMK)	4 d		0752		0758			0813				0828			0843
Peckham Rye (PMR)	4 d				0801			0816				0831			0846
Nunhead (NHD)	4 d				0804			0819a				0834			0849a
Crofton Park (CFT)	d				0807							0837			
Catford (CTF)	d				0810							0840			
Bellingham (BGM)	d				0813							0843			
Beckenham Hill (BEC)	d				0815							0845			
Ravensbourne (RVB)	d				0817							0847			
Shortlands (SRT)	4 d				0820		0824					0850		0854	
Bromley South (BMS)	4 a	0756	0804	0811	0822		0826		0826			0852		0856	
Bromley South (BMS)	4 d		0805	0812	0823		0827					0853		0857	
Bickley (BKL)	4 d				0826		0830					0856		0900	
Petts Wood (PET)	4 d						0835							0905	
Orpington (ORP)	4 a						0839							0909	
St Mary Cray (SMY)	d		0811	0818	0831							0901			
Swanley (SAY)	4 d		0815a	0823	0836						0859	0906			
Eynsford (EYN)	d				0841							0911			
Shoreham (Kent) (SEH)	d				0845							0915			
Otford (OTF)	4 d			0831a	0848						0907a	0918			
Bat & Ball (BBL)	d				0851							0921			
Sevenoaks (SEV)	4 a				0855							0925			

NOTES (see introductory pages for explanation of train operator codes and standard symbols)

- a Arrival time
- d Departure time
- A To Sutton (Surrey)
- B To Dover Priory
- C To Ashford International
- D To Gravesend
- E To Ramsgate
- F To Gillingham (Kent)
- G To Maidstone East

London to Herne Hill, Beckenham Junction, Denmark Hill, Catford, Bromley South, Orpington, Swanley and Sevenoaks

Saturdays

Operator Days of operation/Notes	SE E	TL A	SE F	SE C	TL	TL A	SE	SE D	SE J	TL A	SE G	TL	TL A	SE	SE D
London Charing Cross (CHX)	4 d										0929				
London Waterloo (East) (WAE)	d										0932				
London Bridge (LBG)	4 d										0938				
London Victoria (VIC)	10 d	0840	0842	0855			0857	0903	0910					0927	0933
Brixton (BRX)	d						0904							0934	
Luton (LUT)	10 d														
Luton Airport Parkway (LTN)	7 d														
St Albans City (SAC)	d	0752				0807				0822			0837		
West Hampstead Thameslink (WHP)	d	0817				0832				0847			0902		
Kentish Town (KTN)	d	0822				0837				0852			0907		
St Pancras International (STP)	15 d	0827				0842				0857			0912		
Farringdon (ZFD)	3 d	0832				0847				0902			0917		
City Thameslink (CTK)	3 d									0904			0919		
London Blackfriars (BFR)	3 d	0836			0846	0851				0906		0916	0921		
Elephant & Castle (EPH)	d	0840			0850	0855				0910		0920	0925		
Loughborough Jn (LGJ)	d	0845				0900				0915			0930		
Herne Hill (HNH)	4 a	0849				0904	0906			0919			0934	0936	
Herne Hill (HNH)	4 d						0907								0937
West Dulwich (WDU)	d						0909								0939
Sydenham Hill (SYH)	d						0912								0942
Penge East (PNE)	d						0915								0945
Kent House (KTH)	4 d						0917								0947
Beckenham Junction (BKJ)	4 d						0920								0950
Denmark Hill (DMK)	4 d		0852		0858			0913				0928			0943
Peckham Rye (PMR)	4 d				0901			0916				0931			0946
Nunhead (NHD)	4 d				0904			0919a				0934			0949a
Crofton Park (CFT)	d				0907							0937			
Catford (CTF)	d				0910							0940			
Bellingham (BGM)	d				0913							0943			
Beckenham Hill (BEC)	d				0915							0945			
Ravensbourne (RVB)	d				0917							0947			
Shortlands (SRT)	4 d				0920		0924					0950		0954	
Bromley South (BMS)	4 a	0856	0904	0911	0922		0926		0926			0952		0956	
Bromley South (BMS)	4 d		0905	0912	0923		0927					0953		0957	
Bickley (BKL)	4 d				0926		0930					0956		1000	
Petts Wood (PET)	4 d						0935							1005	
Orpington (ORP)	4 a						0939							1009	
St Mary Cray (SMY)	d		0911	0918	0931							1001			
Swanley (SAY)	4 d		0915a	0923	0936						0959	1006			
Eynsford (EYN)	d				0941							1011			
Shoreham (Kent) (SEH)	d				0945							1015			
Otford (OTF)	4 d			0931a	0948						1007a	1018			
Bat & Ball (BBL)	d				0951							1021			
Sevenoaks (SEV)	4 a				0955							1025			

NOTES (see introductory pages for explanation of train operator codes and standard symbols)

a Arrival time

d Departure time

A To Sutton (Surrey)

C To Ashford International

D To Gravesend

E To Ramsgate

F To Gillingham (Kent)

G To Maidstone East

J To Ramsgate until 12 October. To Dover Priory from 19 October

London to Herne Hill, Beckenham Junction, Denmark Hill, Catford, Bromley South, Orpington, Swanley and Sevenoaks

Saturdays

Operator Days of operation/Notes	SE E	TL A	SE F	SE C	TL	TL A	SE	SE D	SE J	TL A	SE G	TL	TL A	SE	SE D
London Charing Cross (CHX)	4 d										1029				
London Waterloo (East) (WAE)	d										1032				
London Bridge (LBG)	4 d										1038				
London Victoria (VIC)	10 d	0940	0942	0955			0957	1003	1010					1027	1033
Brixton (BRX)	d						1004							1034	
Luton (LUT)	10 d														
Luton Airport Parkway (LTN)	7 d														
St Albans City (SAC)	d	0852				0907				0922			0937		
West Hampstead Thameslink (WHP)	d	0917				0932				0947			1002		
Kentish Town (KTN)	d	0922				0937				0952			1007		
St Pancras International (STP)	15 d		0927			0942				0957			1012		
Farringdon (ZFD)	3 d		0932			0947				1002			1017		
City Thameslink (CTK)	3 d		0934			0949				1004			1019		
London Blackfriars (BFR)	3 d		0936		0946	0951				1006		1016	1021		
Elephant & Castle (EPH)	d		0940		0950	0955				1010		1020	1025		
Loughborough Jn (LGJ)	d		0945			1000				1015			1030		
Herne Hill (HNH)	4 a		0949			1004	1006			1019			1034	1036	
Herne Hill (HNH)	d						1007							1037	
West Dulwich (WDU)	d						1009							1039	
Sydenham Hill (SYH)	d						1012							1042	
Penge East (PNE)	d						1015							1045	
Kent House (KTH)	4 d						1017							1047	
Beckenham Junction (BKJ)	4 d						1020							1050	
Denmark Hill (DMK)	4 d		0952		0958			1013				1028			1043
Peckham Rye (PMR)	4 d				1001			1016				1031			1046
Nunhead (NHD)	4 d				1004			1019a				1034			1049a
Crofton Park (CFT)	d				1007							1037			
Catford (CTF)	d				1010							1040			
Bellingham (BGM)	d				1013							1043			
Beckenham Hill (BEC)	d				1015							1045			
Ravensbourne (RVB)	d				1017							1047			
Shortlands (SRT)	4 d				1020		1024					1050		1054	
Bromley South (BMS)	4 a	0956	1004	1011	1022		1026		1026			1052		1056	
Bromley South (BMS)	4 d		1005	1012	1023		1027					1053		1057	
Bickley (BKL)	4 d				1026		1030					1056		1100	
Petts Wood (PET)	4 d						1035							1105	
Orpington (ORP)	4 a						1039							1109	
St Mary Cray (SMY)	d		1011	1018	1031							1101			
Swanley (SAY)	4 d		1015a	1023	1036						1059	1106			
Eynsford (EYN)	d				1041							1111			
Shoreham (Kent) (SEH)	d				1045							1115			
Otford (OTF)	4 d			1031a	1048						1107a	1118			
Bat & Ball (BBL)	d				1051							1121			
Sevenoaks (SEV)	4 a				1055							1125			

NOTES (see introductory pages for explanation of train operator codes and standard symbols)

a Arrival time

d Departure time

A To Sutton (Surrey)

C To Ashford International

D To Gravesend

E To Ramsgate

F To Gillingham (Kent)

G To Maidstone East

J To Ramsgate until 12 October. To Dover Priory from 19 October

London to Herne Hill, Beckenham Junction, Denmark Hill, Catford, Bromley South, Orpington, Swanley and Sevenoaks

Saturdays

Operator Days of operation/Notes	SE E	TL A	SE F	SE C	TL	TL A	SE	SE D	SE J	TL A	SE G	TL	TL A	SE	SE D
London Charing Cross (CHX)	4 d										1129				
London Waterloo (East) (WAE)	d										1132				
London Bridge (LBG)	4 d										1138				
London Victoria (VIC)	10 d	1040		1042	1055			1057	1103	1110				1127	1133
Brixton (BRX)	d							1104						1134	
Luton (LUT)	10 d														
Luton Airport Parkway (LTN)	7 d														
St Albans City (SAC)	d		0952			1007				1022			1037		
West Hampstead Thameslink (WHP)	d		1017			1032				1047			1102		
Kentish Town (KTN)	d		1022			1037				1052			1107		
St Pancras International (STP)	15 d		1027			1042				1057			1112		
Farringdon (ZFD)	3 d		1032			1047				1102			1117		
City Thameslink (CTK)	3 d		1034			1049				1104			1119		
London Blackfriars (BFR)	3 d		1036		1046	1051				1106		1116	1121		
Elephant & Castle (EPH)	d		1040		1050	1055				1110		1120	1125		
Loughborough Jn (LGJ)	d		1045			1100				1115			1130		
Herne Hill (HNH)	4 a		1049			1104	1106			1119			1134	1136	
Herne Hill (HNH)	4 d						1107								1137
West Dulwich (WDU)	d						1109								1139
Sydenham Hill (SYH)	d						1112								1142
Penge East (PNE)	d						1115								1145
Kent House (KTH)	4 d						1117								1147
Beckenham Junction (BKJ)	4 d						1120								1150
Denmark Hill (DMK)	4 d			1052		1058			1113				1128		1143
Peckham Rye (PMR)	4 d					1101			1116				1131		1146
Nunhead (NHD)	4 d					1104			1119a				1134		1149a
Crofton Park (CFT)	d					1107							1137		
Catford (CTF)	d					1110							1140		
Bellingham (BGM)	d					1113							1143		
Beckenham Hill (BEC)	d					1115							1145		
Ravensbourne (RVB)	d					1117							1147		
Shortlands (SRT)	4 d					1120		1124					1150	1154	
Bromley South (BMS)	4 a	1056		1104	1111	1122		1126		1126			1152	1156	
Bromley South (BMS)	4 d			1105	1112	1123		1127					1153	1157	
Bickley (BKL)	4 d					1126		1130					1156	1200	
Petts Wood (PET)	4 d							1135						1205	
Orpington (ORP)	4 a							1139						1209	
St Mary Cray (SMY)	d			1111	1118	1131							1201		
Swanley (SAY)	4 d			1115a	1123	1136					1159		1206		
Eynsford (EYN)	d					1141							1211		
Shoreham (Kent) (SEH)	d					1145							1215		
Otford (OTF)	4 d				1131a	1148					1207a		1218		
Bat & Ball (BBL)	d					1151							1221		
Sevenoaks (SEV)	4 a					1155							1225		

NOTES (see introductory pages for explanation of train operator codes and standard symbols)

a Arrival time

d Departure time

A To Sutton (Surrey)

C To Ashford International

D To Gravesend

E To Ramsgate

F To Gillingham (Kent)

G To Maidstone East

J To Ramsgate until 12 October. To Dover Priory from 19 October

London to Herne Hill, Beckenham Junction, Denmark Hill, Catford, Bromley South, Orpington, Swanley and Sevenoaks

Saturdays

Operator Days of operation/Notes	SE E	TL A	SE F	SE C	TL	TL A	SE	SE D	SE B	TL A	SE G	TL	TL A	SE	SE D
London Charing Cross (CHX)	4 d										1229				
London Waterloo (East) (WAE)	d										1232				
London Bridge (LBG)	4 d										1238				
London Victoria (VIC)	10 d	1140		1142	1155			1157	1203	1210				1227	1233
Brixton (BRX)	d							1204						1234	
Luton (LUT)	10 d														
Luton Airport Parkway (LTN)	7 d														
St Albans City (SAC)	d		1052			1107				1122			1137		
West Hampstead Thameslink (WHP)	d		1117			1132				1147			1202		
Kentish Town (KTN)	d		1122			1137				1152			1207		
St Pancras International (STP)	15 d		1127			1142				1157			1212		
Farringdon (ZFD)	3 d		1132			1147				1202			1217		
City Thameslink (CTK)	3 d		1134			1149				1204			1219		
London Blackfriars (BFR)	3 d		1136		1146	1151				1206		1216	1221		
Elephant & Castle (EPH)	d		1140		1150	1155				1210		1220	1225		
Loughborough Jn (LGJ)	d		1145			1200				1215			1230		
Herne Hill (HNN)	4 a		1149			1204	1206			1219			1234	1236	
Herne Hill (HNN)	4 d						1207								1237
West Dulwich (WDU)	d						1209								1239
Sydenham Hill (SYH)	d						1212								1242
Penge East (PNE)	d						1215								1245
Kent House (KTH)	4 d						1217								1247
Beckenham Junction (BKJ)	4 d						1220								1250
Denmark Hill (DMK)	4 d		1152		1158				1213				1228		1243
Peckham Rye (PMR)	4 d				1201				1216				1231		1246
Nunhead (NHD)	4 d				1204				1219a				1234		1249a
Crofton Park (CFT)	d				1207								1237		
Catford (CTF)	d				1210								1240		
Bellingham (BGM)	d				1213								1243		
Beckenham Hill (BEC)	d				1215								1245		
Ravensbourne (RVB)	d				1217								1247		
Shortlands (SRT)	4 d				1220		1224						1250	1254	
Bromley South (BMS)	4 a	1156	1204	1211	1222		1226		1226				1252	1256	
Bromley South (BMS)	4 d		1205	1212	1223		1227						1253	1257	
Bickley (BKL)	4 d				1226		1230						1256	1300	
Petts Wood (PET)	4 d						1235							1305	
Orpington (ORP)	4 a						1239							1309	
St Mary Cray (SMY)	d		1211	1218	1231								1301		
Swanley (SAY)	4 d		1215a	1223	1236						1259		1306		
Eynsford (EYN)	d				1241								1311		
Shoreham (Kent) (SEH)	d				1245								1315		
Otford (OTF)	4 d			1231a	1248						1307a		1318		
Bat & Ball (BBL)	d				1251								1321		
Sevenoaks (SEV)	4 a				1255								1325		

NOTES (see introductory pages for explanation of train operator codes and standard symbols)

- a Arrival time
- d Departure time
- A To Sutton (Surrey)
- B To Dover Priory
- C To Ashford International
- D To Gravesend
- E To Ramsgate
- F To Gillingham (Kent)
- G To Maidstone East

London to Herne Hill, Beckenham Junction, Denmark Hill, Catford, Bromley South, Orpington, Swanley and Sevenoaks

Saturdays

Operator Days of operation/Notes	SE E	TL A	SE F	SE C	TL	TL A	SE	SE D	SE B	TL A	SE G	TL	TL A	SE	SE D
London Charing Cross (CHX)	4 d										1329				
London Waterloo (East) (WAE)	d										1332				
London Bridge (LBG)	4 d										1338				
London Victoria (VIC)	10 d	1240		1242	1255			1257	1303	1310				1327	1333
Brixton (BRX)	d							1304						1334	
Luton (LUT)	10 d														
Luton Airport Parkway (LTN)	7 d														
St Albans City (SAC)	d		1152			1207				1222			1237		
West Hampstead Thameslink (WHP)	d		1217			1232				1247			1302		
Kentish Town (KTN)	d		1222			1237				1252			1307		
St Pancras International (STP)	15 d		1227			1242				1257			1312		
Farringdon (ZFD)	3 d		1232			1247				1302			1317		
City Thameslink (CTK)	3 d		1234			1249				1304			1319		
London Blackfriars (BFR)	3 d		1236		1246	1251				1306		1316	1321		
Elephant & Castle (EPH)	d		1240		1250	1255				1310		1320	1325		
Loughborough Jn (LGJ)	d		1245			1300				1315			1330		
Herne Hill (HNN)	4 a		1249			1304	1306			1319			1334	1336	
Herne Hill (HNN)	4 d						1307							1337	
West Dulwich (WDU)	d						1309							1339	
Sydenham Hill (SYH)	d						1312							1342	
Penge East (PNE)	d						1315							1345	
Kent House (KTH)	4 d						1317							1347	
Beckenham Junction (BKJ)	4 d						1320							1350	
Denmark Hill (DMK)	4 d		1252		1258			1313				1328			1343
Peckham Rye (PMR)	4 d				1301			1316				1331			1346
Nunhead (NHD)	4 d				1304			1319a				1334			1349a
Crofton Park (CFT)	d				1307							1337			
Catford (CTF)	d				1310							1340			
Bellingham (BGM)	d				1313							1343			
Beckenham Hill (BEC)	d				1315							1345			
Ravensbourne (RVB)	d				1317							1347			
Shortlands (SRT)	4 d				1320		1324					1350		1354	
Bromley South (BMS)	4 a	1256	1304	1311	1322		1326		1326			1352		1356	
Bromley South (BMS)	4 d		1305	1312	1323		1327					1353		1357	
Bickley (BKL)	4 d				1326		1330					1356		1400	
Petts Wood (PET)	4 d						1335							1405	
Orpington (ORP)	4 a						1339							1409	
St Mary Cray (SMY)	d		1311	1318	1331							1401			
Swanley (SAY)	4 d		1315a	1323	1336						1359	1406			
Eynsford (EYN)	d				1341							1411			
Shoreham (Kent) (SEH)	d				1345							1415			
Otford (OTF)	4 d			1331a	1348						1407a	1418			
Bat & Ball (BBL)	d				1351							1421			
Sevenoaks (SEV)	4 a				1355							1425			

NOTES (see introductory pages for explanation of train operator codes and standard symbols)

- a Arrival time
- d Departure time
- A To Sutton (Surrey)
- B To Dover Priory
- C To Ashford International
- D To Gravesend
- E To Ramsgate
- F To Gillingham (Kent)
- G To Maidstone East

London to Herne Hill, Beckenham Junction, Denmark Hill, Catford, Bromley South, Orpington, Swanley and Sevenoaks

Saturdays

Operator Days of operation/Notes	SE E	TL A	SE F	SE C	TL	TL A	SE	SE D	SE B	TL A	SE G	TL	TL A	SE	SE D
London Charing Cross (CHX)	4 d										1429				
London Waterloo (East) (WAE)	d										1432				
London Bridge (LBG)	4 d										1438				
London Victoria (VIC)	10 d	1340	1342	1355			1357	1403	1410					1427	1433
Brixton (BRX)	d						1404							1434	
Luton (LUT)	10 d														
Luton Airport Parkway (LTN)	7 d														
St Albans City (SAC)	d		1252			1307				1322			1337		
West Hampstead Thameslink (WHP)	d		1317			1332				1347			1402		
Kentish Town (KTN)	d		1322			1337				1352			1407		
St Pancras International (STP)	15 d		1327			1342				1357			1412		
Farringdon (ZFD)	3 d		1332			1347				1402			1417		
City Thameslink (CTK)	3 d		1334			1349				1404			1419		
London Blackfriars (BFR)	3 d		1336		1346	1351				1406		1416	1421		
Elephant & Castle (EPH)	d		1340		1350	1355				1410		1420	1425		
Loughborough Jn (LGJ)	d		1345			1400				1415			1430		
Herne Hill (HNN)	4 a		1349			1404	1406			1419			1434	1436	
Herne Hill (HNN)	4 d						1407							1437	
West Dulwich (WDU)	d						1409							1439	
Sydenham Hill (SYH)	d						1412							1442	
Penge East (PNE)	d						1415							1445	
Kent House (KTH)	4 d						1417							1447	
Beckenham Junction (BKJ)	4 d						1420							1450	
Denmark Hill (DMK)	4 d		1352		1358			1413				1428			1443
Peckham Rye (PMR)	4 d				1401			1416				1431			1446
Nunhead (NHD)	4 d				1404			1419a				1434			1449a
Crofton Park (CFT)	d				1407							1437			
Catford (CTF)	d				1410							1440			
Bellingham (BGM)	d				1413							1443			
Beckenham Hill (BEC)	d				1415							1445			
Ravensbourne (RVB)	d				1417							1447			
Shortlands (SRT)	4 d				1420		1424					1450	1454		
Bromley South (BMS)	4 a	1356	1404	1411	1422		1426		1426			1452	1456		
Bromley South (BMS)	4 d		1405	1412	1423		1427					1453	1457		
Bickley (BKL)	4 d				1426		1430					1456	1500		
Petts Wood (PET)	4 d						1435						1505		
Orpington (ORP)	4 a						1439						1509		
St Mary Cray (SMY)	d		1411	1418	1431							1501			
Swanley (SAY)	4 d		1415a	1423	1436						1459	1506			
Eynsford (EYN)	d				1441							1511			
Shoreham (Kent) (SEH)	d				1445							1515			
Otford (OTF)	4 d			1431a	1448						1507a	1518			
Bat & Ball (BBL)	d				1451							1521			
Sevenoaks (SEV)	4 a				1455							1525			

NOTES (see introductory pages for explanation of train operator codes and standard symbols)

- a Arrival time
- d Departure time
- A To Sutton (Surrey)
- B To Dover Priory
- C To Ashford International
- D To Gravesend
- E To Ramsgate
- F To Gillingham (Kent)
- G To Maidstone East

London to Herne Hill, Beckenham Junction, Denmark Hill, Catford, Bromley South, Orpington, Swanley and Sevenoaks

Saturdays

Operator Days of operation/Notes	SE E	TL A	SE F	SE C	TL	TL A	SE	SE D	SE B	TL A	SE G	TL	TL A	SE	SE D
London Charing Cross (CHX)	4 d										1529				
London Waterloo (East) (WAE)	d										1532				
London Bridge (LBG)	4 d										1538				
London Victoria (VIC)	10 d	1440		1442	1455			1457	1503	1510				1527	1533
Brixton (BRX)	d							1504						1534	
Luton (LUT)	10 d														
Luton Airport Parkway (LTN)	7 d														
St Albans City (SAC)	d		1352			1407				1422			1437		
West Hampstead Thameslink (WHP)	d		1417			1432				1447			1502		
Kentish Town (KTN)	d		1422			1437				1452			1507		
St Pancras International (STP)	15 d		1427			1442				1457			1512		
Farringdon (ZFD)	3 d		1432			1447				1502			1517		
City Thameslink (CTK)	3 d		1434			1449				1504			1519		
London Blackfriars (BFR)	3 d		1436		1446	1451				1506		1516	1521		
Elephant & Castle (EPH)	d		1440		1450	1455				1510		1520	1525		
Loughborough Jn (LGJ)	d		1445			1500				1515			1530		
Herne Hill (HNH)	4 a		1449			1504	1506			1519			1534	1536	
Herne Hill (HNH)	4 d						1507							1537	
West Dulwich (WDU)	d						1509							1539	
Sydenham Hill (SYH)	d						1512							1542	
Penge East (PNE)	d						1515							1545	
Kent House (KTH)	4 d						1517							1547	
Beckenham Junction (BKJ)	4 d						1520							1550	
Denmark Hill (DMK)	4 d		1452		1458			1513				1528			1543
Peckham Rye (PMR)	4 d				1501			1516				1531			1546
Nunhead (NHD)	4 d				1504			1519a				1534			1549a
Crofton Park (CFT)	d				1507							1537			
Catford (CTF)	d				1510							1540			
Bellingham (BGM)	d				1513							1543			
Beckenham Hill (BEC)	d				1515							1545			
Ravensbourne (RVB)	d				1517							1547			
Shortlands (SRT)	4 d				1520		1524					1550		1554	
Bromley South (BMS)	4 a	1456	1504	1511	1522		1526		1526			1552		1556	
Bromley South (BMS)	4 d		1505	1512	1523		1527					1553		1557	
Bickley (BKL)	4 d				1526		1530					1556		1600	
Petts Wood (PET)	4 d						1535							1605	
Orpington (ORP)	4 a						1539							1609	
St Mary Cray (SMY)	d		1511	1518	1531							1601			
Swanley (SAY)	4 d		1515a	1523	1536						1559	1606			
Eynsford (EYN)	d				1541							1611			
Shoreham (Kent) (SEH)	d				1545							1615			
Otford (OTF)	4 d			1531a	1548						1607a	1618			
Bat & Ball (BBL)	d				1551							1621			
Sevenoaks (SEV)	4 a				1555							1625			

NOTES (see introductory pages for explanation of train operator codes and standard symbols)

- a Arrival time
- d Departure time
- A To Sutton (Surrey)
- B To Dover Priory
- C To Ashford International
- D To Gravesend
- E To Ramsgate
- F To Gillingham (Kent)
- G To Maidstone East

London to Herne Hill, Beckenham Junction, Denmark Hill, Catford, Bromley South, Orpington, Swanley and Sevenoaks

Saturdays

Operator Days of operation/Notes	SE E	TL A	SE F	SE C	TL	TL A	SE	SE D	SE B	TL A	SE G	TL	TL A	SE	SE D
London Charing Cross (CHX)	4 d										1629				
London Waterloo (East) (WAE)	d										1632				
London Bridge (LBG)	4 d										1638				
London Victoria (VIC)	10 d	1540		1542	1555			1557	1603	1610				1627	1633
Brixton (BRX)	d							1604						1634	
Luton (LUT)	10 d														
Luton Airport Parkway (LTN)	7 d														
St Albans City (SAC)	d		1452			1507				1522			1537		
West Hampstead Thameslink (WHP)	d		1517			1532				1547			1602		
Kentish Town (KTN)	d		1522			1537				1552			1607		
St Pancras International (STP)	15 d		1527			1542				1557			1612		
Farringdon (ZFD)	3 d		1532			1547				1602			1617		
City Thameslink (CTK)	3 d		1534			1549				1604			1619		
London Blackfriars (BFR)	3 d		1536		1546	1551				1606		1616	1621		
Elephant & Castle (EPH)	d		1540		1550	1555				1610		1620	1625		
Loughborough Jn (LGJ)	d		1545			1600				1615			1630		
Herne Hill (HNN)	4 a		1549			1604	1606			1619			1634	1636	
Herne Hill (HNN)	4 d						1607							1637	
West Dulwich (WDU)	d						1609							1639	
Sydenham Hill (SYH)	d						1612							1642	
Penge East (PNE)	d						1615							1645	
Kent House (KTH)	4 d						1617							1647	
Beckenham Junction (BKJ)	4 d						1620							1650	
Denmark Hill (DMK)	4 d		1552		1558			1613				1628			1643
Peckham Rye (PMR)	4 d				1601			1616				1631			1646
Nunhead (NHD)	4 d				1604			1619a				1634			1649a
Crofton Park (CFT)	d				1607							1637			
Catford (CTF)	d				1610							1640			
Bellingham (BGM)	d				1613							1643			
Beckenham Hill (BEC)	d				1615							1645			
Ravensbourne (RVB)	d				1617							1647			
Shortlands (SRT)	4 d				1620		1624					1650		1654	
Bromley South (BMS)	4 a	1556		1604	1611	1622	1626		1626			1652		1656	
Bromley South (BMS)	4 d			1605	1612	1623		1627				1653		1657	
Bickley (BKL)	4 d				1626		1630					1656		1700	
Petts Wood (PET)	4 d						1635							1705	
Orpington (ORP)	4 a						1639							1709	
St Mary Cray (SMY)	d			1611	1618	1631						1701			
Swanley (SAY)	4 d			1615a	1623	1636					1659	1706			
Eynsford (EYN)	d					1641						1711			
Shoreham (Kent) (SEH)	d					1645						1715			
Otford (OTF)	4 d				1631a	1648					1707a	1718			
Bat & Ball (BBL)	d					1651						1721			
Sevenoaks (SEV)	4 a					1655						1725			

NOTES (see introductory pages for explanation of train operator codes and standard symbols)

- a Arrival time
- d Departure time
- A To Sutton (Surrey)
- B To Dover Priory
- C To Ashford International
- D To Gravesend
- E To Ramsgate
- F To Gillingham (Kent)
- G To Maidstone East

London to Herne Hill, Beckenham Junction, Denmark Hill, Catford, Bromley South, Orpington, Swanley and Sevenoaks

Saturdays

Operator Days of operation/Notes	SE E	TL A	SE F	SE C	TL	TL A	SE	SE D	SE B	TL A	SE G	TL	TL A	SE	SE D
London Charing Cross (CHX)	4 d										1729				
London Waterloo (East) (WAE)	d										1732				
London Bridge (LBG)	4 d										1738				
London Victoria (VIC)	10 d	1640		1642	1655			1657	1703	1710				1727	1733
Brixton (BRX)	d							1704						1734	
Luton (LUT)	10 d														
Luton Airport Parkway (LTN)	7 d														
St Albans City (SAC)	d		1552			1607				1622			1637		
West Hampstead Thameslink (WHP)	d		1617			1632				1647			1702		
Kentish Town (KTN)	d		1622			1637				1652			1707		
St Pancras International (STP)	15 d		1627			1642				1657			1712		
Farringdon (ZFD)	3 d		1632			1647				1702			1717		
City Thameslink (CTK)	3 d		1634			1649				1704			1719		
London Blackfriars (BFR)	3 d		1636		1646	1651				1706		1716	1721		
Elephant & Castle (EPH)	d		1640		1650	1655				1710		1720	1725		
Loughborough Jn (LGJ)	d		1645			1700				1715			1730		
Herne Hill (HNH)	4 a		1649			1704	1706			1719			1734	1736	
Herne Hill (HNH)	4 d						1707							1737	
West Dulwich (WDU)	d						1709							1739	
Sydenham Hill (SYH)	d						1712							1742	
Penge East (PNE)	d						1715							1745	
Kent House (KTH)	4 d						1717							1747	
Beckenham Junction (BKJ)	4 d						1720							1750	
Denmark Hill (DMK)	4 d		1652		1658			1713				1728			1743
Peckham Rye (PMR)	4 d				1701			1716				1731			1746
Nunhead (NHD)	4 d				1704			1719a				1734			1749a
Crofton Park (CFT)	d				1707							1737			
Catford (CTF)	d				1710							1740			
Bellingham (BGM)	d				1713							1743			
Beckenham Hill (BEC)	d				1715							1745			
Ravensbourne (RVB)	d				1717							1747			
Shortlands (SRT)	4 d				1720		1724					1750	1754		
Bromley South (BMS)	4 a	1656	1704	1711	1722		1726		1726			1752	1756		
Bromley South (BMS)	4 d		1705	1712	1723		1727					1753	1757		
Bickley (BKL)	4 d				1726		1730					1756	1800		
Petts Wood (PET)	4 d						1735						1805		
Orpington (ORP)	4 a						1739						1809		
St Mary Cray (SMY)	d		1711	1718	1731							1801			
Swanley (SAY)	4 d		1715a	1723	1736						1759	1806			
Eynsford (EYN)	d				1741							1811			
Shoreham (Kent) (SEH)	d				1745							1815			
Otford (OTF)	4 d			1731a	1748						1807a	1818			
Bat & Ball (BBL)	d				1751							1821			
Sevenoaks (SEV)	4 a				1755							1825			

NOTES (see introductory pages for explanation of train operator codes and standard symbols)

- a Arrival time
- d Departure time
- A To Sutton (Surrey)
- B To Dover Priory
- C To Ashford International
- D To Gravesend
- E To Ramsgate
- F To Gillingham (Kent)
- G To Maidstone East

London to Herne Hill, Beckenham Junction, Denmark Hill, Catford, Bromley South, Orpington, Swanley and Sevenoaks

Saturdays

Operator Days of operation/Notes	SE E	TL A	SE F	SE C	TL	TL A	SE	SE D	SE B	TL A	SE G	TL	TL A	SE	SE D
London Charing Cross (CHX)	4 d										1829				
London Waterloo (East) (WAE)	d										1832				
London Bridge (LBG)	4 d										1838				
London Victoria (VIC)	10 d	1740		1742	1755			1757	1803	1810				1827	1833
Brixton (BRX)	d							1804						1834	
Luton (LUT)	10 d														
Luton Airport Parkway (LTN)	7 d														
St Albans City (SAC)	d		1652			1707				1722			1737		
West Hampstead Thameslink (WHP)	d		1717			1732				1747			1802		
Kentish Town (KTN)	d		1722			1737				1752			1807		
St Pancras International (STP)	15 d		1727			1742				1757			1812		
Farringdon (ZFD)	3 d		1732			1747				1802			1817		
City Thameslink (CTK)	3 d		1734			1749				1804			1819		
London Blackfriars (BFR)	3 d		1736		1746	1751				1806		1816	1821		
Elephant & Castle (EPH)	d		1740		1750	1755				1810		1820	1825		
Loughborough Jn (LGJ)	d		1745			1800				1815			1830		
Herne Hill (HNN)	4 a		1749			1804	1806			1819			1834	1836	
Herne Hill (HNN)	4 d						1807							1837	
West Dulwich (WDU)	d						1809							1839	
Sydenham Hill (SYH)	d						1812							1842	
Penge East (PNE)	d						1815							1845	
Kent House (KTH)	4 d						1817							1847	
Beckenham Junction (BKJ)	4 d						1820							1850	
Denmark Hill (DMK)	4 d		1752		1758			1813				1828			1843
Peckham Rye (PMR)	4 d				1801			1816				1831			1846
Nunhead (NHD)	4 d				1804			1819a				1834			1849a
Crofton Park (CFT)	d				1807							1837			
Catford (CTF)	d				1810							1840			
Bellingham (BGM)	d				1813							1843			
Beckenham Hill (BEC)	d				1815							1845			
Ravensbourne (RVB)	d				1817							1847			
Shortlands (SRT)	4 d				1820		1824					1850		1854	
Bromley South (BMS)	4 a	1756	1804	1811	1822		1826		1826			1852		1856	
Bromley South (BMS)	4 d		1805	1812	1823		1827					1853		1857	
Bickley (BKL)	4 d				1826		1830					1856		1900	
Petts Wood (PET)	4 d						1835							1905	
Orpington (ORP)	4 a						1839							1909	
St Mary Cray (SMY)	d		1811	1818	1831							1901			
Swanley (SAY)	4 d		1815a	1823	1836						1859	1906			
Eynsford (EYN)	d				1841							1911			
Shoreham (Kent) (SEH)	d				1845							1915			
Otford (OTF)	4 d			1831a	1848						1907a	1918			
Bat & Ball (BBL)	d				1851							1921			
Sevenoaks (SEV)	4 a				1855							1925			

NOTES (see introductory pages for explanation of train operator codes and standard symbols)

- a Arrival time
- d Departure time
- A To Sutton (Surrey)
- B To Dover Priory
- C To Ashford International
- D To Gravesend
- E To Ramsgate
- F To Gillingham (Kent)
- G To Maidstone East

London to Herne Hill, Beckenham Junction, Denmark Hill, Catford, Bromley South, Orpington, Swanley and Sevenoaks

Saturdays

Operator Days of operation/Notes	SE E	TL A	SE F	SE C	TL	TL A	SE	SE D	SE B	TL A	SE G	TL	TL A	SE	SE D
London Charing Cross (CHX)	4 d										1929				
London Waterloo (East) (WAE)	d										1932				
London Bridge (LBG)	4 d										1938				
London Victoria (VIC)	10 d	1840		1842	1855			1857	1903	1910				1927	1933
Brixton (BRX)	d							1904						1934	
Luton (LUT)	10 d														
Luton Airport Parkway (LTN)	7 d														
St Albans City (SAC)	d		1752			1807				1822			1837		
West Hampstead Thameslink (WHP)	d		1817			1832				1847			1902		
Kentish Town (KTN)	d		1822			1837				1852			1907		
St Pancras International (STP)	15 d		1827			1842				1857			1912		
Farringdon (ZFD)	3 d		1832			1847				1902			1917		
City Thameslink (CTK)	3 d		1834			1849				1904			1919		
London Blackfriars (BFR)	3 d		1836		1846	1851				1906		1916	1921		
Elephant & Castle (EPH)	d		1840		1850	1855				1910		1920	1925		
Loughborough Jn (LGJ)	d		1845			1900				1915			1930		
Herne Hill (HNN)	4 a		1849			1904	1906			1919			1934	1936	
Herne Hill (HNN)	4 d						1907								1937
West Dulwich (WDU)	d						1909								1939
Sydenham Hill (SYH)	d						1912								1942
Penge East (PNE)	d						1915								1945
Kent House (KTH)	4 d						1917								1947
Beckenham Junction (BKJ)	4 d						1920								1950
Denmark Hill (DMK)	4 d		1852		1858			1913				1928			1943
Peckham Rye (PMR)	4 d				1901			1916				1931			1946
Nunhead (NHD)	4 d				1904			1919a				1934			1949a
Crofton Park (CFT)	d				1907							1937			
Catford (CTF)	d				1910							1940			
Bellingham (BGM)	d				1913							1943			
Beckenham Hill (BEC)	d				1915							1945			
Ravensbourne (RVB)	d				1917							1947			
Shortlands (SRT)	4 d				1920		1924					1950		1954	
Bromley South (BMS)	4 a	1856	1904	1911	1922		1926		1926			1952		1956	
Bromley South (BMS)	4 d		1905	1912	1923		1927					1953		1957	
Bickley (BKL)	4 d				1926		1930					1956		2000	
Petts Wood (PET)	4 d						1935							2005	
Orpington (ORP)	4 a						1939							2009	
St Mary Cray (SMY)	d		1911	1918	1931							2001			
Swanley (SAY)	4 d		1915a	1923	1936						1959	2006			
Eynsford (EYN)	d				1941							2011			
Shoreham (Kent) (SEH)	d				1945							2015			
Otford (OTF)	4 d			1931a	1948						2007a	2018			
Bat & Ball (BBL)	d				1951							2021			
Sevenoaks (SEV)	4 a				1955							2025			

NOTES (see introductory pages for explanation of train operator codes and standard symbols)

- a Arrival time
- d Departure time
- A To Sutton (Surrey)
- B To Dover Priory
- C To Ashford International
- D To Gravesend
- E To Ramsgate
- F To Gillingham (Kent)
- G To Maidstone East

London to Herne Hill, Beckenham Junction, Denmark Hill, Catford, Bromley South, Orpington, Swanley and Sevenoaks

Saturdays

Operator Days of operation/Notes	SE E	TL A	SE F	SE C	TL	TL A	SE	SE D	SE B	TL A	SE G	TL	TL A	SE	SE D
London Charing Cross (CHX)	4 d										2029				
London Waterloo (East) (WAE)	d										2032				
London Bridge (LBG)	4 d										2038				
London Victoria (VIC)	10 d	1940		1942	1955			1957	2003	2010				2027	2033
Brixton (BRX)	d							2004						2034	
Luton (LUT)	10 d														
Luton Airport Parkway (LTN)	7 d														
St Albans City (SAC)	d		1852			1907				1922				1937	
West Hampstead Thameslink (WHP)	d		1917			1932				1947				2002	
Kentish Town (KTN)	d		1922			1937				1952				2007	
St Pancras International (STP)	15 d		1927			1942				1957				2012	
Farringdon (ZFD)	3 d		1932			1947				2002				2017	
City Thameslink (CTK)	3 d		1934			1949				2004				2019	
London Blackfriars (BFR)	3 d		1936		1946	1951				2006		2016		2021	
Elephant & Castle (EPH)	d		1940		1950	1955				2010		2020		2025	
Loughborough Jn (LGJ)	d		1945			2000				2015				2030	
Herne Hill (HNN)	4 a		1949			2004	2006			2019				2034	2036
Herne Hill (HNN)	4 d						2007								2037
West Dulwich (WDU)	d						2009								2039
Sydenham Hill (SYH)	d						2012								2042
Penge East (PNE)	d						2015								2045
Kent House (KTH)	4 d						2017								2047
Beckenham Junction (BKJ)	4 d						2020								2050
Denmark Hill (DMK)	4 d		1952		1958				2013				2028		2043
Peckham Rye (PMR)	4 d				2001				2016				2031		2046
Nunhead (NHD)	4 d				2004				2019a				2034		2049a
Crofton Park (CFT)	d				2007								2037		
Catford (CTF)	d				2010								2040		
Bellingham (BGM)	d				2013								2043		
Beckenham Hill (BEC)	d				2015								2045		
Ravensbourne (RVB)	d				2017								2047		
Shortlands (SRT)	4 d				2020		2024						2050	2054	
Bromley South (BMS)	4 a	1956	2004	2011	2022		2026		2026				2052	2056	
Bromley South (BMS)	4 d		2005	2012	2023		2027						2053	2057	
Bickley (BKL)	4 d				2026		2030						2056	2100	
Petts Wood (PET)	4 d						2035							2105	
Orpington (ORP)	4 a						2039							2109	
St Mary Cray (SMY)	d		2011	2018	2031								2101		
Swanley (SAY)	4 d		2015a	2023	2036						2059		2106		
Eynsford (EYN)	d				2041								2111		
Shoreham (Kent) (SEH)	d				2045								2115		
Otford (OTF)	4 d			2031a	2048						2107a		2118		
Bat & Ball (BBL)	d				2051								2121		
Sevenoaks (SEV)	4 a				2055								2125		

NOTES (see introductory pages for explanation of train operator codes and standard symbols)

- a Arrival time
- d Departure time
- A To Sutton (Surrey)
- B To Dover Priory
- C To Ashford International
- D To Gravesend
- E To Ramsgate
- F To Gillingham (Kent)
- G To Maidstone East

London to Herne Hill, Beckenham Junction, Denmark Hill, Catford, Bromley South, Orpington, Swanley and Sevenoaks

Saturdays

Operator Days of operation/Notes	SE E	TL A	SE F	SE C	TL	TL A	SE	SE D	SE B	TL A	SE G	TL	TL A	SE	SE D
London Charing Cross (CHX)	4 d										2129				
London Waterloo (East) (WAE)	d										2132				
London Bridge (LBG)	4 d										2138				
London Victoria (VIC)	10 d	2040		2042	2055			2057	2103	2110				2127	2133
Brixton (BRX)	d							2104						2134	
Luton (LUT)	10 d														
Luton Airport Parkway (LTN)	7 d														
St Albans City (SAC)	d		1952			2007				2022			2037		
West Hampstead Thameslink (WHP)	d		2017			2032				2047			2102		
Kentish Town (KTN)	d		2022			2037				2052			2107		
St Pancras International (STP)	15 d		2027			2042				2057			2112		
Farringdon (ZFD)	3 d		2032			2047				2102			2117		
City Thameslink (CTK)	3 d		2034			2049									
London Blackfriars (BFR)	3 d		2036		2046	2051			2106		2116	2121			
Elephant & Castle (EPH)	d		2040		2050	2055			2110		2120	2125			
Loughborough Jn (LGJ)	d		2045			2100			2115			2130			
Herne Hill (HNN)	4 a		2049			2104	2106		2119			2134		2136	
Herne Hill (HNN)	d						2107							2137	
West Dulwich (WDU)	d						2109							2139	
Sydenham Hill (SYH)	d						2112							2142	
Penge East (PNE)	d						2115							2145	
Kent House (KTH)	4 d						2117							2147	
Beckenham Junction (BKJ)	4 d						2120							2150	
Denmark Hill (DMK)	4 d		2052		2058			2113				2128			2143
Peckham Rye (PMR)	4 d				2101			2116				2131			2146
Nunhead (NHD)	4 d				2104			2119a				2134			2149a
Crofton Park (CFT)	d				2107							2137			
Catford (CTF)	d				2110							2140			
Bellingham (BGM)	d				2113							2143			
Beckenham Hill (BEC)	d				2115							2145			
Ravensbourne (RVB)	d				2117							2147			
Shortlands (SRT)	4 d				2120		2124					2150		2154	
Bromley South (BMS)	4 a	2056	2104	2111	2122		2126		2126			2152		2156	
Bromley South (BMS)	4 d		2105	2112	2123		2127					2153		2157	
Bickley (BKL)	4 d				2126		2130					2156		2200	
Petts Wood (PET)	4 d						2135							2205	
Orpington (ORP)	4 a						2139							2209	
St Mary Cray (SMY)	d		2111	2118	2131							2201			
Swanley (SAY)	4 d		2115a	2123	2136						2159	2206			
Eynsford (EYN)	d				2141							2211			
Shoreham (Kent) (SEH)	d				2145							2215			
Otford (OTF)	4 d			2131a	2148						2207a	2218			
Bat & Ball (BBL)	d				2151							2221			
Sevenoaks (SEV)	4 a				2155							2225			

NOTES (see introductory pages for explanation of train operator codes and standard symbols)

- a Arrival time
- d Departure time
- A To Sutton (Surrey)
- B To Dover Priory
- C To Ashford International
- D To Gravesend
- E To Ramsgate
- F To Gillingham (Kent)
- G To Maidstone East

London to Herne Hill, Beckenham Junction, Denmark Hill, Catford, Bromley South, Orpington, Swanley and Sevenoaks

Saturdays

Operator Days of operation/Notes	SE E	TL A	SE F	SE C	TL	TL A	SE	SE D	SE B	TL A	SE G	TL	TL A	SE	SE D
London Charing Cross (CHX)	4 d										2229				
London Waterloo (East) (WAE)	d										2232				
London Bridge (LBG)	4 d										2238				
London Victoria (VIC)	10 d	2140		2142	2155			2157	2203	2210				2227	2233
Brixton (BRX)	d							2204						2234	
Luton (LUT)	10 d														
Luton Airport Parkway (LTN)	7 d														
St Albans City (SAC)	d		2052			2107				2122				2137	
West Hampstead Thameslink (WHP)	d		2117			2132				2147				2202	
Kentish Town (KTN)	d		2122			2137				2152				2207	
St Pancras International (STP)	15 d		2127			2142				2157				2212	
Farringdon (ZFD)	3 d		2132			2147				2202				2217	
City Thameslink (CTK)	3 d														
London Blackfriars (BFR)	3 d		2136		2146	2151				2206		2216	2221		
Elephant & Castle (EPH)	d		2140		2150	2155				2210		2220	2225		
Loughborough Jn (LGJ)	d		2145			2200				2215			2230		
Herne Hill (HNN)	4 a		2149			2204	2206			2219			2234	2236	
Herne Hill (HNN)	4 d						2207							2237	
West Dulwich (WDU)	d						2209							2239	
Sydenham Hill (SYH)	d						2212							2242	
Penge East (PNE)	d						2215							2245	
Kent House (KTH)	4 d						2217							2247	
Beckenham Junction (BKJ)	4 d						2220							2250	
Denmark Hill (DMK)	4 d		2152		2158			2213				2228			2243
Peckham Rye (PMR)	4 d				2201			2216				2231			2246
Nunhead (NHD)	4 d				2204			2219a				2234			2249a
Crofton Park (CFT)	d				2207							2237			
Catford (CTF)	d				2210							2240			
Bellingham (BGM)	d				2213							2243			
Beckenham Hill (BEC)	d				2215							2245			
Ravensbourne (RVB)	d				2217							2247			
Shortlands (SRT)	4 d				2220		2224					2250		2254	
Bromley South (BMS)	4 a	2156	2204	2211	2222		2226		2226			2252		2256	
Bromley South (BMS)	4 d		2205	2212	2223		2227					2253		2257	
Bickley (BKL)	4 d				2226		2230					2256		2300	
Petts Wood (PET)	4 d						2235							2305	
Orpington (ORP)	4 a						2239							2309	
St Mary Cray (SMY)	d		2211	2218	2231							2301			
Swanley (SAY)	4 d		2215a	2223	2236						2259	2306			
Eynsford (EYN)	d				2241							2311			
Shoreham (Kent) (SEH)	d				2245							2315			
Otford (OTF)	4 d			2231a	2248						2307a	2318			
Bat & Ball (BBL)	d				2251							2321			
Sevenoaks (SEV)	4 a				2255							2325			

NOTES (see introductory pages for explanation of train operator codes and standard symbols)

- a Arrival time
- d Departure time
- A To Sutton (Surrey)
- B To Dover Priory
- C To Ashford International
- D To Gravesend
- E To Ramsgate
- F To Gillingham (Kent)
- G To Maidstone East

London to Herne Hill, Beckenham Junction, Denmark Hill, Catford, Bromley South, Orpington, Swanley and Sevenoaks

Saturdays

Operator Days of operation/Notes	SE E	TL A	SE F	SE C	TL	TL A	SE	SE D	SE K	TL A	SE G	TL	TL A	SE	SE L
London Charing Cross (CHX)	4 d										2329				
London Waterloo (East) (WAE)	d										2332				
London Bridge (LBG)	4 d										2338				
London Victoria (VIC)	10 d	2240		2242	2255			2257	2303	2310				2327	2333
Brixton (BRX)	d							2304						2334	
Luton (LUT)	10 d														
Luton Airport Parkway (LTN)	7 d														
St Albans City (SAC)	d		2152			2207				2222			2237		
West Hampstead Thameslink (WHP)	d		2217			2232				2247			2302		
Kentish Town (KTN)	d		2222			2237				2252			2307		
St Pancras International (STP)	15 d		2227			2242				2257			2312		
Farringdon (ZFD)	3 d		2232			2247				2302			2317		
City Thameslink (CTK)	3 d														
London Blackfriars (BFR)	3 d		2236		2246	2251				2306		2316	2321		
Elephant & Castle (EPH)	d		2240		2250	2255				2310		2320	2325		
Loughborough Jn (LGJ)	d		2245			2300				2315			2330		
Herne Hill (HNH)	4 a		2249			2304	2306			2319			2334	2336	
Herne Hill (HNH)	4 d						2307							2337	
West Dulwich (WDU)	d						2309							2339	
Sydenham Hill (SYH)	d						2312							2342	
Penge East (PNE)	d						2315							2345	
Kent House (KTH)	4 d						2317							2347	
Beckenham Junction (BKJ)	4 d						2320							2350	
Denmark Hill (DMK)	4 d		2252		2258			2313				2328			2343
Peckham Rye (PMR)	4 d				2301			2316				2331			2346
Nunhead (NHD)	4 d				2304			2319a				2334			2349a
Crofton Park (CFT)	d				2307							2337			
Catford (CTF)	d				2310							2340			
Bellingham (BGM)	d				2313							2343			
Beckenham Hill (BEC)	d				2315							2345			
Ravensbourne (RVB)	d				2317							2347			
Shortlands (SRT)	4 d				2320		2324					2350		2354	
Bromley South (BMS)	4 a	2256	2304	2311	2322		2326		2326			2352		2356	
Bromley South (BMS)	4 d		2305	2312	2323		2327					2353		2357	
Bickley (BKL)	4 d				2326		2330					2356		2359	
Petts Wood (PET)	4 d						2335							0005	
Orpington (ORP)	4 a						2339							0009	
St Mary Cray (SMY)	d		2311	2318	2331							0001			
Swanley (SAY)	4 d		2315a	2323	2336						2359	0006			
Eynsford (EYN)	d				2341							0011			
Shoreham (Kent) (SEH)	d				2345							0015			
Otford (OTF)	4 d			2331a	2348						0007a	0018			
Bat & Ball (BBL)	d				2351							0021			
Sevenoaks (SEV)	4 a				2355							0025			

NOTES (see introductory pages for explanation of train operator codes and standard symbols)

a Arrival time
d Departure time

A To Sutton (Surrey)
C To Ashford International
D To Gravesend
E To Ramsgate
F To Gillingham (Kent)
G To Maidstone East
K To Faversham
L To Dartford

London to Herne Hill, Beckenham Junction, Denmark Hill, Catford, Bromley South, Orpington, Swanley and Sevenoaks

Saturdays

Operator Days of operation/Notes	SE E	SE F	SE C	TL	TL A	SE	SE SUM L	SE SUM E	SE SUM C	SE SUM	SE SUM F
London Charing Cross (CHX)	4 d										
London Waterloo (East) (WAE)	d										
London Bridge (LBG)	4 d										
London Victoria (VIC)	10 d	2340	2342	2355		2357	0003	0010	0025	0027	0040
Brixton (BRX)	d					0004				0034	
Luton (LUT)	10 d				2254						
Luton Airport Parkway (LTN)	7 d				2257						
St Albans City (SAC)	d				2309						
West Hampstead Thameslink (WHP)	d				2334						
Kentish Town (KTN)	d				2339						
St Pancras International (STP)	15 d				2344						
Farringdon (ZFD)	3 d				2349						
City Thameslink (CTK)	3 d										
London Blackfriars (BFR)	3 d			2346	2353						
Elephant & Castle (EPH)	d			2350	2357						
Loughborough Jn (LGJ)	d				0002						
Herne Hill (HNH)	4 a				0006	0006				0036	
Herne Hill (HNH)	4 d					0007				0037	
West Dulwich (WDU)	d					0009				0039	
Sydenham Hill (SYH)	d					0012				0042	
Penge East (PNE)	d					0015				0045	
Kent House (KTH)	4 d					0017				0047	
Beckenham Junction (BKJ)	4 d					0020				0050	
Denmark Hill (DMK)	4 d		2352	2358			0013				
Peckham Rye (PMR)	4 d			0001			0016				
Nunhead (NHD)	4 d			0004			0019a				
Crofton Park (CFT)	d			0007							
Catford (CTF)	d			0010							
Bellingham (BGM)	d			0013							
Beckenham Hill (BEC)	d			0015							
Ravensbourne (RVB)	d			0017							
Shortlands (SRT)	4 d			0020		0024				0054	
Bromley South (BMS)	4 a	2356	0004	0011	0022	0026		0026	0041	0056	0056
Bromley South (BMS)	4 d		0005	0012	0023		0027		0042	0057	0057
Bickley (BKL)	4 d			0026		0030				0100	
Petts Wood (PET)	4 d					0035				0105	
Orpington (ORP)	4 a					0039				0109	
St Mary Cray (SMY)	d		0011	0018	0031				0048		0102s
Swanley (SAY)	4 d		0015a	0023	0036				0053		0107a
Eynsford (EYN)	d			0041							
Shoreham (Kent) (SEH)	d			0045							
Otford (OTF)	4 d			0031a	0048				0101a		
Bat & Ball (BBL)	d			0051							
Sevenoaks (SEV)	4 a			0055							

NOTES (see introductory pages for explanation of train operator codes and standard symbols)

a Arrival time
d Departure time
s Stops to set down only

A To Sutton (Surrey)
C To Ashford International
E To Ramsgate
F To Gillingham (Kent)
L To Dartford

SUM Sunday mornings

London to Herne Hill, Beckenham Junction, Denmark Hill, Catford, Bromley South, Orpington, Swanley and Sevenoaks

Sundays










































Operator Days of operation/Notes	SE A	TL	SE	SE A	SE B	SE C	TL	SE	SE A	SE D	TL	SE	SE A	SE B	SE C
London Victoria (VIC)	0703	0714	0727	0733	0740	0755	0744	0757	0803	0812	0814	0827	0833	0840	0855
Brixton (BRX)			0734					0804				0834			
Luton (LUT)															
Luton Airport Parkway (LTN)															
St Albans City (SAC)															
West Hampstead Thameslink (WHP)															
Kentish Town (KTN)															
St Pancras International (STP)															
Farringdon (ZFD)															
City Thameslink (CTK)															
London Blackfriars (BFR)															
Elephant & Castle (EPH)															
Loughborough Jn (LGJ)															
Herne Hill (HNH)			0736					0806				0836			
Herne Hill (HNH)			0737					0807				0837			
West Dulwich (WDU)			0739					0809				0839			
Sydenham Hill (SYH)			0742					0812				0842			
Penge East (PNE)			0745					0815				0845			
Kent House (KTH)			0747					0817				0847			
Beckenham Junction (BKJ)			0750					0820				0850			
Denmark Hill (DMK)	0713	0724		0743			0754		0813	0822	0824		0843		
Peckham Rye (PMR)	0716	0727		0746			0757		0816		0827		0846		
Nunhead (NHD)	0719a	0730		0749a			0800		0819a		0830		0849a		
Crofton Park (CFT)		0733					0803				0833				
Catford (CTF)		0736					0806				0836				
Bellingham (BGM)		0739					0809				0839				
Beckenham Hill (BEC)		0741					0811				0841				
Ravensbourne (RVB)		0744					0814				0844				
Shortlands (SRT)		0746	0754				0816	0824			0846	0854			
Bromley South (BMS)		0749	0756		0756	0811	0819	0826		0835	0849	0856		0856	0911
Bromley South (BMS)		0749	0757			0812	0819	0827		0836	0849	0857			0912
Bickley (BKL)		0752	0800				0822	0830			0852	0900			
Petts Wood (PET)			0805					0835				0905			
Orpington (ORP)			0809					0839				0909			
St Mary Cray (SMY)		0756				0818	0826			0842	0856				0918
Swanley (SAY)		0801				0823	0831			0846a	0901				0923
Eynsford (EYN)		0806					0836				0906				
Shoreham (Kent) (SEH)		0810					0840				0910				
Otford (OTF)		0813				0831a	0843				0913				0931a
Bat & Ball (BBL)		0816					0846				0916				
Sevenoaks (SEV)		0819					0849				0919				

NOTES (see introductory pages for explanation of train operator codes and standard symbols)

- a Arrival time
- d Departure time
- A To Dartford
- B To Ramsgate
- C To Ashford International
- D To Dover Priory

London to Herne Hill, Beckenham Junction, Denmark Hill, Catford, Bromley South, Orpington, Swanley and Sevenoaks

Sundays

Operator Days of operation/Notes	TL	SE	SE A	SE D	TL	SE	TL E	SE A	SE B	SE C	TL	TL E	SE	SE A	SE F
London Victoria (VIC)  10 d	0844	0857	0903	0912	0914	0927		0933	0940	0955			0957	1003	1010
Brixton (BRX)  d		0904				0934							1004		
Luton (LUT)  d												0846			
Luton Airport Parkway (LTN)  d												0849			
St Albans City (SAC)  d												0902			
West Hampstead Thameslink (WHP)  d												0926			
Kentish Town (KTN)  d												0930			
St Pancras International (STP)  15 d												0937			
Farringdon (ZFD)  d												0941			
City Thameslink (CTK)  d															
London Blackfriars (BFR)  d							0929				0943	0946			
Elephant & Castle (EPH)  d							0933				0947	0951			
Loughborough Jn (LGJ)  d							0938					0956			
Herne Hill (HNH)  a		0906				0936	0941					0959	1006		
Herne Hill (HNH)  d		0907				0937							1007		
West Dulwich (WDU)  d		0909				0939							1009		
Sydenham Hill (SYH)  d		0912				0942							1012		
Penge East (PNE)  d		0915				0945							1015		
Kent House (KTH)  d		0917				0947							1017		
Beckenham Junction (BKJ)  d		0920				0950							1020		
Denmark Hill (DMK)  d	0854		0913	0922	0924			0943			0954			1013	
Peckham Rye (PMR)  d	0857		0916		0927			0946			0957			1016	
Nunhead (NHD)  d	0900		0919a		0930			0949a			1000			1019a	
Crofton Park (CFT)  d	0903				0933						1003				
Catford (CTF)  d	0906				0936						1006				
Bellingham (BGM)  d	0909				0939						1009				
Beckenham Hill (BEC)  d	0911				0941						1011				
Ravensbourne (RVB)  d	0914				0944						1014				
Shortlands (SRT)  d	0916	0924			0946	0954					1016		1024		
Bromley South (BMS)  a	0919	0926		0935	0949	0956			0957	1011	1019		1026		1027
Bromley South (BMS)  d	0919	0927		0936	0949	0957				1012	1019		1027		
Bickley (BKL)  d	0922	0930			0952	1000					1022		1030		
Petts Wood (PET)  d		0935				1005							1035		
Orpington (ORP)  a		0939				1009							1039		
St Mary Cray (SMY)  d	0926			0942	0956					1018	1026				
Swanley (SAY)  d	0931			0946a	1001					1023	1031				
Eynsford (EYN)  d	0936				1006						1036				
Shoreham (Kent) (SEH)  d	0940				1010						1040				
Otford (OTF)  d	0943				1013					1031a	1043				
Bat & Ball (BBL)  d	0946				1016						1046				
Sevenoaks (SEV)  a	0949				1019						1049				

NOTES (see introductory pages for explanation of train operator codes and standard symbols)

- a Arrival time
- d Departure time
- A To Dartford
- B To Ramsgate
- C To Ashford International
- D To Dover Priory
- E To Sutton (Surrey)
- F Runs until 6 October. To Ramsgate

London to Herne Hill, Beckenham Junction, Denmark Hill, Catford, Bromley South, Orpington, Swanley and Sevenoaks

Sundays

Operator Days of operation/Notes	TL E	SE D	TL	TL E	SE	SE A	TL E	SE B	SE C	TL	TL E	SE	SE A	TL E	SE F
London Victoria (VIC)	10 d	1012			1027	1033		1040	1055			1057	1103		1110
Brixton (BRX)	d				1034							1104			
Luton (LUT)	10 d			0916							0946				
Luton Airport Parkway (LTN)	7 d			0919							0949				
St Albans City (SAC)	d			0932							1002				
West Hampstead Thameslink (WHP)	d			0956							1026				
Kentish Town (KTN)	d			1000							1030				
St Pancras International (STP)	15 d			1007							1037				
Farringdon (ZFD)	8 d			1011							1041				
City Thameslink (CTK)	3 d														
London Blackfriars (BFR)	8 d	0959	1013	1016			1036			1043	1046			1106	
Elephant & Castle (EPH)	d	1003	1017	1021			1040			1047	1051			1110	
Loughborough Jn (LGJ)	d	1008		1026			1045				1056			1115	
Herne Hill (HNN)	4 a	1011		1029	1036		1048				1059	1106		1118	
Herne Hill (HNN)	d				1037							1107			
West Dulwich (WDU)	d				1039							1109			
Sydenham Hill (SYH)	d				1042							1112			
Penge East (PNE)	d				1045							1115			
Kent House (KTH)	4 d				1047							1117			
Beckenham Junction (BKJ)	4 d				1050							1120			
Denmark Hill (DMK)	4 d	1022	1024			1043				1054			1113		
Peckham Rye (PMR)	4 d		1027			1046				1057			1116		
Nunhead (NHD)	4 d		1030			1049a				1100			1119a		
Crofton Park (CFT)	d		1033							1103					
Catford (CTF)	d		1036							1106					
Bellingham (BGM)	d		1039							1109					
Beckenham Hill (BEC)	d		1041							1111					
Ravensbourne (RVB)	d		1044							1114					
Shortlands (SRT)	4 d		1046		1054					1116		1124			
Bromley South (BMS)	4 a	1035	1049		1056			1057	1111	1119		1126			1126
Bromley South (BMS)	4 d	1036	1049		1057				1112	1119		1127			
Bickley (BKL)	4 d		1052		1100					1122		1130			
Petts Wood (PET)	4 d				1105							1135			
Orpington (ORP)	4 a				1109							1139			
St Mary Cray (SMY)	d	1042	1056						1118	1126					
Swanley (SAY)	4 d	1046a	1101						1123	1131					
Eynsford (EYN)	d		1106							1136					
Shoreham (Kent) (SEH)	d		1110							1140					
Otford (OTF)	4 d		1113						1131a	1143					
Bat & Ball (BBL)	d		1116							1146					
Sevenoaks (SEV)	4 a		1119							1149					

NOTES (see introductory pages for explanation of train operator codes and standard symbols)

- a Arrival time
- d Departure time
- A To Dartford
- B To Ramsgate
- C To Ashford International
- D To Dover Priory
- E To Sutton (Surrey)
- F Runs until 6 October. To Ramsgate

London to Herne Hill, Beckenham Junction, Denmark Hill, Catford, Bromley South, Orpington, Swanley and Sevenoaks

Sundays

Operator Days of operation/Notes	SE D	TL	TL E	SE	SE A	TL E	SE B	SE C	TL	TL E	SE	SE A	TL E	SE D	TL
London Victoria (VIC)	1112			1127	1133		1140	1155			1157	1203		1212	
Brixton (BRX)				1134							1204				
Luton (LUT)			1018							1046					
Luton Airport Parkway (LTN)			1021							1049					
St Albans City (SAC)			1033							1102					
West Hampstead Thameslink (WHP)			1056							1126					
Kentish Town (KTN)			1100							1130					
St Pancras International (STP)			1107							1137			1157		
Farringdon (ZFD)			1111							1141			1201		
City Thameslink (CTK)															
London Blackfriars (BFR)		1113	1116			1136			1143	1146			1206		1213
Elephant & Castle (EPH)		1117	1121			1140			1147	1151			1210		1217
Loughborough Jn (LGJ)			1126			1145				1156			1215		
Herne Hill (HNN)			1129	1136		1148				1159	1206		1218		
Herne Hill (HNN)				1137							1207				
West Dulwich (WDU)				1139							1209				
Sydenham Hill (SYH)				1142							1212				
Penge East (PNE)				1145							1215				
Kent House (KTH)				1147							1217				
Beckenham Junction (BKJ)				1150							1220				
Denmark Hill (DMK)	1122	1124			1143				1154			1213		1222	1224
Peckham Rye (PMR)		1127			1146				1157			1216			1227
Nunhead (NHD)		1130			1149a				1200			1219a			1230
Crofton Park (CFT)		1133							1203						1233
Catford (CTF)		1136							1206						1236
Bellingham (BGM)		1139							1209						1239
Beckenham Hill (BEC)		1141							1211						1241
Ravensbourne (RVB)		1144							1214						1244
Shortlands (SRT)		1146		1154					1216		1224				1246
Bromley South (BMS)	1135	1149		1156			1156	1211	1219		1226			1235	1249
Bromley South (BMS)		1136	1149		1157			1212	1219		1227			1236	1249
Bickley (BKL)			1152		1200				1222		1230				1252
Petts Wood (PET)					1205						1235				
Orpington (ORP)					1209						1239				
St Mary Cray (SMY)		1142	1156					1218	1226					1242	1256
Swanley (SAY)		1146a	1201					1223	1231					1246a	1301
Eynsford (EYN)			1206						1236						1306
Shoreham (Kent) (SEH)			1210						1240						1310
Otford (OTF)			1213					1231a	1243						1313
Bat & Ball (BBL)			1216						1246						1316
Sevenoaks (SEV)			1219						1249						1319

NOTES (see introductory pages for explanation of train operator codes and standard symbols)

- a Arrival time
- d Departure time
- A To Dartford
- B To Ramsgate
- C To Ashford International
- D To Dover Priory
- E To Sutton (Surrey)

London to Herne Hill, Beckenham Junction, Denmark Hill, Catford, Bromley South, Orpington, Swanley and Sevenoaks

Sundays

Operator Days of operation/Notes	TL E	SE	SE A	TL E	SE B	SE C	TL	TL E	SE	SE A	TL E	SE D	TL	TL E	SE
London Victoria (VIC)	10 d	1227	1233		1240	1255			1257	1303		1312			1327
Brixton (BRX)	d	1234							1304						1334
Luton (LUT)	10 d	1116						1146			1206			1222	
Luton Airport Parkway (LTN)	7 d	1119						1149			1209			1225	
St Albans City (SAC)	d	1132						1202			1222			1237	
West Hampstead Thameslink (WHP)	d	1156						1226			1246			1301	
Kentish Town (KTN)	d	1200						1230			1250			1305	
St Pancras International (STP)	15 d	1207		1227				1237			1257			1312	
Farringdon (ZFD)	8 d	1211		1231				1241			1301			1316	
City Thameslink (CTK)	3 d														
London Blackfriars (BFR)	8 d	1216		1236			1243	1246			1306		1313	1321	
Elephant & Castle (EPH)	d	1221		1240			1247	1251			1310		1317	1325	
Loughborough Jn (LGJ)	d	1226		1245				1256			1315			1330	
Herne Hill (HNN)	4 a	1229	1236	1248				1259	1306		1318			1333	1336
Herne Hill (HNN)	d	1237							1307						1337
West Dulwich (WDU)	d	1239							1309						1339
Sydenham Hill (SYH)	d	1242							1312						1342
Penge East (PNE)	d	1245							1315						1345
Kent House (KTH)	4 d	1247							1317						1347
Beckenham Junction (BKJ)	4 d	1250							1320						1350
Denmark Hill (DMK)	4 d		1243				1254			1313		1322	1324		
Peckham Rye (PMR)	4 d		1246				1257			1316			1327		
Nunhead (NHD)	4 d		1249a				1300			1319a			1330		
Crofton Park (CFT)	d						1303						1333		
Catford (CTF)	d						1306						1336		
Bellingham (BGM)	d						1309						1339		
Beckenham Hill (BEC)	d						1311						1341		
Ravensbourne (RVB)	d						1314						1344		
Shortlands (SRT)	4 d	1254					1316		1324				1346		1354
Bromley South (BMS)	4 a	1256			1256	1311	1319		1326			1335	1349		1356
Bromley South (BMS)	4 d	1257				1312	1319		1327			1336	1349		1357
Bickley (BKL)	4 d	1300					1322		1330				1352		1400
Petts Wood (PET)	4 d	1305							1335						1405
Orpington (ORP)	4 a	1309							1339						1409
St Mary Cray (SMY)	d					1318	1326						1342	1356	
Swanley (SAY)	4 d					1323	1331					1346a	1401		
Eynsford (EYN)	d						1336						1406		
Shoreham (Kent) (SEH)	d						1340						1410		
Otford (OTF)	4 d					1331a	1343						1413		
Bat & Ball (BBL)	d						1346						1416		
Sevenoaks (SEV)	4 a						1349						1419		

NOTES (see introductory pages for explanation of train operator codes and standard symbols)

- a Arrival time
- d Departure time
- A To Dartford
- B To Ramsgate
- C To Ashford International
- D To Dover Priory
- E To Sutton (Surrey)

London to Herne Hill, Beckenham Junction, Denmark Hill, Catford, Bromley South, Orpington, Swanley and Sevenoaks

Sundays

Operator Days of operation/Notes	SE A	TL E	SE B	SE C	TL	TL E	SE	SE A	TL E	SE D	TL	TL E	SE	SE A	TL E
London Victoria (VIC)	1333		1340	1355			1357	1403		1412			1427	1433	
Brixton (BRX)							1404						1434		
Luton (LUT)						1252						1322			
Luton Airport Parkway (LTN)						1255						1325			
St Albans City (SAC)			1252			1307			1322			1337			1352
West Hampstead Thameslink (WHP)			1316			1331			1346			1401			1416
Kentish Town (KTN)			1320			1335			1350			1405			1420
St Pancras International (STP)			1327			1342			1357			1412			1427
Farringdon (ZFD)			1331			1346			1401			1416			1431
City Thameslink (CTK)															
London Blackfriars (BFR)			1336		1343	1351			1406		1413	1421			1436
Elephant & Castle (EPH)			1340		1347	1355			1410		1417	1425			1440
Loughborough Jn (LGJ)			1345			1400			1415			1430			1445
Herne Hill (HNN)			1348			1403	1406		1418			1433	1436		1448
Herne Hill (HNN)							1407						1437		
West Dulwich (WDU)							1409						1439		
Sydenham Hill (SYH)							1412						1442		
Penge East (PNE)							1415						1445		
Kent House (KTH)							1417						1447		
Beckenham Junction (BKJ)							1420						1450		
Denmark Hill (DMK)	1343				1354			1413		1422	1424			1443	
Peckham Rye (PMR)	1346				1357			1416			1427			1446	
Nunhead (NHD)	1349a				1400			1419a			1430			1449a	
Crofton Park (CFT)					1403						1433				
Catford (CTF)					1406						1436				
Bellingham (BGM)					1409						1439				
Beckenham Hill (BEC)					1411						1441				
Ravensbourne (RVB)					1414						1444				
Shortlands (SRT)					1416		1424				1446		1454		
Bromley South (BMS)			1356	1411	1419		1426			1435	1449		1456		
Bromley South (BMS)				1412	1419		1427			1436	1449		1457		
Bickley (BKL)					1422		1430				1452		1500		
Petts Wood (PET)							1435						1505		
Orpington (ORP)							1439						1509		
St Mary Cray (SMY)				1418	1426					1442	1456				
Swanley (SAY)				1423	1431					1446a	1501				
Eynsford (EYN)					1436						1506				
Shoreham (Kent) (SEH)					1440						1510				
Otford (OTF)				1431a	1443						1513				
Bat & Ball (BBL)					1446						1516				
Sevenoaks (SEV)					1449						1519				

NOTES (see introductory pages for explanation of train operator codes and standard symbols)

- a Arrival time
- d Departure time
- A To Dartford
- B To Ramsgate
- C To Ashford International
- D To Dover Priory
- E To Sutton (Surrey)

London to Herne Hill, Beckenham Junction, Denmark Hill, Catford, Bromley South, Orpington, Swanley and Sevenoaks

Sundays

Operator Days of operation/Notes	SE B	SE C	TL	TL E	SE	SE A	TL E	SE D	TL	TL E	SE	SE A	TL E	SE B	SE C
London Victoria (VIC)	1440	1455			1457	1503		1512			1527	1533		1540	1555
Brixton (BRX)					1504						1534				
Luton (LUT)				1352						1422					
Luton Airport Parkway (LTN)				1355						1425					
St Albans City (SAC)				1407			1422			1437			1452		
West Hampstead Thameslink (WHP)				1431			1446			1501			1516		
Kentish Town (KTN)				1435			1450			1505			1520		
St Pancras International (STP)				1442			1457			1512			1527		
Farringdon (ZFD)				1446			1501			1516			1531		
City Thameslink (CTK)															
London Blackfriars (BFR)			1443	1451			1506		1513	1521			1536		
Elephant & Castle (EPH)			1447	1455			1510		1517	1525			1540		
Loughborough Jn (LGJ)				1500			1515			1530			1545		
Herne Hill (HNN)				1503	1506		1518			1533	1536		1548		
Herne Hill (HNN)					1507						1537				
West Dulwich (WDU)					1509						1539				
Sydenham Hill (SYH)					1512						1542				
Penge East (PNE)					1515						1545				
Kent House (KTH)					1517						1547				
Beckenham Junction (BKJ)					1520						1550				
Denmark Hill (DMK)			1454			1513		1522	1524			1543			
Peckham Rye (PMR)			1457			1516			1527			1546			
Nunhead (NHD)			1500			1519a			1530			1549a			
Crofton Park (CFT)			1503						1533						
Catford (CTF)			1506						1536						
Bellingham (BGM)			1509						1539						
Beckenham Hill (BEC)			1511						1541						
Ravensbourne (RVB)			1514						1544						
Shortlands (SRT)			1516		1524				1546		1554				
Bromley South (BMS)	1456	1511	1519		1526			1535	1549		1556			1556	1611
Bromley South (BMS)		1512	1519		1527			1536	1549		1557				1612
Bickley (BKL)			1522		1530				1552		1600				
Petts Wood (PET)					1535						1605				
Orpington (ORP)					1539						1609				
St Mary Cray (SMY)		1518	1526					1542	1556						1618
Swanley (SAY)		1523	1531					1546a	1601						1623
Eynsford (EYN)			1536						1606						
Shoreham (Kent) (SEH)			1540						1610						
Otford (OTF)			1543						1613						1631a
Bat & Ball (BBL)			1546						1616						
Sevenoaks (SEV)			1549						1619						

NOTES (see introductory pages for explanation of train operator codes and standard symbols)

- a Arrival time
- d Departure time
- A To Dartford
- B To Ramsgate
- C To Ashford International
- D To Dover Priory
- E To Sutton (Surrey)

London to Herne Hill, Beckenham Junction, Denmark Hill, Catford, Bromley South, Orpington, Swanley and Sevenoaks

Sundays

Operator Days of operation/Notes	TL	TL E	SE	SE A	TL E	SE D	TL	TL E	SE	SE A	TL E	SE B	SE C	TL	TL E
London Victoria (VIC) 10 d			1557	1603		1612			1627	1633		1640	1655		
Brixton (BRX) d			1604						1634						
Luton (LUT) 10 d		1452						1522							1552
Luton Airport Parkway (LTN) 7 d		1455						1525							1555
St Albans City (SAC) d		1507			1522			1537			1552				1607
West Hampstead Thameslink (WHP) d		1531			1546			1601			1616				1631
Kentish Town (KTN) d		1535			1550			1605			1620				1635
St Pancras International (STP) 15 d		1542			1557			1612			1627				1642
Farringdon (ZFD) d		1546			1601			1616			1631				1646
City Thameslink (CTK) d															
London Blackfriars (BFR) d	1543	1551			1606		1613	1621			1636			1643	1651
Elephant & Castle (EPH) d	1547	1555			1610		1617	1625			1640			1647	1655
Loughborough Jn (LGJ) d		1600			1615			1630			1645				1700
Herne Hill (HNN) a		1603	1606		1618			1633	1636		1648				1703
Herne Hill (HNN) d			1607						1637						
West Dulwich (WDU) d			1609						1639						
Sydenham Hill (SYH) d			1612						1642						
Penge East (PNE) d			1615						1645						
Kent House (KTH) d			1617						1647						
Beckenham Junction (BKJ) d			1620						1650						
Denmark Hill (DMK) d	1554			1613		1622	1624			1643				1654	
Peckham Rye (PMR) d	1557			1616			1627			1646				1657	
Nunhead (NHD) d	1600			1619a			1630			1649a				1700	
Crofton Park (CFT) d	1603						1633							1703	
Catford (CTF) d	1606						1636							1706	
Bellingham (BGM) d	1609						1639							1709	
Beckenham Hill (BEC) d	1611						1641							1711	
Ravensbourne (RVB) d	1614						1644							1714	
Shortlands (SRT) d	1616		1624				1646		1654					1716	
Bromley South (BMS) a	1619		1626			1635	1649		1656		1656	1711		1719	
Bromley South (BMS) d	1619		1627			1636	1649		1657				1712	1719	
Bickley (BKL) d	1622		1630				1652		1700					1722	
Petts Wood (PET) d			1635						1705						
Orpington (ORP) a			1639						1709						
St Mary Cray (SMY) d	1626					1642	1656						1718	1726	
Swanley (SAY) d	1631					1646a	1701						1723	1731	
Eynsford (EYN) d	1636						1706							1736	
Shoreham (Kent) (SEH) d	1640						1710							1740	
Otford (OTF) d	1643						1713						1731a	1743	
Bat & Ball (BBL) d	1646						1716							1746	
Sevenoaks (SEV) a	1650						1719							1749	

NOTES (see introductory pages for explanation of train operator codes and standard symbols)

- a Arrival time
- d Departure time
- A To Dartford
- B To Ramsgate
- C To Ashford International
- D To Dover Priory
- E To Sutton (Surrey)

London to Herne Hill, Beckenham Junction, Denmark Hill, Catford, Bromley South, Orpington, Swanley and Sevenoaks

Sundays

Operator Days of operation/Notes	SE	SE A	TL E	SE D	TL	TL E	SE	SE A	TL E	SE B	SE C	TL	TL E	SE	SE A
London Victoria (VIC)	1657	1703		1712			1727	1733		1740	1755			1757	1803
Brixton (BRX)	1704						1734							1804	
Luton (LUT)						1622							1652		
Luton Airport Parkway (LTN)						1625							1655		
St Albans City (SAC)			1622			1637			1652				1707		
West Hampstead Thameslink (WHP)			1646			1701			1716				1731		
Kentish Town (KTN)			1650			1705			1720				1735		
St Pancras International (STP)			1657			1712			1727				1742		
Farringdon (ZFD)			1701			1716			1731				1746		
City Thameslink (CTK)															
London Blackfriars (BFR)			1706		1713	1721			1736			1743	1751		
Elephant & Castle (EPH)			1710		1717	1725			1740			1747	1755		
Loughborough Jn (LGJ)			1715			1730			1745				1800		
Herne Hill (HNH)	1706		1718			1733	1736		1748				1803	1806	
Herne Hill (HNH)	1707						1737							1807	
West Dulwich (WDU)	1709						1739							1809	
Sydenham Hill (SYH)	1712						1742							1812	
Penge East (PNE)	1715						1745							1815	
Kent House (KTH)	1717						1747							1817	
Beckenham Junction (BKJ)	1720						1750							1820	
Denmark Hill (DMK)		1713		1722	1724			1743				1754			1813
Peckham Rye (PMR)		1716			1727			1746				1757			1816
Nunhead (NHD)		1719a			1730			1749a				1800			1819a
Crofton Park (CFT)					1733							1803			
Catford (CTF)					1736							1806			
Bellingham (BGM)					1739							1809			
Beckenham Hill (BEC)					1741							1811			
Ravensbourne (RVB)					1744							1814			
Shortlands (SRT)	1724				1746		1754					1816		1824	
Bromley South (BMS)	1726			1735	1749		1756			1756	1811	1819		1826	
Bromley South (BMS)	1727			1736	1749		1757				1812	1819		1827	
Bickley (BKL)	1730				1752		1800					1822		1830	
Petts Wood (PET)	1735						1805							1835	
Orpington (ORP)	1739						1809							1839	
St Mary Cray (SMY)				1742	1756							1818	1826		
Swanley (SAY)				1746a	1801							1823	1831		
Eynsford (EYN)					1806								1836		
Shoreham (Kent) (SEH)					1810								1840		
Otford (OTF)					1813							1831a	1843		
Bat & Ball (BBL)					1816								1846		
Sevenoaks (SEV)					1819								1849		

NOTES (see introductory pages for explanation of train operator codes and standard symbols)

- a Arrival time
- d Departure time
- A To Dartford
- B To Ramsgate
- C To Ashford International
- D To Dover Priory
- E To Sutton (Surrey)

London to Herne Hill, Beckenham Junction, Denmark Hill, Catford, Bromley South, Orpington, Swanley and Sevenoaks

Sundays

Operator Days of operation/Notes	TL E	SE D	TL	TL E	SE	SE A	TL E	SE B	SE C	TL	TL E	SE	SE A	TL E	SE D
London Victoria (VIC)	10 d	1812			1827	1833		1840	1855			1857	1903		1912
Brixton (BRX)	10 d				1834							1904			
Luton (LUT)	10 d			1722							1752				
Luton Airport Parkway (LTN)	7 d			1725							1755				
St Albans City (SAC)	d	1722		1737			1752				1807			1822	
West Hampstead Thameslink (WHP)	d	1746		1801			1816				1831			1846	
Kentish Town (KTN)	d	1750		1805			1820				1835			1850	
St Pancras International (STP)	15 d	1757		1812			1827				1842			1857	
Farringdon (ZFD)	8 d	1801		1816			1831				1846			1901	
City Thameslink (CTK)	3 d														
London Blackfriars (BFR)	8 d	1806		1813	1821		1836			1843	1851			1906	
Elephant & Castle (EPH)	d	1810		1817	1825		1840			1847	1855			1910	
Loughborough Jn (LGJ)	d	1815		1830			1845				1900			1915	
Herne Hill (HNN)	4 a	1818		1833	1836		1848				1903	1906		1918	
Herne Hill (HNN)	4 d				1837							1907			
West Dulwich (WDU)	d				1839							1909			
Sydenham Hill (SYH)	d				1842							1912			
Penge East (PNE)	d				1845							1915			
Kent House (KTH)	4 d				1847							1917			
Beckenham Junction (BKJ)	4 d				1850							1920			
Denmark Hill (DMK)	4 d	1822	1824			1843				1854			1913		1922
Peckham Rye (PMR)	4 d		1827			1846				1857			1916		
Nunhead (NHD)	4 d		1830			1849a				1900			1919a		
Crofton Park (CFT)	d		1833							1903					
Catford (CTF)	d		1836							1906					
Bellingham (BGM)	d		1839							1909					
Beckenham Hill (BEC)	d		1841							1911					
Ravensbourne (RVB)	d		1844							1914					
Shortlands (SRT)	4 d		1846		1854					1916		1924			
Bromley South (BMS)	4 a	1835	1849		1856			1856	1911	1919		1926			1935
Bromley South (BMS)	4 d	1836	1849		1857				1912	1919		1927			1936
Bickley (BKL)	4 d		1852		1900					1922		1930			
Petts Wood (PET)	4 d				1905							1935			
Orpington (ORP)	4 a				1909							1939			
St Mary Cray (SMY)	d	1842	1856						1918	1926					1942
Swanley (SAY)	4 d	1846a	1901						1923	1931					1946a
Eynsford (EYN)	d		1906							1936					
Shoreham (Kent) (SEH)	d		1910							1940					
Otford (OTF)	4 d		1913						1931a	1943					
Bat & Ball (BBL)	d		1916							1946					
Sevenoaks (SEV)	4 a		1919							1949					

NOTES (see introductory pages for explanation of train operator codes and standard symbols)

- a Arrival time
- d Departure time
- A To Dartford
- B To Ramsgate
- C To Ashford International
- D To Dover Priory
- E To Sutton (Surrey)

London to Herne Hill, Beckenham Junction, Denmark Hill, Catford, Bromley South, Orpington, Swanley and Sevenoaks

Sundays

Operator Days of operation/Notes	TL	TL E	SE	SE A	TL E	SE B	SE C	TL	TL E	SE	SE A	TL E	SE F	SE D	TL
London Victoria (VIC) Brixton (BRX)	☉ 10 d ☉ d		1927 1934	1933		1940	1955			1957 2004	2003		2010	2012	
Luton (LUT) Luton Airport Parkway (LTN) St Albans City (SAC)	10 d ← 7 d d	1822 1825 1837			1852				1852 1855 1907			1922			
West Hampstead Thameslink (WHP) Kentish Town (KTN)	☉ d ☉ d		1901 1905		1916 1920				1931 1935			1946 1950			
St Pancras International (STP) Farringdon (ZFD) City Thameslink (CTK)	☉ ☉ 15 d ☉ 8 d 3 d		1912 1916		1927 1931				1942 1946			1957 2001			
London Blackfriars (BFR) Elephant & Castle (EPH) Loughborough Jn (LGJ)	☉ 8 d ☉ d d	1913 1917	1921 1925 1930		1936 1940 1945			1943 1947	1951 1955 2000			2006 2010 2015			2013 2017
Herne Hill (HNN) Herne Hill (HNN) West Dulwich (WDU) Sydenham Hill (SYH) Penge East (PNE) Kent House (KTH) Beckenham Junction (BKJ)	4 a 4 d d d d 4 d 4 d		1933 1937 1939 1942 1945 1947 1950	1936	1948				2003 2007 2009 2012 2015 2017 2020	2006		2018			
Denmark Hill (DMK) Peckham Rye (PMR) Nunhead (NHD) Crofton Park (CFT) Catford (CTF) Bellingham (BGM) Beckenham Hill (BEC) Ravensbourne (RVB) Shortlands (SRT)	4 d 4 d 4 d d d d d d 4 d	1924 1927 1930 1933 1936 1939 1941 1944 1946		1943 1946 1949a				1954 1957 2000 2003 2006 2009 2011 2014 2016		2013 2016 2019a				2022	2024 2027 2030 2033 2036 2039 2041 2044 2046
Bromley South (BMS) Bromley South (BMS) Bickley (BKL) Petts Wood (PET) Orpington (ORP)	4 a 4 d 4 d 4 d 4 a	1949 1949 1952	1956 1957 2000 2005 2009			1956 2011	2019 2012	2019 2019 2022		2026 2027 2030 2035 2039			2026	2035 2036	2049 2049 2052
St Mary Cray (SMY) Swanley (SAY) Eynsford (EYN) Shoreham (Kent) (SEH) Otford (OTF) Bat & Ball (BBL) Sevenoaks (SEV)	d 4 d d d 4 d d 4 a	1956 2001 2006 2010 2013 2016 2019					2018 2023	2026 2031 2036 2040 2043 2046 2049						2042 2046a	2056 2101 2106 2110 2113 2116 2120

NOTES (see introductory pages for explanation of train operator codes and standard symbols)

- a Arrival time
- d Departure time
- A To Dartford
- B To Ramsgate
- C To Ashford International
- D To Dover Priory
- E To Sutton (Surrey)
- F Runs until 6 October. To Ramsgate

London to Herne Hill, Beckenham Junction, Denmark Hill, Catford, Bromley South, Orpington, Swanley and Sevenoaks

Sundays

Operator Days of operation/Notes	TL E	SE	SE A	TL E	SE B	SE C	TL	TL E	SE	SE A	TL E	SE F	SE D	TL	TL E
London Victoria (VIC)	10 d	2027	2033		2040	2055			2057	2103		2110	2112		
Brixton (BRX)	10 d	2034							2104						
Luton (LUT)	10 d	1922						1952							2022
Luton Airport Parkway (LTN)	7 d	1925						1955							2025
St Albans City (SAC)	7 d	1937			1952			2007			2022				2037
West Hampstead Thameslink (WHP)	7 d	2001			2016			2031			2046				2101
Kentish Town (KTN)	7 d	2005			2020			2035			2050				2105
St Pancras International (STP)	15 d	2012			2027			2042			2057				2112
Farringdon (ZFD)	8 d	2016			2031			2046			2101				2116
City Thameslink (CTK)	8 d														
London Blackfriars (BFR)	8 d	2021			2036		2043	2051			2106			2113	2121
Elephant & Castle (EPH)	8 d	2025			2040		2047	2055			2110			2117	2125
Loughborough Jn (LGJ)	8 d	2030			2045			2100			2115				2130
Herne Hill (HNH)	4 a	2033	2036		2048			2103	2106		2118				2133
Herne Hill (HNH)	4 d		2037						2107						
West Dulwich (WDU)	d		2039						2109						
Sydenham Hill (SYH)	d		2042						2112						
Penge East (PNE)	d		2045						2115						
Kent House (KTH)	4 d		2047						2117						
Beckenham Junction (BKJ)	4 d		2050						2120						
Denmark Hill (DMK)	4 d			2043			2054			2113			2122	2124	
Peckham Rye (PMR)	4 d			2046			2057			2116				2127	
Nunhead (NHD)	4 d			2049a			2100			2119a				2130	
Crofton Park (CFT)	d						2103							2133	
Catford (CTF)	d						2106							2136	
Bellingham (BGM)	d						2109							2139	
Beckenham Hill (BEC)	d						2111							2141	
Ravensbourne (RVB)	d						2114							2144	
Shortlands (SRT)	4 d		2054				2116		2124					2146	
Bromley South (BMS)	4 a		2056		2056	2111	2119		2126			2126	2135	2149	
Bromley South (BMS)	4 d		2057			2112	2119		2127				2136	2149	
Bickley (BKL)	4 d		2100				2122		2130					2152	
Petts Wood (PET)	4 d		2105						2135						
Orpington (ORP)	4 a		2109						2139						
St Mary Cray (SMY)	d					2118	2126						2142	2156	
Swanley (SAY)	4 d					2123	2131						2146a	2201	
Eynsford (EYN)	d						2136							2206	
Shoreham (Kent) (SEH)	d						2140							2210	
Otford (OTF)	4 d					2131a	2143							2213	
Bat & Ball (BBL)	d						2146							2216	
Sevenoaks (SEV)	4 a						2149							2219	

NOTES (see introductory pages for explanation of train operator codes and standard symbols)

- a Arrival time
- d Departure time
- A To Dartford
- B To Ramsgate
- C To Ashford International
- D To Dover Priory
- E To Sutton (Surrey)
- F Runs until 6 October. To Ramsgate

London to Herne Hill, Beckenham Junction, Denmark Hill, Catford, Bromley South, Orpington, Swanley and Sevenoaks

Sundays

Operator Days of operation/Notes	SE	SE A	TL E	SE B	SE C	TL	TL E	SE	SE A	SE G	TL	SE	SE A	SE B	TL
London Victoria (VIC) Brixton (BRX)	10 d e d	2127 2134	2133		2140	2155		2157 2204	2203	2212		2227 2234	2233	2240	
Luton (LUT) Luton Airport Parkway (LTN)	10 d 7 d						2052 2055								
St Albans City (SAC) West Hampstead Thameslink (WHP)	d e d			2052 2116			2107 2131								
Kentish Town (KTN)	e d			2120			2135								
St Pancras International (STP) Farringdon (ZFD)	15 d 8 d			2127 2131			2142 2146								
City Thameslink (CTK) London Blackfriars (BFR)	3 d 8 d			2136		2143	2151				2213				2243
Elephant & Castle (EPH) Loughborough Jn (LGJ)	e d d			2140 2145		2147	2155 2200				2217				2247
Herne Hill (HNH)	4 a	2136		2148			2203	2206				2236			
Herne Hill (HNH) West Dulwich (WDU)	d d	2137 2139						2207 2209				2237 2239			
Sydenham Hill (SYH) Penge East (PNE)	d d	2142 2145						2212 2215				2242 2245			
Kent House (KTH) Beckenham Junction (BKJ)	4 d 4 d	2147 2150						2217 2220				2247 2250			
Denmark Hill (DMK) Peckham Rye (PMR)	4 d 4 d		2143 2146			2154 2157			2213 2216	2222	2224 2227		2243 2246		2254 2257
Nunhead (NHD) Crofton Park (CFT)	d d		2149a			2200 2203			2219a		2230 2233		2249a		2300 2303
Catford (CTF) Bellingham (BGM)	d d					2206 2209					2236 2239				2306 2309
Beckenham Hill (BEC) Ravensbourne (RVB)	d d					2211 2214					2241 2244				2311 2314
Shortlands (SRT) Bromley South (BMS)	4 d 4 a	2154 2156			2156	2211	2219	2226		2235	2249	2256		2256	2319
Bromley South (BMS) Bickley (BKL)	4 d 4 d	2157 2200				2212	2219	2227		2236	2249	2257			2319 2322
Petts Wood (PET) Orpington (ORP)	4 d 4 a	2205 2209						2230 2239			2252	2300 2305 2309			
St Mary Cray (SMY) Swanley (SAY)	d 4 d					2218 2223	2226 2231				2242 2246a	2256 2301			2326 2331
Eynsford (EYN) Shoreham (Kent) (SEH)	d d						2236 2240					2306 2310			2336 2340
Otford (OTF) Bat & Ball (BBL)	4 d d					2231a	2243					2313			2343 2346
Sevenoaks (SEV)	4 a						2246 2253					2316 2323			2346 2353

NOTES (see introductory pages for explanation of train operator codes and standard symbols)

- a Arrival time
- d Departure time
- A To Dartford
- B To Ramsgate
- C To Ashford International
- E To Sutton (Surrey)
- G To Faversham

London to Herne Hill, Beckenham Junction, Denmark Hill, Catford, Bromley South, Orpington, Swanley and Sevenoaks

Sundays

Operator Days of operation/Notes	SE	SE A	SE H	SE C	TL	SE	SE A	SE G	TL	SE	SE MM H	
London Victoria (VIC)	10 d	2257	2303	2312	2325		2327	2333	2340		2357	0040
Brixton (BRX)	d	2304					2334				0004	
Luton (LUT)	10 d											
Luton Airport Parkway (LTN)	7 d											
St Albans City (SAC)	d											
West Hampstead Thameslink (WHP)	d											
Kentish Town (KTN)	d											
St Pancras International (STP)	15 d											
Farringdon (ZFD)	3 d											
City Thameslink (CTK)	3 d											
London Blackfriars (BFR)	3 d					2313			2343			
Elephant & Castle (EPH)	d					2317			2347			
Loughborough Jn (LGJ)	d											
Herne Hill (HNH)	4 a	2306					2336				0006	
Herne Hill (HNH)	d	2307					2337				0007	
West Dulwich (WDU)	d	2309					2339				0009	
Sydenham Hill (SYH)	d	2312					2342				0012	
Penge East (PNE)	d	2315					2345				0015	
Kent House (KTH)	4 d	2317					2347				0017	
Beckenham Junction (BKJ)	4 d	2320					2350				0020	
Denmark Hill (DMK)	4 d		2313	2322		2324		2343		2354		
Peckham Rye (PMR)	4 d		2316			2327		2346		2357		
Nunhead (NHD)	4 d		2319a			2330		2349a		2359		
Crofton Park (CFT)	d					2333				0003		
Catford (CTF)	d					2336				0006		
Bellingham (BGM)	d					2339				0009		
Beckenham Hill (BEC)	d					2341				0011		
Ravensbourne (RVB)	d					2344				0014		
Shortlands (SRT)	4 d	2324				2346	2354			0016	0024	
Bromley South (BMS)	4 a	2326		2335	2341	2349	2356		2356	0019	0026	0056
Bromley South (BMS)	4 d	2327		2336	2342	2349	2357			0019	0027	0057
Bickley (BKL)	4 d	2330				2352	2359			0022	0030	
Petts Wood (PET)	4 d	2335					0005				0035	
Orpington (ORP)	4 a	2339					0009				0039	
St Mary Cray (SMY)	d			2342	2348	2356				0026		0102s
Swanley (SAY)	4 d			2346a	2353	0002				0031		0107a
Eynsford (EYN)	d					0007				0036		
Shoreham (Kent) (SEH)	d					0011				0040		
Otford (OTF)	4 d				0001a	0014				0043		
Bat & Ball (BBL)	d					0017				0046		
Sevenoaks (SEV)	4 a					0020				0049		

NOTES (see introductory pages for explanation of train operator codes and standard symbols)

a Arrival time
d Departure time
s Stops to set down only

A To Dartford
C To Ashford International
G To Faversham
H To Gillingham (Kent)

MM Monday mornings

Sevenoaks, Swanley, Orpington, Bromley South, Catford, Denmark Hill, Beckenham Junction and Herne Hill to London

Mondays to Fridays

Operator	TL	SE	SE	TL	SE	SE	SE	TL	SE	TL	SE	SE	TL	TL	SE
Days of operation/Notes						A		B	C		D		B		E
Sevenoaks (SEV)	4	d									0522				
Bat & Ball (BBL)	4	d									0525				
Otford (OTF)	4	d									0529				0555
Shoreham (Kent) (SEH)		d									0532				
Eynsford (EYN)		d									0535				
Swanley (SAY)	4	d	0435				0534				0541				0605
St Mary Cray (SMY)		d	0439				0538				0545				0609
Orpington (ORP)	4	d	0432		0450	0502	0518						0550		0602
Petts Wood (PET)	4	d	0435		0454	0505	0522			0539			0554		0605
Bickley (BKL)	4	d	0440	0444	0459	0510	0527				0544		0550		0610
Bromley South (BMS)	4	a	0443	0447	0502	0513	0531	0544	0547				0552		0613
Bromley South (BMS)	4	d	0443	0448	0503	0513	0533	0545	0548				0553	0603	0603
Shortlands (SRT)	4	d	0446	0451	0506	0516	0536		0551				0555	0606	0616
Ravensbourne (RVB)		d	0448			0518							0558		0618
Beckenham Hill (BEC)		d	0450			0520							0600		0620
Bellingham (BGM)		d	0453			0523							0602		0623
Catford (CTF)		d	0456			0526							0605		0626
Crofton Park (CFT)		d	0458			0528							0608		0628
Nunhead (NHD)	4	d	0501			0531					0608	0611			0631
Peckham Rye (PMR)	4	d	0504			0534					0610	0614			0634
Denmark Hill (DMK)	4	d	0507			0537		0558			0614	0617			0637
Beckenham Junction (BKJ)	4	d	0455	0509		0539		0554						0609	
Kent House (KTH)	4	d	0457	0512		0542		0557						0612	
Penge East (PNE)		d	0459	0514		0544		0559						0614	
Sydenham Hill (SYH)		d	0502	0517		0547		0602						0617	
West Dulwich (WDU)		d	0505	0520		0550		0605						0620	
Herne Hill (HNN)	4	a	0507	0522		0552		0607						0622	
Herne Hill (HNN)	4	d	0508	0523		0553		0608						0623	0627
Loughborough Jn (LGJ)		d								0612				0627	
Elephant & Castle (EPH)	⊖	d	0514			0544				0615				0630	
London Blackfriars (BFR)	⊖	3	a	0519		0549				0619		0624		0634	0644
City Thameslink (CTK)	⊖	3	a	0521		0551				0624		0629		0639	0649
Farringdon (ZFD)	⊖	3	a	0523		0553				0626				0641	0651
St Pancras International (STP)	⊖	15	a	0528		0558				0628				0643	0653
St Pancras International (STP)	⊖	15	a	0528		0558				0633				0648	0658
Finsbury Park (FPK)	⊖	a													
Potters Bar (PBR)		a													
Hatfield (HAT)		a													
Welwyn Garden City (WGC)	4	a													
Kentish Town (KTN)	⊖	a	0533			0603				0638				0653	0703
West Hampstead Thameslink (WHP)	⊖	a	0537			0607				0643				0657	0707
St Albans City (SAC)		a	0600			0630				0707				0722	0729
Luton Airport Parkway (LTN)	←	7	a	0612		0644									0742
Luton (LUT)	10	a	0616			0648									0750
Brixton (BRX)	⊖	d	0511	0526		0556		0611						0626	
London Victoria (VIC)	⊖	10	a	0518	0533		0603	0610	0618		0624		0621	0633	
London Bridge (LBG)	⊖	4	a												
London Waterloo (East) (WAE)	⊖	a													
London Charing Cross (CHX)	⊖	4	a												

NOTES (see introductory pages for explanation of train operator codes and standard symbols)

- a Arrival time
- d Departure time
- A From Gillingham (Kent)
- B From Sutton (Surrey)
- C From Dartford
- D From Ramsgate
- E From Ashford International

Sevenoaks, Swanley, Orpington, Bromley South, Catford, Denmark Hill, Beckenham Junction and Herne Hill to London

Mondays to Fridays

Operator Days of operation/Notes	SE	TL B	SE C	TL	SE A	SE F	SE	TL B	TL	SE E	SE	TL B	SE	SE C	TL
Sevenoaks (SEV)	4	d		0552											0622
Bat & Ball (BBL)	d			0555											0625
Otford (OTF)	4	d		0559						0625					0629
Shoreham (Kent) (SEH)	d			0602											0632
Eynsford (EYN)	d			0605											0635
Swanley (SAY)	4	d		0611	0619					0635					0641
St Mary Cray (SMY)	d			0615	0623					0639					0645
Orpington (ORP)	4	d	0605				0620		0632		0635		0639		
Petts Wood (PET)	4	d	0609				0624		0635		0639				
Bickley (BKL)	4	d	0614		0620		0629		0640		0644				0650
Bromley South (BMS)	4	a	0617		0622	0629	0632		0643	0647	0647				0652
Bromley South (BMS)	4	d	0618		0623	0630	0633		0643	0648	0648				0653
Shortlands (SRT)	4	d	0621		0625		0636		0646		0651				0655
Ravensbourne (RVB)	d			0628					0648						0658
Beckenham Hill (BEC)	d			0630					0650						0700
Bellingham (BGM)	d			0632					0653						0702
Catford (CTF)	d			0635					0656						0705
Crofton Park (CFT)	d			0638					0658						0708
Nunhead (NHD)	4	d		0637	0641				0701					0707	0711
Peckham Rye (PMR)	4	d		0640	0644				0704					0710	0714
Denmark Hill (DMK)	4	d		0644	0647	0650			0707					0714	0717
Beckenham Junction (BKJ)	4	d	0624				0639				0654		0700		
Kent House (KTH)	4	d	0627				0642				0657		0703		
Penge East (PNE)	d		0629				0644				0659		0705		
Sydenham Hill (SYH)	d		0632				0647				0702		0709		
West Dulwich (WDU)	d		0635				0650				0705		0711		
Herne Hill (HNN)	4	a	0637				0652				0707		0714		
Herne Hill (HNN)	4	d	0638	0642			0653	0657			0708	0712	0715		
Loughborough Jn (LGJ)	d		0645					0700				0715	0719		
Elephant & Castle (EPH)	⊖	d	0649		0654			0704	0714			0719	0723		0724
London Blackfriars (BFR)	⊖	3	a	0654	0659			0709	0719			0724	0727		0729
City Thameslink (CTK)	⊖	3	a	0656	0701			0711	0721			0726			0731
Farringdon (ZFD)	⊖	3	a	0658	0703			0713	0723			0728			0733
St Pancras International (STP)	⊖	15	a	0703	0708			0718	0728			0733			0738
Finsbury Park (FPK)	⊖	a		0715											0745
Potters Bar (PBR)	a			0734											0804
Hatfield (HAT)	a			0740											0810
Welwyn Garden City (WGC)	4	a		0745											0815
Kentish Town (KTN)	⊖	a	0708					0723	0733			0738			
West Hampstead Thameslink (WHP)	⊖	a	0713					0727	0737			0743			
St Albans City (SAC)	a		0737					0751	0759			0807			
Luton Airport Parkway (LTN)	←	7	a						0812						
Luton (LUT)	10	a							0820						
Brixton (BRX)	⊖	d	0641				0656				0711				
London Victoria (VIC)	⊖	10	a	0648		0654	0700	0651	0703		0706	0718		0724	
London Bridge (LBG)	⊖	4	a												
London Waterloo (East) (WAE)	⊖	a													
London Charing Cross (CHX)	⊖	4	a												

NOTES (see introductory pages for explanation of train operator codes and standard symbols)

- a Arrival time
- d Departure time
- A From Gillingham (Kent)
- B From Sutton (Surrey)
- C From Dartford
- E From Ashford International
- F From Dover Priory

Sevenoaks, Swanley, Orpington, Bromley South, Catford, Denmark Hill, Beckenham Junction and Herne Hill to London

Mondays to Fridays

Operator	SE	SE	SE	SE	TL	TL	SE	SE	TL	SE	SE	TL	SE	SE	SE	
Days of operation/Notes	E	A	D	E	B		E		B		C		G	A	F	
Sevenoaks (SEV)	4	d											0652			
Bat & Ball (BBL)		d											0655			
Otford (OTF)	4	d	0638				0655						0659	0708		
Shoreham (Kent) (SEH)		d											0702			
Eynsford (EYN)		d											0705			
Swanley (SAY)	4	d	0648	0649			0705						0711	0718	0719	
St Mary Cray (SMY)		d		0653			0709						0715		0723	
Orpington (ORP)	4	d			0650		0702			0705						
Petts Wood (PET)	4	d			0654		0705			0709						
Bickley (BKL)	4	d			0659		0710			0714			0720			
Bromley South (BMS)	4	a		0659	0702		0713	0717	0717				0722		0729	
Bromley South (BMS)	4	d		0700	0703	0703	0713	0718	0718				0723		0730	0733
Shortlands (SRT)	4	d			0706		0716		0721				0725			
Ravensbourne (RVB)		d					0718						0728			
Beckenham Hill (BEC)		d					0720						0730			
Bellingham (BGM)		d					0723						0732		0737	
Catford (CTF)		d					0726						0735			
Crofton Park (CFT)		d					0728						0738		0742	
Nunhead (NHD)	4	d					0731					0737	0741			
Peckham Rye (PMR)	4	d					0734					0740	0744			
Denmark Hill (DMK)	4	d		0721			0737					0744	0747		0753	
Beckenham Junction (BKJ)	4	d			0709					0724		0730				
Kent House (KTH)	4	d			0712					0727		0733				
Penge East (PNE)		d			0714					0729		0735				
Sydenham Hill (SYH)		d			0717					0732		0739				
West Dulwich (WDU)		d			0720					0735		0741				
Herne Hill (HNH)	4	a			0722					0737		0744				
Herne Hill (HNH)	4	d			0723	0727				0738	0742	0745				
Loughborough Jn (LGJ)		d				0730					0745	0749				
Elephant & Castle (EPH)	⊖	d				0734	0744				0749	0753	0754			
London Blackfriars (BFR)	⊖	3	a				0739	0749			0754	0757	0759			
City Thameslink (CTK)	⊖	3	a				0741	0751			0756		0801			
Farringdon (ZFD)	⊖	3	a				0743	0753			0758		0803			
St Pancras International (STP)	⊖	15	a				0748	0758			0803		0808			
Finsbury Park (FPK)	⊖	a											0815			
Potters Bar (PBR)		a											0834			
Hatfield (HAT)		a											0840			
Welwyn Garden City (WGC)	4	a											0845			
Kentish Town (KTN)	⊖	a					0803				0808					
West Hampstead Thameslink (WHP)	⊖	a				0758	0807				0813					
St Albans City (SAC)		a				0821					0837					
Luton Airport Parkway (LTN)	←	7	a													
Luton (LUT)		10	a													
Brixton (BRX)	⊖	d			0726					0741						
London Victoria (VIC)	⊖	10	a		0731	0726	0733			0736	0748		0754		0803	0756
London Bridge (LBG)	⊖	4	a	0707										0737		
London Waterloo (East) (WAE)	⊖	a	0714											0743		
London Charing Cross (CHX)	⊖	4	a	0718										0748		

NOTES (see introductory pages for explanation of train operator codes and standard symbols)

- a Arrival time
- d Departure time
- A From Gillingham (Kent)
- B From Sutton (Surrey)
- C From Dartford
- D From Ramsgate
- E From Ashford International
- F From Dover Priory
- G From Maidstone East

Sevenoaks, Swanley, Orpington, Bromley South, Catford, Denmark Hill, Beckenham Junction and Herne Hill to London

Mondays to Fridays

Operator Days of operation/Notes	SE	TL B	TL	SE E	SE	TL B	SE	SE H	TL	SE E	SE A	SE D	SE	TL B	TL
Sevenoaks (SEV)	4	d							0722						
Bat & Ball (BBL)	4	d							0725						
Otford (OTF)	4	d			0725				0729	0738					
Shoreham (Kent) (SEH)		d							0732						
Eynsford (EYN)		d							0735						
Swanley (SAY)	4	d			0737				0741	0748	0749				
St Mary Cray (SMY)		d							0745		0753				
Orpington (ORP)	4	d	0718		0733		0735						0748		0802
Petts Wood (PET)	4	d	0722		0736		0739						0752		0805
Bickley (BKL)	4	d	0728		0740		0744		0750				0758		0810
Bromley South (BMS)	4	a	0731		0743	0747	0747		0752		0759		0801		0813
Bromley South (BMS)	4	d	0733		0743	0748	0748		0753		0800	0803	0803		0813
Shortlands (SRT)	4	d	0736		0746		0751		0755				0806		0816
Ravensbourne (RVB)		d			0748				0758						0818
Beckenham Hill (BEC)		d			0750				0800						0820
Bellingham (BGM)		d			0753				0802		0806				0823
Catford (CTF)		d			0756				0805						0826
Crofton Park (CFT)		d			0758				0808		0812				0828
Nunhead (NHD)	4	d			0801			0807	0811						0831
Peckham Rye (PMR)	4	d			0804			0810	0814						0834
Denmark Hill (DMK)	4	d			0807			0814	0817		0821				0837
Beckenham Junction (BKJ)	4	d	0739				0754	0800					0809		
Kent House (KTH)	4	d	0742				0757	0803					0812		
Penge East (PNE)		d	0744				0759	0805					0814		
Sydenham Hill (SYH)		d	0747				0802	0809					0817		
West Dulwich (WDU)		d	0750				0805	0811					0820		
Herne Hill (HNH)	4	a	0752				0807	0814					0822		
Herne Hill (HNH)	4	d	0753	0757			0808	0812	0815				0823		0827
Loughborough Jn (LGJ)		d		0800				0815	0819						0830
Elephant & Castle (EPH)	⊖	d		0804	0814			0819	0823		0824				0834
London Blackfriars (BFR)	⊖	3	a	0809	0819			0824	0827		0829				0839
City Thameslink (CTK)	⊖	3	a	0811	0821			0826			0831				0841
Farringdon (ZFD)	⊖	3	a	0813	0823			0828			0833				0843
St Pancras International (STP)	⊖	15	a	0818	0828			0833			0838				0848
Finsbury Park (FPK)	⊖	a									0845				
Potters Bar (PBR)		a									0904				
Hatfield (HAT)		a									0910				
Welwyn Garden City (WGC)	4	a									0915				
Kentish Town (KTN)	⊖	a			0833		0838							0853	0903
West Hampstead Thameslink (WHP)	⊖	a		0828	0837		0843							0858	0907
St Albans City (SAC)		a		0851	0859		0907							0922	0929
Luton Airport Parkway (LTN)	←	7	a		0912										0942
Luton (LUT)		10	a		0920										0950
Brixton (BRX)	⊖	d	0756				0811						0826		
London Victoria (VIC)	⊖	10	a	0803			0806	0818		0824		0831	0826	0833	
London Bridge (LBG)	⊖	4	a								0807				
London Waterloo (East) (WAE)	⊖	a									0814				
London Charing Cross (CHX)	⊖	4	a								0819				

NOTES (see introductory pages for explanation of train operator codes and standard symbols)

- a Arrival time
- d Departure time
- A From Gillingham (Kent)
- B From Sutton (Surrey)
- D From Ramsgate
- E From Ashford International
- H From Gravesend

Sevenoaks, Swanley, Orpington, Bromley South, Catford, Denmark Hill, Beckenham Junction and Herne Hill to London

Mondays to Fridays

Operator Days of operation/Notes	SE J	SE	TL B	SE	SE H	TL	SE G	SE A	SE F	SE	TL B	TL	SE K	SE	TL B
Sevenoaks (SEV)	4	d				0752									
Bat & Ball (BBL)	4	d				0755									
Otford (OTF)	4	d	0755			0759	0808						0825		
Shoreham (Kent) (SEH)		d				0802									
Eynsford (EYN)		d				0805									
Swanley (SAY)	4	d	0807			0811	0818	0819					0837		
St Mary Cray (SMY)		d				0815		0823							
Orpington (ORP)	4	d		0805						0820		0832		0835	
Petts Wood (PET)	4	d		0809						0824		0835		0839	
Bickley (BKL)	4	d		0814		0820				0829		0840		0844	
Bromley South (BMS)	4	a	0817	0817		0822		0829		0832		0843	0847	0847	
Bromley South (BMS)	4	d	0818	0818		0823		0830	0833	0833		0843	0848	0848	
Shortlands (SRT)	4	d		0821		0825				0836		0846		0851	
Ravensbourne (RVB)		d				0828						0848			
Beckenham Hill (BEC)		d				0830						0850			
Bellingham (BGM)		d				0832		0836				0853			
Catford (CTF)		d				0835						0856			
Crofton Park (CFT)		d				0838		0841				0858			
Nunhead (NHD)	4	d				0837	0841					0901			
Peckham Rye (PMR)	4	d				0840	0844					0904			
Denmark Hill (DMK)	4	d				0844	0847		0850			0907			
Beckenham Junction (BKJ)	4	d		0824		0830				0839				0854	
Kent House (KTH)	4	d		0827		0833				0842				0857	
Penge East (PNE)		d		0829		0835				0844				0859	
Sydenham Hill (SYH)		d		0832		0839				0847				0902	
West Dulwich (WDU)		d		0835		0841				0850				0905	
Herne Hill (HNH)	4	a		0837		0844				0852				0907	
Herne Hill (HNH)	4	d		0838	0842	0845				0853	0857			0908	0912
Loughborough Jn (LGJ)		d		0845	0849						0900				0915
Elephant & Castle (EPH)	⊖	d		0849	0853		0854				0904	0914			0919
London Blackfriars (BFR)	⊖	3	a	0854	0857		0859				0909	0919			0924
City Thameslink (CTK)	⊖	3	a	0856			0901				0911	0921			0926
Farringdon (ZFD)	⊖	3	a	0858			0903				0913	0923			0928
St Pancras International (STP)	⊖	15	a	0903			0908				0918	0928			0933
Finsbury Park (FPK)	⊖	a					0915								
Potters Bar (PBR)		a					0934								
Hatfield (HAT)		a					0940								
Welwyn Garden City (WGC)	4	a					0945								
Kentish Town (KTN)	⊖	a		0908							0923				0938
West Hampstead Thameslink (WHP)	⊖	a		0913							0928	0936			0943
St Albans City (SAC)		a		0937							0952				1007
Luton Airport Parkway (LTN)	←	7	a												
Luton (LUT)		10	a												
Brixton (BRX)	⊖	d		0841						0856				0911	
London Victoria (VIC)	⊖	10	a	0836	0848		0854		0900	0856	0903		0906	0918	
London Bridge (LBG)	⊖	4	a					0837							
London Waterloo (East) (WAE)	⊖	a						0843							
London Charing Cross (CHX)	⊖	4	a					0848							

NOTES (see introductory pages for explanation of train operator codes and standard symbols)

- a Arrival time
- d Departure time
- A From Gillingham (Kent)
- B From Sutton (Surrey)
- F From Dover Priory
- G From Maidstone East
- H From Gravesend
- J From Minster
- K From Folkestone Central

Sevenoaks, Swanley, Orpington, Bromley South, Catford, Denmark Hill, Beckenham Junction and Herne Hill to London

Mondays to Fridays

Operator Days of operation/Notes	SE	SE H	TL	SE G	SE A	SE L	SE	SE M	TL B	TL	SE E	SE	TL B	SE H	TL
Sevenoaks (SEV)	4	d		0822											0852
Bat & Ball (BBL)		d		0825											0855
Otford (OTF)	4	d		0829	0838						0855				0859
Shoreham (Kent) (SEH)		d		0832											0902
Eynsford (EYN)		d		0835											0905
Swanley (SAY)	4	d		0841	0848	0849					0905				0911
St Mary Cray (SMY)		d		0845		0853					0909				0915
Orpington (ORP)	4	d						0850			0902		0905		
Petts Wood (PET)	4	d						0854			0905		0909		
Bickley (BKL)	4	d		0850				0859			0910		0914		0920
Bromley South (BMS)	4	a		0852		0859		0902			0913	0917	0917		0922
Bromley South (BMS)	4	d		0853		0900	0903	0903			0913	0918	0918		0923
Shortlands (SRT)	4	d		0855				0906			0916		0921		0925
Ravensbourne (RVB)		d		0858							0918				0928
Beckenham Hill (BEC)		d		0900							0920				0930
Bellingham (BGM)		d		0902		0906					0923				0932
Catford (CTF)		d		0905							0926				0935
Crofton Park (CFT)		d		0908		0911					0928				0938
Nunhead (NHD)	4	d		0907	0911				0919		0931			0937	0941
Peckham Rye (PMR)	4	d		0910	0914				0922		0934			0940	0944
Denmark Hill (DMK)	4	d		0914	0917		0921		0925		0937			0944	0947
Beckenham Junction (BKJ)	4	d	0900					0909					0924		
Kent House (KTH)	4	d	0903					0912					0927		
Penge East (PNE)		d	0905					0914					0929		
Sydenham Hill (SYH)		d	0909					0917					0932		
West Dulwich (WDU)		d	0911					0920					0935		
Herne Hill (HNH)	4	a	0914					0922					0937		
Herne Hill (HNH)	4	d	0915					0923					0938		0942
Loughborough Jn (LGJ)		d	0919						0927						0945
Elephant & Castle (EPH)	⊖	d	0923		0924			0932	0934	0944				0949	0954
London Blackfriars (BFR)	⊖	3	a	0927		0929		0936	0939	0949				0954	0959
City Thameslink (CTK)	⊖	3	a			0931			0941	0951				0956	
Farringdon (ZFD)	⊖	3	a			0933			0943	0953				0958	
St Pancras International (STP)	⊖	⊕	15	a		0938			0948	0958				1003	
Finsbury Park (FPK)	⊖	a			0944										
Potters Bar (PBR)		a													
Hatfield (HAT)		a													
Welwyn Garden City (WGC)	4	a													
Kentish Town (KTN)	⊖	a							0953					1008	
West Hampstead Thameslink (WHP)	⊖	a							0958	1006				1013	
St Albans City (SAC)		a							1022					1037	
Luton Airport Parkway (LTN)	←	7	a												
Luton (LUT)		10	a												
Brixton (BRX)	⊖	d						0926					0941		
London Victoria (VIC)	⊖	10	a		0924		0932	0926	0933			0936	0948		0954
London Bridge (LBG)	⊖	4	a			0907									
London Waterloo (East) (WAE)	⊖	a				0915									
London Charing Cross (CHX)	⊖	4	a			0919									

NOTES (see introductory pages for explanation of train operator codes and standard symbols)

- a Arrival time
- d Departure time
- A From Gillingham (Kent)
- B From Sutton (Surrey)
- E From Ashford International
- G From Maidstone East
- H From Gravesend
- L From Dover Priory/Ramsgate
- M From Crayford

Sevenoaks, Swanley, Orpington, Bromley South, Catford, Denmark Hill, Beckenham Junction and Herne Hill to London

Mondays to Fridays

Operator Days of operation/Notes	SE	SE	SE	TL	SE	SE	TL	SE	TL	SE	SE	SE	SE	TL	SE
	A	L		B	E		B	H		G	A	L		B	E
Sevenoaks (SEV)	4	d							0922						
Bat & Ball (BBL)		d							0925						
Otford (OTF)	4	d			0925				0929	0938					0955
Shoreham (Kent) (SEH)		d							0932						
Eynsford (EYN)		d							0935						
Swanley (SAY)	4	d	0919		0935				0941	0948	0949				1005
St Mary Cray (SMY)		d	0923		0939				0945		0953				1009
Orpington (ORP)	4	d		0920		0935								0950	
Petts Wood (PET)	4	d		0924		0939								0954	
Bickley (BKL)	4	d		0929		0944			0950					0959	
Bromley South (BMS)	4	a	0929		0932	0947	0947		0952		0959			1002	1017
Bromley South (BMS)	4	d	0930	0933	0933	0948	0948		0953		1000	1003		1003	1018
Shortlands (SRT)	4	d			0936		0951		0955					1006	
Ravensbourne (RVB)		d							0958						
Beckenham Hill (BEC)		d							1000						
Bellingham (BGM)		d							1002						
Catford (CTF)		d							1005						
Crofton Park (CFT)		d							1008						
Nunhead (NHD)	4	d						1007	1011						
Peckham Rye (PMR)	4	d						1010	1014						
Denmark Hill (DMK)	4	d	0950					1014	1017		1020				
Beckenham Junction (BKJ)	4	d		0939		0954								1009	
Kent House (KTH)	4	d		0942		0957								1012	
Penge East (PNE)		d		0944		0959								1014	
Sydenham Hill (SYH)		d		0947		1002								1017	
West Dulwich (WDU)		d		0950		1005								1020	
Herne Hill (HNH)	4	a		0952		1007								1022	
Herne Hill (HNH)	4	d		0953	0957	1008	1012							1023	1027
Loughborough Jn (LGJ)		d			1000		1015								1030
Elephant & Castle (EPH)	⊖	d			1004		1019		1024						1034
London Blackfriars (BFR)	⊖	3 a			1009		1024		1029						1039
City Thameslink (CTK)	⊖	3 a			1011		1026								1041
Farringdon (ZFD)	⊖	3 a			1013		1028								1043
St Pancras International (STP)	⊖	15 a			1018		1033								1048
Finsbury Park (FPK)	⊖	a													
Potters Bar (PBR)		a													
Hatfield (HAT)		a													
Welwyn Garden City (WGC)	4	a													
Kentish Town (KTN)	⊖	a			1023		1038								1053
West Hampstead Thameslink (WHP)	⊖	a			1028		1043								1058
St Albans City (SAC)		a			1052		1107								1122
Luton Airport Parkway (LTN)	←	7 a													
Luton (LUT)		10 a													
Brixton (BRX)	⊖	d			0956		1011							1026	
London Victoria (VIC)	⊖	10 a	1000	0952	1003		1006	1018		1025		1030	1021	1033	1036
London Bridge (LBG)	⊖	4 a									1007				
London Waterloo (East) (WAE)	⊖	a									1013				
London Charing Cross (CHX)	⊖	4 a									1017				

NOTES (see introductory pages for explanation of train operator codes and standard symbols)

- a Arrival time
- d Departure time
- A From Gillingham (Kent)
- B From Sutton (Surrey)
- E From Ashford International
- G From Maidstone East
- H From Gravesend
- L From Dover Priory/Ramsgate

Sevenoaks, Swanley, Orpington, Bromley South, Catford, Denmark Hill, Beckenham Junction and Herne Hill to London

Mondays to Fridays

Operator Days of operation/Notes	SE	TL B	SE H	TL	SE L	SE	TL B	SE H	TL B	TL	SE G	SE A	SE F	SE	TL B
Sevenoaks (SEV)	4	d		0952						1022					
Bat & Ball (BBL)	d			0955						1025					
Otford (OTF)	4	d		0959						1029	1038				
Shoreham (Kent) (SEH)	d			1002						1032					
Eynsford (EYN)	d			1005						1035					
Swanley (SAY)	4	d		1011						1041	1048	1049			
St Mary Cray (SMY)	d			1015						1045		1053			
Orpington (ORP)	4	d	1005				1020							1050	
Petts Wood (PET)	4	d	1009				1024							1054	
Bickley (BKL)	4	d	1014		1020		1029			1050				1059	
Bromley South (BMS)	4	a	1017		1022		1032			1052		1059		1102	
Bromley South (BMS)	4	d	1018		1023	1033	1033			1053		1100	1103	1103	
Shortlands (SRT)	4	d	1021		1025		1036			1055				1106	
Ravensbourne (RVB)	d			1028						1058					
Beckenham Hill (BEC)	d			1030						1100					
Bellingham (BGM)	d			1032						1102					
Catford (CTF)	d			1035						1105					
Crofton Park (CFT)	d			1038						1108					
Nunhead (NHD)	4	d		1038	1041			1107		1111					
Peckham Rye (PMR)	4	d		1041	1044			1110		1114					
Denmark Hill (DMK)	4	d		1045	1047			1114		1117		1121			
Beckenham Junction (BKJ)	4	d	1024				1039							1109	
Kent House (KTH)	4	d	1027				1042							1112	
Penge East (PNE)	d		1029				1044							1114	
Sydenham Hill (SYH)	d		1032				1047							1117	
West Dulwich (WDU)	d		1035				1050							1120	
Herne Hill (HNH)	4	a	1037				1052							1122	
Herne Hill (HNH)	4	d	1038				1053	1057		1112				1123	1127
Loughborough Jn (LGJ)	d		1042				1100			1115					1130
Elephant & Castle (EPH)	⊖	d	1049		1054		1104			1119	1124				1134
London Blackfriars (BFR)	⊖	3	a	1054	1059		1109			1124	1129				1139
City Thameslink (CTK)	⊖	3	a	1056			1111			1126					1141
Farringdon (ZFD)	⊖	3	a	1058			1113			1128					1143
St Pancras International (STP)	⊖	15	a	1103			1118			1133					1148
Finsbury Park (FPK)	⊖	a													
Potters Bar (PBR)	a														
Hatfield (HAT)	a														
Welwyn Garden City (WGC)	4	a													
Kentish Town (KTN)	⊖	a	1108				1123			1138					1153
West Hampstead Thameslink (WHP)	⊖	a	1113				1128			1143					1158
St Albans City (SAC)	a		1137				1152			1207					1222
Luton Airport Parkway (LTN)	←	7	a												
Luton (LUT)	10	a													
Brixton (BRX)	⊖	d	1041			1056								1126	
London Victoria (VIC)	⊖	10	a	1048		1054	1051	1103		1124			1131	1121	1133
London Bridge (LBG)	⊖	4	a								1107				
London Waterloo (East) (WAE)	⊖	a									1114				
London Charing Cross (CHX)	⊖	4	a								1118				

NOTES (see introductory pages for explanation of train operator codes and standard symbols)

- a Arrival time
- d Departure time
- A From Gillingham (Kent)
- B From Sutton (Surrey)
- F From Dover Priory
- G From Maidstone East
- H From Gravesend
- L From Dover Priory/Ramsgate

Sevenoaks, Swanley, Orpington, Bromley South, Catford, Denmark Hill, Beckenham Junction and Herne Hill to London

Mondays to Fridays

Operator Days of operation/Notes	SE E	SE H	TL B	TL	SE D	SE	TL B	SE H	TL B	TL	SE G	SE A	SE F	SE	TL B
Sevenoaks (SEV)	4	d		1052						1122					
Bat & Ball (BBL)		d		1055						1125					
Otford (OTF)	4	d	1055	1059						1129	1138				
Shoreham (Kent) (SEH)		d		1102						1132					
Eynsford (EYN)		d		1105						1135					
Swanley (SAY)	4	d	1105	1111						1141	1148	1149			
St Mary Cray (SMY)		d	1109	1115						1145		1153			
Orpington (ORP)	4	d					1120							1150	
Petts Wood (PET)	4	d					1124							1154	
Bickley (BKL)	4	d		1120			1129			1150				1159	
Bromley South (BMS)	4	a	1117	1122			1132			1152		1159		1202	
Bromley South (BMS)	4	d	1118	1123	1133	1133				1153		1200	1203	1203	
Shortlands (SRT)	4	d		1125			1136			1155				1206	
Ravensbourne (RVB)		d		1128						1158					
Beckenham Hill (BEC)		d		1130						1200					
Bellingham (BGM)		d		1132						1202					
Catford (CTF)		d		1135						1205					
Crofton Park (CFT)		d		1138						1208					
Nunhead (NHD)	4	d		1137					1207	1211					
Peckham Rye (PMR)	4	d		1140					1210	1214					
Denmark Hill (DMK)	4	d		1144					1214	1217		1220			
Beckenham Junction (BKJ)	4	d					1139							1209	
Kent House (KTH)	4	d					1142							1212	
Penge East (PNE)		d					1144							1214	
Sydenham Hill (SYH)		d					1147							1217	
West Dulwich (WDU)		d					1150							1220	
Herne Hill (HNH)	4	a					1152							1222	
Herne Hill (HNH)	4	d					1153	1157		1212				1223	1227
Loughborough Jn (LGJ)		d		1142				1200		1215					1230
Elephant & Castle (EPH)	⊖	d		1149	1154			1204		1219	1224				1234
London Blackfriars (BFR)	⊖	3 a		1154	1159			1209		1224	1229				1239
City Thameslink (CTK)	⊖	3 a		1156				1211		1226					1241
Farringdon (ZFD)	⊖	3 a		1158				1213		1228					1243
St Pancras International (STP)	⊖	15 a		1203				1218		1233					1248
Finsbury Park (FPK)	⊖	a													
Potters Bar (PBR)		a													
Hatfield (HAT)		a													
Welwyn Garden City (WGC)	4	a													
Kentish Town (KTN)	⊖	a		1208				1223		1238					1253
West Hampstead Thameslink (WHP)	⊖	a		1213				1228		1243					1258
St Albans City (SAC)		a		1237				1252		1307					1322
Luton Airport Parkway (LTN)	←	7 a													
Luton (LUT)	10	a													
Brixton (BRX)	⊖	d					1156							1226	
London Victoria (VIC)	⊖	10 a	1136	1154		1151	1203		1224			1230	1221	1233	
London Bridge (LBG)	⊖	4 a									1207				
London Waterloo (East) (WAE)	⊖	a									1214				
London Charing Cross (CHX)	⊖	4 a									1218				

NOTES (see introductory pages for explanation of train operator codes and standard symbols)

- a Arrival time
- d Departure time
- A From Gillingham (Kent)
- B From Sutton (Surrey)
- D From Ramsgate
- E From Ashford International
- F From Dover Priory
- G From Maidstone East
- H From Gravesend

Sevenoaks, Swanley, Orpington, Bromley South, Catford, Denmark Hill, Beckenham Junction and Herne Hill to London

Mondays to Fridays

Operator Days of operation/Notes	SE E	SE H	TL B	TL	SE D	SE	TL B	SE H	TL B	TL	SE G	SE A	SE F	SE	TL B
Sevenoaks (SEV)	4	d		1152						1222					
Bat & Ball (BBL)		d		1155						1225					
Otford (OTF)	4	d	1155	1159						1229	1238				
Shoreham (Kent) (SEH)		d		1202						1232					
Eynsford (EYN)		d		1205						1235					
Swanley (SAY)	4	d	1205	1211						1241	1248	1249			
St Mary Cray (SMY)		d	1209	1215						1245		1253			
Orpington (ORP)	4	d					1220								1250
Petts Wood (PET)	4	d					1224								1254
Bickley (BKL)	4	d		1220			1229			1250					1259
Bromley South (BMS)	4	a	1217	1222			1232			1252		1259			1302
Bromley South (BMS)	4	d	1218	1223	1233	1233				1253		1300	1303	1303	
Shortlands (SRT)	4	d		1225			1236			1255					1306
Ravensbourne (RVB)		d		1228						1258					
Beckenham Hill (BEC)		d		1230						1300					
Bellingham (BGM)		d		1232						1302					
Catford (CTF)		d		1235						1305					
Crofton Park (CFT)		d		1238						1308					
Nunhead (NHD)	4	d		1237					1307	1311					
Peckham Rye (PMR)	4	d		1240					1310	1314					
Denmark Hill (DMK)	4	d		1244					1314	1317		1320			
Beckenham Junction (BKJ)	4	d					1239								1309
Kent House (KTH)	4	d					1242								1312
Penge East (PNE)		d					1244								1314
Sydenham Hill (SYH)		d					1247								1317
West Dulwich (WDU)		d					1250								1320
Herne Hill (HNN)	4	a					1252								1322
Herne Hill (HNN)	4	d					1253	1257		1312					1323
Loughborough Jn (LGJ)		d		1242				1300		1315					1327
Elephant & Castle (EPH)	⊖	d		1249	1254			1304		1319	1324				1334
London Blackfriars (BFR)	⊖	3	a	1254	1259			1309		1324	1329				1339
City Thameslink (CTK)	⊖	3	a	1256				1311		1326					1341
Farringdon (ZFD)	⊖	3	a	1258				1313		1328					1343
St Pancras International (STP)	⊖	⊕	15	a	1303			1318		1333					1348
Finsbury Park (FPK)	⊖	a													
Potters Bar (PBR)		a													
Hatfield (HAT)		a													
Welwyn Garden City (WGC)	4	a													
Kentish Town (KTN)	⊖	a		1308				1323		1338					1353
West Hampstead Thameslink (WHP)	⊖	a		1313				1328		1343					1358
St Albans City (SAC)		a		1337				1352		1407					1422
Luton Airport Parkway (LTN)	←	7	a												
Luton (LUT)		10	a												
Brixton (BRX)	⊖	d					1256								1326
London Victoria (VIC)	⊖	10	a	1236	1254			1251	1303		1324			1330	1321
London Bridge (LBG)	⊖	4	a									1307			
London Waterloo (East) (WAE)	⊖	a										1314			
London Charing Cross (CHX)	⊖	4	a									1318			

NOTES (see introductory pages for explanation of train operator codes and standard symbols)

- a Arrival time
- d Departure time
- A From Gillingham (Kent)
- B From Sutton (Surrey)
- D From Ramsgate
- E From Ashford International
- F From Dover Priory
- G From Maidstone East
- H From Gravesend

Sevenoaks, Swanley, Orpington, Bromley South, Catford, Denmark Hill, Beckenham Junction and Herne Hill to London

Mondays to Fridays

Operator Days of operation/Notes	SE	SE	TL	TL	SE	SE	TL	SE	TL	TL	SE	SE	SE	SE	TL
	E	H	B		D		B	H	B	G	A	F		B	
Sevenoaks (SEV)	4	d		1252						1322					
Bat & Ball (BBL)		d		1255						1325					
Otford (OTF)	4	d	1255	1259						1329	1338				
Shoreham (Kent) (SEH)		d		1302						1332					
Eynsford (EYN)		d		1305						1335					
Swanley (SAY)	4	d	1305	1311						1341	1348	1349			
St Mary Cray (SMY)		d	1309	1315						1345		1353			
Orpington (ORP)	4	d					1320								1350
Petts Wood (PET)	4	d					1324								1354
Bickley (BKL)	4	d		1320			1329			1350					1359
Bromley South (BMS)	4	a	1317	1322			1332			1352		1359			1402
Bromley South (BMS)	4	d	1318	1323	1333	1333				1353		1400	1403		1403
Shortlands (SRT)	4	d		1325			1336			1355					1406
Ravensbourne (RVB)		d		1328						1358					
Beckenham Hill (BEC)		d		1330						1400					
Bellingham (BGM)		d		1332						1402					
Catford (CTF)		d		1335						1405					
Crofton Park (CFT)		d		1338						1408					
Nunhead (NHD)	4	d		1338			1341			1407					
Peckham Rye (PMR)	4	d		1341			1344			1410					
Denmark Hill (DMK)	4	d		1344			1347			1414			1420		
Beckenham Junction (BKJ)	4	d						1339							1409
Kent House (KTH)	4	d						1342							1412
Penge East (PNE)		d						1344							1414
Sydenham Hill (SYH)		d						1347							1417
West Dulwich (WDU)		d						1350							1420
Herne Hill (HNN)	4	a						1352							1422
Herne Hill (HNN)	4	d					1353	1357		1412					1423
Loughborough Jn (LGJ)		d		1342				1400		1415					1430
Elephant & Castle (EPH)	⊖	d		1349	1354			1404		1419	1424				1434
London Blackfriars (BFR)	⊖	3	a	1354	1359			1409		1424	1429				1439
City Thameslink (CTK)	⊖	3	a	1356				1411		1426					1441
Farringdon (ZFD)	⊖	3	a	1358				1413		1428					1443
St Pancras International (STP)	⊖	15	a	1403				1418		1433					1448
Finsbury Park (FPK)	⊖	a													
Potters Bar (PBR)		a													
Hatfield (HAT)		a													
Welwyn Garden City (WGC)	4	a													
Kentish Town (KTN)	⊖	a		1408				1423		1438					1453
West Hampstead Thameslink (WHP)	⊖	a		1413				1428		1443					1458
St Albans City (SAC)		a		1437				1452		1507					1522
Luton Airport Parkway (LTN)	←	7	a												
Luton (LUT)		10	a												
Brixton (BRX)	⊖	d					1356								1426
London Victoria (VIC)	⊖	10	a	1336	1354		1351	1403		1424			1433	1421	1433
London Bridge (LBG)	⊖	4	a									1407			
London Waterloo (East) (WAE)	⊖	a										1414			
London Charing Cross (CHX)	⊖	4	a									1418			

NOTES (see introductory pages for explanation of train operator codes and standard symbols)

- a Arrival time
- d Departure time
- A From Gillingham (Kent)
- B From Sutton (Surrey)
- D From Ramsgate
- E From Ashford International
- F From Dover Priory
- G From Maidstone East
- H From Gravesend

Sevenoaks, Swanley, Orpington, Bromley South, Catford, Denmark Hill, Beckenham Junction and Herne Hill to London

Mondays to Fridays

Operator Days of operation/Notes	SE E	SE H	TL B	TL	SE D	SE	TL B	SE H	TL B	TL	SE G	SE A	SE F	SE	TL B
Sevenoaks (SEV)	4	d		1352						1422					
Bat & Ball (BBL)		d		1355						1425					
Otford (OTF)	4	d	1355	1359						1429	1438				
Shoreham (Kent) (SEH)		d		1402						1432					
Eynsford (EYN)		d		1405						1435					
Swanley (SAY)	4	d	1405	1411						1441	1448	1449			
St Mary Cray (SMY)		d	1409	1415						1445		1453			
Orpington (ORP)	4	d				1420								1450	
Petts Wood (PET)	4	d				1424								1454	
Bickley (BKL)	4	d		1420		1429				1450				1459	
Bromley South (BMS)	4	a	1417	1422		1432				1452		1459		1502	
Bromley South (BMS)	4	d	1418	1423	1433	1433				1453		1500	1503	1503	
Shortlands (SRT)	4	d		1425		1436				1455				1506	
Ravensbourne (RVB)		d		1428						1458					
Beckenham Hill (BEC)		d		1430						1500					
Bellingham (BGM)		d		1432						1502					
Catford (CTF)		d		1435						1505					
Crofton Park (CFT)		d		1438						1508					
Nunhead (NHD)	4	d		1437		1441			1507	1511					
Peckham Rye (PMR)	4	d		1440		1444			1510	1514					
Denmark Hill (DMK)	4	d		1444		1447			1514	1517		1520			
Beckenham Junction (BKJ)	4	d					1439							1509	
Kent House (KTH)	4	d					1442							1512	
Penge East (PNE)		d					1444							1514	
Sydenham Hill (SYH)		d					1447							1517	
West Dulwich (WDU)		d					1450							1520	
Herne Hill (HNN)	4	a					1452							1522	
Herne Hill (HNN)	4	d		1442		1453	1457		1512					1523	1527
Loughborough Jn (LGJ)		d		1445			1500		1515						1530
Elephant & Castle (EPH)	⊖	d		1449	1454		1504		1519	1524					1534
London Blackfriars (BFR)	⊖	3	a	1454	1459		1509		1524	1529					1539
City Thameslink (CTK)	⊖	3	a	1456			1511		1526						1541
Farringdon (ZFD)	⊖	3	a	1458			1513		1528						1543
St Pancras International (STP)	⊖	15	a	1503			1518		1533						1548
Finsbury Park (FPK)	⊖	a													
Potters Bar (PBR)		a													
Hatfield (HAT)		a													
Welwyn Garden City (WGC)	4	a													
Kentish Town (KTN)	⊖	a		1508			1523		1538						1553
West Hampstead Thameslink (WHP)	⊖	a		1513			1528		1543						1558
St Albans City (SAC)		a		1537			1552		1607						1622
Luton Airport Parkway (LTN)	←	7	a												
Luton (LUT)	10	a													
Brixton (BRX)	⊖	d				1456								1526	
London Victoria (VIC)	⊖	10	a	1436	1454		1451	1503		1524			1530	1521	1533
London Bridge (LBG)	⊖	4	a								1507				
London Waterloo (East) (WAE)	⊖	a									1514				
London Charing Cross (CHX)	⊖	4	a								1518				

NOTES (see introductory pages for explanation of train operator codes and standard symbols)

- a Arrival time
- d Departure time
- A From Gillingham (Kent)
- B From Sutton (Surrey)
- D From Ramsgate
- E From Ashford International
- F From Dover Priory
- G From Maidstone East
- H From Gravesend

Sevenoaks, Swanley, Orpington, Bromley South, Catford, Denmark Hill, Beckenham Junction and Herne Hill to London

Mondays to Fridays

Operator	SE	SE	TL	SE	TL	SE	SE	TL	TL	SE	TL	SE	TL	SE	SE
Days of operation/Notes	E		B	H		D		B		B	H	G		A	
Sevenoaks (SEV)	4 d				1452								1522		
Bat & Ball (BBL)	d				1455								1525		
Otford (OTF)	4 d	1455			1459								1529	1538	
Shoreham (Kent) (SEH)	d				1502								1532		
Eynsford (EYN)	d				1505								1535		
Swanley (SAY)	4 d	1505			1511								1541	1548	1549
St Mary Cray (SMY)	d	1509			1515								1545		1553
Orpington (ORP)	4 d		1505				1520		1532	1535					
Pettis Wood (PET)	4 d		1509				1524		1535	1539					
Bickley (BKL)	4 d		1514			1520		1529	1540	1544			1550		
Bromley South (BMS)	4 a	1517	1517			1522		1532	1543	1547			1552		1559
Bromley South (BMS)	4 d	1518	1518			1523	1533	1533	1543	1548			1553		1600
Shortlands (SRT)	4 d		1521			1525		1536	1546	1551			1555		
Ravensbourne (RVB)	d					1528			1548				1558		
Beckenham Hill (BEC)	d					1530			1550				1600		
Bellingham (BGM)	d					1532			1553				1602		
Catford (CTF)	d					1535			1556				1605		
Crofton Park (CFT)	d					1538			1558				1608		
Nunhead (NHD)	4 d				1537	1541			1601			1607	1611		
Peckham Rye (PMR)	4 d				1540	1544			1604			1610	1614		
Denmark Hill (DMK)	4 d				1544	1547			1607			1614	1617		1620
Beckenham Junction (BKJ)	4 d		1524					1539			1554				
Kent House (KTH)	4 d		1527					1542			1557				
Penge East (PNE)	d		1529					1544			1559				
Sydenham Hill (SYH)	d		1532					1547			1602				
West Dulwich (WDU)	d		1535					1550			1605				
Herne Hill (HNH)	4 a		1537					1552			1607				
Herne Hill (HNH)	4 d		1538				1553		1608		1612				
Loughborough Jn (LGJ)	d		1542					1557			1612				
Elephant & Castle (EPH)	d		1545					1600			1615				
Elephant & Castle (EPH)	⊖ d		1549		1554			1604	1614		1619		1624		
London Blackfriars (BFR)	⊖ 3 a		1554		1559			1609	1619		1624		1629		
City Thameslink (CTK)	⊖ 3 a		1556					1611	1621		1626		1631		
Farringdon (ZFD)	⊖ 3 a		1558					1613	1623		1628		1633		
St Pancras International (STP)	⊖ 15 a		1603					1618	1628		1633		1638		
Finsbury Park (FPK)	⊖ a												1644		
Potters Bar (PBR)	a												1704		
Hatfield (HAT)	a												1710		
Welwyn Garden City (WGC)	4 a												1715		
Kentish Town (KTN)	⊖ a		1608					1623	1633		1638				
West Hampstead Thameslink (WHP)	⊖ a		1613					1628			1643				
St Albans City (SAC)	a		1637					1652			1707				
Luton Airport Parkway (LTN)	← 7 a														
Luton (LUT)	10 a														
Brixton (BRX)	⊖ d		1541				1556				1611				
London Victoria (VIC)	⊖ 10 a	1536	1549		1554		1551	1603			1618		1624		1630
London Bridge (LBG)	⊖ 4 a														1607
London Waterloo (East) (WAE)	⊖ a														1614
London Charing Cross (CHX)	⊖ 4 a														1618

NOTES (see introductory pages for explanation of train operator codes and standard symbols)

- a Arrival time
- d Departure time
- A From Gillingham (Kent)
- B From Sutton (Surrey)
- D From Ramsgate
- E From Ashford International
- G From Maidstone East
- H From Gravesend

Sevenoaks, Swanley, Orpington, Bromley South, Catford, Denmark Hill, Beckenham Junction and Herne Hill to London

Mondays to Fridays

Operator	SE	SE	TL	TL	SE	SE	TL	SE	TL	SE	SE	TL	TL	SE	SE
Days of operation/Notes	F		B		E		B	H		D		B		E	
Sevenoaks (SEV)	4	d							1552						
Bat & Ball (BBL)		d							1555						
Otford (OTF)	4	d			1555				1559					1625	
Shoreham (Kent) (SEH)		d							1602						
Eynsford (EYN)		d							1605						
Swanley (SAY)	4	d			1605				1611					1635	
St Mary Cray (SMY)		d			1609				1615					1639	
Orpington (ORP)	4	d		1550	1602		1605				1620		1632		1635
Petts Wood (PET)	4	d		1554	1605		1609				1624		1635		1639
Bickley (BKL)	4	d		1559	1610		1614			1620		1629	1640		1644
Bromley South (BMS)	4	a		1602	1613	1617	1617			1622		1632	1643	1647	1647
Bromley South (BMS)	4	d	1603	1603	1613	1618	1618			1623	1633	1633	1643	1648	1648
Shortlands (SRT)	4	d		1606	1616		1621			1625		1636	1646		1651
Ravensbourne (RVB)		d			1618					1628			1648		
Beckenham Hill (BEC)		d			1620					1630			1650		
Bellingham (BGM)		d			1623					1632			1653		
Catford (CTF)		d			1626					1635			1656		
Crofton Park (CFT)		d			1628					1638			1658		
Nunhead (NHD)	4	d			1631				1637	1641			1701		
Peckham Rye (PMR)	4	d			1634				1640	1644			1704		
Denmark Hill (DMK)	4	d			1637				1644	1647			1707		
Beckenham Junction (BKJ)	4	d		1609			1624					1639			1654
Kent House (KTH)	4	d		1612			1627					1642			1657
Penge East (PNE)		d		1614			1629					1644			1659
Sydenham Hill (SYH)		d		1617			1632					1647			1702
West Dulwich (WDU)		d		1620			1635					1650			1705
Herne Hill (HNH)	4	a		1622			1637					1652			1707
Herne Hill (HNH)	4	d		1623			1638	1642				1653	1657		1708
Loughborough Jn (LGJ)		d		1630				1645					1700		
Elephant & Castle (EPH)	⊖	d		1634	1644			1649		1654			1704	1714	
London Blackfriars (BFR)	⊖	3	a		1639	1649			1654	1659			1709	1719	
City Thameslink (CTK)	⊖	3	a		1641	1651			1656	1701			1711	1721	
Farringdon (ZFD)	⊖	3	a		1643	1653			1658	1703			1713	1723	
St Pancras International (STP)	⊖	15	a		1648	1658			1703	1708			1718	1728	
Finsbury Park (FPK)	⊖	a								1714					
Potters Bar (PBR)		a								1734					
Hatfield (HAT)		a								1740					
Welwyn Garden City (WGC)	4	a								1745					
Kentish Town (KTN)	⊖	a		1653	1703			1708					1723	1733	
West Hampstead Thameslink (WHP)	⊖	a		1658				1713					1728		
St Albans City (SAC)		a		1722				1737					1752		
Luton Airport Parkway (LTN)	←	7	a												
Luton (LUT)		10	a												
Brixton (BRX)	⊖	d		1626			1641				1656				1711
London Victoria (VIC)	⊖	10	a	1621	1633		1636	1648		1654		1651	1703		1718
London Bridge (LBG)	⊖	4	a												
London Waterloo (East) (WAE)	⊖	a													
London Charing Cross (CHX)	⊖	4	a												

NOTES (see introductory pages for explanation of train operator codes and standard symbols)

- a Arrival time
- d Departure time
- B From Sutton (Surrey)
- D From Ramsgate
- E From Ashford International
- F From Dover Priory
- H From Gravesend

Sevenoaks, Swanley, Orpington, Bromley South, Catford, Denmark Hill, Beckenham Junction and Herne Hill to London

Mondays to Fridays

Operator Days of operation/Notes	TL B	SE H	TL G	SE A	SE F	SE E	TL B	SE E	SE	TL B	SE H	TL A	SE L	
Sevenoaks (SEV)	4	d	1622									1652		
Bat & Ball (BBL)	4	d	1625									1655		
Otford (OTF)	4	d	1629	1638				1655				1659		
Shoreham (Kent) (SEH)		d	1632									1702		
Eynsford (EYN)		d	1635									1705		
Swanley (SAY)	4	d	1641	1648	1649			1705				1711	1719	
St Mary Cray (SMY)		d	1645	1653				1709				1715	1723	
Orpington (ORP)	4	d				1650			1705					
Petts Wood (PET)	4	d				1654			1709					
Bickley (BKL)	4	d	1650			1659			1714			1720		
Bromley South (BMS)	4	a	1652	1659		1702		1717	1717			1722	1729	
Bromley South (BMS)	4	d	1653	1700	1703	1703		1718	1718			1723	1730	
Shortlands (SRT)	4	d	1655			1706			1721			1725	1733	
Ravensbourne (RVB)		d	1658									1728		
Beckenham Hill (BEC)		d	1700									1730		
Bellingham (BGM)		d	1702									1732		
Catford (CTF)		d	1705									1735		
Crofton Park (CFT)		d	1708									1738		
Nunhead (NHD)	4	d	1707	1711							1737	1741		
Peckham Rye (PMR)	4	d	1710	1714							1740	1744		
Denmark Hill (DMK)	4	d	1714	1717	1720						1744	1747	1750	
Beckenham Junction (BKJ)	4	d				1709			1724					
Kent House (KTH)	4	d				1712			1727					
Penge East (PNE)		d				1714			1729					
Sydenham Hill (SYH)		d				1717			1732					
West Dulwich (WDU)		d				1720			1735					
Herne Hill (HNH)	4	a				1722			1737					
Herne Hill (HNH)	4	d	1712			1723	1727		1738	1742				
Loughborough Jn (LGJ)		d	1715				1730			1745				
Elephant & Castle (EPH)	⊖	d	1719	1724			1734			1749		1754		
London Blackfriars (BFR)	⊖	3	a	1724	1729		1739			1754		1759		
City Thameslink (CTK)	⊖	3	a	1726	1731		1741			1756		1801		
Farringdon (ZFD)	⊖	3	a	1728	1733		1743			1758		1803		
St Pancras International (STP)	⊖	⊕	15	a	1733	1738	1748			1803		1808		
Finsbury Park (FPK)	⊖	a		1744								1814		
Potters Bar (PBR)		a		1804								1834		
Hatfield (HAT)		a		1810								1840		
Welwyn Garden City (WGC)	4	a		1815								1845		
Kentish Town (KTN)	⊖	a	1738				1753			1808				
West Hampstead Thameslink (WHP)	⊖	a	1743				1758			1813				
St Albans City (SAC)		a	1807				1822			1837				
Luton Airport Parkway (LTN)	←	7	a											
Luton (LUT)		10	a											
Brixton (BRX)	⊖	d				1726			1741					
London Victoria (VIC)	⊖	10	a	1724		1730	1721	1733		1736	1748	1754	1800	1751
London Bridge (LBG)	⊖	4	a		1707									
London Waterloo (East) (WAE)	⊖	a		1714										
London Charing Cross (CHX)	⊖	4	a		1718									

NOTES (see introductory pages for explanation of train operator codes and standard symbols)

- a Arrival time
- d Departure time
- A From Gillingham (Kent)
- B From Sutton (Surrey)
- E From Ashford International
- F From Dover Priory
- G From Maidstone East
- H From Gravesend
- L From Dover Priory/Ramsgate

Sevenoaks, Swanley, Orpington, Bromley South, Catford, Denmark Hill, Beckenham Junction and Herne Hill to London

Mondays to Fridays

Operator Days of operation/Notes	SE	TL B	TL	SE E	SE	TL B	SE H	TL	SE G	SE A	SE F	SE	TL B	TL	SE E
Sevenoaks (SEV)	4	d						1722							
Bat & Ball (BBL)		d						1725							
Otford (OTF)	4	d			1725			1729	1738						1755
Shoreham (Kent) (SEH)		d						1732							
Eynsford (EYN)		d						1735							
Swanley (SAY)	4	d			1735			1741	1748	1749					1805
St Mary Cray (SMY)		d			1739			1745		1753					1809
Orpington (ORP)	4	d	1720		1732			1735					1750		1802
Petts Wood (PET)	4	d	1724		1735			1739					1754		1805
Bickley (BKL)	4	d	1730		1740			1744		1750			1759		1810
Bromley South (BMS)	4	a	1733		1743	1747	1747	1752		1759			1802		1813
Bromley South (BMS)	4	d	1733		1743	1748	1748	1753		1800	1803		1803		1813
Shortlands (SRT)	4	d	1736		1746		1750	1755					1806		1816
Ravensbourne (RVB)		d			1748			1758							1818
Beckenham Hill (BEC)		d			1750			1800							1820
Bellingham (BGM)		d			1753			1802							1823
Catford (CTF)		d			1756			1805							1826
Crofton Park (CFT)		d			1758			1808							1828
Nunhead (NHD)	4	d			1801			1807	1811						1831
Peckham Rye (PMR)	4	d			1804			1810	1814						1834
Denmark Hill (DMK)	4	d			1807			1814	1817		1820				1837
Beckenham Junction (BKJ)	4	d	1739				1754						1809		
Kent House (KTH)	4	d	1742				1756						1812		
Penge East (PNE)		d	1744				1758						1814		
Sydenham Hill (SYH)		d	1747				1802						1817		
West Dulwich (WDU)		d	1750				1804						1820		
Herne Hill (HNH)	4	a	1752				1806						1822		
Herne Hill (HNH)	4	d	1753				1808	1812					1823		1827
Loughborough Jn (LGJ)		d	1800				1815								1830
Elephant & Castle (EPH)	⊖	d	1804	1814			1819		1824					1834	1843
London Blackfriars (BFR)	⊖	3	a	1809	1819		1824		1829					1839	1848
City Thameslink (CTK)	3	a	1811	1821			1826		1831					1841	
Farringdon (ZFD)	⊖	3	a	1813	1823		1828		1833					1843	
St Pancras International (STP)	⊖	⊕	15	a	1818	1828		1833	1838					1848	
Finsbury Park (FPK)	⊖	a							1844						
Potters Bar (PBR)		a							1904						
Hatfield (HAT)		a							1910						
Welwyn Garden City (WGC)	4	a							1915						
Kentish Town (KTN)	⊖	a		1823	1833										
West Hampstead Thameslink (WHP)	⊖	a		1828	1837			1843						1858	
St Albans City (SAC)		a		1852	1902			1906						1921	
Luton Airport Parkway (LTN)	←	7	a		1915										
Luton (LUT)		10	a		1920										
Brixton (BRX)	⊖	d	1756				1811						1826		
London Victoria (VIC)	⊖	10	a	1803			1806	1818		1824			1830	1821	1833
London Bridge (LBG)	⊖	4	a							1807					
London Waterloo (East) (WAE)	⊖	a								1814					
London Charing Cross (CHX)	⊖	4	a							1818					

NOTES (see introductory pages for explanation of train operator codes and standard symbols)

- a Arrival time
- d Departure time
- A From Gillingham (Kent)
- B From Sutton (Surrey)
- E From Ashford International
- F From Dover Priory
- G From Maidstone East
- H From Gravesend

Sevenoaks, Swanley, Orpington, Bromley South, Catford, Denmark Hill, Beckenham Junction and Herne Hill to London

Mondays to Fridays

Operator Days of operation/Notes	SE	TL B	SE H	TL	SE F	SE	TL B	TL	SE E	SE	TL B	SE H	TL	SE G	SE A
Sevenoaks (SEV)	4	d		1752									1822		
Bat & Ball (BBL)		d		1755									1825		
Otford (OTF)	4	d		1759					1825				1829	1838	
Shoreham (Kent) (SEH)		d		1802									1832		
Eynsford (EYN)		d		1805									1835		
Swanley (SAY)	4	d		1811					1835				1841	1848	1849
St Mary Cray (SMY)		d		1815					1839				1845		1853
Orpington (ORP)	4	d	1805				1820		1832		1835				
Petts Wood (PET)	4	d	1809				1824		1835		1839				
Bickley (BKL)	4	d	1814			1820		1829	1840		1844		1850		
Bromley South (BMS)	4	a	1817			1822		1832	1843	1847	1847		1852		1859
Bromley South (BMS)	4	d	1818			1823	1833	1833	1843	1848	1848		1853		1900
Shortlands (SRT)	4	d	1821			1825		1836	1846		1851		1855		
Ravensbourne (RVB)		d		1828					1848				1858		
Beckenham Hill (BEC)		d		1830					1850				1900		
Bellingham (BGM)		d		1832					1853				1902		
Catford (CTF)		d		1835					1856				1905		
Crofton Park (CFT)		d		1838					1858				1908		
Nunhead (NHD)	4	d		1837	1841				1901			1907	1911		
Peckham Rye (PMR)	4	d		1840	1844				1904			1910	1914		
Denmark Hill (DMK)	4	d		1844	1847				1907			1914	1917		1920
Beckenham Junction (BKJ)	4	d	1824					1839			1854				
Kent House (KTH)	4	d	1827					1842			1857				
Penge East (PNE)		d	1829					1844			1859				
Sydenham Hill (SYH)		d	1832					1847			1902				
West Dulwich (WDU)		d	1835					1850			1905				
Herne Hill (HNH)	4	a	1837					1852			1907				
Herne Hill (HNH)	4	d	1838	1842			1853	1857			1908	1912			
Loughborough Jn (LGJ)		d		1845				1900				1915			
Elephant & Castle (EPH)	⊖	d		1849		1854		1904	1913			1919		1924	
London Blackfriars (BFR)	⊖	3	a	1854		1859		1909	1918			1924		1929	
City Thameslink (CTK)	⊖	3	a	1856		1901		1911				1926			
Farringdon (ZFD)	⊖	3	a	1858		1903		1913				1928			
St Pancras International (STP)	⊖	15	a	1903		1908		1918				1933			
Finsbury Park (FPK)	⊖	a				1914									
Potters Bar (PBR)		a				1934									
Hatfield (HAT)		a				1940									
Welwyn Garden City (WGC)	4	a				1945									
Kentish Town (KTN)	⊖	a		1908				1923				1938			
West Hampstead Thameslink (WHP)	⊖	a		1913				1928				1943			
St Albans City (SAC)		a		1936				1952				2007			
Luton Airport Parkway (LTN)	←	7	a												
Luton (LUT)		10	a												
Brixton (BRX)	⊖	d	1841				1856				1911				
London Victoria (VIC)	⊖	10	a	1848		1854		1851	1903		1906	1918		1924	
London Bridge (LBG)	⊖	4	a												1907
London Waterloo (East) (WAE)	⊖	a													1914
London Charing Cross (CHX)	⊖	4	a												1918

NOTES (see introductory pages for explanation of train operator codes and standard symbols)

- a Arrival time
- d Departure time
- A From Gillingham (Kent)
- B From Sutton (Surrey)
- E From Ashford International
- F From Dover Priory
- G From Maidstone East
- H From Gravesend

Sevenoaks, Swanley, Orpington, Bromley South, Catford, Denmark Hill, Beckenham Junction and Herne Hill to London

Mondays to Fridays

Operator Days of operation/Notes	SE	SE	TL	SE	SE	TL	SE	TL	SE	SE	TL	SE	SE	TL	SE	
	L		B	E		B	H		L		B	E		B	H	
Sevenoaks (SEV)	4	d						1852								
Bat & Ball (BBL)		d						1855								
Otford (OTF)	4	d			1855			1859				1925				
Shoreham (Kent) (SEH)		d						1902								
Eynsford (EYN)		d						1905								
Swanley (SAY)	4	d			1905			1911				1935				
St Mary Cray (SMY)		d			1909			1915				1939				
Orpington (ORP)	4	d		1850			1905				1920			1935		
Petts Wood (PET)	4	d		1854			1909				1924			1939		
Bickley (BKL)	4	d		1859			1914			1920		1929		1944		
Bromley South (BMS)	4	a		1902		1917	1917			1922		1932		1947	1947	
Bromley South (BMS)	4	d	1903	1903		1918	1918			1923	1933	1933		1948	1948	
Shortlands (SRT)	4	d		1906			1921			1925		1936			1951	
Ravensbourne (RVB)		d								1928						
Beckenham Hill (BEC)		d								1930						
Bellingham (BGM)		d								1932						
Catford (CTF)		d								1935						
Crofton Park (CFT)		d								1938						
Nunhead (NHD)	4	d						1937	1941							2007
Peckham Rye (PMR)	4	d						1940	1944							2010
Denmark Hill (DMK)	4	d						1944	1947							2014
Beckenham Junction (BKJ)	4	d		1909			1924					1939			1954	
Kent House (KTH)	4	d		1912			1927					1942			1957	
Penge East (PNE)		d		1914			1929					1944			1959	
Sydenham Hill (SYH)		d		1917			1932					1947			2002	
West Dulwich (WDU)		d		1920			1935					1950			2005	
Herne Hill (HNH)	4	a		1922			1937					1952			2007	
Herne Hill (HNH)	4	d		1923		1927	1938	1942				1953	1957	2008	2012	
Loughborough Jn (LGJ)		d		1930			1945					2000			2015	
Elephant & Castle (EPH)	⊖	d		1934			1949		1954			2004			2019	
London Blackfriars (BFR)	⊖	3 a		1939			1954		1959			2009			2024	
City Thameslink (CTK)	⊖	3 a		1941			1956					2011			2026	
Farringdon (ZFD)	⊖	3 a		1943			1958					2013			2028	
St Pancras International (STP)	⊖	15 a		1948			2003					2018			2033	
Finsbury Park (FPK)	⊖	a														
Potters Bar (PBR)		a														
Hatfield (HAT)		a														
Welwyn Garden City (WGC)	4	a														
Kentish Town (KTN)	⊖	a		1953			2008					2023			2038	
West Hampstead Thameslink (WHP)	⊖	a		1958			2013					2028			2043	
St Albans City (SAC)		a		2022			2037					2052			2107	
Luton Airport Parkway (LTN)	←	7 a														
Luton (LUT)		10 a														
Brixton (BRX)	⊖	d		1926			1941					1956			2011	
London Victoria (VIC)	⊖	10 a	1923	1933		1936	1948		1954		1951	2003		2006	2018	2024
London Bridge (LBG)	⊖	4 a														
London Waterloo (East) (WAE)	⊖	a														
London Charing Cross (CHX)	⊖	4 a														

NOTES (see introductory pages for explanation of train operator codes and standard symbols)

- a Arrival time
- d Departure time
- B From Sutton (Surrey)
- E From Ashford International
- H From Gravesend
- L From Dover Priory/Ramsgate

Sevenoaks, Swanley, Orpington, Bromley South, Catford, Denmark Hill, Beckenham Junction and Herne Hill to London

Mondays to Fridays

Operator Days of operation/Notes	TL	SE G	SE A	SE L	SE	TL B	SE	SE	TL B	SE H	TL	SE D	SE	TL B	SE E
Sevenoaks (SEV)	4 d	1922									1952				
Bat & Ball (BBL)	d	1925									1955				
Otford (OTF)	4 d	1929	1938					1955			1959				2025
Shoreham (Kent) (SEH)	d	1932									2002				
Eynsford (EYN)	d	1935									2005				
Swanley (SAY)	4 d	1941	1948	1949				2005			2011				2035
St Mary Cray (SMY)	d	1945		1953				2009			2015				2039
Orpington (ORP)	4 d				1950					2005				2020	
Petts Wood (PET)	4 d				1954					2009				2024	
Bickley (BKL)	4 d	1950			1959					2014	2020			2029	
Bromley South (BMS)	4 a	1952		1959	2002			2017	2017		2022			2032	2047
Bromley South (BMS)	4 d	1953		2000	2003	2003		2018	2018		2023	2033	2033		2048
Shortlands (SRT)	4 d	1955			2006				2021		2025			2036	
Ravensbourne (RVB)	d	1958									2028				
Beckenham Hill (BEC)	d	2000									2030				
Bellingham (BGM)	d	2002									2032				
Catford (CTF)	d	2005									2035				
Crofton Park (CFT)	d	2008									2038				
Nunhead (NHD)	4 d	2011								2037	2041				
Peckham Rye (PMR)	4 d	2014								2040	2044				
Denmark Hill (DMK)	4 d	2017		2020						2044	2047				
Beckenham Junction (BKJ)	4 d				2009					2024				2039	
Kent House (KTH)	4 d				2012					2027				2042	
Penge East (PNE)	d				2014					2029				2044	
Sydenham Hill (SYH)	d				2017					2032				2047	
West Dulwich (WDU)	d				2020					2035				2050	
Herne Hill (HNH)	4 a				2022					2037				2052	
Herne Hill (HNH)	4 d				2023	2027			2038					2053	2057
Loughborough Jn (LGJ)	d					2030				2042					2100
Elephant & Castle (EPH)	⊖ d	2024				2034				2049	2054				2104
London Blackfriars (BFR)	⊖ 3 a	2029				2039				2054	2059				2109
City Thameslink (CTK)	⊖ 3 a					2041				2056					2111
Farringdon (ZFD)	⊖ 3 a					2043				2058					2113
St Pancras International (STP)	⊖ 15 a					2048				2103					2118
Finsbury Park (FPK)	⊖ a														
Potters Bar (PBR)	a														
Hatfield (HAT)	a														
Welwyn Garden City (WGC)	4 a														
Kentish Town (KTN)	⊖ a					2053				2108					2123
West Hampstead Thameslink (WHP)	⊖ a					2058				2113					2128
St Albans City (SAC)	a					2122				2137					2152
Luton Airport Parkway (LTN)	← 7 a														
Luton (LUT)	10 a														
Brixton (BRX)	⊖ d				2026					2041				2056	
London Victoria (VIC)	⊖ 10 a			2030	2021	2033		2036	2048		2054		2051	2103	2106
London Bridge (LBG)	⊖ 4 a		2007												
London Waterloo (East) (WAE)	⊖ a		2014												
London Charing Cross (CHX)	⊖ 4 a		2018												

NOTES (see introductory pages for explanation of train operator codes and standard symbols)

- a Arrival time
- d Departure time
- A From Gillingham (Kent)
- B From Sutton (Surrey)
- D From Ramsgate
- E From Ashford International
- G From Maidstone East
- H From Gravesend
- L From Dover Priory/Ramsgate

Sevenoaks, Swanley, Orpington, Bromley South, Catford, Denmark Hill, Beckenham Junction and Herne Hill to London

Mondays to Fridays

Operator Days of operation/Notes	SE	TL B	SE H	TL	SE G	SE A	SE F	SE	TL B	SE H	TL B	TL	SE D	SE	TL N
Sevenoaks (SEV)	4	d			2022								2052		
Bat & Ball (BBL)	4	d			2025								2055		
Otford (OTF)	4	d			2029	2038							2059		
Shoreham (Kent) (SEH)		d			2032								2102		
Eynsford (EYN)		d			2035								2105		
Swanley (SAY)	4	d			2041	2048	2049						2111		
St Mary Cray (SMY)		d			2045		2053						2115		
Orpington (ORP)	4	d	2035						2050						2120
Petts Wood (PET)	4	d	2039						2054						2124
Bickley (BKL)	4	d	2044		2050				2059				2120		2129
Bromley South (BMS)	4	a	2047		2052		2059		2102				2122		2132
Bromley South (BMS)	4	d	2048		2053		2100	2103	2103				2123	2133	2133
Shortlands (SRT)	4	d	2051		2055				2106				2125		2136
Ravensbourne (RVB)		d			2058								2128		
Beckenham Hill (BEC)		d			2100								2130		
Bellingham (BGM)		d			2102								2132		
Catford (CTF)		d			2105								2135		
Crofton Park (CFT)		d			2108								2138		
Nunhead (NHD)	4	d		2107	2111						2137		2141		
Peckham Rye (PMR)	4	d		2110	2114						2140		2144		
Denmark Hill (DMK)	4	d		2114	2117		2120				2144		2147		
Beckenham Junction (BKJ)	4	d	2054						2109						2139
Kent House (KTH)	4	d	2057						2112						2142
Penge East (PNE)		d	2059						2114						2144
Sydenham Hill (SYH)		d	2102						2117						2147
West Dulwich (WDU)		d	2105						2120						2150
Herne Hill (HNH)	4	a	2107						2122						2152
Herne Hill (HNH)	4	d	2108	2112					2123			2127		2142	2153
Loughborough Jn (LGJ)		d		2115							2130		2145		2200
Elephant & Castle (EPH)	⊖	d		2119		2124					2134		2149	2154	2204
London Blackfriars (BFR)	⊖	3	a	2124		2129					2139		2154	2159	2209
City Thameslink (CTK)	⊖	3	a	2126							2141		2156		2211
Farringdon (ZFD)	⊖	3	a	2128							2143		2158		2213
St Pancras International (STP)	⊖	15	a	2133							2148		2203		2218
Finsbury Park (FPK)	⊖	a													
Potters Bar (PBR)		a													
Hatfield (HAT)		a													
Welwyn Garden City (WGC)	4	a													
Kentish Town (KTN)	⊖	a		2138							2153		2208		2223
West Hampstead Thameslink (WHP)	⊖	a		2143							2158		2213		2228
St Albans City (SAC)		a		2207							2222		2237		2252
Luton Airport Parkway (LTN)	←	7	a												2304
Luton (LUT)		10	a												2308
Brixton (BRX)	⊖	d	2111						2126						2156
London Victoria (VIC)	⊖	10	a	2118		2124		2130	2121	2133		2154		2152	2203
London Bridge (LBG)	⊖	4	a				2107								
London Waterloo (East) (WAE)	⊖	a					2114								
London Charing Cross (CHX)	⊖	4	a				2118								

NOTES (see introductory pages for explanation of train operator codes and standard symbols)

- a Arrival time
- d Departure time
- A From Gillingham (Kent)
- B From Sutton (Surrey)
- D From Ramsgate
- F From Dover Priory
- G From Maidstone East
- H From Gravesend
- N From Sutton (Surrey) to Bedford

Sevenoaks, Swanley, Orpington, Bromley South, Catford, Denmark Hill, Beckenham Junction and Herne Hill to London

Mondays to Fridays

Operator Days of operation/Notes	SE E	SE H	TL N	TL	SE G	SE A	SE F	SE	TL N	SE H	TL N	TL	SE D	SE	TL N
Sevenoaks (SEV)	4	d			2122							2152			
Bat & Ball (BBL)	4	d			2125							2155			
Otford (OTF)	4	d	2125		2129	2138						2159			
Shoreham (Kent) (SEH)		d			2132							2202			
Eynsford (EYN)		d			2135							2205			
Swanley (SAY)	4	d	2135		2141	2148	2149					2211			
St Mary Cray (SMY)		d	2139		2145		2153					2215			
Orpington (ORP)	4	d						2150						2220	
Petts Wood (PET)	4	d						2154						2224	
Bickley (BKL)	4	d			2150			2159				2220		2229	
Bromley South (BMS)	4	a	2147		2152		2159	2202				2222		2232	
Bromley South (BMS)	4	d	2148		2153		2200	2203	2203			2223	2233	2233	
Shortlands (SRT)	4	d			2155			2206				2225		2236	
Ravensbourne (RVB)		d			2158							2228			
Beckenham Hill (BEC)		d			2200							2230			
Bellingham (BGM)		d			2202							2232			
Catford (CTF)		d			2205							2235			
Crofton Park (CFT)		d			2208							2238			
Nunhead (NHD)	4	d		2207	2211						2237	2241			
Peckham Rye (PMR)	4	d		2210	2214						2240	2244			
Denmark Hill (DMK)	4	d		2214	2217		2220				2244	2247			
Beckenham Junction (BKJ)	4	d						2209						2239	
Kent House (KTH)	4	d						2212						2242	
Penge East (PNE)		d						2214						2244	
Sydenham Hill (SYH)		d						2217						2247	
West Dulwich (WDU)		d						2220						2250	
Herne Hill (HNH)	4	a						2222						2252	
Herne Hill (HNH)	4	d		2214				2223	2229		2244			2253	2259
Loughborough Jn (LGJ)		d		2217					2232		2247				2302
Elephant & Castle (EPH)	⊖	d		2221	2224				2238		2251	2254			2308
London Blackfriars (BFR)	⊖	3	a	2226	2229				2244		2256	2259			2314
City Thameslink (CTK)	⊖	3	a	2228					2246		2258				
Farringdon (ZFD)	⊖	3	a	2230					2248		2300				2318
St Pancras International (STP)	⊖	15	a	2235					2253		2305				2323
Finsbury Park (FPK)	⊖	a													
Potters Bar (PBR)		a													
Hatfield (HAT)		a													
Welwyn Garden City (WGC)	4	a													
Kentish Town (KTN)	⊖	a		2242					2258		2312				2328
West Hampstead Thameslink (WHP)	⊖	a		2246					2302		2316				2332
St Albans City (SAC)		a		2310					2328		2340				2358
Luton Airport Parkway (LTN)	←	7	a	2322					2340		2352				0010
Luton (LUT)		10	a	2326					2344		2356				0014
Brixton (BRX)	⊖	d						2226						2256	
London Victoria (VIC)	⊖	10	a	2206	2224			2230	2221	2233		2254		2251	2303
London Bridge (LBG)	⊖	4	a				2207								
London Waterloo (East) (WAE)	⊖	a					2214								
London Charing Cross (CHX)	⊖	4	a				2218								

NOTES (see introductory pages for explanation of train operator codes and standard symbols)

- a Arrival time
- d Departure time
- A From Gillingham (Kent)
- D From Ramsgate
- E From Ashford International
- F From Dover Priory
- G From Maidstone East
- H From Gravesend
- N From Sutton (Surrey) to Bedford

Sevenoaks, Swanley, Orpington, Bromley South, Catford, Denmark Hill, Beckenham Junction and Herne Hill to London

Mondays to Fridays

	Operator Days of operation/Notes	SE	SE	TL	TL	SE	SE	SE	SE	SE	TL	SE	TL	TL	SE	TL	
		E	H	N		MTO P	MTX G	A	F		N	H		N			N
Sevenoaks (SEV)	4 d				2222											2252	
Bat & Ball (BBL)	d				2225											2255	
Otford (OTF)	4 d	2225			2229	2238	2238									2259	
Shoreham (Kent) (SEH)	d				2232											2302	
Eynsford (EYN)	d				2235											2305	
Swanley (SAY)	4 d	2235			2241	2248	2248	2249								2311	
St Mary Cray (SMY)	d	2239			2245			2253								2315	
Orpington (ORP)	4 d									2250							2320
Petts Wood (PET)	4 d									2254							2324
Bickley (BKL)	4 d				2250					2259						2320	2329
Bromley South (BMS)	4 a	2247			2252			2259		2302						2322	2332
Bromley South (BMS)	4 d	2248			2253			2300	2303	2303						2323	2333
Shortlands (SRT)	4 d				2255					2306						2325	2336
Ravensbourne (RVB)	d				2258											2328	
Beckenham Hill (BEC)	d				2300											2330	
Bellingham (BGM)	d				2302											2332	
Catford (CTF)	d				2305											2335	
Crofton Park (CFT)	d				2308											2338	
Nunhead (NHD)	4 d		2307		2311							2337	2341				
Peckham Rye (PMR)	4 d		2310		2314							2340	2344				
Denmark Hill (DMK)	4 d		2314		2317			2320				2344	2347				
Beckenham Junction (BKJ)	4 d									2309						2339	
Kent House (KTH)	4 d									2312						2342	
Penge East (PNE)	d									2314						2344	
Sydenham Hill (SYH)	d									2317						2347	
West Dulwich (WDU)	d									2320						2350	
Herne Hill (HNN)	4 a									2322						2352	
Herne Hill (HNN)	4 d			2314						2323	2333			2344	2353	2356	2356
Loughborough Jn (LGJ)	d			2317							2336			2347		2359	2359
Elephant & Castle (EPH)	⊖ d			2321	2324						2340		2354	2354c		0004	0004
London Blackfriars (BFR)	⊖ 3 a			2326	2329						2345		2359	0001		0008	0008
City Thameslink (CTK)	⊖ 3 a																
Farringdon (ZFD)	⊖ 3 a			2330							2353			0006		0013	0013
St Pancras International (STP)	⊖ 15 a			2335							2357			0011		0017	0017
Finsbury Park (FPK)	⊖ a																
Potters Bar (PBR)	a																
Hatfield (HAT)	a																
Welwyn Garden City (WGC)	4 a																
Kentish Town (KTN)	⊖ a			2342							0002					0023	0023
West Hampstead Thameslink (WHP)	⊖ a			2346							0007			0019		0027	0027
St Albans City (SAC)	a			0010							0032			0037		0052	0052
Luton Airport Parkway (LTN)	← 7 a			0022							0044			0049		0104	0104
Luton (LUT)	10 a			0026							0048			0053		0108	0108
Brixton (BRX)	⊖ d									2326						2356	2356
London Victoria (VIC)	⊖ 10 a	2306	2325					2330	2321	2333			2354			0003	0003
London Bridge (LBG)	⊖ 4 a					2307	2307										
London Waterloo (East) (WAE)	⊖ a						2314										
London Charing Cross (CHX)	⊖ 4 a						2318										

NOTES (see introductory pages for explanation of train operator codes and standard symbols)

- a Arrival time
d Departure time
c Arrives 3 minutes earlier

- A From Gillingham (Kent)
E From Ashford International
F From Dover Priory
G From Maidstone East
H From Gravesend
N From Sutton (Surrey) to Bedford
P From Maidstone East to London Cannon Street

- MTO Mondays and Tuesdays only
MTX Not Mondays and Tuesdays

Sevenoaks, Swanley, Orpington, Bromley South, Catford, Denmark Hill, Beckenham Junction and Herne Hill to London

Mondays to Fridays

Operator Days of operation/Notes	TL	SE E	SE D	SE
Sevenoaks (SEV)	4 d	2322		
Bat & Ball (BBL)	d	2325		
Otford (OTF)	4 d	2329	2339	
Shoreham (Kent) (SEH)	d	2332		
Eynsford (EYN)	d	2335		
Swanley (SAY)	4 d	2341	2348	2354
St Mary Cray (SMY)	d	2345	2352	2358
Orpington (ORP)	4 d			2354
Petts Wood (PET)	4 d			2358
Bickley (BKL)	4 d	2349		0005
Bromley South (BMS)	4 a	2352	2359	0004 0007
Bromley South (BMS)	4 d	2352	2359	0005 0008
Shortlands (SRT)	4 d	2355		0011
Ravensbourne (RVB)	d	2357		
Beckenham Hill (BEC)	d	2359		
Bellingham (BGM)	d	0002		
Catford (CTF)	d	0005		
Crofton Park (CFT)	d	0008		
Nunhead (NHD)	4 d	0011		
Peckham Rye (PMR)	4 d	0014		
Denmark Hill (DMK)	4 d	0017		
Beckenham Junction (BKJ)	4 d			0014
Kent House (KTH)	4 d			0017
Penge East (PNE)	d			0019
Sydenham Hill (SYH)	d			0022
West Dulwich (WDU)	d			0025
Herne Hill (HNH)	4 a			0027
Herne Hill (HNH)	4 d			0028
Loughborough Jn (LGJ)	d			
Elephant & Castle (EPH)	⊖ d	0024		
London Blackfriars (BFR)	⊖ 3 a	0029		
City Thameslink (CTK)	⊖ 3 a			
Farringdon (ZFD)	⊖ 3 a			
St Pancras International (STP)	⊖ 15 a			
Finsbury Park (FPK)	⊖ a			
Potters Bar (PBR)	a			
Hatfield (HAT)	a			
Welwyn Garden City (WGC)	4 a			
Kentish Town (KTN)	⊖ a			
West Hampstead Thameslink (WHP)	⊖ a			
St Albans City (SAC)	a			
Luton Airport Parkway (LTN)	← 7 a			
Luton (LUT)	10 a			
Brixton (BRX)	⊖ d			0031
London Victoria (VIC)	⊖ 10 a	0016	0021	0038
London Bridge (LBG)	⊖ 4 a			
London Waterloo (East) (WAE)	⊖ a			
London Charing Cross (CHX)	⊖ 4 a			

NOTES (see introductory pages for explanation of train operator codes and standard symbols)

- a Arrival time
- d Departure time
- D From Ramsgate
- E From Ashford International

Sevenoaks, Swanley, Orpington, Bromley South, Catford, Denmark Hill, Beckenham Junction and Herne Hill to London

Saturdays

Operator Days of operation/Notes	SE	SE	SE A	SE B	TL C	TL	SE	TL C	SE D	SE B	TL C	TL	SE E	SE	TL C
Sevenoaks (SEV)	4	d					0522					0552			
Bat & Ball (BBL)		d					0525					0555			
Otford (OTF)	4	d					0529			0555		0559			
Shoreham (Kent) (SEH)		d					0532					0602			
Eynsford (EYN)		d					0535					0605			
Swanley (SAY)	4	d	0437		0534		0541			0605		0611			
St Mary Cray (SMY)		d	0441		0538		0545			0609		0615			
Orpington (ORP)	4	d		0520				0550							0620
Petts Wood (PET)	4	d		0524				0554							0624
Bickley (BKL)	4	d	0445	0529			0550	0559				0620			0629
Bromley South (BMS)	4	a	0448	0532	0544		0552	0602		0617		0622			0632
Bromley South (BMS)	4	d	0448	0533	0545		0553	0603		0618		0623	0633		0633
Shortlands (SRT)	4	d	0451	0536			0555	0606				0625			0636
Ravensbourne (RVB)		d					0558					0628			
Beckenham Hill (BEC)		d					0600					0630			
Bellingham (BGM)		d					0602					0632			
Catford (CTF)		d					0605					0635			
Crofton Park (CFT)		d					0608					0638			
Nunhead (NHD)	4	d				0607		0611			0637				
Peckham Rye (PMR)	4	d				0610		0614			0640				0644
Denmark Hill (DMK)	4	d			0556	0614		0617			0644				0647
Beckenham Junction (BKJ)	4	d	0454	0539				0609							0639
Kent House (KTH)	4	d	0457	0542				0612							0642
Penge East (PNE)		d	0459	0544				0614							0644
Sydenham Hill (SYH)		d	0502	0547				0617							0647
West Dulwich (WDU)		d	0505	0550				0620							0650
Herne Hill (HNH)	4	a	0507	0552				0622							0652
Herne Hill (HNH)	4	d	0508	0553			0612		0623			0642			0653
Loughborough Jn (LGJ)		d					0615					0645			0700
Elephant & Castle (EPH)	⊖	d					0619	0624				0634		0654	0704
London Blackfriars (BFR)	⊖	3	a				0624	0629				0639		0659	0709
City Thameslink (CTK)	⊖	3	a												
Farringdon (ZFD)	⊖	3	a				0628					0643			0713
St Pancras International (STP)	⊖	15	a				0633					0648			0718
Kentish Town (KTN)	⊖	a					0638					0653			0723
West Hampstead Thameslink (WHP)	⊖	a					0643					0658			0728
St Albans City (SAC)		a					0707					0722			0752
Luton Airport Parkway (LTN)	←	7	a												
Luton (LUT)		10	a												
Brixton (BRX)	⊖	d	0511	0556				0626							0656
London Victoria (VIC)	⊖	10	a	0518	0603	0610	0624		0633		0636	0654		0651	0703
London Bridge (LBG)	⊖	4	a												
London Waterloo (East) (WAE)	⊖	a													
London Charing Cross (CHX)	⊖	4	a												

NOTES (see introductory pages for explanation of train operator codes and standard symbols)

- a Arrival time
- d Departure time
- A From Gillingham (Kent)
- B From Dartford
- C From Sutton (Surrey)
- D From Ashford International
- E From Ramsgate

Sevenoaks, Swanley, Orpington, Bromley South, Catford, Denmark Hill, Beckenham Junction and Herne Hill to London

Saturdays

Operator Days of operation/Notes	SE B	TL C	TL	SE F	SE A	SE G	SE	TL C	SE D	SE H	TL C	TL	SE E	SE	TL C
Sevenoaks (SEV)	4	d		0622								0652			
Bat & Ball (BBL)	d			0625								0655			
Otford (OTF)	4	d		0629	0638					0655		0659			
Shoreham (Kent) (SEH)	d			0632								0702			
Eynsford (EYN)	d			0635								0705			
Swanley (SAY)	4	d		0641	0648	0649				0705		0711			
St Mary Cray (SMY)	d			0645	0653					0709		0715			
Orpington (ORP)	4	d						0650							0720
Petts Wood (PET)	4	d						0654							0724
Bickley (BKL)	4	d		0650				0659				0720			0729
Bromley South (BMS)	4	a		0652	0659			0702		0717		0722			0732
Bromley South (BMS)	4	d		0653	0700	0703	0703	0706		0718		0723	0733	0733	0736
Shortlands (SRT)	4	d		0655				0706				0725			0736
Ravensbourne (RVB)	d			0658								0728			
Beckenham Hill (BEC)	d			0700								0730			
Bellingham (BGM)	d			0702								0732			
Catford (CTF)	d			0705								0735			
Crofton Park (CFT)	d			0708								0738			
Nunhead (NHD)	4	d	0707	0711						0737		0741			
Peckham Rye (PMR)	4	d	0710	0714						0740		0744			
Denmark Hill (DMK)	4	d	0714	0717	0720					0744		0747			
Beckenham Junction (BKJ)	4	d						0709							0739
Kent House (KTH)	4	d						0712							0742
Penge East (PNE)	d							0714							0744
Sydenham Hill (SYH)	d							0717							0747
West Dulwich (WDU)	d							0720							0750
Herne Hill (HNN)	4	a						0722							0752
Herne Hill (HNN)	4	d	0712					0723	0727			0742			0753
Loughborough Jn (LGJ)	d		0715						0730			0745			0800
Elephant & Castle (EPH)	⊖	d	0719	0724					0734			0749	0754		0804
London Blackfriars (BFR)	⊖	3	a	0724	0729				0739			0754	0759		0809
City Thameslink (CTK)	3	a													
Farringdon (ZFD)	⊖	3	a	0728					0743			0758			0813
St Pancras International (STP)	⊖	15	a	0733					0748			0803			0818
Kentish Town (KTN)	⊖	a	0738						0753			0808			0823
West Hampstead Thameslink (WHP)	⊖	a	0743						0758			0813			0828
St Albans City (SAC)	a		0807						0822			0837			0852
Luton Airport Parkway (LTN)	←	7	a												
Luton (LUT)	10	a													
Brixton (BRX)	⊖	d						0726							0756
London Victoria (VIC)	⊖	10	a	0724			0730	0721	0733		0736	0754		0751	0803
London Bridge (LBG)	⊖	4	a			0707									
London Waterloo (East) (WAE)	⊖	a			0714										
London Charing Cross (CHX)	⊖	4	a			0718									

NOTES (see introductory pages for explanation of train operator codes and standard symbols)

- a Arrival time
- d Departure time
- A From Gillingham (Kent)
- B From Dartford
- C From Sutton (Surrey)
- D From Ashford International
- E From Ramsgate
- F From Maidstone East
- G From Dover Priory
- H From Gravesend

Sevenoaks, Swanley, Orpington, Bromley South, Catford, Denmark Hill, Beckenham Junction and Herne Hill to London

Saturdays

Operator Days of operation/Notes	SE H	TL C	TL	SE F	SE A	SE G	SE	TL C	SE D	SE H	TL C	TL	SE E	SE	TL C
Sevenoaks (SEV)	4	d	0722									0752			
Bat & Ball (BBL)		d	0725									0755			
Otford (OTF)	4	d	0729	0738					0755			0759			
Shoreham (Kent) (SEH)		d	0732									0802			
Eynsford (EYN)		d	0735									0805			
Swanley (SAY)	4	d	0741	0748	0749				0805			0811			
St Mary Cray (SMY)		d	0745		0753				0809			0815			
Orpington (ORP)	4	d					0750							0820	
Petts Wood (PET)	4	d					0754							0824	
Bickley (BKL)	4	d	0750				0759					0820		0829	
Bromley South (BMS)	4	a	0752		0759		0802		0817			0822		0832	
Bromley South (BMS)	4	d	0753		0800	0803	0803		0818			0823	0833	0833	
Shortlands (SRT)	4	d	0755				0806					0825		0836	
Ravensbourne (RVB)		d	0758									0828			
Beckenham Hill (BEC)		d	0800									0830			
Bellingham (BGM)		d	0802									0832			
Catford (CTF)		d	0805									0835			
Crofton Park (CFT)		d	0808									0838			
Nunhead (NHD)	4	d	0807		0811					0837		0841			
Peckham Rye (PMR)	4	d	0810		0814					0840		0844			
Denmark Hill (DMK)	4	d	0814		0817	0820				0844		0847			
Beckenham Junction (BKJ)	4	d					0809							0839	
Kent House (KTH)	4	d					0812							0842	
Penge East (PNE)		d					0814							0844	
Sydenham Hill (SYH)		d					0817							0847	
West Dulwich (WDU)		d					0820							0850	
Herne Hill (HNN)	4	a					0822							0852	
Herne Hill (HNN)	4	d	0812				0823	0827			0842			0853	0857
Loughborough Jn (LGJ)		d	0815					0830			0845				0900
Elephant & Castle (EPH)	⊖	d	0819	0824				0834			0849	0854			0904
London Blackfriars (BFR)	⊖	3 a	0824	0829				0839			0854	0859			0909
City Thameslink (CTK)	3	a													0911
Farringdon (ZFD)	⊖	3 a	0828					0843			0858				0913
St Pancras International (STP)	⊖	15 a	0833					0848			0903				0918
Kentish Town (KTN)	⊖	a	0838					0853			0908				0923
West Hampstead Thameslink (WHP)	⊖	a	0843					0858			0913				0928
St Albans City (SAC)		a	0907					0922			0937				0952
Luton Airport Parkway (LTN)	←	7 a													
Luton (LUT)		10 a													
Brixton (BRX)	⊖	d					0826							0856	
London Victoria (VIC)	⊖	10 a	0824			0830	0821	0833		0836	0854		0851	0903	
London Bridge (LBG)	⊖	4 a			0807										
London Waterloo (East) (WAE)	⊖	a			0814										
London Charing Cross (CHX)	⊖	4 a			0818										

NOTES (see introductory pages for explanation of train operator codes and standard symbols)

- a Arrival time
- d Departure time
- A From Gillingham (Kent)
- C From Sutton (Surrey)
- D From Ashford International
- E From Ramsgate
- F From Maidstone East
- G From Dover Priory
- H From Gravesend

Sevenoaks, Swanley, Orpington, Bromley South, Catford, Denmark Hill, Beckenham Junction and Herne Hill to London

Saturdays

Operator Days of operation/Notes	SE	TL	TL	SE	SE	SE	SE	SE	SE	SE	TL	TL	TL	SE	SE	TL
	H	C		F	A	G		D	H	C	C		E		C	
Sevenoaks (SEV)	4	d		0822									0852			
Bat & Ball (BBL)		d		0825									0855			
Otford (OTF)	4	d		0829	0838				0855				0859			
Shoreham (Kent) (SEH)		d		0832									0902			
Eynsford (EYN)		d		0835									0905			
Swanley (SAY)	4	d		0841	0848	0849			0905				0911			
St Mary Cray (SMY)		d		0845		0853			0909				0915			
Orpington (ORP)	4	d						0850							0920	
Petts Wood (PET)	4	d						0854							0924	
Bickley (BKL)	4	d		0850				0859					0920		0929	
Bromley South (BMS)	4	a		0852		0859		0902	0917				0922		0932	
Bromley South (BMS)	4	d		0853		0900	0903	0903	0918				0923	0933	0933	
Shortlands (SRT)	4	d		0855				0906					0925		0936	
Ravensbourne (RVB)		d		0858									0928			
Beckenham Hill (BEC)		d		0900									0930			
Bellingham (BGM)		d		0902									0932			
Catford (CTF)		d		0905									0935			
Crofton Park (CFT)		d		0908									0938			
Nunhead (NHD)	4	d	0907	0911						0937			0941			
Peckham Rye (PMR)	4	d	0910	0914						0940			0944			
Denmark Hill (DMK)	4	d	0914	0917		0920				0944			0947			
Beckenham Junction (BKJ)	4	d						0909							0939	
Kent House (KTH)	4	d						0912							0942	
Penge East (PNE)		d						0914							0944	
Sydenham Hill (SYH)		d						0917							0947	
West Dulwich (WDU)		d						0920							0950	
Herne Hill (HNN)	4	a						0922							0952	
Herne Hill (HNN)	4	d	0912					0923				0927	0942		0953	0957
Loughborough Jn (LGJ)		d	0915									0930	0945			1000
Elephant & Castle (EPH)	⊖	d	0919	0924								0934	0949	0954		1004
London Blackfriars (BFR)	⊖	3 a	0924	0929								0939	0954	0959		1009
City Thameslink (CTK)	⊖	3 a	0926									0941	0956			1011
Farringdon (ZFD)	⊖	3 a	0928									0943	0958			1013
St Pancras International (STP)	⊖	15 a	0933									0948	1003			1018
Kentish Town (KTN)	⊖	a	0938									0953	1008			1023
West Hampstead Thameslink (WHP)	⊖	a	0943									0958	1013			1028
St Albans City (SAC)		a	1007									1022	1037			1052
Luton Airport Parkway (LTN)	←	7 a														
Luton (LUT)		10 a														
Brixton (BRX)	⊖	d						0926							0956	
London Victoria (VIC)	⊖	10 a	0924				0930	0921	0933	0936	0954			0951	1003	
London Bridge (LBG)	⊖	4 a			0907											
London Waterloo (East) (WAE)	⊖	a			0914											
London Charing Cross (CHX)	⊖	4 a			0918											

NOTES (see introductory pages for explanation of train operator codes and standard symbols)

- a Arrival time
- d Departure time

- A From Gillingham (Kent)
- C From Sutton (Surrey)
- D From Ashford International
- E From Ramsgate
- F From Maidstone East
- G From Dover Priory
- H From Gravesend

Sevenoaks, Swanley, Orpington, Bromley South, Catford, Denmark Hill, Beckenham Junction and Herne Hill to London

Saturdays

Operator Days of operation/Notes	SE H	TL C	TL	SE F	SE A	SE G	SE	TL C	SE D	SE H	TL C	TL	SE E	SE	TL C
Sevenoaks (SEV)	4	d	0922									0952			
Bat & Ball (BBL)		d	0925									0955			
Otford (OTF)	4	d	0929	0938					0955			0959			
Shoreham (Kent) (SEH)		d	0932									1002			
Eynsford (EYN)		d	0935									1005			
Swanley (SAY)	4	d	0941	0948	0949				1005			1011			
St Mary Cray (SMY)		d	0945		0953				1009			1015			
Orpington (ORP)	4	d					0950							1020	
Petts Wood (PET)	4	d					0954							1024	
Bickley (BKL)	4	d	0950				0959					1020		1029	
Bromley South (BMS)	4	a	0952		0959		1002		1017			1022		1032	
Bromley South (BMS)	4	d	0953		1000	1003	1003		1018			1023	1033	1033	
Shortlands (SRT)	4	d	0955				1006					1025		1036	
Ravensbourne (RVB)		d	0958									1028			
Beckenham Hill (BEC)		d	1000									1030			
Bellingham (BGM)		d	1002									1032			
Catford (CTF)		d	1005									1035			
Crofton Park (CFT)		d	1008									1038			
Nunhead (NHD)	4	d	1007							1037		1041			
Peckham Rye (PMR)	4	d	1010							1040		1044			
Denmark Hill (DMK)	4	d	1014			1020				1044		1047			
Beckenham Junction (BKJ)	4	d					1009							1039	
Kent House (KTH)	4	d					1012							1042	
Penge East (PNE)		d					1014							1044	
Sydenham Hill (SYH)		d					1017							1047	
West Dulwich (WDU)		d					1020							1050	
Herne Hill (HNH)	4	a					1022							1052	
Herne Hill (HNH)	4	d		1012				1023			1027			1053	1057
Loughborough Jn (LGJ)		d		1015							1030			1045	1100
Elephant & Castle (EPH)	⊖	d		1019	1024						1034		1054		1104
London Blackfriars (BFR)	⊖	3 a		1024	1029						1039		1059		1109
City Thameslink (CTK)	⊖	3 a		1026							1041		1056		1111
Farringdon (ZFD)	⊖	3 a		1028							1043		1058		1113
St Pancras International (STP)	⊖	15 a		1033							1048		1103		1118
Kentish Town (KTN)	⊖	a		1038							1053		1108		1123
West Hampstead Thameslink (WHP)	⊖	a		1043							1058		1113		1128
St Albans City (SAC)		a		1107							1122		1137		1152
Luton Airport Parkway (LTN)	←	7 a													
Luton (LUT)		10 a													
Brixton (BRX)	⊖	d					1026							1056	
London Victoria (VIC)	⊖	10 a	1024			1030	1021	1033		1036	1054		1051	1103	
London Bridge (LBG)	⊖	4 a			1007										
London Waterloo (East) (WAE)	⊖	a			1014										
London Charing Cross (CHX)	⊖	4 a			1018										

NOTES (see introductory pages for explanation of train operator codes and standard symbols)

- a Arrival time
- d Departure time
- A From Gillingham (Kent)
- C From Sutton (Surrey)
- D From Ashford International
- E From Ramsgate
- F From Maidstone East
- G From Dover Priory
- H From Gravesend

Sevenoaks, Swanley, Orpington, Bromley South, Catford, Denmark Hill, Beckenham Junction and Herne Hill to London

Saturdays

Operator Days of operation/Notes	SE H	TL C	TL	SE F	SE A	SE G	SE	TL C	SE D	SE H	TL C	TL	SE E	SE	TL C
Sevenoaks (SEV)	4	d	1022									1052			
Bat & Ball (BBL)		d	1025									1055			
Otford (OTF)	4	d	1029	1038					1055			1059			
Shoreham (Kent) (SEH)		d	1032									1102			
Eynsford (EYN)		d	1035									1105			
Swanley (SAY)	4	d	1041	1048	1049				1105			1111			
St Mary Cray (SMY)		d	1045		1053				1109			1115			
Orpington (ORP)	4	d					1050							1120	
Petts Wood (PET)	4	d					1054							1124	
Bickley (BKL)	4	d	1050				1059					1120		1129	
Bromley South (BMS)	4	a	1052		1059		1102		1117			1122		1132	
Bromley South (BMS)	4	d	1053		1100	1103	1103		1118			1123	1133	1133	
Shortlands (SRT)	4	d	1055				1106					1125		1136	
Ravensbourne (RVB)		d	1058									1128			
Beckenham Hill (BEC)		d	1100									1130			
Bellingham (BGM)		d	1102									1132			
Catford (CTF)		d	1105									1135			
Crofton Park (CFT)		d	1108									1138			
Nunhead (NHD)	4	d	1107		1111					1137		1141			
Peckham Rye (PMR)	4	d	1110		1114					1140		1144			
Denmark Hill (DMK)	4	d	1114		1117	1120				1144		1147			
Beckenham Junction (BKJ)	4	d					1109							1139	
Kent House (KTH)	4	d					1112							1142	
Penge East (PNE)		d					1114							1144	
Sydenham Hill (SYH)		d					1117							1147	
West Dulwich (WDU)		d					1120							1150	
Herne Hill (HNH)	4	a					1122							1152	
Herne Hill (HNH)	4	d		1112			1123	1127			1142			1153	1157
Loughborough Jn (LGJ)		d		1115				1130			1145				1200
Elephant & Castle (EPH)	⊖	d		1119	1124			1134			1149	1154			1204
London Blackfriars (BFR)	⊖	3 a		1124	1129			1139			1154	1159			1209
City Thameslink (CTK)	⊖	3 a		1126				1141			1156				1211
Farringdon (ZFD)	⊖	3 a		1128				1143			1158				1213
St Pancras International (STP)	⊖	15 a		1133				1148			1203				1218
Kentish Town (KTN)	⊖	a		1138				1153			1208				1223
West Hampstead Thameslink (WHP)	⊖	a		1143				1158			1213				1228
St Albans City (SAC)		a		1207				1222			1237				1252
Luton Airport Parkway (LTN)	←	7 a													
Luton (LUT)		10 a													
Brixton (BRX)	⊖	d					1126							1156	
London Victoria (VIC)	⊖	10 a	1124			1130	1121	1133		1136	1154		1151	1203	
London Bridge (LBG)	⊖	4 a			1107										
London Waterloo (East) (WAE)	⊖	a			1114										
London Charing Cross (CHX)	⊖	4 a			1118										

NOTES (see introductory pages for explanation of train operator codes and standard symbols)

- a Arrival time
- d Departure time

- A From Gillingham (Kent)
- C From Sutton (Surrey)
- D From Ashford International
- E From Ramsgate
- F From Maidstone East
- G From Dover Priory
- H From Gravesend

Sevenoaks, Swanley, Orpington, Bromley South, Catford, Denmark Hill, Beckenham Junction and Herne Hill to London

Saturdays

Operator Days of operation/Notes	SE H	TL C	TL	SE F	SE A	SE G	SE	TL C	SE D	SE H	TL C	TL	SE E	SE	TL C
Sevenoaks (SEV)	4	d	1122									1152			
Bat & Ball (BBL)		d	1125									1155			
Otford (OTF)	4	d	1129	1138					1155			1159			
Shoreham (Kent) (SEH)		d	1132									1202			
Eynsford (EYN)		d	1135									1205			
Swanley (SAY)	4	d	1141	1148	1149				1205			1211			
St Mary Cray (SMY)		d	1145		1153				1209			1215			
Orpington (ORP)	4	d					1150							1220	
Petts Wood (PET)	4	d					1154							1224	
Bickley (BKL)	4	d	1150				1159					1220		1229	
Bromley South (BMS)	4	a	1152		1159		1202		1217			1222		1232	
Bromley South (BMS)	4	d	1153		1200	1203	1203		1218			1223	1233	1233	
Shortlands (SRT)	4	d	1155				1206					1225		1236	
Ravensbourne (RVB)		d	1158									1228			
Beckenham Hill (BEC)		d	1200									1230			
Bellingham (BGM)		d	1202									1232			
Catford (CTF)		d	1205									1235			
Crofton Park (CFT)		d	1208									1238			
Nunhead (NHD)	4	d	1207		1211					1237		1241			
Peckham Rye (PMR)	4	d	1210		1214					1240		1244			
Denmark Hill (DMK)	4	d	1214		1217	1220				1244		1247			
Beckenham Junction (BKJ)	4	d					1209							1239	
Kent House (KTH)	4	d					1212							1242	
Penge East (PNE)		d					1214							1244	
Sydenham Hill (SYH)		d					1217							1247	
West Dulwich (WDU)		d					1220							1250	
Herne Hill (HNN)	4	a					1222							1252	
Herne Hill (HNN)	4	d	1212				1223	1227			1242			1253	1257
Loughborough Jn (LGJ)		d	1215					1230			1245				1300
Elephant & Castle (EPH)	⊖	d	1219	1224				1234			1249	1254			1304
London Blackfriars (BFR)	⊖	3 a	1224	1229				1239			1254	1259			1309
City Thameslink (CTK)	⊖	3 a	1226					1241			1256				1311
Farringdon (ZFD)	⊖	3 a	1228					1243			1258				1313
St Pancras International (STP)	⊖	15 a	1233					1248			1303				1318
Kentish Town (KTN)	⊖	a	1238					1253			1308				1323
West Hampstead Thameslink (WHP)	⊖	a	1243					1258			1313				1328
St Albans City (SAC)		a	1307					1322			1337				1352
Luton Airport Parkway (LTN)	←	7 a													
Luton (LUT)		10 a													
Brixton (BRX)	⊖	d					1226							1256	
London Victoria (VIC)	⊖	10 a	1224			1230	1221	1233		1236	1254		1251	1303	
London Bridge (LBG)	⊖	4 a			1207										
London Waterloo (East) (WAE)	⊖	a			1214										
London Charing Cross (CHX)	⊖	4 a			1218										

NOTES (see introductory pages for explanation of train operator codes and standard symbols)

- a Arrival time
- d Departure time

- A From Gillingham (Kent)
- C From Sutton (Surrey)
- D From Ashford International
- E From Ramsgate
- F From Maidstone East
- G From Dover Priory
- H From Gravesend

Sevenoaks, Swanley, Orpington, Bromley South, Catford, Denmark Hill, Beckenham Junction and Herne Hill to London

Saturdays

Operator Days of operation/Notes	SE H	TL C	TL	SE F	SE A	SE G	SE	TL C	SE D	SE H	TL C	TL	SE E	SE	TL C
Sevenoaks (SEV)	4	d	1222									1252			
Bat & Ball (BBL)		d	1225									1255			
Otford (OTF)	4	d	1229	1238					1255			1259			
Shoreham (Kent) (SEH)		d	1232									1302			
Eynsford (EYN)		d	1235									1305			
Swanley (SAY)	4	d	1241	1248	1249				1305			1311			
St Mary Cray (SMY)		d	1245		1253				1309			1315			
Orpington (ORP)	4	d					1250							1320	
Petts Wood (PET)	4	d					1254							1324	
Bickley (BKL)	4	d	1250				1259					1320		1329	
Bromley South (BMS)	4	a	1252		1259		1302		1317			1322		1332	
Bromley South (BMS)	4	d	1253		1300	1303	1303		1318			1323	1333	1333	
Shortlands (SRT)	4	d	1255				1306					1325		1336	
Ravensbourne (RVB)		d	1258									1328			
Beckenham Hill (BEC)		d	1300									1330			
Bellingham (BGM)		d	1302									1332			
Catford (CTF)		d	1305									1335			
Crofton Park (CFT)		d	1308									1338			
Nunhead (NHD)	4	d	1307		1311					1337		1341			
Peckham Rye (PMR)	4	d	1310		1314					1340		1344			
Denmark Hill (DMK)	4	d	1314		1317	1320				1344		1347			
Beckenham Junction (BKJ)	4	d					1309							1339	
Kent House (KTH)	4	d					1312							1342	
Penge East (PNE)		d					1314							1344	
Sydenham Hill (SYH)		d					1317							1347	
West Dulwich (WDU)		d					1320							1350	
Herne Hill (HNN)	4	a					1322							1352	
Herne Hill (HNN)	4	d	1312				1323	1327			1342			1353	1357
Loughborough Jn (LGJ)		d	1315					1330			1345				1400
Elephant & Castle (EPH)	⊖	d	1319	1324				1334			1349	1354			1404
London Blackfriars (BFR)	⊖	3 a	1324	1329				1339			1354	1359			1409
City Thameslink (CTK)	⊖	3 a	1326					1341			1356				1411
Farringdon (ZFD)	⊖	3 a	1328					1343			1358				1413
St Pancras International (STP)	⊖	15 a	1333					1348			1403				1418
Kentish Town (KTN)	⊖	a	1338					1353			1408				1423
West Hampstead Thameslink (WHP)	⊖	a	1343					1358			1413				1428
St Albans City (SAC)		a	1407					1422			1437				1452
Luton Airport Parkway (LTN)	←	7 a													
Luton (LUT)		10 a													
Brixton (BRX)	⊖	d					1326							1356	
London Victoria (VIC)	⊖	10 a	1324			1330	1321	1333		1336	1354		1351	1403	
London Bridge (LBG)	⊖	4 a			1307										
London Waterloo (East) (WAE)	⊖	a			1314										
London Charing Cross (CHX)	⊖	4 a			1318										

NOTES (see introductory pages for explanation of train operator codes and standard symbols)

- a Arrival time
- d Departure time

- A From Gillingham (Kent)
- C From Sutton (Surrey)
- D From Ashford International
- E From Ramsgate
- F From Maidstone East
- G From Dover Priory
- H From Gravesend

Sevenoaks, Swanley, Orpington, Bromley South, Catford, Denmark Hill, Beckenham Junction and Herne Hill to London

Saturdays

Operator Days of operation/Notes	SE H	TL C	TL	SE F	SE A	SE G	SE	TL C	SE D	SE H	TL C	TL	SE E	SE	TL C
Sevenoaks (SEV)	4	d	1322									1352			
Bat & Ball (BBL)		d	1325									1355			
Otford (OTF)	4	d	1329	1338					1355			1359			
Shoreham (Kent) (SEH)		d	1332									1402			
Eynsford (EYN)		d	1335									1405			
Swanley (SAY)	4	d	1341	1348	1349				1405			1411			
St Mary Cray (SMY)		d	1345		1353				1409			1415			
Orpington (ORP)	4	d					1350							1420	
Petts Wood (PET)	4	d					1354							1424	
Bickley (BKL)	4	d	1350				1359					1420		1429	
Bromley South (BMS)	4	a	1352		1359		1402		1417			1422		1432	
Bromley South (BMS)	4	d	1353		1400	1403	1403		1418			1423	1433	1433	
Shortlands (SRT)	4	d	1355				1406					1425		1436	
Ravensbourne (RVB)		d	1358									1428			
Beckenham Hill (BEC)		d	1400									1430			
Bellingham (BGM)		d	1402									1432			
Catford (CTF)		d	1405									1435			
Crofton Park (CFT)		d	1408									1438			
Nunhead (NHD)	4	d	1407		1411					1437		1441			
Peckham Rye (PMR)	4	d	1410		1414					1440		1444			
Denmark Hill (DMK)	4	d	1414		1417	1420				1444		1447			
Beckenham Junction (BKJ)	4	d					1409							1439	
Kent House (KTH)	4	d					1412							1442	
Penge East (PNE)		d					1414							1444	
Sydenham Hill (SYH)		d					1417							1447	
West Dulwich (WDU)		d					1420							1450	
Herne Hill (HNH)	4	a					1422							1452	
Herne Hill (HNH)	4	d	1412				1423	1427			1442			1453	1457
Loughborough Jn (LGJ)		d	1415					1430			1445				1500
Elephant & Castle (EPH)	⊖	d	1419	1424				1434			1449	1454			1504
London Blackfriars (BFR)	⊖	3 a	1424	1429				1439			1454	1459			1509
City Thameslink (CTK)	⊖	3 a	1426					1441			1456				1511
Farringdon (ZFD)	⊖	3 a	1428					1443			1458				1513
St Pancras International (STP)	⊖	15 a	1433					1448			1503				1518
Kentish Town (KTN)	⊖	a	1438					1453			1508				1523
West Hampstead Thameslink (WHP)	⊖	a	1443					1458			1513				1528
St Albans City (SAC)		a	1507					1522			1537				1552
Luton Airport Parkway (LTN)	←	7 a													
Luton (LUT)		10 a													
Brixton (BRX)	⊖	d					1426							1456	
London Victoria (VIC)	⊖	10 a	1424			1430	1421	1433		1436	1454		1451	1503	
London Bridge (LBG)	⊖	4 a			1407										
London Waterloo (East) (WAE)	⊖	a			1414										
London Charing Cross (CHX)	⊖	4 a			1418										

NOTES (see introductory pages for explanation of train operator codes and standard symbols)

- a Arrival time
- d Departure time

- A From Gillingham (Kent)
- C From Sutton (Surrey)
- D From Ashford International
- E From Ramsgate
- F From Maidstone East
- G From Dover Priory
- H From Gravesend

Sevenoaks, Swanley, Orpington, Bromley South, Catford, Denmark Hill, Beckenham Junction and Herne Hill to London

Saturdays

Operator Days of operation/Notes	SE H	TL C	TL	SE F	SE A	SE G	SE	TL C	SE D	SE H	TL C	TL	SE E	SE	TL C
Sevenoaks (SEV)	4	d	1422									1452			
Bat & Ball (BBL)		d	1425									1455			
Otford (OTF)	4	d	1429	1438					1455			1459			
Shoreham (Kent) (SEH)		d	1432									1502			
Eynsford (EYN)		d	1435									1505			
Swanley (SAY)	4	d	1441	1448	1449				1505			1511			
St Mary Cray (SMY)		d	1445		1453				1509			1515			
Orpington (ORP)	4	d						1450							1520
Petts Wood (PET)	4	d						1454							1524
Bickley (BKL)	4	d	1450					1459				1520			1529
Bromley South (BMS)	4	a	1452		1459			1502			1517	1522			1532
Bromley South (BMS)	4	d	1453		1500	1503	1503		1518			1523	1533	1533	
Shortlands (SRT)	4	d	1455				1506					1525			1536
Ravensbourne (RVB)		d	1458									1528			
Beckenham Hill (BEC)		d	1500									1530			
Bellingham (BGM)		d	1502									1532			
Catford (CTF)		d	1505									1535			
Crofton Park (CFT)		d	1508									1538			
Nunhead (NHD)	4	d	1507		1511					1537		1541			
Peckham Rye (PMR)	4	d	1510		1514					1540		1544			
Denmark Hill (DMK)	4	d	1514		1517	1520				1544		1547			
Beckenham Junction (BKJ)	4	d						1509							1539
Kent House (KTH)	4	d						1512							1542
Penge East (PNE)		d						1514							1544
Sydenham Hill (SYH)		d						1517							1547
West Dulwich (WDU)		d						1520							1550
Herne Hill (HNH)	4	a						1522							1552
Herne Hill (HNH)	4	d		1512				1523	1527			1542			1553
Loughborough Jn (LGJ)		d	1515						1530			1545			1600
Elephant & Castle (EPH)	⊖	d	1519	1524					1534			1549	1554		1604
London Blackfriars (BFR)	⊖	3 a	1524	1529					1539			1554	1559		1609
City Thameslink (CTK)	⊖	3 a	1526						1541			1556			1611
Farringdon (ZFD)	⊖	3 a	1528						1543			1558			1613
St Pancras International (STP)	⊖	15 a	1533						1548			1603			1618
Kentish Town (KTN)	⊖	a	1538						1553			1608			1623
West Hampstead Thameslink (WHP)	⊖	a	1543						1558			1613			1628
St Albans City (SAC)		a	1607						1622			1637			1652
Luton Airport Parkway (LTN)	←	7 a													
Luton (LUT)		10 a													
Brixton (BRX)	⊖	d						1526							1556
London Victoria (VIC)	⊖	10 a	1524			1530	1521	1533		1536	1554		1551	1603	
London Bridge (LBG)	⊖	4 a			1507										
London Waterloo (East) (WAE)	⊖	a			1514										
London Charing Cross (CHX)	⊖	4 a			1518										

NOTES (see introductory pages for explanation of train operator codes and standard symbols)

- a Arrival time
- d Departure time

- A From Gillingham (Kent)
- C From Sutton (Surrey)
- D From Ashford International
- E From Ramsgate
- F From Maidstone East
- G From Dover Priory
- H From Gravesend

Sevenoaks, Swanley, Orpington, Bromley South, Catford, Denmark Hill, Beckenham Junction and Herne Hill to London

Saturdays

Operator Days of operation/Notes	SE	TL	TL	SE	SE	SE	SE	TL	SE	SE	TL	TL	SE	SE	TL
	H	C		F	A	G		C	D	H	C		E		C
Sevenoaks (SEV)	4	d		1522								1552			
Bat & Ball (BBL)		d		1525								1555			
Otford (OTF)	4	d		1529	1538					1555		1559			
Shoreham (Kent) (SEH)		d		1532								1602			
Eynsford (EYN)		d		1535								1605			
Swanley (SAY)	4	d		1541	1548	1549				1605		1611			
St Mary Cray (SMY)		d		1545		1553				1609		1615			
Orpington (ORP)	4	d						1550							1620
Petts Wood (PET)	4	d						1554							1624
Bickley (BKL)	4	d		1550				1559				1620			1629
Bromley South (BMS)	4	a		1552		1559		1602		1617		1622			1632
Bromley South (BMS)	4	d		1553		1600	1603	1603		1618		1623	1633	1633	
Shortlands (SRT)	4	d		1555				1606				1625			1636
Ravensbourne (RVB)		d		1558								1628			
Beckenham Hill (BEC)		d		1600								1630			
Bellingham (BGM)		d		1602								1632			
Catford (CTF)		d		1605								1635			
Crofton Park (CFT)		d		1608								1638			
Nunhead (NHD)	4	d	1607	1611						1637		1641			
Peckham Rye (PMR)	4	d	1610	1614						1640		1644			
Denmark Hill (DMK)	4	d	1614	1617		1620				1644		1647			
Beckenham Junction (BKJ)	4	d						1609							1639
Kent House (KTH)	4	d						1612							1642
Penge East (PNE)		d						1614							1644
Sydenham Hill (SYH)		d						1617							1647
West Dulwich (WDU)		d						1620							1650
Herne Hill (HNH)	4	a						1622							1652
Herne Hill (HNH)	4	d		1612				1623	1627			1642			1657
Loughborough Jn (LGJ)		d		1615					1630			1645			1700
Elephant & Castle (EPH)	⊖	d		1619	1624				1634			1649	1654		1704
London Blackfriars (BFR)	⊖	3	a	1624	1629				1639			1654	1659		1709
City Thameslink (CTK)	⊖	3	a	1626					1641			1656			1711
Farringdon (ZFD)	⊖	3	a	1628					1643			1658			1713
St Pancras International (STP)	⊖	15	a	1633					1648			1703			1718
Kentish Town (KTN)	⊖	a		1638					1653			1708			1723
West Hampstead Thameslink (WHP)	⊖	a		1643					1658			1713			1728
St Albans City (SAC)		a		1707					1722			1737			1752
Luton Airport Parkway (LTN)	←	7	a												
Luton (LUT)		10	a												
Brixton (BRX)	⊖	d						1626							1656
London Victoria (VIC)	⊖	10	a	1624			1630	1620	1633		1636	1654		1651	1703
London Bridge (LBG)	⊖	4	a			1607									
London Waterloo (East) (WAE)	⊖	a				1614									
London Charing Cross (CHX)	⊖	4	a			1618									

NOTES (see introductory pages for explanation of train operator codes and standard symbols)

- a Arrival time
- d Departure time
- A From Gillingham (Kent)
- C From Sutton (Surrey)
- D From Ashford International
- E From Ramsgate
- F From Maidstone East
- G From Dover Priory
- H From Gravesend

Sevenoaks, Swanley, Orpington, Bromley South, Catford, Denmark Hill, Beckenham Junction and Herne Hill to London

Saturdays

Operator Days of operation/Notes	SE H	TL C	TL	SE F	SE A	SE G	SE	TL C	SE D	SE H	TL C	TL	SE E	SE	TL C
Sevenoaks (SEV)	4	d	1622									1652			
Bat & Ball (BBL)		d	1625									1655			
Otford (OTF)	4	d	1629	1638					1655			1659			
Shoreham (Kent) (SEH)		d	1632									1702			
Eynsford (EYN)		d	1635									1705			
Swanley (SAY)	4	d	1641	1648	1649				1705			1711			
St Mary Cray (SMY)		d	1645		1653				1709			1715			
Orpington (ORP)	4	d						1650							1720
Petts Wood (PET)	4	d						1654							1724
Bickley (BKL)	4	d	1650					1659				1720			1729
Bromley South (BMS)	4	a	1652		1659			1702			1717	1722			1732
Bromley South (BMS)	4	d	1653		1700	1703	1703		1718			1723	1733	1733	
Shortlands (SRT)	4	d	1655				1706					1725			1736
Ravensbourne (RVB)		d	1658									1728			
Beckenham Hill (BEC)		d	1700									1730			
Bellingham (BGM)		d	1702									1732			
Catford (CTF)		d	1705									1735			
Crofton Park (CFT)		d	1708									1738			
Nunhead (NHD)	4	d	1707							1737		1741			
Peckham Rye (PMR)	4	d	1710							1740		1744			
Denmark Hill (DMK)	4	d	1714			1720				1744		1747			
Beckenham Junction (BKJ)	4	d						1709							1739
Kent House (KTH)	4	d						1712							1742
Penge East (PNE)		d						1714							1744
Sydenham Hill (SYH)		d						1717							1747
West Dulwich (WDU)		d						1720							1750
Herne Hill (HNH)	4	a						1722							1752
Herne Hill (HNH)	4	d		1712				1723				1727			1753
Loughborough Jn (LGJ)		d	1715						1730			1745			1800
Elephant & Castle (EPH)	⊖	d	1719	1724					1734			1749	1754		1804
London Blackfriars (BFR)	⊖	3 a	1724	1729					1739			1754	1759		1809
City Thameslink (CTK)	⊖	3 a	1726						1741			1756			1811
Farringdon (ZFD)	⊖	3 a	1728						1743			1758			1813
St Pancras International (STP)	⊖	15 a	1733						1748			1803			1818
Kentish Town (KTN)	⊖	a	1738						1753			1808			1823
West Hampstead Thameslink (WHP)	⊖	a	1743						1758			1813			1828
St Albans City (SAC)		a	1807						1822			1837			1852
Luton Airport Parkway (LTN)	←	7 a													
Luton (LUT)		10 a													
Brixton (BRX)	⊖	d						1726							1756
London Victoria (VIC)	⊖	10 a	1724			1730	1721	1733		1736	1754		1751	1803	
London Bridge (LBG)	⊖	4 a			1707										
London Waterloo (East) (WAE)	⊖	a			1714										
London Charing Cross (CHX)	⊖	4 a			1718										

NOTES (see introductory pages for explanation of train operator codes and standard symbols)

- a Arrival time
- d Departure time
- A From Gillingham (Kent)
- C From Sutton (Surrey)
- D From Ashford International
- E From Ramsgate
- F From Maidstone East
- G From Dover Priory
- H From Gravesend

Sevenoaks, Swanley, Orpington, Bromley South, Catford, Denmark Hill, Beckenham Junction and Herne Hill to London

Saturdays

Operator Days of operation/Notes	SE H	TL C	TL	SE F	SE A	SE G	SE	TL C	SE D	SE H	TL C	TL	SE E	SE	TL C
Sevenoaks (SEV)	4	d	1722									1752			
Bat & Ball (BBL)	4	d	1725									1755			
Otford (OTF)	4	d	1729	1738					1755			1759			
Shoreham (Kent) (SEH)		d	1732									1802			
Eynsford (EYN)		d	1735									1805			
Swanley (SAY)	4	d	1741	1748	1749				1805			1811			
St Mary Cray (SMY)		d	1745		1753				1809			1815			
Orpington (ORP)	4	d					1750							1820	
Petts Wood (PET)	4	d					1754							1824	
Bickley (BKL)	4	d	1750				1759					1820		1829	
Bromley South (BMS)	4	a	1752		1759		1802		1817			1822		1832	
Bromley South (BMS)	4	d	1753		1800	1803	1803		1818			1823	1833	1833	
Shortlands (SRT)	4	d	1755				1806					1825		1836	
Ravensbourne (RVB)		d	1758									1828			
Beckenham Hill (BEC)		d	1800									1830			
Bellingham (BGM)		d	1802									1832			
Catford (CTF)		d	1805									1835			
Crofton Park (CFT)		d	1808									1838			
Nunhead (NHD)	4	d	1807		1811					1837		1841			
Peckham Rye (PMR)	4	d	1810		1814					1840		1844			
Denmark Hill (DMK)	4	d	1814		1817	1820				1844		1847			
Beckenham Junction (BKJ)	4	d					1809							1839	
Kent House (KTH)	4	d					1812							1842	
Penge East (PNE)		d					1814							1844	
Sydenham Hill (SYH)		d					1817							1847	
West Dulwich (WDU)		d					1820							1850	
Herne Hill (HNN)	4	a					1822							1852	
Herne Hill (HNN)	4	d	1812				1823	1827			1842			1853	1857
Loughborough Jn (LGJ)		d	1815					1830			1845				1900
Elephant & Castle (EPH)	⊖	d	1819	1824				1834			1849	1854			1904
London Blackfriars (BFR)	⊖	3 a	1824	1829				1839			1854	1859			1909
City Thameslink (CTK)	⊖	3 a	1826					1841			1856				1911
Farringdon (ZFD)	⊖	3 a	1828					1843			1858				1913
St Pancras International (STP)	⊖	15 a	1833					1848			1903				1918
Kentish Town (KTN)	⊖	a	1838					1853			1908				1923
West Hampstead Thameslink (WHP)	⊖	a	1843					1858			1913				1928
St Albans City (SAC)		a	1907					1922			1937				1952
Luton Airport Parkway (LTN)	←	7 a													
Luton (LUT)		10 a													
Brixton (BRX)	⊖	d					1826							1856	
London Victoria (VIC)	⊖	10 a	1824			1830	1821	1833		1836	1854		1851	1903	
London Bridge (LBG)	⊖	4 a			1807										
London Waterloo (East) (WAE)	⊖	a			1814										
London Charing Cross (CHX)	⊖	4 a			1818										

NOTES (see introductory pages for explanation of train operator codes and standard symbols)

- a Arrival time
- d Departure time

- A From Gillingham (Kent)
- C From Sutton (Surrey)
- D From Ashford International
- E From Ramsgate
- F From Maidstone East
- G From Dover Priory
- H From Gravesend

Sevenoaks, Swanley, Orpington, Bromley South, Catford, Denmark Hill, Beckenham Junction and Herne Hill to London

Saturdays

Operator Days of operation/Notes	SE H	TL C	TL	SE F	SE A	SE J	SE	TL C	SE D	SE H	TL C	TL	SE E	SE	TL C
Sevenoaks (SEV)	4	d	1822									1852			
Bat & Ball (BBL)	d		1825									1855			
Otford (OTF)	4	d	1829	1838						1855		1859			
Shoreham (Kent) (SEH)	d		1832									1902			
Eynsford (EYN)	d		1835									1905			
Swanley (SAY)	4	d	1841	1848	1849					1905		1911			
St Mary Cray (SMY)	d		1845		1853					1909		1915			
Orpington (ORP)	4	d						1850							1920
Petts Wood (PET)	4	d						1854							1924
Bickley (BKL)	4	d		1850				1859				1920			1929
Bromley South (BMS)	4	a		1852		1859		1902			1917	1922			1932
Bromley South (BMS)	4	d		1853		1900	1903	1903			1918	1923	1933	1933	
Shortlands (SRT)	4	d		1855				1906				1925			1936
Ravensbourne (RVB)	d			1858								1928			
Beckenham Hill (BEC)	d			1900								1930			
Bellingham (BGM)	d			1902								1932			
Catford (CTF)	d			1905								1935			
Crofton Park (CFT)	d			1908								1938			
Nunhead (NHD)	4	d	1907		1911						1937	1941			
Peckham Rye (PMR)	4	d	1910		1914						1940	1944			
Denmark Hill (DMK)	4	d	1914		1917		1920				1944	1947			
Beckenham Junction (BKJ)	4	d						1909							1939
Kent House (KTH)	4	d						1912							1942
Penge East (PNE)	d							1914							1944
Sydenham Hill (SYH)	d							1917							1947
West Dulwich (WDU)	d							1920							1950
Herne Hill (HNN)	4	a						1922							1952
Herne Hill (HNN)	4	d		1912				1923				1927			1953
Loughborough Jn (LGJ)	d			1915								1930			1957
Elephant & Castle (EPH)	⊖	d		1919	1924							1934		1949	2000
London Blackfriars (BFR)	⊖	3	a	1924	1929							1939		1954	2004
City Thameslink (CTK)	⊖	3	a	1926								1941		1956	2009
Farringdon (ZFD)	⊖	3	a	1928								1943		1958	2011
St Pancras International (STP)	⊖	15	a	1933								1948		1958	2013
Kentish Town (KTN)	⊖	a		1938								1953		2003	2018
West Hampstead Thameslink (WHP)	⊖	a		1943								1958		2008	2023
St Albans City (SAC)	a			2007								2013		2037	2028
Luton Airport Parkway (LTN)	←	7	a									2022			2052
Luton (LUT)	10	a													
Brixton (BRX)	⊖	d						1926							1956
London Victoria (VIC)	⊖	10	a	1924				1930	1921	1933		1936	1954		1951
London Bridge (LBG)	⊖	4	a					1907							2003
London Waterloo (East) (WAE)	⊖	a						1914							
London Charing Cross (CHX)	⊖	4	a					1918							

NOTES (see introductory pages for explanation of train operator codes and standard symbols)

- a Arrival time
- d Departure time
- A From Gillingham (Kent)
- C From Sutton (Surrey)
- D From Ashford International
- E From Ramsgate
- F From Maidstone East
- H From Gravesend
- J From Ramsgate until 12 October. From Dover Priory from 19 October

Sevenoaks, Swanley, Orpington, Bromley South, Catford, Denmark Hill, Beckenham Junction and Herne Hill to London

Saturdays

Operator Days of operation/Notes	SE H	TL C	TL	SE F	SE A	SE J	SE	TL C	SE D	SE H	TL C	TL	SE E	SE	TL C
Sevenoaks (SEV)	4	d	1922									1952			
Bat & Ball (BBL)		d	1925									1955			
Otford (OTF)	4	d	1929	1938						1955		1959			
Shoreham (Kent) (SEH)		d	1932									2002			
Eynsford (EYN)		d	1935									2005			
Swanley (SAY)	4	d	1941	1948	1949					2005		2011			
St Mary Cray (SMY)		d	1945		1953					2009		2015			
Orpington (ORP)	4	d						1950							2020
Petts Wood (PET)	4	d						1954							2024
Bickley (BKL)	4	d		1950				1959				2020			2029
Bromley South (BMS)	4	a		1952		1959		2002		2017		2022			2032
Bromley South (BMS)	4	d		1953		2000	2003	2003		2018		2023	2033	2033	
Shortlands (SRT)	4	d		1955				2006				2025			2036
Ravensbourne (RVB)		d		1958								2028			
Beckenham Hill (BEC)		d		2000								2030			
Bellingham (BGM)		d		2002								2032			
Catford (CTF)		d		2005								2035			
Crofton Park (CFT)		d		2008								2038			
Nunhead (NHD)	4	d	2007		2011						2037		2041		
Peckham Rye (PMR)	4	d	2010		2014						2040		2044		
Denmark Hill (DMK)	4	d	2014		2017		2020				2044		2047		
Beckenham Junction (BKJ)	4	d						2009							2039
Kent House (KTH)	4	d						2012							2042
Penge East (PNE)		d						2014							2044
Sydenham Hill (SYH)		d						2017							2047
West Dulwich (WDU)		d						2020							2050
Herne Hill (HNN)	4	a						2022							2052
Herne Hill (HNN)	4	d						2023							2053
Loughborough Jn (LGJ)		d	2012						2027			2042			2057
Elephant & Castle (EPH)	⊖	d	2015						2030			2045			2100
London Blackfriars (BFR)	⊖	3 a	2019	2024					2034			2049	2054		2104
City Thameslink (CTK)	⊖	3 a	2024	2029					2039			2054	2059		2109
Farringdon (ZFD)	⊖	3 a	2026						2041			2056			
St Pancras International (STP)	⊖	15 a	2028						2043			2058			2113
Kentish Town (KTN)	⊖	a	2033						2048			2103			2118
West Hampstead Thameslink (WHP)	⊖	a							2053			2108			2123
St Albans City (SAC)	⊖	a	2038						2058			2113			2128
Luton Airport Parkway (LTN)	⊖	7 a	2043						2122			2137			2152
Luton (LUT)	⊖	10 a	2107												
Brixton (BRX)	⊖	d						2026							2056
London Victoria (VIC)	⊖	10 a					2030	2021	2033		2036	2054		2051	2103
London Bridge (LBG)	⊖	4 a				2007									
London Waterloo (East) (WAE)	⊖	a				2014									
London Charing Cross (CHX)	⊖	4 a				2018									

NOTES (see introductory pages for explanation of train operator codes and standard symbols)

a Arrival time
d Departure time

A From Gillingham (Kent)
C From Sutton (Surrey)
D From Ashford International
E From Ramsgate
F From Maidstone East
H From Gravesend
J From Ramsgate until 12 October. From Dover Priory from 19 October

Sevenoaks, Swanley, Orpington, Bromley South, Catford, Denmark Hill, Beckenham Junction and Herne Hill to London

Saturdays

Operator Days of operation/Notes	SE H	TL C	TL	SE F	SE A	SE J	SE	TL C	SE D	SE H	TL C	TL	SE E	SE	TL K
Sevenoaks (SEV)	4	d	2022									2052			
Bat & Ball (BBL)		d	2025									2055			
Otford (OTF)	4	d	2029	2038					2055			2059			
Shoreham (Kent) (SEH)		d	2032									2102			
Eynsford (EYN)		d	2035									2105			
Swanley (SAY)	4	d	2041	2048	2049				2105			2111			
St Mary Cray (SMY)		d	2045		2053				2109			2115			
Orpington (ORP)	4	d					2050							2120	
Petts Wood (PET)	4	d					2054							2124	
Bickley (BKL)	4	d	2050				2059					2120		2129	
Bromley South (BMS)	4	a	2052		2059		2102		2117			2122		2132	
Bromley South (BMS)	4	d	2053		2100	2103	2103		2118			2123	2133	2133	
Shortlands (SRT)	4	d	2055				2106					2125		2136	
Ravensbourne (RVB)		d	2058									2128			
Beckenham Hill (BEC)		d	2100									2130			
Bellingham (BGM)		d	2102									2132			
Catford (CTF)		d	2105									2135			
Crofton Park (CFT)		d	2108									2138			
Nunhead (NHD)	4	d	2107							2137		2141			
Peckham Rye (PMR)	4	d	2110							2140		2144			
Denmark Hill (DMK)	4	d	2114			2120				2144		2147			
Beckenham Junction (BKJ)	4	d					2109							2139	
Kent House (KTH)	4	d					2112							2142	
Penge East (PNE)		d					2114							2144	
Sydenham Hill (SYH)		d					2117							2147	
West Dulwich (WDU)		d					2120							2150	
Herne Hill (HNN)	4	a					2122							2152	
Herne Hill (HNN)	4	d		2112			2123				2142			2153	2157
Loughborough Jn (LGJ)		d		2115				2127			2145				2200
Elephant & Castle (EPH)	⊖	d		2119	2124			2134			2149	2154			2204
London Blackfriars (BFR)	⊖	3 a		2124	2129			2139			2154	2159			2209
City Thameslink (CTK)	⊖	3 a													
Farringdon (ZFD)	⊖	3 a		2128				2143			2158				2213
St Pancras International (STP)	⊖	15 a		2133				2148			2203				2218
Kentish Town (KTN)	⊖	a		2138				2153			2208				2223
West Hampstead Thameslink (WHP)	⊖	a		2143				2158			2213				2228
St Albans City (SAC)		a		2207				2222			2237				2252
Luton Airport Parkway (LTN)	←	7 a													2304
Luton (LUT)		10 a													2308
Brixton (BRX)	⊖	d					2126							2156	
London Victoria (VIC)	⊖	10 a	2124			2130	2121	2133		2136	2154		2151	2203	
London Bridge (LBG)	⊖	4 a			2107										
London Waterloo (East) (WAE)	⊖	a			2114										
London Charing Cross (CHX)	⊖	4 a			2118										

NOTES (see introductory pages for explanation of train operator codes and standard symbols)

- a Arrival time
- d Departure time

- A From Gillingham (Kent)
- C From Sutton (Surrey)
- D From Ashford International
- E From Ramsgate
- F From Maidstone East
- H From Gravesend
- J From Ramsgate until 12 October. From Dover Priory from 19 October
- K From Sutton (Surrey) to Bedford

Sevenoaks, Swanley, Orpington, Bromley South, Catford, Denmark Hill, Beckenham Junction and Herne Hill to London

Saturdays

Operator Days of operation/Notes	SE H	TL K	TL	SE F	SE A	SE G	SE	TL K	SE D	SE H	TL K	TL	SE E	SE	TL K
Sevenoaks (SEV)	4	d	2122									2152			
Bat & Ball (BBL)		d	2125									2155			
Otford (OTF)	4	d	2129	2138					2155			2159			
Shoreham (Kent) (SEH)		d	2132									2202			
Eynsford (EYN)		d	2135									2205			
Swanley (SAY)	4	d	2141	2148	2149				2205			2211			
St Mary Cray (SMY)		d	2145		2153				2209			2215			
Orpington (ORP)	4	d						2150							2220
Petts Wood (PET)	4	d						2154							2224
Bickley (BKL)	4	d		2150				2159				2220			2229
Bromley South (BMS)	4	a		2152		2159		2202		2217		2222			2232
Bromley South (BMS)	4	d		2153		2200	2203	2203		2218		2223	2233	2233	
Shortlands (SRT)	4	d		2155				2206				2225			2236
Ravensbourne (RVB)		d		2158								2228			
Beckenham Hill (BEC)		d		2200								2230			
Bellingham (BGM)		d		2202								2232			
Catford (CTF)		d		2205								2235			
Crofton Park (CFT)		d		2208								2238			
Nunhead (NHD)	4	d	2207							2237		2241			
Peckham Rye (PMR)	4	d	2210							2240		2244			
Denmark Hill (DMK)	4	d	2214			2220				2244		2247			
Beckenham Junction (BKJ)	4	d						2209							2239
Kent House (KTH)	4	d						2212							2242
Penge East (PNE)		d						2214							2244
Sydenham Hill (SYH)		d						2217							2247
West Dulwich (WDU)		d						2220							2250
Herne Hill (HNN)	4	a						2222							2252
Herne Hill (HNN)	4	d		2214				2223				2244			2253
Loughborough Jn (LGJ)		d		2217					2229			2247			2259
Elephant & Castle (EPH)	⊖	d		2221	2224				2238			2251	2254		2308
London Blackfriars (BFR)	⊖	3 a		2226	2229				2244			2256	2259		2314
City Thameslink (CTK)	⊖	3 a													
Farringdon (ZFD)	⊖	3 a		2230					2249			2300			2319
St Pancras International (STP)	⊖	15 a		2235					2254			2305			2324
Kentish Town (KTN)	⊖	a		2242					2259			2312			2329
West Hampstead Thameslink (WHP)	⊖	a		2246					2303			2316			2333
St Albans City (SAC)		a		2310					2328			2340			2358
Luton Airport Parkway (LTN)	←	7 a		2322					2340			2352			0010
Luton (LUT)	⊖	10 a		2326					2344			2356			0014
Brixton (BRX)	⊖	d						2226							2256
London Victoria (VIC)	⊖	10 a	2224			2230	2221	2233		2236	2254		2251	2303	
London Bridge (LBG)	⊖	4 a			2207										
London Waterloo (East) (WAE)	⊖	a			2214										
London Charing Cross (CHX)	⊖	4 a			2218										

NOTES (see introductory pages for explanation of train operator codes and standard symbols)

- a Arrival time
- d Departure time
- A From Gillingham (Kent)
- D From Ashford International
- E From Ramsgate
- F From Maidstone East
- G From Dover Priory
- H From Gravesend
- K From Sutton (Surrey) to Bedford

Sevenoaks, Swanley, Orpington, Bromley South, Catford, Denmark Hill, Beckenham Junction and Herne Hill to London

Saturdays

Operator Days of operation/Notes	SE H	TL K	TL	SE F	SE A	SE G	SE	TL K	SE D	SE H	TL	SE E	TL K	SE	TL K
Sevenoaks (SEV)	4	d		2222							2252				
Bat & Ball (BBL)		d		2225							2255				
Otford (OTF)	4	d		2229	2238					2255	2259				
Shoreham (Kent) (SEH)		d		2232							2302				
Eynsford (EYN)		d		2235							2305				
Swanley (SAY)	4	d		2241	2248	2249				2305	2311				
St Mary Cray (SMY)		d		2245		2253				2309	2315				
Orpington (ORP)	4	d						2250							2320
Petts Wood (PET)	4	d						2254							2324
Bickley (BKL)	4	d		2250				2259			2320				2329
Bromley South (BMS)	4	a		2252		2259		2302		2317	2322				2332
Bromley South (BMS)	4	d		2253		2300	2303	2303		2318	2323	2333			2333
Shortlands (SRT)	4	d		2255				2306			2325				2336
Ravensbourne (RVB)		d		2258							2328				
Beckenham Hill (BEC)		d		2300							2330				
Bellingham (BGM)		d		2302							2332				
Catford (CTF)		d		2305							2335				
Crofton Park (CFT)		d		2308							2338				
Nunhead (NHD)	4	d	2307	2311						2337	2341				
Peckham Rye (PMR)	4	d	2310	2314						2340	2344				
Denmark Hill (DMK)	4	d	2314	2317		2320				2344	2347				
Beckenham Junction (BKJ)	4	d						2309							2339
Kent House (KTH)	4	d						2312							2342
Penge East (PNE)		d						2314							2344
Sydenham Hill (SYH)		d						2317							2347
West Dulwich (WDU)		d						2320							2350
Herne Hill (HNN)	4	a						2322							2352
Herne Hill (HNN)	4	d	2314					2323	2329				2344	2353	2356
Loughborough Jn (LGJ)		d	2317						2332				2347		2359
Elephant & Castle (EPH)	⊖	d	2321	2324					2338		2354		2354c		0004
London Blackfriars (BFR)	⊖	3 a	2326	2329					2344		2359		0001		0008
City Thameslink (CTK)	⊖	3 a													
Farringdon (ZFD)	⊖	3 a	2330						2353				0006		0013
St Pancras International (STP)	⊖	15 a	2335						2357				0011		0017
Kentish Town (KTN)	⊖	a	2342						0002						0023
West Hampstead Thameslink (WHP)	⊖	a	2346						0007				0019		0027
St Albans City (SAC)		a	0010						0032				0037		0052
Luton Airport Parkway (LTN)	←	7 a	0022						0044				0049		0104
Luton (LUT)	⊖	10 a	0026						0048				0053		0108
Brixton (BRX)	⊖	d						2326							2356
London Victoria (VIC)	⊖	10 a	2324			2330	2321	2333		2336	2354		2350		0003
London Bridge (LBG)	⊖	4 a			2307										
London Waterloo (East) (WAE)	⊖	a			2314										
London Charing Cross (CHX)	⊖	4 a			2318										

NOTES (see introductory pages for explanation of train operator codes and standard symbols)

- a Arrival time
- d Departure time
- c Arrives 3 minutes earlier
- A From Gillingham (Kent)
- D From Ashford International
- E From Ramsgate
- F From Maidstone East
- G From Dover Priory
- H From Gravesend
- K From Sutton (Surrey) to Bedford

Sevenoaks, Swanley, Orpington, Bromley South, Catford, Denmark Hill, Beckenham Junction and Herne Hill to London

Saturdays

Operator Days of operation/Notes	SE SUM H	TL	SE D	SE	SE SUM E
Sevenoaks (SEV)	4 d	2322			
Bat & Ball (BBL)	d	2325			
Otford (OTF)	4 d	2329	2339		
Shoreham (Kent) (SEH)	d	2332			
Eynsford (EYN)	d	2335			
Swanley (SAY)	4 d	2341	2348		0001
St Mary Cray (SMY)	d	2345	2352		0005
Orpington (ORP)	4 d			2354	
Petts Wood (PET)	4 d			2358	
Bickley (BKL)	4 d	2349		0005	
Bromley South (BMS)	4 a	2352	2358	0007	0010
Bromley South (BMS)	4 d	2352	2359	0008	0011
Shortlands (SRT)	4 d	2355		0011	
Ravensbourne (RVB)	d	2357			
Beckenham Hill (BEC)	d	2359			
Bellingham (BGM)	d	0002			
Catford (CTF)	d	0005			
Crofton Park (CFT)	d	0008			
Nunhead (NHD)	4 d	0007	0011		
Peckham Rye (PMR)	4 d	0010	0014		
Denmark Hill (DMK)	4 d	0014	0017		
Beckenham Junction (BKJ)	4 d			0014	
Kent House (KTH)	4 d			0017	
Penge East (PNE)	d			0019	
Sydenham Hill (SYH)	d			0022	
West Dulwich (WDU)	d			0025	
Herne Hill (HNN)	4 a			0027	
Herne Hill (HNN)	4 d			0028	
Loughborough Jn (LGJ)	d				
Elephant & Castle (EPH)	⊖ d	0024			
London Blackfriars (BFR)	⊖ 3 a	0029			
City Thameslink (CTK)	⊖ 3 a				
Farringdon (ZFD)	⊖ 3 a				
St Pancras International (STP)	⊖ 15 a				
Kentish Town (KTN)	⊖ a				
West Hampstead Thameslink (WHP)	⊖ a				
St Albans City (SAC)	a				
Luton Airport Parkway (LTN)	← 7 a				
Luton (LUT)	10 a				
Brixton (BRX)	⊖ d			0031	
London Victoria (VIC)	⊖ 10 a	0024	0016	0038	0030
London Bridge (LBG)	⊖ 4 a				
London Waterloo (East) (WAE)	⊖ a				
London Charing Cross (CHX)	⊖ 4 a				

NOTES (see introductory pages for explanation of train operator codes and standard symbols)

- a Arrival time
- d Departure time
- D From Ashford International
- E From Ramsgate
- H From Gravesend
- SUM Sunday mornings

Sevenoaks, Swanley, Orpington, Bromley South, Catford, Denmark Hill, Beckenham Junction and Herne Hill to London

Sundays

Operator Days of operation/Notes	SE A	TL	SE	SE B	TL	SE C	SE	SE D	SE E	SE B	TL	SE	SE B	TL	SE F	
Sevenoaks (SEV)	4 d										0728			0758		
Bat & Ball (BBL)	d										0731			0801		
Otford (OTF)	4 d							0731			0735			0805		
Shoreham (Kent) (SEH)	d										0738			0808		
Eynsford (EYN)	d										0741			0811		
Swanley (SAY)	4 d					0720		0741	0745		0747			0817		
St Mary Cray (SMY)	d					0724		0745	0749		0751			0821		
Orpington (ORP)	4 d		0646	0650		0716		0720				0750				
Petts Wood (PET)	4 d		0649	0654		0719		0724				0754				
Bickley (BKL)	4 d		0656	0659		0726		0729			0756	0759		0826		
Bromley South (BMS)	4 a		0658	0702		0728	0729	0732	0752	0755	0758	0802		0828		
Bromley South (BMS)	4 d		0659	0703		0729	0730	0733	0752	0755	0759	0803		0829	0830	
Shortlands (SRT)	4 d		0701	0706		0731		0736			0801	0806		0831		
Ravensbourne (RVB)	d		0704			0734					0804			0834		
Beckenham Hill (BEC)	d		0706			0736					0806			0836		
Bellingham (BGM)	d		0708			0738					0808			0838		
Catford (CTF)	d		0711			0741					0811			0841		
Crofton Park (CFT)	d		0714			0744					0814			0844		
Nunhead (NHD)	4 d	0707	0717		0738	0747					0807	0817		0837	0847	
Peckham Rye (PMR)	4 d	0710	0720		0741	0750					0810	0820		0840	0850	
Denmark Hill (DMK)	4 d	0714	0723		0744	0753				0807	0814	0823		0844	0853	
Beckenham Junction (BKJ)	4 d			0709				0739				0809				
Kent House (KTH)	4 d			0712				0742				0812				
Penge East (PNE)	d			0714				0744				0814				
Sydenham Hill (SYH)	d			0717				0747				0817				
West Dulwich (WDU)	d			0720				0750				0820				
Herne Hill (HNN)	4 a			0722				0752				0822				
Herne Hill (HNN)	4 d			0723				0753				0823				
Loughborough Jn (LGJ)	d															
Elephant & Castle (EPH)	⊖ d															
London Blackfriars (BFR)	⊖ 3 a															
City Thameslink (CTK)	⊖ 3 a															
Farringdon (ZFD)	⊖ 3 a															
St Pancras International (STP)	⊖ 15 a															
Kentish Town (KTN)	⊖ a															
West Hampstead Thameslink (WHP)	⊖ a															
St Albans City (SAC)	a															
Luton Airport Parkway (LTN)	← 7 a															
Luton (LUT)	10 a															
Brixton (BRX)	⊖ d			0726				0756				0826				
London Victoria (VIC)	⊖ 10 a	0724	0736	0733	0755	0806	0747	0803	0808	0818	0824	0836	0833	0854	0906	0847

NOTES (see introductory pages for explanation of train operator codes and standard symbols)

- a Arrival time
- d Departure time
- A From Barnehurst
- B From Dartford
- C From Gillingham (Kent)
- D From Ashford International
- E From Faversham
- F From Ramsgate

Sevenoaks, Swanley, Orpington, Bromley South, Catford, Denmark Hill, Beckenham Junction and Herne Hill to London

Sundays

Operator Days of operation/Notes	SE	SE G	SE B	TL	SE H	SE	SE D	SE B	TL J	TL	SE F	SE	SE G	SE B	TL J
Sevenoaks (SEV)	4	d		0828						0858					
Bat & Ball (BBL)		d		0831						0901					
Otford (OTF)	4	d		0835			0855			0905					
Shoreham (Kent) (SEH)		d		0838						0908					
Eynsford (EYN)		d		0841						0911					
Swanley (SAY)	4	d	0844	0847			0905			0917			0944		
St Mary Cray (SMY)		d	0848	0851			0909			0921			0948		
Orpington (ORP)	4	d	0820				0850					0920			
Petts Wood (PET)	4	d	0824				0854					0924			
Bickley (BKL)	4	d	0829		0856		0859			0926		0929			
Bromley South (BMS)	4	a	0832	0854	0858		0902	0917		0928		0932	0954		
Bromley South (BMS)	4	d	0833	0855	0859	0900	0903	0918		0929	0930	0933	0955		
Shortlands (SRT)	4	d	0836		0901		0906			0931		0936			
Ravensbourne (RVB)		d			0904					0934					
Beckenham Hill (BEC)		d			0906					0936					
Bellingham (BGM)		d			0908					0938					
Catford (CTF)		d			0911					0941					
Crofton Park (CFT)		d			0914					0944					
Nunhead (NHD)	4	d		0907	0917			0937		0947				1007	
Peckham Rye (PMR)	4	d		0910	0920			0940		0950				1010	
Denmark Hill (DMK)	4	d	0907	0914	0923			0944		0953			1007	1014	
Beckenham Junction (BKJ)	4	d	0839				0909					0939			
Kent House (KTH)	4	d	0842				0912					0942			
Penge East (PNE)		d	0844				0914					0944			
Sydenham Hill (SYH)		d	0847				0917					0947			
West Dulwich (WDU)		d	0850				0920					0950			
Herne Hill (HNH)	4	a	0852				0922					0952			
Herne Hill (HNH)	4	d	0853				0923			0946		0953			1016
Loughborough Jn (LGJ)		d							0949						1019
Elephant & Castle (EPH)	⊖	d			0930				0954	1000					1024
London Blackfriars (BFR)	⊖	3	a		0934				0958	1004					1028
City Thameslink (CTK)	⊖	3	a												
Farringdon (ZFD)	⊖	3	a						1003						1033
St Pancras International (STP)	⊖	15	a						1007						1037
Kentish Town (KTN)	⊖	a							1012						1042
West Hampstead Thameslink (WHP)	⊖	a							1016						1046
St Albans City (SAC)		a							1041						1111
Luton Airport Parkway (LTN)	←	7	a						1053						1123
Luton (LUT)		10	a						1057						1127
Brixton (BRX)	⊖	d	0856				0926					0956			
London Victoria (VIC)	⊖	10	a	0903	0918	0924	0916	0933	0936	0954		0947	1003	1018	1024

NOTES (see introductory pages for explanation of train operator codes and standard symbols)

- a Arrival time
- d Departure time
- B From Dartford
- D From Ashford International
- F From Ramsgate
- G From Dover Priory
- H Runs until 6 October. From Ramsgate
- J From Sutton (Surrey)

Sevenoaks, Swanley, Orpington, Bromley South, Catford, Denmark Hill, Beckenham Junction and Herne Hill to London

Sundays

Operator Days of operation/Notes	TL	SE H	SE	SE D	SE B	TL J	TL	SE F	SE	TL J	SE G	SE B	TL J	TL	SE
Sevenoaks (SEV)	4 d	0928					0958							1028	
Bat & Ball (BBL)	d	0931					1001							1031	
Otford (OTF)	4 d	0935		0955			1005							1035	
Shoreham (Kent) (SEH)	d	0938					1008							1038	
Eynsford (EYN)	d	0941					1011							1041	
Swanley (SAY)	4 d	0947		1005			1017				1044			1047	
St Mary Cray (SMY)	d	0951		1009			1021				1048			1051	
Orpington (ORP)	4 d		0950						1020						1050
Petts Wood (PET)	4 d		0954						1024						1054
Bickley (BKL)	4 d	0956		0959			1026		1029					1056	1059
Bromley South (BMS)	4 a	0958		1002	1017		1028		1032		1054			1058	1102
Bromley South (BMS)	4 d	0959	1000	1003	1018		1029	1030	1033		1055			1059	1103
Shortlands (SRT)	4 d	1001		1006			1031		1036					1101	1106
Ravensbourne (RVB)	d	1004					1034							1104	
Beckenham Hill (BEC)	d	1006					1036							1106	
Bellingham (BGM)	d	1008					1038							1108	
Catford (CTF)	d	1011					1041							1111	
Crofton Park (CFT)	d	1014					1044							1114	
Nunhead (NHD)	4 d	1017			1037		1047					1107		1117	
Peckham Rye (PMR)	4 d	1020			1040		1050					1110		1120	
Denmark Hill (DMK)	4 d	1023			1044		1053				1107	1114		1123	
Beckenham Junction (BKJ)	4 d		1009						1039						1109
Kent House (KTH)	4 d		1012						1042						1112
Penge East (PNE)	d		1014						1044						1114
Sydenham Hill (SYH)	d		1017						1047						1117
West Dulwich (WDU)	d		1020						1050						1120
Herne Hill (HNH)	4 a		1022						1052						1122
Herne Hill (HNH)	4 d		1023			1046			1053	1111			1116		1123
Loughborough Jn (LGJ)	d					1049				1114			1119		
Elephant & Castle (EPH)	⊖ d	1030				1054	1100			1119			1124	1130	
London Blackfriars (BFR)	⊖ 3 a	1034				1058	1104			1123			1128	1134	
City Thameslink (CTK)	⊖ 3 a														
Farringdon (ZFD)	⊖ 3 a					1103							1133		
St Pancras International (STP)	⊖ 15 a					1107							1137		
Kentish Town (KTN)	⊖ a					1112							1142		
West Hampstead Thameslink (WHP)	⊖ a					1116							1146		
St Albans City (SAC)	a					1141							1211		
Luton Airport Parkway (LTN)	← 7 a					1153							1223		
Luton (LUT)	10 a					1157							1227		
Brixton (BRX)	⊖ d		1026						1056						1126
London Victoria (VIC)	⊖ 10 a		1016	1033	1036	1054		1047	1103		1118	1124			1133

NOTES (see introductory pages for explanation of train operator codes and standard symbols)

- a Arrival time
- d Departure time
- B From Dartford
- D From Ashford International
- F From Ramsgate
- G From Dover Priory
- H Runs until 6 October. From Ramsgate
- J From Sutton (Surrey)

Sevenoaks, Swanley, Orpington, Bromley South, Catford, Denmark Hill, Beckenham Junction and Herne Hill to London

Sundays

Operator Days of operation/Notes	SE D	SE B	TL J	TL	SE F	SE	TL J	SE G	SE B	TL J	TL	SE	TL J	SE D	SE B
Sevenoaks (SEV)	4	d		1058							1128				
Bat & Ball (BBL)		d		1101							1131				
Otford (OTF)	4	d	1055	1105							1135			1155	
Shoreham (Kent) (SEH)		d		1108							1138				
Eynsford (EYN)		d		1111							1141				
Swanley (SAY)	4	d	1105	1117				1144			1147			1205	
St Mary Cray (SMY)		d	1109	1121				1148			1151			1209	
Orpington (ORP)	4	d					1120					1150			
Petts Wood (PET)	4	d					1124					1154			
Bickley (BKL)	4	d		1126			1129				1156	1159			
Bromley South (BMS)	4	a	1117	1128			1132			1154	1158	1202		1217	
Bromley South (BMS)	4	d	1118	1129	1130	1133		1155			1159	1203		1218	
Shortlands (SRT)	4	d		1131		1136					1201	1206			
Ravensbourne (RVB)		d		1134							1204				
Beckenham Hill (BEC)		d		1136							1206				
Bellingham (BGM)		d		1138							1208				
Catford (CTF)		d		1141							1211				
Crofton Park (CFT)		d		1144							1214				
Nunhead (NHD)	4	d		1137		1147				1207	1217				1237
Peckham Rye (PMR)	4	d		1140		1150				1210	1220				1240
Denmark Hill (DMK)	4	d		1144		1153				1207	1214	1223			1244
Beckenham Junction (BKJ)	4	d					1139					1209			
Kent House (KTH)	4	d					1142					1212			
Penge East (PNE)		d					1144					1214			
Sydenham Hill (SYH)		d					1147					1217			
West Dulwich (WDU)		d					1150					1220			
Herne Hill (HNH)	4	a					1152					1222			
Herne Hill (HNH)	4	d		1141			1153	1156			1211	1223	1226		
Loughborough Jn (LGJ)		d		1144				1159			1214		1229		
Elephant & Castle (EPH)	⊖	d		1149	1200			1204			1219	1230	1234		
London Blackfriars (BFR)	⊖	3	a	1153	1204			1208			1223	1234	1238		
City Thameslink (CTK)	⊖	3	a												
Farringdon (ZFD)	⊖	3	a	1158				1213			1228		1243		
St Pancras International (STP)	⊖	15	a	1202				1217			1232		1247		
Kentish Town (KTN)	⊖	a		1207				1222			1237		1252		
West Hampstead Thameslink (WHP)	⊖	a		1211				1226			1241		1256		
St Albans City (SAC)		a		1236				1251			1306		1321		
Luton Airport Parkway (LTN)	←	7	a					1302					1332		
Luton (LUT)		10	a					1307					1337		
Brixton (BRX)	⊖	d					1156					1226			
London Victoria (VIC)	⊖	10	a	1136	1154		1147	1203		1218	1224		1233	1236	1254

NOTES (see introductory pages for explanation of train operator codes and standard symbols)

- a Arrival time
- d Departure time
- B From Dartford
- D From Ashford International
- F From Ramsgate
- G From Dover Priory
- J From Sutton (Surrey)

Sevenoaks, Swanley, Orpington, Bromley South, Catford, Denmark Hill, Beckenham Junction and Herne Hill to London

Sundays

Operator Days of operation/Notes	TL	TL	SE	SE	TL	SE	SE	TL	TL	SE	TL	SE	SE	TL	TL
	J	J	F	F	J	G	B	J	J	J	J	D	B	J	J
Sevenoaks (SEV)	4	d		1158							1228				1258
Bat & Ball (BBL)		d		1201							1231				1301
Otford (OTF)	4	d		1205							1235			1255	1305
Shoreham (Kent) (SEH)		d		1208							1238				1308
Eynsford (EYN)		d		1211							1241				1311
Swanley (SAY)	4	d		1217				1244			1247			1305	1317
St Mary Cray (SMY)		d		1221				1248			1251			1309	1321
Orpington (ORP)	4	d				1220						1250			
Petts Wood (PET)	4	d				1224						1254			
Bickley (BKL)	4	d		1226		1229					1256	1259			1326
Bromley South (BMS)	4	a		1228		1232		1254			1258	1302		1317	1328
Bromley South (BMS)	4	d		1229	1230	1233		1255			1259	1303		1318	1329
Shortlands (SRT)	4	d		1231		1236					1301	1306			1331
Ravensbourne (RVB)		d		1234							1304				1334
Beckenham Hill (BEC)		d		1236							1306				1336
Bellingham (BGM)		d		1238							1308				1338
Catford (CTF)		d		1241							1311				1341
Crofton Park (CFT)		d		1244							1314				1344
Nunhead (NHD)	4	d		1247					1307		1317			1337	1347
Peckham Rye (PMR)	4	d		1250					1310		1320			1340	1350
Denmark Hill (DMK)	4	d		1253				1307	1314		1323			1344	1353
Beckenham Junction (BKJ)	4	d				1239						1309			
Kent House (KTH)	4	d				1242						1312			
Penge East (PNE)		d				1244						1314			
Sydenham Hill (SYH)		d				1247						1317			
West Dulwich (WDU)		d				1250						1320			
Herne Hill (HNH)	4	a				1252						1322			
Herne Hill (HNH)	4	d	1241			1253	1256			1311		1323	1326		1341
Loughborough Jn (LGJ)		d	1244				1259			1314			1329		1344
Elephant & Castle (EPH)	⊖	d	1249	1300			1304			1319	1330		1334		1349
London Blackfriars (BFR)	⊖	3	a	1253	1304			1308		1323	1334		1338		1353
City Thameslink (CTK)	3	a													1404
Farringdon (ZFD)	⊖	3	a	1258			1313			1328			1343		1358
St Pancras International (STP)	⊕	⊖	15	a	1302			1317		1332			1347		1402
Kentish Town (KTN)	⊖	a	1307				1322			1337			1352		1407
West Hampstead Thameslink (WHP)	⊖	a	1311				1326			1341			1356		1411
St Albans City (SAC)		a	1336				1351			1406			1421		1436
Luton Airport Parkway (LTN)	←	7	a				1402						1432		
Luton (LUT)		10	a				1407						1437		
Brixton (BRX)	⊖	d				1256						1326			
London Victoria (VIC)	⊖	10	a			1247	1303		1318	1324			1333		1336
													1354		

NOTES (see introductory pages for explanation of train operator codes and standard symbols)

- a Arrival time
- d Departure time
- B From Dartford
- D From Ashford International
- F From Ramsgate
- G From Dover Priory
- J From Sutton (Surrey)

Sevenoaks, Swanley, Orpington, Bromley South, Catford, Denmark Hill, Beckenham Junction and Herne Hill to London

Sundays

Operator Days of operation/Notes	SE F	SE	TL J	SE G	SE B	TL J	TL	SE	TL J	SE D	SE B	TL J	TL	SE F	SE
Sevenoaks (SEV)	4	d					1328						1358		
Bat & Ball (BBL)		d					1331						1401		
Otford (OTF)	4	d					1335			1355			1405		
Shoreham (Kent) (SEH)		d					1338						1408		
Eynsford (EYN)		d					1341						1411		
Swanley (SAY)	4	d			1344		1347			1405			1417		
St Mary Cray (SMY)		d			1348		1351			1409			1421		
Orpington (ORP)	4	d		1320				1350							1420
Petts Wood (PET)	4	d		1324				1354							1424
Bickley (BKL)	4	d		1329			1356	1359					1426		1429
Bromley South (BMS)	4	a		1332		1354	1358	1402		1417			1428		1432
Bromley South (BMS)	4	d	1330	1333		1355	1359	1403		1418			1429	1430	1433
Shortlands (SRT)	4	d		1336			1401	1406					1431		1436
Ravensbourne (RVB)		d					1404						1434		
Beckenham Hill (BEC)		d					1406						1436		
Bellingham (BGM)		d					1408						1438		
Catford (CTF)		d					1411						1441		
Crofton Park (CFT)		d					1414						1444		
Nunhead (NHD)	4	d				1407	1417				1437		1447		
Peckham Rye (PMR)	4	d				1410	1420				1440		1450		
Denmark Hill (DMK)	4	d			1407	1414	1423				1444		1453		
Beckenham Junction (BKJ)	4	d		1339				1409							1439
Kent House (KTH)	4	d		1342				1412							1442
Penge East (PNE)		d		1344				1414							1444
Sydenham Hill (SYH)		d		1347				1417							1447
West Dulwich (WDU)		d		1350				1420							1450
Herne Hill (HNH)	4	a		1352				1422							1452
Herne Hill (HNH)	4	d		1353			1411	1423	1426			1441			1453
Loughborough Jn (LGJ)		d		1359			1414		1429			1444			
Elephant & Castle (EPH)	⊖	d		1404			1419	1430	1434			1449	1500		
London Blackfriars (BFR)	⊖ 8	a		1408			1423	1434	1438			1453	1504		
City Thameslink (CTK)	⊖ 8	a													
Farringdon (ZFD)	⊖ 8	a		1413			1428		1443			1458			
St Pancras International (STP)	⊖ 15	a		1417			1432		1447			1502			
Kentish Town (KTN)	⊖	a		1422			1437		1452			1507			
West Hampstead Thameslink (WHP)	⊖	a		1426			1441		1456			1511			
St Albans City (SAC)		a		1451			1506		1521			1536			
Luton Airport Parkway (LTN)	← 7	a		1502					1532						
Luton (LUT)	10	a		1507					1537						
Brixton (BRX)	⊖	d		1356				1426							1456
London Victoria (VIC)	⊖ 10	a	1347	1403		1418	1424	1433		1436	1454			1447	1503

NOTES (see introductory pages for explanation of train operator codes and standard symbols)

- a Arrival time
- d Departure time
- B From Dartford
- D From Ashford International
- F From Ramsgate
- G From Dover Priory
- J From Sutton (Surrey)

Sevenoaks, Swanley, Orpington, Bromley South, Catford, Denmark Hill, Beckenham Junction and Herne Hill to London

Sundays

Operator Days of operation/Notes	TL J	SE G	SE B	TL J	TL	SE	TL J	SE D	SE B	TL J	TL	SE F	SE	TL J	SE G
Sevenoaks (SEV)	4	d			1428						1458				
Bat & Ball (BBL)		d			1431						1501				
Otford (OTF)	4	d			1435			1455			1505				
Shoreham (Kent) (SEH)		d			1438						1508				
Eynsford (EYN)		d			1441						1511				
Swanley (SAY)	4	d	1444		1447			1505			1517				1544
St Mary Cray (SMY)		d	1448		1451			1509			1521				1548
Orpington (ORP)	4	d				1450							1520		
Petts Wood (PET)	4	d				1454							1524		
Bickley (BKL)	4	d			1456	1459					1526		1529		
Bromley South (BMS)	4	a	1454		1458	1502		1517			1528		1532		1554
Bromley South (BMS)	4	d	1455		1459	1503		1518			1529	1530	1533		1555
Shortlands (SRT)	4	d			1501	1506					1531		1536		
Ravensbourne (RVB)		d			1504						1534				
Beckenham Hill (BEC)		d			1506						1536				
Bellingham (BGM)		d			1508						1538				
Catford (CTF)		d			1511						1541				
Crofton Park (CFT)		d			1514						1544				
Nunhead (NHD)	4	d		1507	1517				1537		1547				
Peckham Rye (PMR)	4	d		1510	1520				1540		1550				
Denmark Hill (DMK)	4	d	1507	1514	1523				1544		1553				1607
Beckenham Junction (BKJ)	4	d				1509							1539		
Kent House (KTH)	4	d				1512							1542		
Penge East (PNE)		d				1514							1544		
Sydenham Hill (SYH)		d				1517							1547		
West Dulwich (WDU)		d				1520							1550		
Herne Hill (HNH)	4	a				1522							1552		
Herne Hill (HNH)	4	d	1456		1511	1523	1526			1541			1553	1556	
Loughborough Jn (LGJ)		d	1459		1514		1529			1544				1559	
Elephant & Castle (EPH)	⊖	d	1504		1519	1530	1534			1549	1600			1604	
London Blackfriars (BFR)	⊖	3 a	1508		1523	1534	1538			1553	1604			1608	
City Thameslink (CTK)	⊖	3 a													
Farringdon (ZFD)	⊖	3 a	1513		1528		1543			1558				1613	
St Pancras International (STP)	⊖	15 a	1517		1532		1547			1602				1617	
Kentish Town (KTN)	⊖	a	1522		1537		1552			1607				1622	
West Hampstead Thameslink (WHP)	⊖	a	1526		1541		1556			1611				1626	
St Albans City (SAC)		a	1551		1606		1621			1636				1651	
Luton Airport Parkway (LTN)	←	7 a	1602				1632							1702	
Luton (LUT)	⊖	10 a	1607				1637							1707	
Brixton (BRX)	⊖	d				1526							1556		
London Victoria (VIC)	⊖	10 a	1518	1524		1533		1536	1554			1547	1603		1618

NOTES (see introductory pages for explanation of train operator codes and standard symbols)

- a Arrival time
- d Departure time
- B From Dartford
- D From Ashford International
- F From Ramsgate
- G From Dover Priory
- J From Sutton (Surrey)

Sevenoaks, Swanley, Orpington, Bromley South, Catford, Denmark Hill, Beckenham Junction and Herne Hill to London

Sundays

Operator Days of operation/Notes	SE B	TL J	TL	SE	TL J	SE D	SE B	TL J	TL	SE F	SE	TL J	SE G	SE B	TL J
Sevenoaks (SEV)	4	d	1528						1558						
Bat & Ball (BBL)		d	1531						1601						
Otford (OTF)	4	d	1535			1555			1605						
Shoreham (Kent) (SEH)		d	1538						1608						
Eynsford (EYN)		d	1541						1611						
Swanley (SAY)	4	d	1547			1605			1617				1644		
St Mary Cray (SMY)		d	1551			1609			1621				1648		
Orpington (ORP)	4	d		1550							1620				
Petts Wood (PET)	4	d		1554							1624				
Bickley (BKL)	4	d	1556	1559					1626		1629				
Bromley South (BMS)	4	a	1558	1602		1617			1628		1632		1654		
Bromley South (BMS)	4	d	1559	1603		1618			1629	1630	1633		1655		
Shortlands (SRT)	4	d	1601	1606					1631		1636				
Ravensbourne (RVB)		d	1604						1634						
Beckenham Hill (BEC)		d	1606						1636						
Bellingham (BGM)		d	1608						1638						
Catford (CTF)		d	1611						1641						
Crofton Park (CFT)		d	1614						1644						
Nunhead (NHD)	4	d	1607	1617			1637		1647					1707	
Peckham Rye (PMR)	4	d	1610	1620			1640		1650					1710	
Denmark Hill (DMK)	4	d	1614	1623			1644		1653				1707	1714	
Beckenham Junction (BKJ)	4	d		1609							1639				
Kent House (KTH)	4	d		1612							1642				
Penge East (PNE)		d		1614							1644				
Sydenham Hill (SYH)		d		1617							1647				
West Dulwich (WDU)		d		1620							1650				
Herne Hill (HNH)	4	a		1622							1652				
Herne Hill (HNH)	4	d	1611	1623	1626			1641			1653	1656			1711
Loughborough Jn (LGJ)		d	1614		1629			1644				1659			1714
Elephant & Castle (EPH)	⊖	d	1619	1630	1634			1649	1700			1704			1719
London Blackfriars (BFR)	⊖	3 a	1623	1634	1638			1653	1704			1708			1723
City Thameslink (CTK)	⊖	3 a													
Farringdon (ZFD)	⊖	3 a	1628		1643			1658				1713			1728
St Pancras International (STP)	⊖	15 a	1632		1647			1702				1717			1732
Kentish Town (KTN)	⊖	a	1637		1652			1707				1722			1737
West Hampstead Thameslink (WHP)	⊖	a	1641		1656			1711				1726			1741
St Albans City (SAC)		a	1706		1721			1736				1751			1806
Luton Airport Parkway (LTN)	←	7 a			1732							1802			
Luton (LUT)	⊖	10 a			1737							1807			
Brixton (BRX)	⊖	d		1626							1656				
London Victoria (VIC)	⊖	10 a	1624		1633		1636	1654		1647	1703		1718	1724	

NOTES (see introductory pages for explanation of train operator codes and standard symbols)

- a Arrival time
- d Departure time
- B From Dartford
- D From Ashford International
- F From Ramsgate
- G From Dover Priory
- J From Sutton (Surrey)

Sevenoaks, Swanley, Orpington, Bromley South, Catford, Denmark Hill, Beckenham Junction and Herne Hill to London

Sundays

Operator Days of operation/Notes	TL	SE	TL J	SE D	SE B	TL J	TL	SE F	SE	TL J	SE G	SE B	TL J	TL	SE
Sevenoaks (SEV)	4 d	1628					1658							1728	
Bat & Ball (BBL)	d	1631					1701							1731	
Otford (OTF)	4 d	1635		1655			1705							1735	
Shoreham (Kent) (SEH)	d	1638					1708							1738	
Eynsford (EYN)	d	1641					1711							1741	
Swanley (SAY)	4 d	1647		1705			1717				1744			1747	
St Mary Cray (SMY)	d	1651		1709			1721				1748			1751	
Orpington (ORP)	4 d		1650						1720						1750
Petts Wood (PET)	4 d		1654						1724						1754
Bickley (BKL)	4 d	1656	1659				1726		1729					1756	1759
Bromley South (BMS)	4 a	1658	1702		1717		1728		1732		1754			1758	1802
Bromley South (BMS)	4 d	1659	1703		1718		1729	1730	1733		1755			1759	1803
Shortlands (SRT)	4 d	1701	1706				1731		1736					1801	1806
Ravensbourne (RVB)	d	1704					1734							1804	
Beckenham Hill (BEC)	d	1706					1736							1806	
Bellingham (BGM)	d	1708					1738							1808	
Catford (CTF)	d	1711					1741							1811	
Crofton Park (CFT)	d	1714					1744							1814	
Nunhead (NHD)	4 d	1717			1737		1747					1807		1817	
Peckham Rye (PMR)	4 d	1720			1740		1750					1810		1820	
Denmark Hill (DMK)	4 d	1723			1744		1753				1807	1814		1823	
Beckenham Junction (BKJ)	4 d		1709						1739						1809
Kent House (KTH)	4 d		1712						1742						1812
Penge East (PNE)	d		1714						1744						1814
Sydenham Hill (SYH)	d		1717						1747						1817
West Dulwich (WDU)	d		1720						1750						1820
Herne Hill (HNH)	4 a		1722						1752						1822
Herne Hill (HNH)	4 d		1723						1753	1756				1811	1823
Loughborough Jn (LGJ)	d			1726			1741			1759				1814	
Elephant & Castle (EPH)	⊖ d	1730		1734			1749	1800		1804				1819	1830
London Blackfriars (BFR)	⊖ 3 a	1734		1738			1753	1804		1808				1823	1834
City Thameslink (CTK)	3 a														
Farringdon (ZFD)	⊖ 3 a			1743			1758			1813				1828	
St Pancras International (STP)	⊖ 15 a			1747			1802			1817				1832	
Kentish Town (KTN)	⊖ a			1752			1807			1822				1837	
West Hampstead Thameslink (WHP)	⊖ a			1756			1811			1826				1841	
St Albans City (SAC)	a			1821			1836			1851				1906	
Luton Airport Parkway (LTN)	← 7 a			1832						1902					
Luton (LUT)	10 a			1837						1907					
Brixton (BRX)	⊖ d		1726						1756						1826
London Victoria (VIC)	⊖ 10 a		1733		1736	1754		1747	1803		1818	1824			1833

NOTES (see introductory pages for explanation of train operator codes and standard symbols)

- a Arrival time
- d Departure time
- B From Dartford
- D From Ashford International
- F From Ramsgate
- G From Dover Priory
- J From Sutton (Surrey)

Sevenoaks, Swanley, Orpington, Bromley South, Catford, Denmark Hill, Beckenham Junction and Herne Hill to London

Sundays

Operator Days of operation/Notes	TL J	SE D	SE B	TL J	TL	SE F	SE	TL J	SE G	SE B	TL J	TL	SE H	SE	TL J
Sevenoaks (SEV)	4	d			1758							1828			
Bat & Ball (BBL)		d			1801							1831			
Otford (OTF)	4	d	1755		1805							1835			
Shoreham (Kent) (SEH)		d			1808							1838			
Eynsford (EYN)		d			1811							1841			
Swanley (SAY)	4	d	1805		1817				1844			1847			
St Mary Cray (SMY)		d	1809		1821				1848			1851			
Orpington (ORP)	4	d					1820							1850	
Petts Wood (PET)	4	d					1824							1854	
Bickley (BKL)	4	d			1826		1829					1856		1859	
Bromley South (BMS)	4	a	1817		1828		1832		1854			1858		1902	
Bromley South (BMS)	4	d	1818		1829	1830	1833		1855			1859	1900	1903	
Shortlands (SRT)	4	d			1831		1836					1901		1906	
Ravensbourne (RVB)		d			1834							1904			
Beckenham Hill (BEC)		d			1836							1906			
Bellingham (BGM)		d			1838							1908			
Catford (CTF)		d			1841							1911			
Crofton Park (CFT)		d			1844							1914			
Nunhead (NHD)	4	d		1837	1847					1907		1917			
Peckham Rye (PMR)	4	d		1840	1850					1910		1920			
Denmark Hill (DMK)	4	d		1844	1853				1907	1914		1923			
Beckenham Junction (BKJ)	4	d					1839							1909	
Kent House (KTH)	4	d					1842							1912	
Penge East (PNE)		d					1844							1914	
Sydenham Hill (SYH)		d					1847							1917	
West Dulwich (WDU)		d					1850							1920	
Herne Hill (HNH)	4	a					1852							1922	
Herne Hill (HNH)	4	d	1826		1841		1853	1856			1911			1923	1926
Loughborough Jn (LGJ)		d	1829		1844			1859			1914				1929
Elephant & Castle (EPH)	⊖	d	1834		1849	1900		1904			1919	1930			1934
London Blackfriars (BFR)	⊖	3	1838		1853	1904		1908			1923	1934			1938
City Thameslink (CTK)	⊖	3	a												
Farringdon (ZFD)	⊖	3	a	1843	1858			1913			1928				1943
St Pancras International (STP)	⊖	15	a	1847	1902			1917			1932				1947
Kentish Town (KTN)	⊖	a	1852		1907			1922			1937				1952
West Hampstead Thameslink (WHP)	⊖	a	1856		1911			1926			1941				1956
St Albans City (SAC)		a	1921		1936			1951			2006				2021
Luton Airport Parkway (LTN)	←	7	a	1932				2002							2032
Luton (LUT)	⊖	10	a	1937				2007							2037
Brixton (BRX)	⊖	d					1856							1926	
London Victoria (VIC)	⊖	10	a		1836	1854		1847	1903		1918	1924		1916	1933

NOTES (see introductory pages for explanation of train operator codes and standard symbols)

- a Arrival time
- d Departure time
- B From Dartford
- D From Ashford International
- F From Ramsgate
- G From Dover Priory
- H Runs until 6 October. From Ramsgate
- J From Sutton (Surrey)

Sevenoaks, Swanley, Orpington, Bromley South, Catford, Denmark Hill, Beckenham Junction and Herne Hill to London

Sundays

Operator Days of operation/Notes	SE D	SE B	TL J	TL	SE F	SE	TL J	SE G	SE B	TL J	TL	SE H	SE	TL J	SE D
Sevenoaks (SEV)	4	d		1858							1928				
Bat & Ball (BBL)		d		1901							1931				
Otford (OTF)	4	d	1855	1905							1935				1955
Shoreham (Kent) (SEH)		d		1908							1938				
Eynsford (EYN)		d		1911							1941				
Swanley (SAY)	4	d	1905	1917				1944			1947				2005
St Mary Cray (SMY)		d	1909	1921				1948			1951				2009
Orpington (ORP)	4	d					1920							1950	
Petts Wood (PET)	4	d					1924							1954	
Bickley (BKL)	4	d		1926			1929				1956			1959	
Bromley South (BMS)	4	a	1917	1928			1932			1954	1958			2002	2017
Bromley South (BMS)	4	d	1918	1929	1930	1933		1955			1959	2000	2003		2018
Shortlands (SRT)	4	d		1931		1936					2001		2006		
Ravensbourne (RVB)		d		1934							2004				
Beckenham Hill (BEC)		d		1936							2006				
Bellingham (BGM)		d		1938							2008				
Catford (CTF)		d		1941							2011				
Crofton Park (CFT)		d		1944							2014				
Nunhead (NHD)	4	d		1937		1947				2007	2017				
Peckham Rye (PMR)	4	d		1940		1950				2010	2020				
Denmark Hill (DMK)	4	d		1944		1953				2007	2014				
Beckenham Junction (BKJ)	4	d					1939							2009	
Kent House (KTH)	4	d					1942							2012	
Penge East (PNE)		d					1944							2014	
Sydenham Hill (SYH)		d					1947							2017	
West Dulwich (WDU)		d					1950							2020	
Herne Hill (HNH)	4	a					1952							2022	
Herne Hill (HNH)	4	d		1941			1953			2011				2023	2026
Loughborough Jn (LGJ)		d		1944						2014					2029
Elephant & Castle (EPH)	⊖	d		1949	2000			2004		2019	2030				2034
London Blackfriars (BFR)	⊖	3	a	1953	2004			2008		2023	2034				2038
City Thameslink (CTK)	⊖	3	a												
Farringdon (ZFD)	⊖	3	a	1958				2013		2028					2043
St Pancras International (STP)	⊖	15	a	2002				2017		2032					2047
Kentish Town (KTN)	⊖	a		2007				2022		2037					2052
West Hampstead Thameslink (WHP)	⊖	a		2011				2026		2041					2056
St Albans City (SAC)		a		2036				2051		2106					2121
Luton Airport Parkway (LTN)	←	7	a					2102							2132
Luton (LUT)		10	a					2107							2137
Brixton (BRX)	⊖	d					1956							2026	
London Victoria (VIC)	⊖	10	a	1936	1954		1947	2003		2018	2024		2016	2033	2036

NOTES (see introductory pages for explanation of train operator codes and standard symbols)

- a Arrival time
- d Departure time
- B From Dartford
- D From Ashford International
- F From Ramsgate
- G From Dover Priory
- H Runs until 6 October. From Ramsgate
- J From Sutton (Surrey)

Sevenoaks, Swanley, Orpington, Bromley South, Catford, Denmark Hill, Beckenham Junction and Herne Hill to London

Sundays

Operator Days of operation/Notes	SE B	TL J	TL	SE F	SE	TL J	SE G	SE B	TL J	TL	SE	TL J	SE D	SE B	TL J
Sevenoaks (SEV)	4	d	1958							2028					
Bat & Ball (BBL)		d	2001							2031					
Otford (OTF)	4	d	2005							2035			2055		
Shoreham (Kent) (SEH)		d	2008							2038					
Eynsford (EYN)		d	2011							2041					
Swanley (SAY)	4	d	2017				2044			2047			2105		
St Mary Cray (SMY)		d	2021				2048			2051			2109		
Orpington (ORP)	4	d			2020						2050				
Petts Wood (PET)	4	d			2024						2054				
Bickley (BKL)	4	d	2026		2029					2056	2059				
Bromley South (BMS)	4	a	2028		2032		2054			2058	2102		2117		
Bromley South (BMS)	4	d	2029	2030	2033		2055			2059	2103		2118		
Shortlands (SRT)	4	d	2031		2036					2101	2106				
Ravensbourne (RVB)		d	2034							2104					
Beckenham Hill (BEC)		d	2036							2106					
Bellingham (BGM)		d	2038							2108					
Catford (CTF)		d	2041							2111					
Crofton Park (CFT)		d	2044							2114					
Nunhead (NHD)	4	d	2037		2047				2107		2117			2137	
Peckham Rye (PMR)	4	d	2040		2050				2110		2120			2140	
Denmark Hill (DMK)	4	d	2044		2053			2107	2114		2123			2144	
Beckenham Junction (BKJ)	4	d				2039					2109				
Kent House (KTH)	4	d				2042					2112				
Penge East (PNE)		d				2044					2114				
Sydenham Hill (SYH)		d				2047					2117				
West Dulwich (WDU)		d				2050					2120				
Herne Hill (HNN)	4	a				2052					2122				
Herne Hill (HNN)	4	d	2041		2053	2056			2111		2123	2126			2141
Loughborough Jn (LGJ)		d	2044			2059			2114			2129			2144
Elephant & Castle (EPH)	⊖	d	2049	2100		2104			2119	2130		2134			2149
London Blackfriars (BFR)	⊖	3 a	2053	2104		2108			2123	2134		2138			2153
City Thameslink (CTK)	3	a													
Farringdon (ZFD)	⊖	3 a	2058			2113			2128			2143			2158
St Pancras International (STP)	⊖	15 a	2102			2117			2132			2147			2202
Kentish Town (KTN)	⊖	a	2107			2122			2137			2152			2207
West Hampstead Thameslink (WHP)	⊖	a	2111			2126			2141			2156			2211
St Albans City (SAC)		a	2136			2151			2206			2221			2236
Luton Airport Parkway (LTN)	←	7 a				2202						2232			
Luton (LUT)	10	a				2207						2237			
Brixton (BRX)	⊖	d			2056						2126				
London Victoria (VIC)	⊖	10 a	2054		2047	2103		2118	2124		2133		2136	2154	

NOTES (see introductory pages for explanation of train operator codes and standard symbols)

- a Arrival time
- d Departure time
- B From Dartford
- D From Ashford International
- F From Ramsgate
- G From Dover Priory
- J From Sutton (Surrey)

Sevenoaks, Swanley, Orpington, Bromley South, Catford, Denmark Hill, Beckenham Junction and Herne Hill to London

Sundays

Operator Days of operation/Notes	TL	SE F	SE	TL K	SE G	SE B	TL J	TL	SE	TL K	SE B	TL K	TL	SE F	SE
Sevenoaks (SEV)	4 d	2058						2128					2158		
Bat & Ball (BBL)	d	2101						2131					2201		
Otford (OTF)	4 d	2105						2135					2205		
Shoreham (Kent) (SEH)	d	2108						2138					2208		
Eynsford (EYN)	d	2111						2141					2211		
Swanley (SAY)	4 d	2117			2144			2147					2217		
St Mary Cray (SMY)	d	2121			2148			2151					2221		
Orpington (ORP)	4 d			2120					2150						2220
Petts Wood (PET)	4 d			2124					2154						2224
Bickley (BKL)	4 d	2126		2129				2156	2159				2226		2229
Bromley South (BMS)	4 a	2128		2132		2154		2158	2202				2228		2232
Bromley South (BMS)	4 d	2129	2130	2133		2155		2159	2203				2229	2230	2233
Shortlands (SRT)	4 d	2131		2136				2201	2206				2231		2236
Ravensbourne (RVB)	d	2134						2204					2234		
Beckenham Hill (BEC)	d	2136						2206					2236		
Bellingham (BGM)	d	2138						2208					2238		
Catford (CTF)	d	2141						2211					2241		
Crofton Park (CFT)	d	2144						2214					2244		
Nunhead (NHD)	4 d	2147				2207		2217			2237		2247		
Peckham Rye (PMR)	4 d	2150				2210		2220			2240		2250		
Denmark Hill (DMK)	4 d	2153			2207	2214		2223			2244		2253		
Beckenham Junction (BKJ)	4 d			2139					2209						2239
Kent House (KTH)	4 d			2142					2212						2242
Penge East (PNE)	d			2144					2214						2244
Sydenham Hill (SYH)	d			2147					2217						2247
West Dulwich (WDU)	d			2150					2220						2250
Herne Hill (HNH)	4 a			2152					2222						2252
Herne Hill (HNH)	4 d			2153	2156		2211		2223	2226		2241			2253
Loughborough Jn (LGJ)	d				2159		2214			2229		2244			
Elephant & Castle (EPH)	⊖ d	2200			2204		2219	2230		2234		2249	2300		
London Blackfriars (BFR)	⊖ 3 a	2204			2208		2223	2234		2238		2253	2304		
City Thameslink (CTK)	3 a														
Farringdon (ZFD)	⊖ 3 a				2213		2228			2243		2258			
St Pancras International (STP)	⊖ 15 a				2217		2232			2247		2302			
Kentish Town (KTN)	⊖ a				2222		2237			2252		2307			
West Hampstead Thameslink (WHP)	⊖ a				2226		2241			2256		2311			
St Albans City (SAC)	a				2251					2321		2336			
Luton Airport Parkway (LTN)	← 7 a				2304					2334		2348			
Luton (LUT)	10 a				2308					2338		2352			
Brixton (BRX)	⊖ d			2156					2226						2256
London Victoria (VIC)	⊖ 10 a		2147	2203		2218	2224		2233		2254			2247	2303

NOTES (see introductory pages for explanation of train operator codes and standard symbols)

- a Arrival time
- d Departure time

- B From Dartford
- F From Ramsgate
- G From Dover Priory
- J From Sutton (Surrey)
- K From Sutton (Surrey) to Bedford

Sevenoaks, Swanley, Orpington, Bromley South, Catford, Denmark Hill, Beckenham Junction and Herne Hill to London

Sundays

Operator Days of operation/Notes	TL J	SE D	SE G	SE B	TL K	TL	SE	SE B	SE	SE G
Sevenoaks (SEV)	4	d				2228				
Bat & Ball (BBL)		d				2231				
Otford (OTF)	4	d	2225			2235				
Shoreham (Kent) (SEH)		d				2238				
Eynsford (EYN)		d				2241				
Swanley (SAY)	4	d	2235	2244		2247				2344
St Mary Cray (SMY)		d	2239	2248		2251				2348
Orpington (ORP)	4	d					2250		2320	
Petts Wood (PET)	4	d					2254		2324	
Bickley (BKL)	4	d				2256	2259		2329	
Bromley South (BMS)	4	a	2247	2254		2258	2302		2332	2354
Bromley South (BMS)	4	d	2248	2255		2259	2303		2333	2355
Shortlands (SRT)	4	d				2301	2306		2336	
Ravensbourne (RVB)		d				2304				
Beckenham Hill (BEC)		d				2306				
Bellingham (BGM)		d				2308				
Catford (CTF)		d				2311				
Crofton Park (CFT)		d				2314				
Nunhead (NHD)	4	d			2307	2317		2337		
Peckham Rye (PMR)	4	d			2310	2320		2340		
Denmark Hill (DMK)	4	d		2307	2314	2323		2344		0007
Beckenham Junction (BKJ)	4	d					2309		2339	
Kent House (KTH)	4	d					2312		2342	
Penge East (PNE)		d					2314		2344	
Sydenham Hill (SYH)		d					2317		2347	
West Dulwich (WDU)		d					2320		2350	
Herne Hill (HNN)	4	a					2322		2352	
Herne Hill (HNN)	4	d	2256			2311	2323		2353	
Loughborough Jn (LGJ)		d	2259			2314				
Elephant & Castle (EPH)	⊖	d	2304			2319	2330			
London Blackfriars (BFR)	⊖	3	a	2308		2323	2334			
City Thameslink (CTK)	⊖	3	a							
Farringdon (ZFD)	⊖	3	a			2328				
St Pancras International (STP)	⊖	15	a			2332				
Kentish Town (KTN)	⊖	a				2337				
West Hampstead Thameslink (WHP)	⊖	a				2341				
St Albans City (SAC)		a				0006				
Luton Airport Parkway (LTN)	←	7	a			0018				
Luton (LUT)		10	a			0022				
Brixton (BRX)	⊖	d					2326		2356	
London Victoria (VIC)	⊖	10	a	2306	2318	2324	2333	2354	0003	0018

NOTES (see introductory pages for explanation of train operator codes and standard symbols)

- a Arrival time
- d Departure time
- B From Dartford
- D From Ashford International
- G From Dover Priory
- J From Sutton (Surrey)
- K From Sutton (Surrey) to Bedford