

London to Putney, Hounslow, Richmond, Twickenham and Kingston

Mondays to Fridays

Operator		SW A	SW A	SW B	SW WW	SW B	SW	SW C	SW A	SW D	SW WW	SW	SW D	SW B	SW	SW A	SW WW	SW C
Days of operation/Notes																		
London Waterloo (WAT)	⊖ 15 d		0522	0526	0530	0550			0552	0557	0600		0615	0620		0622	0630	0633
Vauxhall (VXH)	⊖ d		0526	0530	0534				0556	0601	0604		0619			0626	0634	0637
Queenstown Rd.(Battersea) (QRB)	d		0529		0537				0559		0607					0629	0637	
Clapham Junction (CLJ)	10 d	0506	0532	0536	0540	0558			0602	0607	0610		0625	0628		0632	0640	0643
Wandsworth Town (WNT)	d	0509	0535		0543				0605		0613		0627			0635	0643	
Putney (PUT)	d	0512	0538		0546				0608	0611	0616		0630			0638	0646	0647
Barnes (BNS)	d	0515	0542		0551				0612		0621		0635			0642	0651	
Barnes Bridge (BNI)	d		0544						0614							0644		
Chiswick (CHK)	d		0547						0617							0647		
Kew Bridge (KWB)	d		0550						0620							0650		
Brentford (BFD)	d		0553						0623							0653		
Syon Lane (SYL)	d		0555						0625							0655		
Isleworth (ISL)	d		0557						0627							0657		
Hounslow (HOU)	d		0602						0632					0648	0702			
Mortlake (MTL)	d	0517			0554						0624		0637				0654	
North Sheen (NSH)	d	0519			0556						0626		0639				0656	
Richmond (RMD)	⊖ d	0522		0544	0558	0606				0617	0628		0642	0636			0658	0653
St Margarets (SMG)	d	0524			0601						0631		0644				0701	
Twickenham (TWI)	d	0527		0548	0603	0610	0615	0627		0621	0633	0647	0651e	0640			0703	0657
Whitton (WTN)	d	0530					0618a	0630				0650a			0653a			0700
Feltham (FEL)	a	0534	0609	0554		0616		0634	0638					0646		0708		0704
Ashford (Surrey) (AFS)	a	0538	0613			0622		0638	0642					0652		0712		0708
Staines (SNS)	a	0542	0617	0601		0622		0641	0646					0652		0716		0711
Strawberry Hill (STW)	a				0607					0624	0637		0654					0707
Teddington (TED)	a				0610						0640							0710
Hampton Wick (HMW)	a				0614						0644							0714
Kingston (KNG)	a				0616						0646							0716

Operator		SW	SW D	SW B	SW A	SW WW	SW C	SW WH	SW B	SW A	SW WW	SW C	SW WM	SW WH	SW B	SW A	SW WW	SW C
Days of operation/Notes																		
London Waterloo (WAT)	⊖ 15 d		0645	0650	0652	0700	0703	0715	0720	0722	0730	0733	0737	0745	0750	0752	0800	0803
Vauxhall (VXH)	⊖ d		0649		0656	0704	0707	0719		0726	0734	0737	0741	0749		0756	0804	0807
Queenstown Rd.(Battersea) (QRB)	d				0659	0707				0729	0737					0759	0807	
Clapham Junction (CLJ)	10 d		0655	0658	0702	0710	0713	0725	0728	0732	0740	0743	0747	0755	0758	0802	0810	0813
Wandsworth Town (WNT)	d		0657		0705	0713		0727		0735	0743		0749	0757		0805	0813	
Putney (PUT)	d		0700		0708	0716	0717	0730		0738	0746	0747	0752	0800		0808	0816	0817
Barnes (BNS)	d		0705		0712	0721		0735		0745f	0751		0757	0805		0815f	0821	
Barnes Bridge (BNI)	d				0714					0747			0759			0817		
Chiswick (CHK)	d				0717					0749			0802			0819		
Kew Bridge (KWB)	d				0720					0752			0805			0822		
Brentford (BFD)	d				0723					0755			0808			0825		
Syon Lane (SYL)	d				0725					0757			0810			0827		
Isleworth (ISL)	d				0727					0759			0812			0829		
Hounslow (HOU)	d				0732			0758a		0802			0819f	0828a		0832		
Mortlake (MTL)	d		0707			0724		0737			0754			0807			0824	
North Sheen (NSH)	d		0709			0726		0739			0756			0809			0826	
Richmond (RMD)	⊖ d		0712	0706		0728	0723	0742	0736		0758	0753	0833a	0812	0806		0828	0823
St Margarets (SMG)	d		0714			0731		0744			0801		0830a	0814			0831	
Twickenham (TWI)	d	0717	0721e	0710		0733	0727	0747	0742		0803	0757	0828a	0817	0810		0833	0827
Whitton (WTN)	d	0720a					0730	0750				0800	0823a	0820				0830
Feltham (FEL)	a			0716	0738		0734		0747	0808		0804			0816	0838		0834
Ashford (Surrey) (AFS)	a				0742		0738			0812		0808				0842		0838
Staines (SNS)	a			0722	0746		0741		0754	0816		0811			0822	0846		0841
Strawberry Hill (STW)	a		0724			0737					0807							0837
Teddington (TED)	a					0740					0810							0840
Hampton Wick (HMW)	a					0743					0814							0844
Kingston (KNG)	a					0745					0816							0846

For the complete service between Teddington, Kingston and London via Wimbledon see table 161

NOTES (see introductory pages for explanation of train operator codes and standard symbols)

- a Arrival time
- d Departure time
- e Arrives 5 minutes earlier
- f Arrives 4 minutes earlier

- A To Weybridge
- B To Reading
- C To Windsor & Eton Riverside
- D To Shepperton
- WH To London Waterloo via Hounslow
- WM To London Waterloo via Mortlake
- WW To London Waterloo via Wimbledon

London to Putney, Hounslow, Richmond, Twickenham and Kingston

Mondays to Fridays

Operator Days of operation/Notes		SW WM	SW	SW WH	SW B	SW A	SW WW	SW C	SW WM	SW WH	SW B	SW A	SW WW	SW C	SW WM	SW WH	SW B	SW A
London Waterloo (WAT)	⊖ 15 d	0807	0813	0815	0820	0822	0830	0833	0837	0845	0850	0852	0900	0903	0907	0915	0920	0922
Vauxhall (VXH)	⊖ d	0811	0817	0819		0826	0834	0837	0841	0849		0857	0904	0907	0911	0920		0926
Queenstown Rd.(Battersea) (QRB)	d					0829	0837					0900	0907					0929
Clapham Junction (CLJ)	10 d	0817	0823	0825	0828	0832	0840	0843	0847	0855	0858	0903	0910	0913	0917	0925	0928	0932
Wandsworth Town (WNT)	d	0819		0827		0835	0843		0849	0857		0905	0913		0919	0928		0935
Putney (PUT)	d	0822	0827	0830		0838	0846	0847	0852	0900		0908	0916	0917	0922	0931		0938
Barnes (BNS)	d	0829f		0835		0842	0851		0857	0905		0912	0921		0927	0935		0942
Barnes Bridge (BNI)	d	0831				0844			0859			0915			0929			0944
Chiswick (CHK)	d	0834				0847			0901			0918			0932			0947
Kew Bridge (KWB)	d	0836				0850			0904			0921			0934			0950
Brentford (BFD)	d	0839				0853			0907			0924			0937			0953
Syon Lane (SYL)	d	0841				0855			0909			0926			0939			0955
Isleworth (ISL)	d	0843				0857			0911			0928			0941			0957
Hounslow (HOU)	d	0848		0858a		0902			0918f	0928a		0932			0946	0958a		1002
Mortlake (MTL)	d			0837			0854			0907			0924			0937		
North Sheen (NSH)	d			0839			0856			0909			0926			0939		
Richmond (RMD)	⊖ d	0903a	0833	0842	0836		0858	0853	0933a	0912	0906		0928	0923	1003a	0942	0936	
St Margarets (SMG)	d	0900a		0844			0901		0930a	0914			0931		1000a	0944		
Twickenham (TWI)	d	0858a	0837	0847	0840		0903	0857	0928a	0917	0910		0933	0927	0958a	0947	0940	
Whitton (WTN)	d	0854a		0850				0900	0924a	0920				0930	0952a	0950		
Feltham (FEL)	a				0846	0908			0904			0916	0938		0934		0946	1008
Ashford (Surrey) (AFS)	a					0912			0908				0942		0938			1012
Staines (SNS)	a				0852	0916			0911			0922	0946		0941		0952	1016
Strawberry Hill (STW)	a		0842				0907							0937				
Teddington (TED)	a						0910							0940				
Hampton Wick (HMW)	a						0914							0944				
Kingston (KNG)	a						0916							0946				

Operator Days of operation/Notes		SW WW	SW C	SW B	SW A	SW WW	SW C	SW B	SW A	SW WW	SW C	SW B	SW A	SW WW	SW C	SW B	SW A	SW WW
London Waterloo (WAT)	⊖ 15 d	0930	0933	0950	0952	1000	1003	1020	1022	1030	1033	1050	1052	1100	1103	1120	1122	1130
Vauxhall (VXH)	⊖ d	0934	0937		0956	1004	1007		1026	1034	1037		1056	1104	1107		1126	1134
Queenstown Rd.(Battersea) (QRB)	d	0937			0959	1007			1029	1037			1059	1107			1129	1137
Clapham Junction (CLJ)	10 d	0940	0943	0958	1002	1010	1013	1028	1032	1040	1043	1058	1102	1110	1113	1128	1132	1145
Wandsworth Town (WNT)	d	0943			1005	1013			1035	1043			1105	1113			1135	1147
Putney (PUT)	d	0946	0947		1008	1016	1017		1038	1046	1047		1108	1116	1117		1138	1150
Barnes (BNS)	d	0951			1013	1021			1042	1051			1112	1121			1142	1153
Barnes Bridge (BNI)	d				1015				1044				1114				1144	
Chiswick (CHK)	d				1018				1047				1117				1147	
Kew Bridge (KWB)	d				1021				1050				1120				1150	
Brentford (BFD)	d				1024				1053				1123				1153	
Syon Lane (SYL)	d				1026				1055				1125				1155	
Isleworth (ISL)	d				1028				1057				1127				1157	
Hounslow (HOU)	d				1032				1102				1132				1202	
Mortlake (MTL)	d	0954				1024				1054				1124				1156
North Sheen (NSH)	d	0956				1026				1056				1126				1158
Richmond (RMD)	⊖ d	0958	0953	1006		1028	1023	1036		1058	1053	1106		1128	1123	1136		1200
St Margarets (SMG)	d	1001				1031				1101				1131				1203
Twickenham (TWI)	d	1003	0957	1010		1033	1027	1040		1103	1057	1110		1133	1127	1140		1205
Whitton (WTN)	d		1000				1030				1100				1130			
Feltham (FEL)	a		1004	1016	1038		1034	1046	1108		1104	1116	1138		1134	1146	1208	
Ashford (Surrey) (AFS)	a		1008		1042		1038		1112		1108		1142		1138		1212	
Staines (SNS)	a		1011	1022	1046		1041	1052	1116		1111	1122	1146		1141	1152	1216	
Strawberry Hill (STW)	a	1007				1037				1107				1137				1209
Teddington (TED)	a	1010				1040				1110				1140				1212
Hampton Wick (HMW)	a	1014				1044				1114				1144				1215
Kingston (KNG)	a	1016				1046				1116				1146				1217

NOTES (see introductory pages for explanation of train operator codes and standard symbols)

- a Arrival time
- d Departure time
- f Arrives 4 minutes earlier

- A To Weybridge
- B To Reading
- C To Windsor & Eton Riverside
- WH To London Waterloo via Hounslow
- WM To London Waterloo via Mortlake
- WW To London Waterloo via Wimbledon

London to Putney, Hounslow, Richmond, Twickenham and Kingston

Mondays to Fridays

Operator	SW C	SW B	SW A	SW WW	SW C	SW B	SW A	SW WW	SW C	SW B	SW A	SW WW	SW C	SW B	SW A	SW WW	SW C
London Waterloo (WAT)	1133	1150	1152	1200	1203	1220	1222	1230	1233	1250	1252	1300	1303	1320	1322	1330	1333
Vauxhall (VXH)	1137		1156	1204	1207		1226	1234	1237		1256	1304	1307		1326	1334	1337
Queenstown Rd.(Battersea) (QRB)			1159	1207			1229	1237			1259	1307			1329	1337	
Clapham Junction (CLJ)	1143	1158	1202	1210	1213	1228	1233	1240	1243	1258	1302	1310	1313	1328	1332	1340	1343
Wandsworth Town (WNT)			1205	1213			1235	1243			1305	1313			1335	1343	
Putney (PUT)	1147		1208	1216	1217		1238	1246	1247		1308	1316	1317		1338	1346	1347
Barnes (BNS)			1212	1221			1242	1251			1312	1321			1342	1351	
Barnes Bridge (BNI)			1214				1244				1314				1344		
Chiswick (CHK)			1217				1247				1317				1347		
Kew Bridge (KWB)			1220				1250				1320				1350		
Brentford (BFD)			1223				1253				1323				1353		
Syon Lane (SYL)			1225				1255				1325				1355		
Isleworth (ISL)			1227				1257				1327				1357		
Hounslow (HOU)			1232				1302				1332				1402		
Mortlake (MTL)				1224				1254				1324				1354	
North Sheen (NSH)				1226				1256				1326				1356	
Richmond (RMD)	1153	1206		1228	1223	1236		1258	1253	1306		1328	1323	1336		1358	1353
St Margarets (SMG)				1231				1301				1331				1401	
Twickenham (TWI)	1157	1210		1233	1227	1240		1303	1257	1310		1333	1327	1340		1403	1357
Whitton (WTN)	1200			1230				1300				1330				1400	
Feltham (FEL)	a 1204	a 1216	a 1238		a 1234	a 1246	a 1308		a 1304	a 1316	a 1338		a 1334	a 1346	a 1408		a 1404
Ashford (Surrey) (AFS)	a 1208		a 1242		a 1238	a 1312		a 1308		a 1342		a 1338		a 1412		a 1408	
Staines (SNS)	a 1211	a 1222	a 1246		a 1241	a 1252	a 1316		a 1311	a 1323	a 1346		a 1341	a 1352	a 1416		a 1411
Strawberry Hill (STW)				1237				1307				1337				1407	
Teddington (TED)				1240				1310				1340				1410	
Hampton Wick (HMW)				1244				1314				1344				1414	
Kingston (KNG)				1246				1316				1346				1416	

Operator	SW B	SW A	SW WW	SW C	SW B	SW A	SW WW	SW C	SW B	SW A	SW WW	SW C	SW WM	SW WH	SW B	SW A	SW WW
London Waterloo (WAT)	1350	1352	1400	1403	1420	1422	1430	1433	1450	1452	1500	1503	1507	1515	1520	1522	1530
Vauxhall (VXH)		1356	1404	1407		1427	1434	1437		1456	1504	1507	1511	1519		1526	1534
Queenstown Rd.(Battersea) (QRB)		1359	1407			1430	1437			1459	1507					1529	1537
Clapham Junction (CLJ)	1358	1402	1415	1413	1428	1432	1440	1443	1458	1502	1510	1513	1517	1525	1528	1532	1540
Wandsworth Town (WNT)		1405	1417			1435	1443			1505	1513		1519	1527		1535	1543
Putney (PUT)		1408	1420	1417		1438	1446	1447		1508	1516	1517	1522	1530		1538	1546
Barnes (BNS)		1412	1424			1442	1451			1512	1521		1527	1535		1542	1551
Barnes Bridge (BNI)		1414				1444				1514			1529			1544	
Chiswick (CHK)		1417				1447				1517			1532			1547	
Kew Bridge (KWB)		1420				1450				1520			1535			1550	
Brentford (BFD)		1423				1453				1523			1538			1553	
Syon Lane (SYL)		1425				1455				1525			1540			1555	
Isleworth (ISL)		1427				1457				1527			1542			1557	
Hounslow (HOU)		1432				1502				1532			1548c	1558a		1602	
Mortlake (MTL)			1426				1454				1524			1537			1554
North Sheen (NSH)			1428				1456				1526			1539			1556
Richmond (RMD)	1406		1431	1424	1436		1458	1453	1506		1528	1523	1603a	1542	1536		1558
St Margarets (SMG)			1433				1501				1531		1600a	1544			1601
Twickenham (TWI)	1410		1436	1428	1440		1503	1457	1510		1533	1527	1558a	1547	1540		1603
Whitton (WTN)			1431				1500				1530	1553a	1550				
Feltham (FEL)	a 1416	a 1439		a 1435	a 1446	a 1508		a 1504	a 1516	a 1538		a 1534			a 1546	a 1608	
Ashford (Surrey) (AFS)	a	1443		1439		1512		1508		1542		1538				1612	
Staines (SNS)	a 1423	a 1447		1443	1452	1516		1511	1522	1546		1541			1552	1616	
Strawberry Hill (STW)			1439				1507				1537						1607
Teddington (TED)			1443				1510				1540						1610
Hampton Wick (HMW)			1446				1514				1544						1614
Kingston (KNG)			1448				1516				1546						1616

NOTES (see introductory pages for explanation of train operator codes and standard symbols)

- a Arrival time
- d Departure time
- c Arrives 3 minutes earlier

- A To Weybridge
- B To Reading
- C To Windsor & Eton Riverside
- WH To London Waterloo via Hounslow
- WM To London Waterloo via Mortlake
- WW To London Waterloo via Wimbledon

London to Putney, Hounslow, Richmond, Twickenham and Kingston

Mondays to Fridays

Operator		SW	SW	SW	SW	SW	SW	SW	SW	SW	SW	SW	SW	SW	SW	SW	SW	SW
Days of operation/Notes		C	WM	WH	B	A	WW	C	WM	WH	B	A	WW	C	WM	WH	B	A
London Waterloo (WAT)	15 d	1533	1537	1545	1550	1552	1600	1603	1607	1615	1620	1622	1630	1633	1637	1645	1650	1652
Vauxhall (VXH)	d	1537	1541	1549		1556	1604	1607	1611	1619		1626	1634	1637	1641	1649		1656
Queenstown Rd.(Battersea) (QRB)	d					1559	1607					1629	1637					1659
Clapham Junction (CLJ)	10 d	1543	1547	1555	1558	1602	1610	1613	1617	1625	1628	1632	1640	1643	1647	1655	1658	1702
Wandsworth Town (WNT)	d		1549	1557		1605	1613		1619	1627		1635	1643		1649	1657		1705
Putney (PUT)	d	1547	1552	1600		1608	1616	1617	1622	1630		1638	1646	1647	1652	1700		1708
Barnes (BNS)	d		1557	1605		1612	1621		1627	1635		1642	1651		1657	1705		1712
Barnes Bridge (BNI)	d		1559			1614			1629			1644			1659			1714
Chiswick (CHK)	d		1602			1617			1632			1647			1702			1717
Kew Bridge (KWB)	d		1605			1620			1634			1650			1705			1720
Brentford (BFD)	d		1608			1623			1637			1653			1708			1723
Syon Lane (SYL)	d		1610			1625			1639			1655			1710			1725
Isleworth (ISL)	d		1612			1627			1641			1657			1712			1727
Hounslow (HOU)	d		1618c	1628a		1632			1648f	1658a		1702			1715	1728a		1732
Mortlake (MTL)	d			1607			1624			1637			1654			1707		
North Sheen (NSH)	d			1609			1626			1639			1656			1709		
Richmond (RMD)	d	1553	1633a	1612	1606		1628	1623	1703a	1642	1636		1658	1653	1733a	1712	1706	
St Margarets (SMG)	d		1630a	1614			1631		1700a	1644			1701		1730a	1714		
Twickenham (TWI)	d	1557	1628a	1617	1610		1633	1627	1658a	1647	1640		1703	1657	1728a	1717	1710	
Whitton (WTN)	d	1600	1623a	1620				1630	1652a	1650				1700	1722a	1720		
Feltham (FEL)	a	1604			1616	1638		1634			1646	1708		1704			1716	1738
Ashford (Surrey) (AFS)	a	1608				1642		1638				1712		1708				1742
Staines (SNS)	a	1611			1623	1646		1641			1652	1716		1711			1722	1746
Strawberry Hill (STW)	a						1637						1707					
Teddington (TED)	a						1640						1710					
Hampton Wick (HMW)	a						1644						1714					
Kingston (KNG)	a						1646						1716					

Operator		SW	SW	SW	SW	SW	SW	SW	SW	SW	SW	SW	SW	SW	SW	SW	SW	SW
Days of operation/Notes		WW	C	WM	E	WH	B	A	WW	C	WM	D	WH	B	A	WW	C	F
London Waterloo (WAT)	15 d	1700	1703	1707	1713	1715	1720	1722	1730	1733	1737	1743	1745	1750	1752	1800	1803	1807
Vauxhall (VXH)	d	1704	1707	1711	1717	1719		1726	1734	1737	1741	1747	1750		1756	1804	1807	1811
Queenstown Rd.(Battersea) (QRB)	d	1707						1729	1737						1759	1807		
Clapham Junction (CLJ)	10 d	1710	1713	1717	1723	1725	1728	1732	1740	1743	1747	1753	1756	1758	1802	1810	1813	1817
Wandsworth Town (WNT)	d	1713		1719		1727		1735	1743		1749		1758		1805	1813		1819
Putney (PUT)	d	1716	1717	1722	1727	1730		1738	1746	1747	1752	1757	1801		1808	1816	1817	1822
Barnes (BNS)	d	1721		1727		1734		1742	1751		1757		1805		1812	1821		1827
Barnes Bridge (BNI)	d			1729				1744			1759				1814			1829
Chiswick (CHK)	d			1732				1747			1802				1817			1832
Kew Bridge (KWB)	d			1735				1750			1805				1820			1835
Brentford (BFD)	d			1738				1753			1808				1823			1838
Syon Lane (SYL)	d			1740				1755			1810				1825			1840
Isleworth (ISL)	d			1742				1757			1812				1827			1842
Hounslow (HOU)	d			1746		1757a		1802			1816		1829a		1832			1846
Mortlake (MTL)	d	1724				1736			1754				1807			1824		
North Sheen (NSH)	d	1726				1738			1756				1809			1826		
Richmond (RMD)	d	1728	1723	1803a	1733	1741	1737		1758	1753	1833a	1803	1812	1806		1828	1823	
St Margarets (SMG)	d	1731		1800a		1743			1801		1830a		1814			1831		
Twickenham (TWI)	d	1733	1727	1758a	1737	1746	1741		1803	1757	1828a	1807	1817	1810		1833	1827	1858a
Whitton (WTN)	d		1730	1754a		1749				1800	1823a		1820				1830	1853
Feltham (FEL)	a		1734		1742		1746	1808		1804				1816	1838			1834
Ashford (Surrey) (AFS)	a		1738		1747			1812		1808					1842			1838
Staines (SNS)	a		1741		1750		1754	1816		1811				1822	1846			1841
Strawberry Hill (STW)	a	1737							1807			1810						1837
Teddington (TED)	a	1740							1810									1840
Hampton Wick (HMW)	a	1744							1814									1844
Kingston (KNG)	a	1746							1816									1846

NOTES (see introductory pages for explanation of train operator codes and standard symbols)

- a Arrival time
- d Departure time
- c Arrives 3 minutes earlier
- f Arrives 4 minutes earlier

- A To Weybridge
- B To Reading
- C To Windsor & Eton Riverside
- D To Shepperton
- E To Aldershot
- F To Twickenham
- WH To London Waterloo via Hounslow
- WM To London Waterloo via Mortlake
- WW To London Waterloo via Wimbledon

London to Putney, Hounslow, Richmond, Twickenham and Kingston

Mondays to Fridays

Operator		SW	SW	SW	SW	SW	SW	SW	SW	SW	SW	SW	SW	SW	SW	SW	SW	
Days of operation/Notes		E	WH	B	A	WW	C	F	D	G	B	A	WW	C	F	B	A	WW
London Waterloo (WAT)	⊖ 15 d	1813	1815	1820	1822	1830	1833	1837	1843	1845	1850	1852	1900	1903	1907	1920	1922	1930
Vauxhall (VXH)	⊖ d	1817	1820		1826	1834	1837	1841	1847	1850		1856	1904	1907	1912		1926	1934
Queenstown Rd.(Battersea) (QRB)	d				1829	1837						1859	1907				1929	1937
Clapham Junction (CLJ)	10 d	1823	1825	1828	1832	1840	1843	1847	1853	1856	1858	1902	1910	1913	1918	1928	1932	1940
Wandsworth Town (WNT)	d		1828		1835	1843		1849		1858		1905	1913		1920		1935	1943
Putney (PUT)	d	1827	1831		1838	1846	1847	1852	1857	1901		1908	1916	1917	1923		1938	1946
Barnes (BNS)	d		1835		1842	1851		1857		1905		1912	1923f		1927		1942	1951
Barnes Bridge (BNI)	d				1844			1859				1914			1929		1944	
Chiswick (CHK)	d				1847			1902				1917			1932		1947	
Kew Bridge (KWB)	d				1850			1905				1920			1935		1950	
Brentford (BFD)	d				1853			1908				1923			1938		1953	
Syon Lane (SYL)	d				1855			1910				1925			1940		1955	
Isleworth (ISL)	d				1857			1912				1927			1942		1957	
Hounslow (HOU)	d		1858a		1902			1916		1926a		1932			1948c		2002	
Mortlake (MTL)	d		1837			1854				1907			1925					1954
North Sheen (NSH)	d		1839			1856				1909			1927					1956
Richmond (RMD)	⊖ d	1833	1842	1837		1858	1853		1903	1912	1906		1930	1923		1936		1958
St Margarets (SMG)	d		1844			1901				1914			1932					2001
Twickenham (TWI)	d	1837	1847	1841		1903	1857	1928a	1907	1917	1910		1935	1927	1956a	1940		2003
Whitton (WTN)	d		1850			1900	1923			1920			1930	1953				
Feltham (FEL)	a	1842		1846	1908		1904					1916	1938		1934		1947	2008
Ashford (Surrey) (AFS)	a	1847			1912		1908					1942			1938			2012
Staines (SNS)	a	1850		1854	1916		1911					1922	1946		1941		1954	2016
Strawberry Hill (STW)	a					1907			1910					1938				2007
Teddington (TED)	a					1910								1942				2010
Hampton Wick (HMW)	a					1914								1945				2014
Kingston (KNG)	a					1916								1947				2016

Operator		SW	SW	SW	SW	SW	SW	SW	SW	SW	SW	SW	SW	SW	SW	SW	SW	
Days of operation/Notes		C		B	A	WW	C	B	A	WW	C	H	A	WW	C	B	A	WW
London Waterloo (WAT)	⊖ 15 d	1933	1937	1950	1952	2000	2003	2020	2022	2030	2033	2050	2052	2100	2103	2120	2122	2130
Vauxhall (VXH)	⊖ d	1937	1941		1956	2004	2007		2026	2034	2037		2056	2104	2107		2126	2134
Queenstown Rd.(Battersea) (QRB)	d				1959	2007			2029	2037			2059	2107			2129	2137
Clapham Junction (CLJ)	10 d	1943	1947	1958	2002	2010	2013	2028	2032	2040	2043	2058	2102	2110	2113	2128	2132	2140
Wandsworth Town (WNT)	d		1949		2005	2013			2035	2043			2105	2113			2135	2143
Putney (PUT)	d	1947	1952		2008	2016	2017		2038	2046	2047		2108	2116	2117		2138	2146
Barnes (BNS)	d		1958c		2012	2021			2042	2051			2112	2121			2142	2151
Barnes Bridge (BNI)	d		2000		2014				2044				2114				2144	
Chiswick (CHK)	d		2003		2017				2047				2117				2147	
Kew Bridge (KWB)	d		2005		2020				2050				2120				2150	
Brentford (BFD)	d		2008		2023				2053				2123				2153	
Syon Lane (SYL)	d		2010		2025				2055				2125				2155	
Isleworth (ISL)	d		2012		2027				2057				2127				2157	
Hounslow (HOU)	d		2015a		2032				2102				2132				2202	
Mortlake (MTL)	d					2024				2054				2124				2154
North Sheen (NSH)	d					2026				2056				2126				2156
Richmond (RMD)	⊖ d	1953		2006		2028	2023	2036		2058	2053	2106		2128	2123	2136		2158
St Margarets (SMG)	d				2031				2101					2131				2201
Twickenham (TWI)	d	1957		2010		2033	2027	2040		2103	2057	2110		2133	2127	2140		2203
Whitton (WTN)	d	2000					2030				2100				2130			
Feltham (FEL)	a	2004		2016	2038		2034	2046	2108		2104	2116	2138		2134	2146	2208	
Ashford (Surrey) (AFS)	a	2008			2042		2038		2112		2108		2142		2138		2212	
Staines (SNS)	a	2011		2022	2046		2041	2052	2116		2111	2122	2146		2141	2153	2216	
Strawberry Hill (STW)	a					2037				2107				2137				2207
Teddington (TED)	a					2040				2110				2140				2210
Hampton Wick (HMW)	a					2044				2114				2144				2214
Kingston (KNG)	a					2046				2116				2146				2216

NOTES (see introductory pages for explanation of train operator codes and standard symbols)

- a Arrival time
d Departure time
c Arrives 3 minutes earlier
f Arrives 4 minutes earlier

- A To Weybridge
B To Reading
C To Windsor & Eton Riverside
D To Shepperton
E To Aldershot
F To Twickenham
G To Hounslow
H To Bracknell
WH To London Waterloo via Hounslow
WW To London Waterloo via Wimbledon

London to Putney, Hounslow, Richmond, Twickenham and Kingston

Mondays to Fridays

Operator	Days of operation/Notes	SW C	SW H	SW A	SW WW	SW C	SW B	SW A	SW WW	SW C	SW H	SW A	SW WW	SW C	SW B	SW J	SW FO WW	SW FX
London Waterloo (WAT)	⊖ 15 d	2133	2150	2152	2200	2203	2220	2222	2230	2233	2250	2252	2300	2303	2320	2322	2330	2330
Vauxhall (VXH)	⊖ d	2137		2156	2204	2207		2226	2234	2237		2256	2304	2307		2326	2334	2334
Queenstown Rd.(Battersea) (QRB)	d			2159	2207			2229	2237			2259	2307			2329	2337	2337
Clapham Junction (CLJ)	10 d	2143	2158	2202	2210	2213	2228	2232	2240	2243	2258	2302	2310	2313	2328	2332	2340	2340
Wandsworth Town (WNT)	d			2205	2213			2235	2243			2305	2313			2335	2343	2343
Putney (PUT)	d	2147		2208	2216	2217		2238	2246	2247		2308	2316	2317		2338	2346	2346
Barnes (BNS)	d			2212	2221			2242	2251			2312	2321			2342	2352c	2352c
Barnes Bridge (BNI)	d			2214				2244				2314				2344		
Chiswick (CHK)	d			2217				2247				2317				2347		
Kew Bridge (KWB)	d			2220				2250				2320				2350		
Brentford (BFD)	d			2223				2253				2323				2353		
Syon Lane (SYL)	d			2225				2255				2325				2355		
Isleworth (ISL)	d			2227				2257				2327				2357		
Hounslow (HOU)	d			2232				2302				2332				0002c		
Mortlake (MTL)	d				2224				2254				2324				2354	2354
North Sheen (NSH)	d				2226				2256				2326				2356	2356
Richmond (RMD)	⊖ d	2153	2206		2228	2223	2236		2258	2253	2306		2328	2323	2336		2359	2359
St Margarets (SMG)	d				2231				2301				2331				0001	0001
Twickenham (TWI)	d	2157	2210		2233	2227	2240		2303	2257	2310		2333	2327	2340		0004	0004
Whitton (WTN)	d	2200				2230				2300				2330				
Feltham (FEL)	a	2204	2216	2238		2234	2246	2308		2304	2316	2338		2334	2346	0008		
Ashford (Surrey) (AFS)	a	2208		2242		2238		2312		2308		2342		2338		0012		
Staines (SNS)	a	2211	2223	2246		2241	2252	2316		2311	2322	2346		2341	2352	0016		
Strawberry Hill (STW)	a				2237				2307				2337				0007	0007
Teddington (TED)	a				2240				2310				2340				0011	0011
Hampton Wick (HMW)	a				2244				2314				2344				0013	0013
Kingston (KNG)	a				2246				2316				2346				0015	0015

Operator	Days of operation/Notes	SW C	SW B	SW	SW TSM	SW TSM	SW SM B	SW SM	SW SM	SW SM
London Waterloo (WAT)	⊖ 15 d	2333	2350	2352	0001	0003	0020	0022	0033	0036
Vauxhall (VXH)	⊖ d	2337		2356	0005	0008		0026	0037	0040
Queenstown Rd.(Battersea) (QRB)	d			2359	0008			0029		0043
Clapham Junction (CLJ)	10 d	2343	2358	0002	0011	0014	0028	0032	0043	0046
Wandsworth Town (WNT)	d			0005	0014			0035		0049
Putney (PUT)	d	2347		0008	0017	0018		0038	0047	0052
Barnes (BNS)	d			0012	0022			0041		0055
Barnes Bridge (BNI)	d			0014				0043		
Chiswick (CHK)	d			0017				0046		
Kew Bridge (KWB)	d			0020				0049		
Brentford (BFD)	d			0023				0052		
Syon Lane (SYL)	d			0025				0054		
Isleworth (ISL)	d			0027				0056		
Hounslow (HOU)	d			0030a				0059a		
Mortlake (MTL)	d				0025					0057
North Sheen (NSH)	d				0027					0059
Richmond (RMD)	⊖ d	2353	0006		0029	0024	0036		0053	0102
St Margarets (SMG)	d				0032					0104
Twickenham (TWI)	d	2357	0010		0034	0028	0040		0057	0107
Whitton (WTN)	d	2359				0031			0100	
Feltham (FEL)	a	0004	0016			0035	0046		0104	
Ashford (Surrey) (AFS)	a	0008				0039			0108	
Staines (SNS)	a	0011	0022			0043	0053		0112	
Strawberry Hill (STW)	a				0038					0110s
Teddington (TED)	a									0114s
Hampton Wick (HMW)	a									0116s
Kingston (KNG)	a									0122

NOTES (see introductory pages for explanation of train operator codes and standard symbols)

- a Arrival time
- d Departure time
- s Stops to set down only
- c Arrives 3 minutes earlier

- A To Weybridge
- B To Reading
- C To Windsor & Eton Riverside
- H To Bracknell
- J To Woking
- WW To London Waterloo via Wimbledon

- FO Fridays only
- FX Not Fridays
- SM Saturday mornings
- TSM Tuesday to Saturday mornings

London to Putney, Hounslow, Richmond, Twickenham and Kingston

Saturdays

Operator	Days of operation/Notes	SW A	SW	SW A	SW B	SW WW	SW B	SW C	SW A	SW WW	SW B	SW A	SW WW	SW C	SW B	SW A	SW WW
London Waterloo (WAT)	15 d			0522	0526	0530	0550		0552	0600	0620	0622	0630	0633	0650	0652	0700
Vauxhall (VXH)	d			0526	0530	0534			0556	0604		0626	0634	0637		0656	0704
Queenstown Rd.(Battersea) (QRB)	d			0529		0537			0559	0607		0629	0637			0659	0707
Clapham Junction (CLJ)	10 d	0511		0532	0536	0540	0558		0602	0610	0628	0632	0640	0643	0658	0702	0710
Wandsworth Town (WNT)	d	0514		0535		0543			0605	0613		0635	0643			0705	0713
Putney (PUT)	d	0517		0538		0546			0608	0616		0638	0646	0647		0708	0716
Barnes (BNS)	d	0520		0542		0551			0612	0621		0642	0651			0712	0721
Barnes Bridge (BNI)	d			0544					0614			0644				0714	
Chiswick (CHK)	d			0547					0617			0647				0717	
Kew Bridge (KWB)	d			0550					0620			0650				0720	
Brentford (BFD)	d			0553					0623			0653				0723	
Syon Lane (SYL)	d			0555					0625			0655				0725	
Isleworth (ISL)	d			0557					0627			0657				0727	
Hounslow (HOU)	d			0601					0632			0702				0732	
Mortlake (MTL)	d	0522				0554				0624			0654				0724
North Sheen (NSH)	d	0524				0556				0626			0656				0726
Richmond (RMD)	d	0527			0544	0558	0606			0628	0636		0658	0653	0706		0728
St Margarets (SMG)	d	0529				0601				0631			0701				0731
Twickenham (TWI)	d	0532	0539		0548	0603	0610	0627		0633	0640		0703	0657	0710		0733
Whitton (WTN)	d	0535	0542a					0630						0700			
Feltham (FEL)	a	0539		0606	0554		0616	0634	0638		0646	0708		0704	0716	0738	
Ashford (Surrey) (AFS)	a	0543		0611				0638	0642			0712		0708		0742	
Staines (SNS)	a	0547		0614	0601		0622	0641	0646		0652	0716		0711	0722	0746	
Strawberry Hill (STW)	a					0607				0637			0707				0737
Teddington (TED)	a					0610				0640			0710				0740
Hampton Wick (HMW)	a					0614				0644			0714				0744
Kingston (KNG)	a					0616				0646			0716				0746

Operator	Days of operation/Notes	SW C	SW B	SW A	SW WW	SW C	SW B	SW A	SW WW	SW C	SW B	SW A	SW E	SW F	SW G	SW H	SW J
London Waterloo (WAT)	15 d	0703	0720	0722	0730	0733	0750	0752	0800	0803	0820	0822	0828	0830	0833		0850
Vauxhall (VXH)	d	0707		0726	0734	0737		0756	0804	0807		0826	0832	0834	0837		
Queenstown Rd.(Battersea) (QRB)	d			0729	0737			0759	0807			0829	0835	0837			
Clapham Junction (CLJ)	10 d	0713	0728	0732	0740	0743	0758	0802	0810	0813	0828	0832	0838	0840	0843		0858
Wandsworth Town (WNT)	d			0735	0743			0805	0813			0835	0841	0843			
Putney (PUT)	d	0717		0738	0746	0747		0808	0816	0817		0838	0844	0846	0847		
Barnes (BNS)	d			0742	0751			0812	0821			0842	0847	0851			
Barnes Bridge (BNI)	d			0744				0814				0844					
Chiswick (CHK)	d			0747				0817				0847					
Kew Bridge (KWB)	d			0750				0820				0850					
Brentford (BFD)	d			0753				0823				0853					
Syon Lane (SYL)	d			0755				0825				0855					
Isleworth (ISL)	d			0757				0827				0857					
Hounslow (HOU)	d			0802				0832				0901					
Mortlake (MTL)	d				0754				0824				0849	0854			
North Sheen (NSH)	d				0756				0826				0851	0856			
Richmond (RMD)	d	0723	0736		0758	0753	0806		0828	0823	0836		0854	0858	0853		0906
St Margarets (SMG)	d				0801				0831				0856	0901			
Twickenham (TWI)	d	0727	0740		0803	0757	0810		0833	0827	0840		0900	0903	0857	0903	0910
Whitton (WTN)	d	0730				0800			0830						0900	0906	
Feltham (FEL)	a	0734	0746	0808		0804	0816	0838		0834	0846	0908			0904	0910	0916
Ashford (Surrey) (AFS)	a	0738		0812		0808		0842		0838		0912			0908	0915	
Staines (SNS)	a	0741	0753	0816		0811	0822	0846		0841	0852	0916			0912	0918	0922
Strawberry Hill (STW)	a				0807				0837				0903	0907			
Teddington (TED)	a				0810				0840				0907	0910			
Hampton Wick (HMW)	a				0814				0844				0914	0914			
Kingston (KNG)	a				0816				0846				0916	0916			

NOTES (see introductory pages for explanation of train operator codes and standard symbols)

- a Arrival time
- d Departure time
- A To Weybridge
- B To Reading
- C To Windsor & Eton Riverside
- E Runs until 21 September. To London Waterloo via Wimbledon
- F Runs from 28 September. To London Waterloo via Wimbledon
- G Runs from 28 September. To Windsor & Eton Riverside
- H Runs until 21 September. To Windsor & Eton Riverside
- J Runs from 28 September. To Reading
- WW To London Waterloo via Wimbledon

London to Putney, Hounslow, Richmond, Twickenham and Kingston

Saturdays

Operator		SW A	SW K	SW WW	SW C	SW B	SW A	SW WW	SW C	SW B	SW A	SW WW	SW C	SW B	SW A	SW WW	SW C	
Days of operation/Notes																		
London Waterloo (WAT)	⊖ 15 d	0852	0855	0900	0903	0920	0922	0930	0933	0950	0952	1000	1003	1020	1022	1030	1033	
Vauxhall (VXH)	⊖ d	0900e		0904	0907		0926	0934	0937		0956	1004	1007		1026	1034	1037	
Queenstown Rd.(Battersea) (QRB)	d	0903		0907			0929	0937			0959	1007			1029	1037		
Clapham Junction (CLJ)	10 d	0906	0903	0910	0913	0928	0932	0940	0943	0958	1002	1010	1013	1028	1032	1040	1043	
Wandsworth Town (WNT)	d	0908		0913			0935	0943			1005	1013			1035	1043		
Putney (PUT)	d	0911		0916	0917		0938	0946	0947		1008	1016	1017		1038	1046	1047	
Barnes (BNS)	d	0914		0921			0942	0951			1012	1021			1042	1051		
Barnes Bridge (BNI)	d	0916					0944				1014				1044			
Chiswick (CHK)	d	0919					0947				1017				1047			
Kew Bridge (KWB)	d	0922					0950				1020				1050			
Brentford (BFD)	d	0925					0953				1023				1053			
Syon Lane (SYL)	d	0927					0955				1025				1055			
Isleworth (ISL)	d	0929					0957				1027				1057			
Hounslow (HOU)	d	0932					1002				1032				1102			
Mortlake (MTL)	d			0924				0954				1024				1054		
North Sheen (NSH)	d			0926				0956				1026				1056		
Richmond (RMD)	⊖ d		0911	0928	0923	0936		0958	0953	1006		1028	1023	1036		1058	1053	
St Margarets (SMG)	d			0931				1001				1031				1101		
Twickenham (TWI)	d		0915	0933	0927	0940		1003	0957	1010		1033	1027	1040		1103	1057	
Whitton (WTN)	d				0930				1000				1030				1100	
Feltham (FEL)	a	0938	0921		0934	0946	1008		1004	1016	1038		1034	1046	1108		1104	
Ashford (Surrey) (AFS)	a	0942			0938		1012		1008		1042		1038		1112		1108	
Staines (SNS)	a	0946	0927		0941	0952	1016		1011	1022	1046		1041	1052	1116		1111	
Strawberry Hill (STW)	a			0937				1007				1037				1107		
Teddington (TED)	a			0940				1010				1040				1110		
Hampton Wick (HMW)	a			0944				1014				1044				1114		
Kingston (KNG)	a			0946				1016				1046				1116		

Operator		SW B	SW A	SW WW	SW C	SW B	SW A	SW WW	SW C	SW B	SW A	SW WW	SW C	SW B	SW A	SW WW	SW C	
Days of operation/Notes																		
London Waterloo (WAT)	⊖ 15 d	1050	1052	1100	1103	1120	1122	1130	1133	1150	1152	1200	1203	1220	1222	1230	1233	
Vauxhall (VXH)	⊖ d		1056	1104	1107		1126	1134	1137		1156	1204	1207		1226	1234	1237	
Queenstown Rd.(Battersea) (QRB)	d		1059	1107			1129	1137			1159	1207			1229	1237		
Clapham Junction (CLJ)	10 d	1058	1102	1110	1113	1128	1132	1140	1143	1158	1202	1210	1213	1228	1232	1240	1243	
Wandsworth Town (WNT)	d		1105	1113			1135	1143			1205	1213			1235	1243		
Putney (PUT)	d		1108	1116	1117		1138	1146	1147		1208	1216	1217		1238	1246	1247	
Barnes (BNS)	d		1112	1121			1142	1151			1212	1221			1242	1251		
Barnes Bridge (BNI)	d		1114				1144				1214				1244			
Chiswick (CHK)	d		1117				1147				1217				1247			
Kew Bridge (KWB)	d		1120				1150				1220				1250			
Brentford (BFD)	d		1123				1153				1223				1253			
Syon Lane (SYL)	d		1125				1155				1225				1255			
Isleworth (ISL)	d		1127				1157				1227				1257			
Hounslow (HOU)	d		1132				1202				1232				1302			
Mortlake (MTL)	d			1124				1154				1224				1254		
North Sheen (NSH)	d			1126				1156				1226				1256		
Richmond (RMD)	⊖ d	1106		1128	1123	1136		1158	1153	1206		1228	1223	1236		1258	1253	
St Margarets (SMG)	d			1131				1201				1231				1301		
Twickenham (TWI)	d	1110		1133	1127	1140		1203	1157	1210		1233	1227	1240		1303	1257	
Whitton (WTN)	d				1130				1200				1230				1300	
Feltham (FEL)	a	1116	1138		1134	1146	1208		1204	1216	1238		1234	1246	1308		1304	
Ashford (Surrey) (AFS)	a		1142		1138		1212		1208		1242		1238		1312		1308	
Staines (SNS)	a	1122	1146		1141	1152	1216		1211	1222	1246		1241	1253	1316		1311	
Strawberry Hill (STW)	a			1137				1207				1237				1307		
Teddington (TED)	a			1140				1210				1240				1310		
Hampton Wick (HMW)	a			1144				1214				1244				1314		
Kingston (KNG)	a			1146				1216				1246				1316		

NOTES (see introductory pages for explanation of train operator codes and standard symbols)

- a Arrival time
- d Departure time
- e Arrives 4 minutes earlier

- A To Weybridge
- B To Reading
- C To Windsor & Eton Riverside
- K Runs until 21 September. To Reading
- WW To London Waterloo via Wimbledon

London to Putney, Hounslow, Richmond, Twickenham and Kingston

Saturdays

Operator		SW	SW	SW	SW	SW	SW	SW	SW	SW	SW	SW	SW	SW	SW	SW	SW
Days of operation/Notes		B	A	WW	C	B	A	WW	C	B	A	WW	C	B	A	WW	C
London Waterloo (WAT)	16 d	1250	1252	1300	1303	1320	1322	1330	1333	1350	1352	1400	1403	1420	1422	1430	1433
Vauxhall (VXH)	d		1256	1304	1307		1326	1334	1337		1356	1404	1407		1426	1434	1437
Queenstown Rd.(Battersea) (QRB)	d		1259	1307			1329	1337			1359	1407			1429	1437	
Clapham Junction (CLJ)	10 d	1258	1302	1310	1313	1328	1332	1340	1343	1358	1402	1414	1413	1428	1432	1440	1443
Wandsworth Town (WNT)	d		1305	1313			1335	1343			1405	1417			1435	1443	
Putney (PUT)	d		1308	1316	1317		1338	1346	1347		1408	1420	1417		1438	1446	1447
Barnes (BNS)	d		1312	1321			1342	1351			1412	1423			1442	1451	
Barnes Bridge (BNI)	d		1314				1344				1414				1444		
Chiswick (CHK)	d		1317				1347				1417				1447		
Kew Bridge (KWB)	d		1320				1350				1420				1450		
Brentford (BFD)	d		1323				1353				1423				1453		
Syon Lane (SYL)	d		1325				1355				1425				1455		
Isleworth (ISL)	d		1327				1357				1427				1457		
Hounslow (HOU)	d		1332				1402				1432				1502		
Mortlake (MTL)	d			1324				1354				1425				1454	
North Sheen (NSH)	d			1326				1356				1427				1456	
Richmond (RMD)	16 d	1306		1328	1323	1336		1358	1353	1406		1430	1423	1436		1458	1453
St Margarets (SMG)	d			1331				1401				1432				1501	
Twickenham (TWI)	d	1310		1333	1327	1340		1403	1357	1410		1435	1427	1440		1503	1457
Whitton (WTN)	d				1330				1400				1430				1500
Feltham (FEL)	a	1316	1338		1334	1346	1408		1404	1416	1438		1434	1446	1508		1504
Ashford (Surrey) (AFS)	a		1342		1338		1412		1408		1442		1438		1512		1508
Staines (SNS)	a	1322	1346		1341	1352	1416		1411	1422	1446		1441	1452	1516		1511
Strawberry Hill (STW)	a			1337				1407				1438					1507
Teddington (TED)	a			1340				1410				1442					1510
Hampton Wick (HMW)	a			1344				1414				1445					1514
Kingston (KNG)	a			1346				1416				1447					1516

Operator		SW	SW	SW	SW	SW	SW	SW	SW	SW	SW	SW	SW	SW	SW	SW	SW
Days of operation/Notes		B	A	WW	C	B	A	WW	C	B	A	WW	C	B	A	WW	C
London Waterloo (WAT)	16 d	1450	1452	1500	1503	1520	1522	1530	1533	1550	1552	1600	1603	1620	1622	1630	1633
Vauxhall (VXH)	d		1456	1504	1507		1526	1534	1537		1556	1604	1607		1626	1634	1637
Queenstown Rd.(Battersea) (QRB)	d		1459	1507			1529	1537			1559	1607			1629	1637	
Clapham Junction (CLJ)	10 d	1458	1502	1510	1513	1528	1532	1540	1543	1558	1602	1610	1613	1628	1632	1640	1643
Wandsworth Town (WNT)	d		1505	1513			1535	1543			1605	1613			1635	1643	
Putney (PUT)	d		1508	1516	1517		1538	1546	1547		1608	1616	1617		1638	1646	1647
Barnes (BNS)	d		1512	1521			1542	1551			1612	1621			1642	1651	
Barnes Bridge (BNI)	d		1514				1544				1614				1644		
Chiswick (CHK)	d		1517				1547				1617				1647		
Kew Bridge (KWB)	d		1520				1550				1620				1650		
Brentford (BFD)	d		1523				1553				1623				1653		
Syon Lane (SYL)	d		1525				1555				1625				1655		
Isleworth (ISL)	d		1527				1557				1627				1657		
Hounslow (HOU)	d		1532				1602				1632				1702		
Mortlake (MTL)	d			1524				1554				1624				1654	
North Sheen (NSH)	d			1526				1556				1626				1656	
Richmond (RMD)	16 d	1506		1528	1523	1536		1558	1553	1606		1628	1623	1636		1658	1653
St Margarets (SMG)	d			1531				1601				1631				1701	
Twickenham (TWI)	d	1510		1533	1527	1540		1603	1557	1610		1633	1627	1640		1703	1657
Whitton (WTN)	d				1530				1600				1630				1700
Feltham (FEL)	a	1516	1538		1534	1546	1608		1604	1616	1638		1634	1646	1708		1704
Ashford (Surrey) (AFS)	a		1542		1538		1612		1608		1642		1638		1712		1708
Staines (SNS)	a	1522	1546		1541	1552	1616		1611	1622	1646		1641	1652	1716		1711
Strawberry Hill (STW)	a			1537				1607				1637					1707
Teddington (TED)	a			1540				1610				1640					1710
Hampton Wick (HMW)	a			1544				1614				1644					1714
Kingston (KNG)	a			1546				1616				1646					1716





NOTES (see introductory pages for explanation of train operator codes and standard symbols)





a Arrival time
d Departure time

A To Weybridge
B To Reading
C To Windsor & Eton Riverside
WW To London Waterloo via Wimbledon

London to Putney, Hounslow, Richmond, Twickenham and Kingston

Saturdays

Operator	SW B	SW A	SW WW	SW C	SW B	SW A	SW WW	SW C	SW B	SW A	SW WW	SW C	SW B	SW A	SW WW	SW C
London Waterloo (WAT)  d	1650	1652	1700	1703	1720	1722	1730	1733	1750	1752	1800	1803	1820	1822	1830	1833
Vauxhall (VXH)  d		1656	1704	1707		1726	1734	1737		1756	1804	1807		1826	1834	1837
Queenstown Rd.(Battersea) (QRB) d		1659	1707			1729	1737			1759	1807			1829	1837	
Clapham Junction (CLJ)  d	1658	1702	1710	1713	1728	1732	1740	1743	1758	1802	1810	1813	1828	1832	1840	1843
Wandsworth Town (WNT) d		1705	1713			1735	1743			1805	1813			1835	1843	
Putney (PUT) d		1708	1716	1717		1738	1746	1747		1808	1816	1817		1838	1846	1847
Barnes (BNS) d		1712	1721			1742	1751			1812	1821			1842	1851	
Barnes Bridge (BNI) d		1714				1744				1814				1844		
Chiswick (CHK) d		1717				1747				1817				1847		
Kew Bridge (KWB) d		1720				1750				1820				1850		
Brentford (BFD) d		1723				1753				1823				1853		
Syon Lane (SYL) d		1725				1755				1825				1855		
Isleworth (ISL) d		1727				1757				1827				1857		
Hounslow (HOU) d		1732				1802				1832				1902		
Mortlake (MTL) d			1724				1754				1824				1854	
North Sheen (NSH) d			1726				1756				1826				1856	
Richmond (RMD)  d	1706		1728	1723	1736		1758	1753	1806		1828	1823	1836		1858	1853
St Margarets (SMG) d			1731				1801				1831				1901	
Twickenham (TWI) d	1710		1733	1727	1740		1803	1757	1810		1833	1827	1840		1903	1857
Whitton (WTN) d				1730				1800				1830				1900
Feltham (FEL) a	1716	1738		1734	1746	1808		1804	1816	1838		1834	1846	1908		1904
Ashford (Surrey) (AFS) a		1742		1738		1812		1808		1842		1838		1912		1908
Staines (SNS) a	1722	1746		1741	1752	1816		1811	1822	1846		1841	1852	1916		1911
Strawberry Hill (STW) a			1737				1807				1837					1907
Teddington (TED) a			1740				1810				1840					1910
Hampton Wick (HMW) a			1744				1814				1844					1914
Kingston (KNG) a			1746				1816				1846					1916

Operator	SW B	SW A	SW WW	SW C	SW B	SW A	SW WW	SW C	SW B	SW A	SW WW	SW C	SW B	SW A	SW WW	SW C
London Waterloo (WAT)  d	1850	1852	1900	1903	1920	1922	1930	1933	1950	1952	2000	2003	2020	2022	2030	2033
Vauxhall (VXH)  d		1856	1904	1907		1926	1934	1937		1956	2004	2007		2026	2034	2037
Queenstown Rd.(Battersea) (QRB) d		1859	1907			1929	1937			1959	2007			2029	2037	
Clapham Junction (CLJ)  d	1858	1902	1910	1913	1928	1932	1940	1943	1958	2002	2010	2013	2028	2032	2040	2043
Wandsworth Town (WNT) d		1905	1913			1935	1943			2005	2013			2035	2043	
Putney (PUT) d		1908	1916	1917		1938	1946	1947		2008	2016	2017		2038	2046	2047
Barnes (BNS) d		1912	1921			1942	1951			2012	2021			2042	2051	
Barnes Bridge (BNI) d		1914				1944				2014				2044		
Chiswick (CHK) d		1917				1947				2017				2047		
Kew Bridge (KWB) d		1920				1950				2020				2050		
Brentford (BFD) d		1923				1953				2023				2053		
Syon Lane (SYL) d		1925				1955				2025				2055		
Isleworth (ISL) d		1927				1957				2027				2057		
Hounslow (HOU) d		1932				2002				2032				2102		
Mortlake (MTL) d			1924				1954				2024				2054	
North Sheen (NSH) d			1926				1956				2026				2056	
Richmond (RMD)  d	1906		1928	1923	1936		1958	1953	2006		2028	2023	2036		2058	2053
St Margarets (SMG) d			1931				2001				2031				2101	
Twickenham (TWI) d	1910		1933	1927	1940		2003	1957	2010		2033	2027	2040		2103	2057
Whitton (WTN) d				1930				2000				2030				2100
Feltham (FEL) a	1916	1938		1934	1946	2008		2004	2016	2038		2034	2046	2108		2104
Ashford (Surrey) (AFS) a		1942		1938		2012		2008		2042		2038		2112		2108
Staines (SNS) a	1922	1946		1941	1952	2016		2011	2022	2046		2041	2053	2116		2111
Strawberry Hill (STW) a			1937				2007				2037					2107
Teddington (TED) a			1940				2010				2040					2110
Hampton Wick (HMW) a			1944				2014				2044					2114
Kingston (KNG) a			1946				2016				2046					2116

NOTES (see introductory pages for explanation of train operator codes and standard symbols)

- a Arrival time
- d Departure time

- A To Weybridge
- B To Reading
- C To Windsor & Eton Riverside
- WW To London Waterloo via Wimbledon

London to Putney, Hounslow, Richmond, Twickenham and Kingston

Saturdays

Operator	Days of operation/Notes	SW B	SW A	SW WW	SW C	SW B	SW A	SW WW	SW C	SW B	SW A	SW WW	SW C	SW B	SW A	SW WW	SW C
London Waterloo (WAT)	⊖ 15 d	2050	2052	2100	2103	2120	2122	2130	2133	2150	2152	2200	2203	2220	2222	2230	2233
Vauxhall (VXH)	⊖ d		2056	2104	2107		2126	2134	2137		2156	2204	2207		2226	2234	2237
Queenstown Rd.(Battersea) (QRB)	d		2059	2107			2129	2137			2159	2207			2229	2237	
Clapham Junction (CLJ)	10 d	2058	2102	2110	2113	2128	2132	2140	2143	2158	2202	2210	2213	2228	2232	2240	2243
Wandsworth Town (WNT)	d		2105	2113			2135	2143			2205	2213			2235	2243	
Putney (PUT)	d		2108	2116	2117		2138	2146	2147		2208	2216	2217		2238	2246	2247
Barnes (BNS)	d		2112	2121			2142	2151			2212	2221			2242	2251	
Barnes Bridge (BNI)	d		2114				2144				2214				2244		
Chiswick (CHK)	d		2117				2147				2217				2247		
Kew Bridge (KWB)	d		2120				2150				2220				2250		
Brentford (BFD)	d		2123				2153				2223				2253		
Syon Lane (SYL)	d		2125				2155				2225				2255		
Isleworth (ISL)	d		2127				2157				2227				2257		
Hounslow (HOU)	d		2132				2202				2232				2302		
Mortlake (MTL)	d			2124				2154				2224				2254	
North Sheen (NSH)	d			2126				2156				2226				2256	
Richmond (RMD)	⊖ d	2106		2128	2123	2136		2158	2153	2206		2228	2223	2236		2258	2253
St Margarets (SMG)	d			2131				2201				2231				2301	
Twickenham (TWI)	d	2110		2133	2127	2140		2203	2157	2210		2233	2227	2240		2303	2257
Whitton (WTN)	d				2130				2200				2230				2300
Feltham (FEL)	a	2116	2138		2134	2146	2208		2204	2216	2238		2234	2246	2308		2304
Ashford (Surrey) (AFS)	a		2142		2138		2212		2208		2242		2238		2312		2308
Staines (SNS)	a	2122	2146		2141	2152	2216		2211	2222	2246		2241	2252	2316		2311
Strawberry Hill (STW)	a			2137				2207				2237				2307	
Teddington (TED)	a			2140				2210				2240				2310	
Hampton Wick (HMW)	a			2144				2214				2244				2314	
Kingston (KNG)	a			2146				2216				2246				2316	

Operator	Days of operation/Notes	SW B	SW A	SW WW	SW C	SW B	SW D	SW WW	SW C	SW B	SW	SW SUM	SW SUM C	SW SUM B	SW SUM	SW SUM	SW SUM
London Waterloo (WAT)	⊖ 15 d	2250	2252	2300	2303	2320	2322	2330	2333	2350	2352	0001	0003	0020	0022	0033	0030
Vauxhall (VXH)	⊖ d		2256	2304	2307		2326	2334	2337		2356	0005	0008		0026	0037	0034
Queenstown Rd.(Battersea) (QRB)	d		2259	2307			2329	2337			2359	0008			0029	0037	0037
Clapham Junction (CLJ)	10 d	2258	2302	2310	2313	2328	2332	2340	2343	2358	0002	0011	0014	0028	0032	0043	0040
Wandsworth Town (WNT)	d		2305	2313			2335	2343			0005	0014			0035	0043	0043
Putney (PUT)	d		2308	2316	2317		2338	2346	2347		0008	0017	0018		0038	0047	0046
Barnes (BNS)	d		2312	2321			2342	2351			0012	0022			0041	0051	0051
Barnes Bridge (BNI)	d		2314				2344				0014				0043		
Chiswick (CHK)	d		2317				2347				0017				0046		
Kew Bridge (KWB)	d		2320				2350				0020				0049		
Brentford (BFD)	d		2323				2353				0023				0052		
Syon Lane (SYL)	d		2325				2355				0025				0054		
Isleworth (ISL)	d		2327				2357				0027				0056		
Hounslow (HOU)	d		2332				0002c				0030a				0059a		
Mortlake (MTL)	d			2324				2354				0025					0054
North Sheen (NSH)	d			2326				2356				0027					0056
Richmond (RMD)	⊖ d	2306		2328	2323	2336		2358	2353	0006		0029	0024	0036		0053	0058
St Margarets (SMG)	d			2331				0001				0032				0101	
Twickenham (TWI)	d	2310		2333	2327	2340		0004	2357	0010		0034	0028	0040		0057	0103
Whitton (WTN)	d				2330				2359				0031			0100	
Feltham (FEL)	a	2316	2338		2334	2346	0008		0004	0016			0035	0046		0104	
Ashford (Surrey) (AFS)	a		2342		2338		0012		0008				0039			0108	
Staines (SNS)	a	2323	2346		2341	2352	0016		0011	0022			0043	0052		0112	
Strawberry Hill (STW)	a			2337				0007				0038s					0107s
Teddington (TED)	a			2340				0011				0041s					0110s
Hampton Wick (HMW)	a			2344				0014				0044s					0113s
Kingston (KNG)	a			2346				0016				0047					0117

NOTES (see introductory pages for explanation of train operator codes and standard symbols)

- a Arrival time
- d Departure time
- s Stops to set down only
- c Arrives 3 minutes earlier

- A To Weybridge
- B To Reading
- C To Windsor & Eton Riverside
- D To Woking
- WW To London Waterloo via Wimbledon

SUM Sunday mornings

London to Putney, Hounslow, Richmond, Twickenham and Kingston

Sundays

Operator	SW WW	SW A	SW B	SW WW	SW C	SW A	SW B	SW C	SW WW	SW A	SW C	SW A	SW B	SW C	SW WW	SW A
London Waterloo (WAT)	0614	0644	0700	0714	0727			0809	0814	0825	0839	0844	0849	0909	0917	0924
Vauxhall (VXH)	0618	0648	0704	0718	0732			0813	0818	0829	0843	0848	0853	0913	0921	0928
Queenstown Rd.(Battersea) (QRB)	0621	0651		0721					0821			0852	0857		0925	
Clapham Junction (CLJ)	0624	0654	0710	0724	0748c	0752	0800	0819	0824	0835	0849	0855	0900	0919	0928	0935
Wandsworth Town (WNT)	0627	0657		0727		0755	0803		0827			0857	0903		0930	
Putney (PUT)	0630	0700	0714	0730	0753	0758	0806	0823	0830	0839	0853	0900	0906	0923	0933	0939
Barnes (BNS)	0633	0703		0733		0801	0809		0833			0903	0909		0936	
Barnes Bridge (BNI)							0811						0911			
Chiswick (CHK)							0813						0913			
Kew Bridge (KWB)							0816						0916			
Brentford (BFD)							0819						0919			
Syon Lane (SYL)							0821						0921			
Isleworth (ISL)							0823						0923			
Hounslow (HOU)							0826						0926			
Mortlake (MTL)	0635	0705		0735		0804			0835			0906			0939	
North Sheen (NSH)	0637	0707		0737		0806			0837			0908			0941	
Richmond (RMD)	0640	0710	0720	0740	0759	0808		0829	0840	0846	0859	0910		0929	0943	0946
St Margarets (SMG)	0642	0712		0742		0811			0842			0913			0946	
Twickenham (TWI)	0645	0715	0724	0745	0803	0814		0833	0845	0851	0903	0915		0933	0948	0951
Whitton (WTN)		0718				0817				0854		0918			0954	
Feltham (FEL)		0722	0729		0808	0821	0832	0838		0858	0909	0922	0932	0939		0958
Ashford (Surrey) (AFS)		0726				0825	0836			0903		0927	0936		1003	
Staines (SNS)		0730	0736		0815	0829	0840	0845		0906	0915	0930	0940	0945		1006
Strawberry Hill (STW)	0648			0748					0848						0952	
Teddington (TED)	0652			0752					0852						0955	
Hampton Wick (HMW)	0657			0757					0857						0958	
Kingston (KNG)	0659			0759					0859						1000	

Operator	SW C	SW A	SW B	SW C	SW WW	SW F	SW G	SW C	SW A	SW B	SW C	SW WW	SW A	SW C	SW A	SW B
London Waterloo (WAT)	0939	0942	0949	1009	1014	1025		1039	1044	1050	1109	1114	1125	1139	1144	1150
Vauxhall (VXH)	0943	0946	0953	1013	1018	1029		1043	1048	1054	1113	1118	1129	1143	1148	1154
Queenstown Rd.(Battersea) (QRB)		0950	0957		1021				1051	1057		1121			1151	1157
Clapham Junction (CLJ)	0949	0954	1000	1019	1024	1035		1049	1054	1100	1119	1124	1135	1149	1154	1200
Wandsworth Town (WNT)		0957	1003		1027				1057	1103		1127			1157	1203
Putney (PUT)	0953	1000	1006	1023	1030	1039		1053	1100	1106	1123	1130	1139	1153	1200	1206
Barnes (BNS)		1003	1009		1033				1103	1109		1133			1203	1209
Barnes Bridge (BNI)			1011							1111						1211
Chiswick (CHK)			1013							1113						1213
Kew Bridge (KWB)			1016							1116						1216
Brentford (BFD)			1019							1119						1219
Syon Lane (SYL)			1021							1121						1221
Isleworth (ISL)			1023							1123						1223
Hounslow (HOU)			1026							1126						1226
Mortlake (MTL)		1005			1035				1105			1135			1205	
North Sheen (NSH)		1007			1037				1107			1137			1207	
Richmond (RMD)	0959	1010		1029	1040	1045	1045	1059	1110		1129	1140	1145	1159	1210	
St Margarets (SMG)		1012			1042				1112			1142			1212	
Twickenham (TWI)	1003	1015		1033	1045	1049	1049	1103	1115		1133	1145	1149	1203	1215	
Whitton (WTN)		1018				1052	1052		1118				1152		1218	
Feltham (FEL)	1009	1022	1032	1038		1056	1056	1108	1122	1132	1138		1156	1208	1222	1232
Ashford (Surrey) (AFS)		1026	1036			1100	1100		1126	1136			1200		1226	1236
Staines (SNS)	1015	1030	1040	1045		1104	1104	1115	1130	1140	1145		1204	1215	1230	1240
Strawberry Hill (STW)					1048							1148				
Teddington (TED)					1052							1152				
Hampton Wick (HMW)					1057							1157				
Kingston (KNG)					1059							1159				

NOTES (see introductory pages for explanation of train operator codes and standard symbols)

- a Arrival time
- d Departure time
- c Arrives 11 minutes earlier

- A To Windsor & Eton Riverside
- B To Woking
- C To Reading
- F Runs until 15 September. To Windsor & Eton Riverside
- G Runs from 22 September. To Windsor & Eton Riverside
- WW To London Waterloo via Wimbledon

London to Putney, Hounslow, Richmond, Twickenham and Kingston

Sundays

Operator Days of operation/Notes	SW C	SW WW	SW A	SW C	SW A	SW B	SW C	SW WW	SW A	SW C	SW A	SW B	SW C	SW WW	SW	SW A
London Waterloo (WAT)	1209	1214	1225	1239	1244	1250	1309	1314	1325	1339	1344	1350	1409	1414	1420	1425
Vauxhall (VXH)	1213	1218	1229	1243	1248	1254	1313	1318	1329	1343	1348	1354	1413	1418	1424	1429
Queenstown Rd.(Battersea) (QRB)		1221			1251	1257		1321			1351	1357		1421	1427	
Clapham Junction (CLJ)	1219	1224	1235	1249	1254	1300	1319	1324	1335	1349	1354	1400	1419	1424	1430	1435
Wandsworth Town (WNT)		1227			1257	1303		1327			1357	1403		1427	1433	
Putney (PUT)	1223	1230	1239	1253	1300	1306	1323	1330	1339	1353	1400	1406	1423	1430	1436	1439
Barnes (BNS)		1233			1303	1309		1333			1403	1409		1433	1439	
Barnes Bridge (BNI)						1311						1411			1441	
Chiswick (CHK)						1313						1413			1444	
Kew Bridge (KWB)						1316						1416			1446	
Brentford (BFD)						1319						1419			1449	
Syon Lane (SYL)						1321						1421			1451	
Isleworth (ISL)						1323						1423			1453	
Hounslow (HOU)						1326						1426			1457	
Mortlake (MTL)		1235			1305			1335				1405			1435	
North Sheen (NSH)		1237			1307			1337				1407			1437	
Richmond (RMD)	1229	1240	1245	1259	1310		1329	1340	1345	1359	1410		1429	1440		1445
St Margarets (SMG)		1242			1312			1342			1412			1442		
Twickenham (TWI)	1233	1245	1249	1303	1315		1333	1345	1349	1403	1415		1433	1445	1511e	1449
Whitton (WTN)			1252		1318				1352		1418				↳	1452
Feltham (FEL)	1238		1256	1308	1322	1332	1338		1356	1408	1422	1432	1438			1456
Ashford (Surrey) (AFS)			1300		1326	1336			1400		1426	1436				1501
Staines (SNS)	1245		1304	1315	1330	1340	1345		1404	1415	1430	1440	1445			1504
Strawberry Hill (STW)		1248						1348							1448	
Teddington (TED)		1252						1352							1452	
Hampton Wick (HMW)		1257						1357							1457	
Kingston (KNG)		1259						1359							1459	

Operator Days of operation/Notes	SW C	SW WH	SW A	SW B	SW C	SW WW	SW	SW A	SW C	SW WH	SW A	SW B	SW C	SW WW	SW	SW A
London Waterloo (WAT)	1439		1444	1450	1509	1514	1520	1525	1539		1544	1550	1609	1614	1620	1625
Vauxhall (VXH)	1443		1448	1454	1513	1518	1524	1529	1543		1548	1554	1613	1618	1624	1629
Queenstown Rd.(Battersea) (QRB)			1451	1457		1521	1527				1551	1557		1621	1627	
Clapham Junction (CLJ)	1449		1454	1500	1519	1524	1530	1535	1549		1554	1600	1619	1624	1630	1635
Wandsworth Town (WNT)			1457	1503		1527	1533				1557	1603		1627	1633	
Putney (PUT)	1453		1500	1506	1523	1530	1536	1539	1553		1600	1606	1623	1630	1636	1639
Barnes (BNS)			1503	1509		1533	1539				1603	1609		1633	1639	
Barnes Bridge (BNI)				1511			1541					1611			1641	
Chiswick (CHK)				1513			1544					1613			1644	
Kew Bridge (KWB)				1516			1546					1616			1646	
Brentford (BFD)				1519			1549					1619			1649	
Syon Lane (SYL)				1521			1551					1621			1651	
Isleworth (ISL)				1523			1553					1623			1653	
Hounslow (HOU)				1526			1557					1626			1657	
Mortlake (MTL)			1505			1535					1605			1635		
North Sheen (NSH)			1507			1537					1607			1637		
Richmond (RMD)	1459		1510		1529	1540		1545	1559		1610		1629	1640		1645
St Margarets (SMG)		↳	1512			1542				↳	1612			1642		
Twickenham (TWI)	1503	1511e	1515		1533	1545	1611e	1549	1603	1611e	1615		1633	1645	1711e	1649
Whitton (WTN)		1501	1518				↳	1552		1601	1618				↳	1652
Feltham (FEL)	1508		1522	1532	1538			1556	1608		1622	1632	1638			1656
Ashford (Surrey) (AFS)			1526	1536				1601			1626	1636				1701
Staines (SNS)	1515		1530	1540	1545			1604	1615		1630	1640	1645			1704
Strawberry Hill (STW)		1514				1548				1614				1648		
Teddington (TED)		1518				1552				1618				1652		
Hampton Wick (HMW)		1521				1557				1621				1657		
Kingston (KNG)		1523				1559				1623				1659		

NOTES (see introductory pages for explanation of train operator codes and standard symbols)

- a Arrival time
- d Departure time
- e Arrives 7 minutes earlier

- A To Windsor & Eton Riverside
- B To Woking
- C To Reading
- WH From London Waterloo via Hounslow
- WW To London Waterloo via Wimbledon

London to Putney, Hounslow, Richmond, Twickenham and Kingston

Sundays

Operator Days of operation/Notes	SW C	SW WH	SW A	SW B	SW C	SW WW	SW	SW A	SW C	SW WH	SW A	SW B	SW C	SW WW	SW	SW A
London Waterloo (WAT)	1639		1644	1650	1709	1714	1720	1725	1739		1744	1750	1809	1814	1820	1825
Vauxhall (VXH)	1643		1648	1654	1713	1718	1724	1729	1743		1748	1754	1813	1818	1824	1829
Queenstown Rd.(Battersea) (QRB)			1651	1657		1721	1727				1751	1757		1821	1827	
Clapham Junction (CLJ)	1649		1654	1700	1719	1724	1730	1735	1749		1754	1800	1819	1824	1830	1835
Wandsworth Town (WNT)			1657	1703		1727	1733				1757	1803		1827	1833	
Putney (PUT)	1653		1700	1706	1723	1730	1736	1739	1753		1800	1806	1823	1830	1836	1839
Barnes (BNS)			1703	1709		1733	1739				1803	1809		1833	1839	
Barnes Bridge (BNI)				1711			1741					1811			1841	
Chiswick (CHK)				1713			1744					1813			1844	
Kew Bridge (KWB)				1716			1746					1816			1846	
Brentford (BFD)				1719			1749					1819			1849	
Syon Lane (SYL)				1721			1751					1821			1851	
Isleworth (ISL)				1723			1753					1823			1853	
Hounslow (HOU)				1726			1757					1826			1857	
Mortlake (MTL)			1705			1735					1805			1835		
North Sheen (NSH)			1707			1737					1807			1837		
Richmond (RMD)	1659		1710		1729	1740		1745	1759		1810		1829	1840		1845
St Margarets (SMG)		1711	1712			1742				1811	1812			1842		
Twickenham (TWI)	1703	1711e	1715		1733	1745	1811e	1749	1803	1811e	1815		1833	1845	1911e	1849
Whitton (WTN)		1701	1718				1801	1752		1801	1818				1848	1852
Feltham (FEL)	1708		1722	1732	1738			1756	1808		1822	1832	1838			1856
Ashford (Surrey) (AFS)			1726	1736				1801			1826	1836				1901
Staines (SNS)	1715		1730	1740	1745			1804	1815		1830	1840	1845			1904
Strawberry Hill (STW)		1714				1748				1814				1848		
Teddington (TED)		1718				1752				1818				1852		
Hampton Wick (HMW)		1721				1757				1821				1857		
Kingston (KNG)		1723				1759				1823				1859		

Operator Days of operation/Notes	SW C	SW WH	SW A	SW B	SW C	SW WW	SW	SW A	SW C	SW WH	SW A	SW B	SW C	SW WW	SW	SW A
London Waterloo (WAT)	1839		1844	1850	1909	1914	1920	1925	1939		1944	1950	2009	2014	2020	2025
Vauxhall (VXH)	1843		1848	1854	1913	1918	1924	1929	1943		1948	1954	2013	2018	2024	2029
Queenstown Rd.(Battersea) (QRB)			1851	1857		1921	1927				1951	1957		2021	2027	
Clapham Junction (CLJ)	1849		1854	1900	1919	1924	1930	1935	1949		1954	2000	2019	2024	2030	2035
Wandsworth Town (WNT)			1857	1903		1927	1933				1957	2003		2027	2033	
Putney (PUT)	1853		1900	1906	1923	1930	1936	1939	1953		2000	2006	2023	2030	2036	2039
Barnes (BNS)			1903	1909		1933	1939				2003	2009		2033	2039	
Barnes Bridge (BNI)				1911			1941					2011			2041	
Chiswick (CHK)				1913			1944					2013			2044	
Kew Bridge (KWB)				1916			1946					2016			2046	
Brentford (BFD)				1919			1949					2019			2049	
Syon Lane (SYL)				1921			1951					2021			2051	
Isleworth (ISL)				1923			1953					2023			2053	
Hounslow (HOU)				1926			1957					2026			2057	
Mortlake (MTL)			1905			1935					2005			2035		
North Sheen (NSH)			1907			1937					2007			2037		
Richmond (RMD)	1859		1910		1929	1940		1945	1959		2010		2029	2040		2045
St Margarets (SMG)		1911	1912			1942				2011	2012			2042		
Twickenham (TWI)	1903	1911e	1915		1933	1945	2011e	1949	2003	2011e	2015		2033	2045	2111e	2049
Whitton (WTN)		1901	1918				2001	1952		2001	2018				2052	
Feltham (FEL)	1908		1922	1932	1938			1956	2008		2022	2032	2038			2056
Ashford (Surrey) (AFS)			1926	1936				2001			2026	2036				2101
Staines (SNS)	1915		1930	1940	1945			2004	2015		2030	2040	2045			2104
Strawberry Hill (STW)		1914				1948				2014				2048		
Teddington (TED)		1918				1952				2018				2052		
Hampton Wick (HMW)		1921				1957				2021				2057		
Kingston (KNG)		1923				1959				2023				2059		

NOTES (see introductory pages for explanation of train operator codes and standard symbols)

- a Arrival time
- d Departure time
- e Arrives 7 minutes earlier

- A To Windsor & Eton Riverside
- B To Woking
- C To Reading
- WH From London Waterloo via Hounslow
- WW To London Waterloo via Wimbledon

London to Putney, Hounslow, Richmond, Twickenham and Kingston

Sundays

Operator	Days of operation/Notes	SW C	SW WH	SW A	SW B	SW C	SW WW	SW	SW C	SW WH	SW A	SW B	SW D	SW E	SW WW	SW	SW C
London Waterloo (WAT)	⊖ 15 d	2039		2044	2050	2109	2114	2120	2139		2144	2150	2209	2209	2214	2220	2239
Vauxhall (VXH)	⊖ d	2043		2048	2054	2113	2118	2124	2143		2148	2154	2213	2213	2218	2224	2243
Queenstown Rd.(Battersea) (QRB)	d			2051	2057		2121	2127			2151	2157			2221	2227	
Clapham Junction (CLJ)	10 d	2049		2054	2100	2119	2124	2130	2149		2154	2200	2219	2221	2224	2230	2249
Wandsworth Town (WNT)	d			2057	2103		2127	2133			2157	2203			2227	2233	
Putney (PUT)	d	2053		2100	2106	2123	2130	2136	2153		2200	2206	2223	2225	2230	2236	2253
Barnes (BNS)	d			2103	2109		2133	2139			2203	2209			2233	2239	
Barnes Bridge (BNI)	d				2111			2141				2211				2241	
Chiswick (CHK)	d				2113			2144				2213				2244	
Kew Bridge (KWB)	d				2116			2146				2216				2246	
Brentford (BFD)	d				2119			2149				2219				2249	
Syon Lane (SYL)	d				2121			2151				2221				2251	
Isleworth (ISL)	d				2123			2153				2223				2253	
Hounslow (HOU)	d				2126			2157				2226				2257	
Mortlake (MTL)	d			2105			2135				2205				2235		
North Sheen (NSH)	d			2107			2137				2207				2237		
Richmond (RMD)	⊖ d	2059		2110		2129	2140		2159		2210		2229	2231	2240		2259
St Margarets (SMG)	d		←	2112			2142			←	2212				2242		
Twickenham (TWI)	d	2103	2111e	2115		2133	2145	2211e	2203	2211e	2215		2233	2235	2245	2311e	2303
Whitton (WTN)	d		2101	2118				←		2201	2218					←	
Feltham (FEL)	a	2108		2122	2132	2138			2208		2222	2232	2238	2241			2308
Ashford (Surrey) (AFS)	a			2126	2136						2226	2236					
Staines (SNS)	a	2115		2130	2140	2145			2215		2230	2240	2245	2248			2315
Strawberry Hill (STW)	a		2114				2148				2214				2248		
Teddington (TED)	a		2118				2152				2218				2252		
Hampton Wick (HMW)	a		2121				2157				2221				2257		
Kingston (KNG)	a		2123				2159				2223				2259		

Operator	Days of operation/Notes	SW WH	SW A	SW B	SW C	SW	SW	SW C	SW WH	SW	SW MM	SW MM
London Waterloo (WAT)	⊖ 15 d		2244	2250	2309	2314	2320	2339		2344	0003	0018
Vauxhall (VXH)	⊖ d		2248	2254	2313	2318	2324	2343		2348	0007	0022
Queenstown Rd.(Battersea) (QRB)	d		2251	2257		2321	2327			2351	0010	
Clapham Junction (CLJ)	10 d		2254	2300	2319	2324	2330	2349		2354	0013	0028
Wandsworth Town (WNT)	d		2257	2303		2327	2333			2357	0016	
Putney (PUT)	d		2300	2306	2323	2330	2336	2353		2359	0019	0032
Barnes (BNS)	d		2303	2309		2333	2339			0003	0022	
Barnes Bridge (BNI)	d			2311			2341					
Chiswick (CHK)	d			2313			2344					
Kew Bridge (KWB)	d			2316			2346					
Brentford (BFD)	d			2319			2349					
Syon Lane (SYL)	d			2321			2351					
Isleworth (ISL)	d			2323			2353					
Hounslow (HOU)	d			2326			2357					
Mortlake (MTL)	d		2305			2335				0005	0024	
North Sheen (NSH)	d		2307			2337				0007	0026	
Richmond (RMD)	⊖ d		2310		2329	2340		2359		0010	0029	0038
St Margarets (SMG)	d	←	2312			2342			←	0012	0031	
Twickenham (TWI)	d	2311e	2315		2333	2345	0011e	0003	0011e	0015	0034	0042
Whitton (WTN)	d	2301	2318				←		0001	0018		
Feltham (FEL)	a		2323	2332	2338			0008		0022		
Ashford (Surrey) (AFS)	a		2328	2336						0026		
Staines (SNS)	a		2331	2340	2345			0015		0030		
Strawberry Hill (STW)	a	2314				2348			0014		0037	0045s
Teddington (TED)	a	2318				2352			0018			0049s
Hampton Wick (HMW)	a	2321				2355			0021			0052s
Kingston (KNG)	a	2323				2357			0023			0054

NOTES (see introductory pages for explanation of train operator codes and standard symbols)

- a Arrival time
- d Departure time
- s Stops to set down only
- e Arrives 7 minutes earlier

- A To Windsor & Eton Riverside
- B To Woking
- C To Reading
- D Runs until 15 September. To Reading
- E Runs from 22 September. To Reading
- WH From London Waterloo via Hounslow
- WW To London Waterloo via Wimbledon

MM Monday mornings

Kingston, Twickenham, Richmond, Hounslow and Putney to London

Mondays to Fridays

Operator Days of operation/Notes	SW	SW	SW A	SW	SW B	SW	SW	SW C	SW D	SW E	SW F	SW WW	SW C	SW G	SW E	SW F
Kingston (KNG)	d						0559					0626				
Hampton Wick (HMW)	d						0601					0630				
Teddington (TED)	d						0605					0635				
Strawberry Hill (STW)	d		0538				0609					0641f				
Staines (SNS)	d	0453		0537	0556			0608	0603		0629		0638	0625		0659
Ashford (Surrey) (AFS)	d	0456		0540				0611	0606				0641	0628		
Feltham (FEL)	d	0501		0545	0602			0616	0611		0637		0646	0633		0706
Whitton (WTN)	d	0505		0549				0620		0620			0650		0653	0650
Twickenham (TWI)	d	0508		0543	0553	0609		0613	0623		0615	0642	0645	0653	0657	0647
St Margarets (SMG)	d	0510		0545				0615				0647			0659	
Richmond (RMD)	⊖ d	0514		0549	0558	0614		0619	0628			0647	0651	0658	0703	0716
North Sheen (NSH)	d	0516		0551				0621					0653		0705	
Mortlake (MTL)	d	0518		0553				0623					0655		0707	
Hounslow (HOU)	d		0531			0601			0618	0631f				0644h	0648	0659
Isleworth (ISL)	d		0534			0604			0621	0634				0647		0702
Syon Lane (SYL)	d		0536			0606			0623	0636				0650		0705
Brentford (BFD)	d		0539			0609			0625	0639				0653		0708
Kew Bridge (KWB)	d		0541			0611			0628	0641				0655		0710
Chiswick (CHK)	d		0544			0614			0630	0644				0658		0713
Barnes Bridge (BNI)	d		0546			0616			0633	0646				0701		0716
Barnes (BNS)	d	0522	0549	0556		0619	0626		0635	0649		0658		0704	0710	0719
Putney (PUT)	d	0525	0552	0559	0605	0621	0622	0629	0634	0638	0652	0653	0701	0704	0707	0713
Wandsworth Town (WNT)	d	0528	0555	0602		0625	0632		0641	0655			0704	0710	0716	0725
Clapham Junction (CLJ)	Ⓜ d	0531	0558	0605	0609	0625	0628	0635	0639	0644	0659	0658	0707	0709	0713	0719
Queenstown Rd.(Battersea) (QRB)	d	0534		0608				0638		0647			0710	0716		0729
Vauxhall (VXH)	⊖ d	0537	0604	0612	0615	0631	0634	0642	0645	0650	0704		0714	0715	0720	0725
London Waterloo (WAT)	⊖ Ⓜ a	0542	0608	0618	0619	0636	0639	0646	0649	0656	0711	0709	0720	0722	0726	0731

Operator Days of operation/Notes	SW WW	SW C	SW H	SW A	SW E	SW J	SW F	SW WW	SW C	SW H	SW A	SW WM	SW J	SW F	SW WW	SW A	SW C
Kingston (KNG)	d	0658						0728							0758		
Hampton Wick (HMW)	d	0700						0730							0800		
Teddington (TED)	d	0705						0735							0805		
Strawberry Hill (STW)	d	0711f			0717			0738			0745				0808	0815	
Staines (SNS)	d		0711	0654		0718	0728		0741	0723			0748	0758			0808
Ashford (Surrey) (AFS)	d		0714	0657		0721			0744	0726			0751				0811
Feltham (FEL)	d		0719	0702		0726	0735		0749	0731			0756	0805			0816
Whitton (WTN)	d		0723			0720	0730		0753			0750	0800				0820
Twickenham (TWI)	d	0715	0726		0728e	0717	0734	0741	0743	0756		0757c	0803	0811	0813	0820	0824
St Margarets (SMG)	d	0717			0730			0745				0800			0815		
Richmond (RMD)	⊖ d	0721	0731		0734		0738	0745	0801		0804		0808	0815	0819	0824	0828
North Sheen (NSH)	d	0723			0736			0751				0806			0821		
Mortlake (MTL)	d	0725			0738			0753			0808				0823		
Hounslow (HOU)	d			0715c		0729				0745c		0759					
Isleworth (ISL)	d			0718		0732						0802					
Syon Lane (SYL)	d			0720		0735				0750		0805					
Brentford (BFD)	d			0723		0738				0753		0808					
Kew Bridge (KWB)	d			0726		0741				0756		0810					
Chiswick (CHK)	d			0729		0743				0759		0813					
Barnes Bridge (BNI)	d			0732		0746				0802		0816					
Barnes (BNS)	d	0728		0735	0742	0749		0756		0805	0812	0819			0826		
Putney (PUT)	d	0731	0737	0738	0745	0752		0759	0807	0808	0815	0822			0829		0835
Wandsworth Town (WNT)	d	0734		0741	0748	0755		0802		0811	0818	0825			0832		
Clapham Junction (CLJ)	Ⓜ d	0737	0742	0744	0751	0758	0748	0754	0806	0812	0814	0821	0828	0818	0824	0835	0833
Queenstown Rd.(Battersea) (QRB)	d	0740		0747				0809		0817					0838		
Vauxhall (VXH)	⊖ d	0744	0747	0751	0758	0804	0754		0813	0817	0820	0827	0834	0824	0842	0839	0845
London Waterloo (WAT)	⊖ Ⓜ a	0751	0754	0758	0804	0810	0800	0806	0821	0824	0828	0833	0840	0830	0836	0848	0851

NOTES (see introductory pages for explanation of train operator codes and standard symbols)

- a Arrival time
- d Departure time
- c Arrives 8 minutes earlier
- e Arrives 7 minutes earlier
- f Arrives 3 minutes earlier
- h Arrives 6 minutes earlier
- A From Shepperton
- B From Ascot
- C From Windsor & Eton Riverside
- D From Woking
- E From Twickenham
- F From Reading
- G From Hounslow
- H From Weybridge
- J From Farnham
- WM From London Waterloo via Mortlake
- WW From London Waterloo via Wimbledon

Kingston, Twickenham, Richmond, Hounslow and Putney to London

Mondays to Fridays

Operator Days of operation/Notes	SW H	SW WH	SW F	SW WM	SW WW	SW C	SW H	SW WH	SW WM	SW F	SW WW	SW C	SW H	SW WH	SW WM	SW F	SW WW	
Kingston (KNG)	d				0828												0858	
Hampton Wick (HMW)	d				0830												0900	
Teddington (TED)	d				0835												0905	
Strawberry Hill (STW)	d				0838												0908	
Staines (SNS)	d	0803		0828			0840	0833					0858			0910	0903	
Ashford (Surrey) (AFS)	d	0806					0843	0836								0913	0906	
Feltham (FEL)	d	0811		0835			0848	0841					0905			0918	0911	
Whitton (WTN)	d		0823		0820		0852		0854	0850						0922		0924
Twickenham (TWI)	d		0828	0841		0843	0855		0858				0911	0913	0925		0928	0920
St Margarets (SMG)	d		0830			0845			0900				0915	0915			0930	0941
Richmond (RMD)	d		0834	0845		0849	0900		0904				0915	0919	0930		0934	0945
North Sheen (NSH)	d		0836			0851			0906					0921			0936	0951
Mortlake (MTL)	d		0838			0853			0908					0923			0938	0953
Hounslow (HOU)	d	0817			0829			0847		0901f						0917		0931f
Isleworth (ISL)	d	0820			0832			0850		0904						0920		0934
Syon Lane (SYL)	d	0822			0834			0852		0906						0922		0936
Brentford (BFD)	d	0825			0837			0855		0909						0924		0939
Kew Bridge (KWB)	d	0827			0840			0857		0911						0927		0941
Chiswick (CHK)	d	0830			0843			0900		0914						0929		0944
Barnes Bridge (BNI)	d	0833			0846			0903		0916						0932		0946
Barnes (BNS)	d	0836	0841		0849	0856		0906	0911	0919					0926	0935	0941	0949
Putney (PUT)	d	0839	0844		0852	0859	0906	0909	0914	0922				0929	0936	0938	0944	0952
Wandsworth Town (WNT)	d	0842	0847		0855	0902		0912	0917	0925				0932		0941	0947	0955
Clapham Junction (CLJ)	10 d	0845	0850	0854	0858	0905	0911	0915	0920	0928	0924			0935	0941	0944	0950	0958
Queenstown Rd.(Battersea) (QRB)	d	0848				0908		0918						0938		0947		0954
Vauxhall (VXH)	d	0851	0856	0900	0904	0912	0917	0922	0926	0934				0942	0946	0950	0956	1004
London Waterloo (WAT)	15 a	0858	0902	0907	0911	0918	0923	0928	0932	0940	0936	0948	0953	0958	1000	1009	1003	1016

Operator Days of operation/Notes	SW C	SW H	SW WH	SW F	SW WM	SW WW	SW C	SW H	SW F	SW WW	SW C	SW H	SW F	SW WW	SW C	SW H	SW F	
Kingston (KNG)	d					0958				1028						1058		
Hampton Wick (HMW)	d					1000				1030						1100		
Teddington (TED)	d					1005				1035						1105		
Strawberry Hill (STW)	d					1008				1038						1108		
Staines (SNS)	d	0938	0933		0958			1008	1003	1028				1038	1033	1058		1108
Ashford (Surrey) (AFS)	d	0941	0936					1011	1006					1041	1036			1111
Feltham (FEL)	d	0946	0941		1005			1016	1011	1035				1046	1041	1105		1116
Whitton (WTN)	d	0950		0952		0950		1020						1050				1120
Twickenham (TWI)	d	0953		0958	1011		1013	1023		1041	1043	1053		1111	1113	1123		1141
St Margarets (SMG)	d			1000			1015				1045				1115			1145
Richmond (RMD)	d	0958		1004	1015		1019	1028		1045	1049	1058		1115	1119	1128		1145
North Sheen (NSH)	d			1006			1021				1051				1121			1145
Mortlake (MTL)	d			1008			1023				1053				1123			1145
Hounslow (HOU)	d		0947			1001f			1017					1047				1117
Isleworth (ISL)	d		0950			1004			1020					1050				1120
Syon Lane (SYL)	d		0952			1006			1022					1052				1122
Brentford (BFD)	d		0954			1009			1024					1054				1124
Kew Bridge (KWB)	d		0957			1011			1027					1057				1127
Chiswick (CHK)	d		0959			1014			1029					1059				1129
Barnes Bridge (BNI)	d		1002			1016			1032					1102				1132
Barnes (BNS)	d		1005	1011		1019	1026		1035			1056		1105		1126		1135
Putney (PUT)	d	1004	1008	1014		1022	1029	1034	1038		1059	1104	1108		1129	1134		1138
Wandsworth Town (WNT)	d		1011	1017		1025	1032		1041		1102		1111		1132			1141
Clapham Junction (CLJ)	10 d	1011f	1015	1020	1027	1029	1035	1039	1043	1054	1105	1109	1114	1124	1135	1139	1144	1154
Queenstown Rd.(Battersea) (QRB)	d		1018			1038			1047		1108		1117		1138			1147
Vauxhall (VXH)	d	1017	1022	1026		1036	1042	1045	1050		1112	1115	1121		1142	1145	1151	
London Waterloo (WAT)	15 a	1021	1028	1030	1037	1040	1046	1049	1058	1104	1116	1119	1126	1134	1146	1149	1156	1204

NOTES (see introductory pages for explanation of train operator codes and standard symbols)

- a Arrival time
- d Departure time
- f Arrives 3 minutes earlier

- C From Windsor & Eton Riverside
- F From Reading
- H From Weybridge
- WH From London Waterloo via Hounslow
- WM From London Waterloo via Mortlake
- WW From London Waterloo via Wimbledon

Kingston, Twickenham, Richmond, Hounslow and Putney to London

Mondays to Fridays

Operator	SW	SW	SW	SW	SW	SW	SW	SW	SW	SW	SW	SW	SW	SW	SW	SW	SW	
Days of operation/Notes	WW	C	H	F	WW	C	FX H	FO H	F	WW	C	H	F	WW	C	H	F	
Kingston (KNG)	d	1128				1158				1228				1258				
Hampton Wick (HMW)	d	1130				1200				1230				1300				
Teddington (TED)	d	1135				1205				1235				1305				
Strawberry Hill (STW)	d	1138				1208				1238				1308				
Staines (SNS)	d		1138	1133	1158		1208	1203	1203	1228		1238	1233	1258		1308	1303	1328
Ashford (Surrey) (AFS)	d		1141	1136			1211	1206	1206			1241	1236			1311	1306	
Feltham (FEL)	d		1146	1141	1205		1216	1211	1211	1235		1246	1241	1305		1316	1311	1335
Whitton (WTN)	d		1150				1220					1250				1320		
Twickenham (TWI)	d	1143	1153		1211	1213	1224			1241	1243	1253		1311	1313	1323		1341
St Margarets (SMG)	d	1145				1215				1245	1245			1315				
Richmond (RMD)	⊖ d	1149	1158		1215	1219	1228			1245	1249	1258		1315	1319	1328		1345
North Sheen (NSH)	d	1151				1221				1251				1321				
Mortlake (MTL)	d	1153				1223				1253				1323				
Hounslow (HOU)	d			1147				1217	1217				1247					1317
Isleworth (ISL)	d			1150				1220	1220				1250					1320
Syon Lane (SYL)	d			1152				1222	1222				1252					1322
Brentford (BFD)	d			1154				1224	1239j				1254					1324
Kew Bridge (KWB)	d			1157				1227	1242				1257					1327
Chiswick (CHK)	d			1159				1229	1245				1259					1329
Barnes Bridge (BNI)	d			1202				1232	1247				1302					1332
Barnes (BNS)	d	1156		1205		1226		1235	1250			1256	1305		1327			1335
Putney (PUT)	d	1159	1204	1208		1229	1234	1238				1259	1304	1308	1330	1334	1338	
Wandsworth Town (WNT)	d	1202		1211		1232		1241				1302		1311	1333			1341
Clapham Junction (CLJ)	Ⓜ d	1205	1209	1214	1226	1235	1239	1244	1258	1256	1305	1309	1315	1324	1336	1339	1343	1354
Queenstown Rd.(Battersea) (QRB)	d	1208		1217		1238		1247				1308		1318	1339			1346
Vauxhall (VXH)	⊖ d	1212	1215	1221		1242	1245	1251				1312	1315	1322	1343	1345	1350	
London Waterloo (WAT)	⊖ Ⓜ a	1216	1219	1226	1235	1246	1249	1256	1307	1305	1316	1319	1326	1334	1347	1349	1357	1404

Operator	SW	SW	SW	SW	SW	SW	SW	SW	SW	SW	SW	SW	SW	SW	SW	SW	SW		
Days of operation/Notes	WW	C	H	F	WW	C	H	F	WW	C	H	F	WW	C	H	F	WW		
Kingston (KNG)	d	1328				1358				1428				1458				1528	
Hampton Wick (HMW)	d	1330				1400				1430				1500				1530	
Teddington (TED)	d	1335				1405				1435				1505				1535	
Strawberry Hill (STW)	d	1338				1408				1438				1508				1538	
Staines (SNS)	d		1338	1333	1358		1408	1403	1428		1438	1433	1458		1508	1503	1528		
Ashford (Surrey) (AFS)	d		1341	1336			1411	1406			1441	1436			1511	1506			
Feltham (FEL)	d		1346	1341	1405		1416	1411	1435		1446	1441	1505		1516	1511	1535		
Whitton (WTN)	d		1350				1420					1450			1521				
Twickenham (TWI)	d	1343	1353		1411	1413	1423			1441	1443	1453		1511	1513	1523		1541	1543
St Margarets (SMG)	d	1345				1415				1445	1445			1515					1545
Richmond (RMD)	⊖ d	1349	1358		1415	1419	1428			1445	1449	1458		1515	1519	1529		1545	1549
North Sheen (NSH)	d	1351				1421				1451				1521					1551
Mortlake (MTL)	d	1353				1423				1453				1523					1553
Hounslow (HOU)	d			1347				1417					1447					1517	
Isleworth (ISL)	d			1350				1420					1450					1520	
Syon Lane (SYL)	d			1352				1422					1452					1522	
Brentford (BFD)	d			1354				1424					1454					1524	
Kew Bridge (KWB)	d			1357				1427					1457					1527	
Chiswick (CHK)	d			1359				1429					1459					1529	
Barnes Bridge (BNI)	d			1402				1432					1502					1532	
Barnes (BNS)	d	1356		1405		1426		1435		1456		1505		1526		1535		1556	
Putney (PUT)	d	1359	1404	1408		1429	1434	1438		1459	1504	1508		1529	1534	1538		1559	
Wandsworth Town (WNT)	d	1402		1411		1432		1441		1502		1511		1532		1541		1602	
Clapham Junction (CLJ)	Ⓜ d	1405	1409	1414	1424	1435	1439	1444	1454	1505	1509	1514	1524	1535	1540	1544	1554	1605	
Queenstown Rd.(Battersea) (QRB)	d	1408		1417		1438		1447		1508		1517		1538		1547		1608	
Vauxhall (VXH)	⊖ d	1412	1415	1421		1442	1445	1450		1512	1515	1520		1542	1545	1550		1612	
London Waterloo (WAT)	⊖ Ⓜ a	1416	1419	1428	1434	1446	1449	1456	1504	1516	1519	1526	1534	1546	1551	1556	1607	1616	

NOTES (see introductory pages for explanation of train operator codes and standard symbols)

a Arrival time
d Departure time
j Arrives 15 minutes earlier

C From Windsor & Eton Riverside
F From Reading
H From Weybridge
WW From London Waterloo via Wimbledon

FO Fridays only
FX Not Fridays

Kingston, Twickenham, Richmond, Hounslow and Putney to London

Mondays to Fridays

Operator Days of operation/Notes	SW C	SW H	SW WH	SW F	SW WM	SW WW	SW C	SW H	SW WH	SW F	SW WM	SW WW	SW C	SW H	SW WH	SW F	SW WM
Kingston (KNG)	d					1558						1628					
Hampton Wick (HMW)	d					1600						1630					
Teddington (TED)	d					1605						1635					
Strawberry Hill (STW)	d					1608						1638					
Staines (SNS)	d	1538	1533		1558			1608	1603		1628			1638	1633		1658
Ashford (Surrey) (AFS)	d	1541	1536					1611	1606					1641	1636		
Feltham (FEL)	d	1546	1541		1605			1616	1611		1635			1646	1641		1705
Whitton (WTN)	d	1550		1553		1550		1620		1623		1620		1650		1652	1650
Twickenham (TWI)	d	1553		1558	1611		1613	1623		1628	1641		1643	1653		1658	1711
St Margarets (SMG)	d			1600			1615			1630			1645			1700	
Richmond (RMD)	⊖ d	1558		1603	1615		1619	1628		1633	1645		1649	1658		1703	1715
North Sheen (NSH)	d			1605			1621			1635			1651			1705	
Mortlake (MTL)	d			1608			1623			1638			1653			1708	
Hounslow (HOU)	d		1547			1601f			1617			1631f			1647		1701f
Isleworth (ISL)	d		1550			1604			1620			1634			1650		1704
Syon Lane (SYL)	d		1552			1606			1622			1636			1652		1706
Brentford (BFD)	d		1554			1609			1624			1639			1654		1709
Kew Bridge (KWB)	d		1557			1611			1627			1641			1657		1711
Chiswick (CHK)	d		1559			1614			1629			1644			1659		1714
Barnes Bridge (BNI)	d		1602			1616			1632			1646			1702		1716
Barnes (BNS)	d		1605	1611		1619	1626		1635	1641		1649	1656		1705	1711	1719
Putney (PUT)	d	1604	1608	1614		1622	1629	1634	1638	1644		1652	1659	1704	1708	1714	1722
Wandsworth Town (WNT)	d		1611	1617		1625	1632		1641	1647		1655	1702		1711	1717	1725
Clapham Junction (CLJ)	Ⓜ d	1609	1614	1620	1624	1629	1635	1639	1644	1650	1654	1659	1705	1709	1714	1720	1725
Queenstown Rd.(Battersea) (QRB)	d		1617			1638			1647			1708			1717		1729
Vauxhall (VXH)	⊖ d	1615	1620	1625		1634	1642	1645	1650	1655		1704	1712	1715	1720	1725	1734
London Waterloo (WAT)	⊖ Ⓜ a	1619	1626	1630	1635	1639	1646	1649	1659	1700	1704	1709	1716	1719	1726	1732	1741

Operator Days of operation/Notes	SW WW	SW C	SW H	SW WH	SW F	SW WM	SW WW	SW C	SW H	SW WH	SW WW	SW F	SW WW	SW C	SW H	SW WH
Kingston (KNG)	d	1658					1728								1758	
Hampton Wick (HMW)	d	1700					1730								1800	
Teddington (TED)	d	1705					1735								1805	
Strawberry Hill (STW)	d	1708					1738				1801				1808	
Staines (SNS)	d		1708	1703		1728			1738	1733			1759		1808	1803
Ashford (Surrey) (AFS)	d		1711	1706					1741	1736					1811	1806
Feltham (FEL)	d		1716	1711		1735			1746	1741			1806		1816	1811
Whitton (WTN)	d		1720		1722		1720		1750		1754		1749		1820	1823
Twickenham (TWI)	d	1713	1723		1728	1741		1743	1753		1758	1806		1811	1813	1828
St Margarets (SMG)	d	1715			1730			1745			1800				1815	1830
Richmond (RMD)	⊖ d	1719	1728		1733	1745		1749	1758		1804	1811		1816	1819	1833
North Sheen (NSH)	d	1721			1735			1751			1806				1821	1835
Mortlake (MTL)	d	1723			1738			1753			1808				1823	1838
Hounslow (HOU)	d			1717			1731f			1747			1801g			1817
Isleworth (ISL)	d			1720			1734			1750			1804			1820
Syon Lane (SYL)	d			1722			1736			1752			1806			1822
Brentford (BFD)	d			1724			1739			1754			1809			1825
Kew Bridge (KWB)	d			1727			1741			1757			1811			1827
Chiswick (CHK)	d			1729			1744			1759			1814			1830
Barnes Bridge (BNI)	d			1732			1746			1802			1816			1832
Barnes (BNS)	d	1726		1735	1741		1749	1756		1805	1811		1819		1826	1835
Putney (PUT)	d	1729	1734	1738	1744		1752	1759	1804	1808	1814	1817	1822		1829	1834
Wandsworth Town (WNT)	d	1732		1741	1747		1755	1802		1811	1817		1825		1832	1841
Clapham Junction (CLJ)	Ⓜ d	1735	1739	1744	1750	1756	1759	1805	1809	1814	1820	1822	1829	1826	1835	1839
Queenstown Rd.(Battersea) (QRB)	d	1738		1747			1808			1817					1838	1847
Vauxhall (VXH)	⊖ d	1742	1745	1750	1755		1804	1812	1815	1820	1826	1828	1834		1842	1845
London Waterloo (WAT)	⊖ Ⓜ a	1748	1749	1756	1802	1807	1811	1819	1819	1826	1832	1833	1841	1835	1853	1849

NOTES (see introductory pages for explanation of train operator codes and standard symbols)

- a Arrival time
- d Departure time
- f Arrives 3 minutes earlier
- g Arrives 4 minutes earlier

- C From Windsor & Eton Riverside
- F From Reading
- H From Weybridge
- WH From London Waterloo via Hounslow
- WM From London Waterloo via Mortlake
- WW From London Waterloo via Wimbledon

Kingston, Twickenham, Richmond, Hounslow and Putney to London

Mondays to Fridays

Operator	SW F	SW WM	SW WW	SW C	SW H	SW A	SW WM	SW WH	SW F	SW WW	SW C	SW H	SW WM	SW WH	SW F	SW WW	SW C
Kingston (KNG)	d		1828							1858						1928	
Hampton Wick (HMW)	d		1830							1900						1930	
Teddington (TED)	d		1835							1905						1935	
Strawberry Hill (STW)	d		1838							1908						1938	
Staines (SNS)	d	1828		1838	1833				1859		1908	1903			1929		1938
Ashford (Surrey) (AFS)	d			1841	1836						1911	1906					1941
Feltham (FEL)	d	1835		1846	1841				1905		1916	1911			1935		1946
Whitton (WTN)	d		1820	1850			1850	1853		1920			1920	1923			1950
Twickenham (TWI)	d	1841		1843	1853			1858a	1911	1913	1923			1928a	1942	1944	1954
St Margarets (SMG)	d			1845						1915						1946	
Richmond (RMD)	⊖ d	1845		1849	1858				1915	1919	1928				1946	1950	1958
North Sheen (NSH)	d			1851						1921						1952	
Mortlake (MTL)	d			1853						1923						1954	
Hounslow (HOU)	d		1831		1847			1901f					1917	1926a			
Isleworth (ISL)	d		1834		1850			1904					1920				
Syon Lane (SYL)	d		1836		1852			1906					1922				
Brentford (BFD)	d		1839		1854			1909					1924				
Kew Bridge (KWB)	d		1841		1857			1911					1927				
Chiswick (CHK)	d		1844		1859			1914					1929				
Barnes Bridge (BNI)	d		1846		1902			1916					1932				
Barnes (BNS)	d		1849	1856	1905	1917	1919			1926			1935				1957
Putney (PUT)	d		1852	1859	1904	1908	1920	1922		1929	1934	1938				2000	2005
Wandsworth Town (WNT)	d		1855	1902	1911	1923	1925			1932			1941			2003	
Clapham Junction (CLJ)	Ⓜ d	1854	1859	1905	1909	1914	1926	1928		1924	1935	1939	1944		1955	2006	2009
Queenstown Rd.(Battersea) (QRB)	d			1908	1917					1938			1947			2009	
Vauxhall (VXH)	⊖ d		1904	1912	1915	1920	1932	1934		1942	1945	1950				2013	2016
London Waterloo (WAT)	Ⓜ a	1905	1911	1918	1919	1926	1941	1945		1934	1948	1949	1956		2004	2019	2020

Operator	SW H	SW WH	SW F	SW WW	SW C	SW H	SW F	SW WW	SW C	SW H	SW F	SW WW	SW C	SW H	SW F	SW WW	SW C
Kingston (KNG)	d			1958				2028				2058				2128	
Hampton Wick (HMW)	d			2000				2030				2100				2130	
Teddington (TED)	d			2005				2035				2105				2135	
Strawberry Hill (STW)	d			2008				2038				2108				2138	
Staines (SNS)	d	1933		1959		2008	2003	2029		2038	2034	2058		2108	2103	2128	2138
Ashford (Surrey) (AFS)	d	1936				2011	2006			2041	2037			2111	2106		2141
Feltham (FEL)	d	1941		2005		2016	2011	2035		2046	2042	2105		2116	2111	2135	2146
Whitton (WTN)	d		1953		2020					2050				2120			2150
Twickenham (TWI)	d		1956a	2011	2013	2023		2041	2043	2053		2111	2113	2123		2141	2153
St Margarets (SMG)	d			2015				2045				2115				2145	
Richmond (RMD)	⊖ d			2015	2019	2028		2045	2049	2058		2115	2119	2128		2145	2158
North Sheen (NSH)	d			2021				2051				2121				2151	
Mortlake (MTL)	d			2023				2053				2123				2153	
Hounslow (HOU)	d	1947				2017				2048						2117	
Isleworth (ISL)	d	1950				2020				2051						2120	
Syon Lane (SYL)	d	1952				2022				2053						2122	
Brentford (BFD)	d	1954				2024				2055						2124	
Kew Bridge (KWB)	d	1957				2027				2058						2127	
Chiswick (CHK)	d	1959				2029				2100						2129	
Barnes Bridge (BNI)	d	2002				2032				2103						2132	
Barnes (BNS)	d	2005			2026		2035		2056		2106		2126		2135		2156
Putney (PUT)	d	2008			2029	2034	2038		2059	2104	2109		2129	2134	2138		2159
Wandsworth Town (WNT)	d	2011			2032		2041		2102		2112		2132		2141		2202
Clapham Junction (CLJ)	Ⓜ d	2014		2024	2035	2039	2044	2054	2105	2109	2115	2124	2135	2139	2144	2154	2205
Queenstown Rd.(Battersea) (QRB)	d	2017			2038		2047		2108		2118		2138		2147		2208
Vauxhall (VXH)	⊖ d	2021			2042	2045	2050		2112	2115	2121		2142	2145	2150		2212
London Waterloo (WAT)	Ⓜ a	2026		2034	2046	2049	2056	2103	2116	2119	2126	2134	2146	2149	2156	2204	2219

NOTES (see introductory pages for explanation of train operator codes and standard symbols)

- a Arrival time
- d Departure time
- f Arrives 3 minutes earlier

- A From Shepperton
- C From Windsor & Eton Riverside
- F From Reading
- H From Weybridge
- WH From London Waterloo via Hounslow
- WM From London Waterloo via Mortlake
- WW From London Waterloo via Wimbledon

Kingston, Twickenham, Richmond, Hounslow and Putney to London

Mondays to Fridays

Operator	SW H	SW F	SW WW	SW C	SW H	SW F	SW WW	SW C	SW H	SW F	SW WW	SW C	SW H	SW FO K	SW WW	SW H	SW FO C	
Kingston (KNG)	d		2158				2228				2258				2328			
Hampton Wick (HMW)	d		2200				2230				2300				2330			
Teddington (TED)	d		2205				2235				2305				2335			
Strawberry Hill (STW)	d		2208				2238				2308				2338			
Staines (SNS)	d	2133	2158		2208	2203	2228		2238	2233	2258		2308	2303	2329		2336	2353
Ashford (Surrey) (AFS)	d	2136			2211	2206			2241	2236			2311	2306			2339	2356
Feltham (FEL)	d	2141	2205		2216	2211	2235		2246	2241	2305		2316	2311	2335		2344	0001
Whitton (WTN)	d				2220				2250				2320					0005
Twickenham (TWI)	d		2211	2213	2223		2241	2243	2253		2311	2313	2323		2341	2343		0008
St Margarets (SMG)	d			2215			2245				2315				2345			
Richmond (RMD)	⊖ d		2215	2219	2228		2245	2249	2258		2315	2319	2328		2345	2349		0013
North Sheen (NSH)	d			2221			2251				2321				2351			
Mortlake (MTL)	d			2223			2253				2323				2353			
Hounslow (HOU)	d	2147				2217				2247					2317		2350	
Isleworth (ISL)	d	2150				2220				2250					2320		2353	
Syon Lane (SYL)	d	2152				2222				2252					2322		2355	
Brentford (BFD)	d	2154				2224				2254					2324		2357	
Kew Bridge (KWB)	d	2157				2227				2257					2327		0001	
Chiswick (CHK)	d	2159				2229				2259					2329		0004	
Barnes Bridge (BNI)	d	2202				2232				2302					2332		0006	
Barnes (BNS)	d	2205		2226		2235		2256		2305		2326		2335		2356	0008	
Putney (PUT)	d	2208		2229	2234	2238		2259	2304	2308		2329	2334	2338		2359	0011	0019
Wandsworth Town (WNT)	d	2211		2232		2241		2302		2311		2332		2341		0002	0014	
Clapham Junction (CLJ)	10 d	2214	2224	2235	2239	2244	2254	2305	2310	2314	2324	2335	2339	2344	2355	0005	0017	0024
Queenstown Rd.(Battersea) (QRB)	d	2217		2238		2247		2308		2317		2338		2347		0008	0020	
Vauxhall (VXH)	⊖ d	2220		2242	2245	2250		2312	2316	2320		2342	2345	2350		0012	0024	0029
London Waterloo (WAT)	⊖ 15 a	2226	2235	2246	2249	2257	2307	2316	2320	2326	2337	2346	2349	2355	0003	0016	0029	0035

Operator	SW F	SW FO WW	SW SM H
Kingston (KNG)	d	2359	
Hampton Wick (HMW)	d	0001	
Teddington (TED)	d	0006	
Strawberry Hill (STW)	d	0009	
Staines (SNS)	d	2358	0003
Ashford (Surrey) (AFS)	d		0006
Feltham (FEL)	d	0005	0011
Whitton (WTN)	d		
Twickenham (TWI)	d	0011	0014
St Margarets (SMG)	d		0016
Richmond (RMD)	⊖ d	0015	0020
North Sheen (NSH)	d		0022
Mortlake (MTL)	d		0024
Hounslow (HOU)	d		0017
Isleworth (ISL)	d		0020
Syon Lane (SYL)	d		0022
Brentford (BFD)	d		0024
Kew Bridge (KWB)	d		0027
Chiswick (CHK)	d		0029
Barnes Bridge (BNI)	d		0032
Barnes (BNS)	d		0027 0035
Putney (PUT)	d		0030 0038
Wandsworth Town (WNT)	d		0033 0041
Clapham Junction (CLJ)	10 d	0024	0036 0044
Queenstown Rd.(Battersea) (QRB)	d		0039 0047
Vauxhall (VXH)	⊖ d		0043 0050
London Waterloo (WAT)	⊖ 15 a	0033	0047 0056

NOTES (see introductory pages for explanation of train operator codes and standard symbols)

- a Arrival time
- d Departure time
- C From Windsor & Eton Riverside
- F From Reading
- H From Weybridge
- K From Bracknell
- WW From London Waterloo via Wimbledon
- FO Fridays only
- SM Saturday mornings

Kingston, Twickenham, Richmond, Hounslow and Putney to London

Saturdays

Operator Days of operation/Notes	SW	SW	SW	SW	SW A	SW	SW	SW B	SW C	SW D	SW E	SW B	SW	SW D	SW WW	SW B
Kingston (KNG)	d						0559				0628				0658	
Hampton Wick (HMW)	d						0601				0630				0700	
Teddington (TED)	d						0605				0635				0705	
Strawberry Hill (STW)	d			0538			0609				0638				0708	
Staines (SNS)	d	0458			0537		0559		0608	0603	0628		0638	0633	0658	0708
Ashford (Surrey) (AFS)	d	0501			0540				0611	0606			0641	0636		0711
Feltham (FEL)	d	0506			0545		0605		0616	0611	0635		0646	0641	0705	0716
Whitton (WTN)	d	0510			0549	0542			0620				0650			0720
Twickenham (TWI)	d	0513		0543	0553	0539	0611	0613	0623		0641	0643	0653		0711	0713
St Margarets (SMG)	d	0515		0545			0615	0615			0645	0645			0715	0715
Richmond (RMD)	d	0519		0549	0558		0615	0619	0628		0645	0649	0658		0715	0719
North Sheen (NSH)	d	0521		0551			0621	0621			0651	0651			0721	0728
Mortlake (MTL)	d	0523		0553			0623	0623			0653	0653			0723	0728
Hounslow (HOU)	d		0531			0547			0617					0647		
Isleworth (ISL)	d		0534			0550			0620					0650		
Syon Lane (SYL)	d		0536			0552			0622					0652		
Brentford (BFD)	d		0538			0554			0624					0654		
Kew Bridge (KWB)	d		0541			0557			0627					0657		
Chiswick (CHK)	d		0543			0559			0629					0659		
Barnes Bridge (BNI)	d		0546			0602			0632					0702		
Barnes (BNS)	d	0526	0549	0556		0605		0626	0635		0656		0705		0726	
Putney (PUT)	d	0529	0552	0559	0604	0608		0629	0634	0638	0659	0704	0708		0729	0734
Wandsworth Town (WNT)	d	0532	0555	0602		0611		0632	0641		0702		0711		0732	
Clapham Junction (CLJ)	10 d	0535	0558	0605	0609	0614	0624	0635	0639	0644	0654	0705	0709	0714	0724	0735
Queenstown Rd.(Battersea) (QRB)	d	0538	0601	0608		0617		0638	0647		0708		0717		0738	
Vauxhall (VXH)	d	0542	0604	0612	0615	0620	0630	0642	0645	0650		0712	0715	0720	0742	0745
London Waterloo (WAT)	15 a	0546	0609	0616	0619	0626	0634	0646	0649	0656	0704	0716	0719	0726	0734	0746

Operator Days of operation/Notes	SW F	SW D	SW WW	SW B	SW F	SW D	SW WW	SW B	SW F	SW D	SW WW	SW G	SW H	SW J	SW K	SW L
Kingston (KNG)	d			0728			0758				0828					
Hampton Wick (HMW)	d			0730			0800				0830					
Teddington (TED)	d			0735			0805				0835					
Strawberry Hill (STW)	d			0738			0808				0838					
Staines (SNS)	d	0703	0728		0738	0733	0758		0808	0803	0828		0833	0833	0838	0838
Ashford (Surrey) (AFS)	d	0706			0741	0736			0811	0806			0836	0836	0841	0841
Feltham (FEL)	d	0711	0735		0746	0741	0805		0816	0811	0835		0841	0841	0846	0846
Whitton (WTN)	d				0750				0820				0845		0850	
Twickenham (TWI)	d		0741	0743	0753		0811	0813	0823		0841	0843	0848a		0853	0911
St Margarets (SMG)	d			0745			0815	0815			0845					
Richmond (RMD)	d		0745	0749	0758		0815	0819	0828		0845	0849			0858	0915
North Sheen (NSH)	d			0751			0821	0821			0851					
Mortlake (MTL)	d			0753			0823	0823			0853					
Hounslow (HOU)	d	0717				0747			0817					0847		0901c
Isleworth (ISL)	d	0720				0750			0820					0850		0904
Syon Lane (SYL)	d	0722				0752			0822					0852		0906
Brentford (BFD)	d	0724				0754			0824					0854		0909
Kew Bridge (KWB)	d	0727				0757			0827					0857		0911
Chiswick (CHK)	d	0729				0759			0829					0859		0914
Barnes Bridge (BNI)	d	0732				0802			0832					0902		0916
Barnes (BNS)	d	0735		0756		0805		0826	0835		0856			0905		0919
Putney (PUT)	d	0738		0759	0804	0808		0829	0834	0838	0859			0908	0904	0922
Wandsworth Town (WNT)	d	0741		0802		0811		0832	0841		0902			0911		0925
Clapham Junction (CLJ)	10 d	0744	0754	0805	0809	0814	0824	0835	0839	0844	0854	0905		0914	0909	0934
Queenstown Rd.(Battersea) (QRB)	d	0747		0808		0817		0838	0847		0908			0917		0937
Vauxhall (VXH)	d	0750		0812	0815	0820		0842	0845	0850	0912			0920	0915	0940
London Waterloo (WAT)	15 a	0756	0804	0816	0819	0826	0834	0846	0849	0856	0904	0916		0927	0919	0945

NOTES (see introductory pages for explanation of train operator codes and standard symbols)

- a Arrival time
- d Departure time
- c Arrives 6 minutes earlier

- A From Twickenham
- B From Windsor & Eton Riverside
- C From Woking
- D From Reading
- E From Wimbledon
- F From Weybridge
- G Runs until 21 September. From Weybridge
- H Runs from 28 September. From Weybridge
- J Runs from 28 September. From Windsor & Eton Riverside
- K Runs until 21 September. From Windsor & Eton Riverside
- L Runs from 28 September. From Reading
- WW From London Waterloo via Wimbledon

Kingston, Twickenham, Richmond, Hounslow and Putney to London

Saturdays

Operator		SW	SW	SW	SW	SW	SW	SW	SW	SW	SW	SW	SW	SW	SW	SW	
Days of operation/Notes		M	WW	B	F	D	WW	B	F	D	WW	B	F	D	WW	B	F
Kingston (KNG)	d		0858				0928				0958				1028		
Hampton Wick (HMW)	d		0900				0930				1000				1030		
Teddington (TED)	d		0905				0935				1005				1035		
Strawberry Hill (STW)	d		0908				0938				1008				1038		
Staines (SNS)	d	0858		0908	0903	0928		0938	0933	0958		1008	1003	1028		1038	1033
Ashford (Surrey) (AFS)	d			0911	0906			0941	0936			1011	1006			1041	1036
Feltham (FEL)	d	0905		0916	0911	0935		0946	0941	1005		1016	1011	1035		1046	1041
Whitton (WTN)	d	0909		0920				0950				1020				1050	
Twickenham (TWI)	d	0913	0915e	0923		0941	0943	0953		1011	1013	1023		1041	1043	1053	
St Margarets (SMG)	d		0917				0945				1015				1045		
Richmond (RMD)	⊖ d	0917	0921	0928		0945	0949	0958		1015	1019	1028		1045	1049	1058	
North Sheen (NSH)	d		0923				0951				1021				1051		
Mortlake (MTL)	d		0925				0953				1023				1053		
Hounslow (HOU)	d				0917				0947				1017				1047
Isleworth (ISL)	d				0920				0950				1020				1050
Syon Lane (SYL)	d				0922				0952				1022				1052
Brentford (BFD)	d				0924				0954				1024				1054
Kew Bridge (KWB)	d				0927				0957				1027				1057
Chiswick (CHK)	d				0929				0959				1029				1059
Barnes Bridge (BNI)	d				0932				1002				1032				1102
Barnes (BNS)	d		0928		0935		0956		1005		1026		1035		1056		1105
Putney (PUT)	d		0931	0934	0938		0959	1004	1008		1029	1034	1038		1059	1104	1108
Wandsworth Town (WNT)	d		0934		0941		1002		1011		1032		1041		1102		1111
Clapham Junction (CLJ)	Ⓜ d	0932	0937	0939	0944	0954	1005	1009	1014	1024	1035	1039	1044	1054	1105	1109	1114
Queenstown Rd.(Battersea) (QRB)	d		0940		0947		1008		1017		1038		1047		1108		1117
Vauxhall (VXH)	⊖ d		0944	0947	0950		1012	1015	1020		1042	1045	1050		1112	1115	1120
London Waterloo (WAT)	⊖ Ⓜ a	0940	0948	0951	0956	1004	1016	1019	1027	1034	1046	1049	1057	1104	1116	1119	1126

Operator		SW	SW	SW	SW	SW	SW	SW	SW	SW	SW	SW	SW	SW	SW	SW	
Days of operation/Notes		D	WW	B	F	D	WW	B	F	D	WW	B	F	D	WW	B	F
Kingston (KNG)	d		1058				1128				1158				1228		
Hampton Wick (HMW)	d		1100				1130				1200				1230		
Teddington (TED)	d		1105				1135				1205				1235		
Strawberry Hill (STW)	d		1108				1138				1208				1238		
Staines (SNS)	d	1058		1108	1103	1128		1138	1133	1158		1208	1203	1228		1238	1233
Ashford (Surrey) (AFS)	d			1111	1106			1141	1136			1211	1206			1241	1236
Feltham (FEL)	d	1105		1116	1111	1135		1146	1141	1205		1216	1211	1235		1246	1241
Whitton (WTN)	d			1120				1150				1220				1250	
Twickenham (TWI)	d	1111	1113	1123		1141	1143	1154		1211	1213	1223		1241	1243	1253	
St Margarets (SMG)	d		1115				1145				1215				1245		
Richmond (RMD)	⊖ d	1115	1119	1128		1145	1149	1158		1215	1219	1228		1245	1249	1258	
North Sheen (NSH)	d		1121				1151				1221				1251		
Mortlake (MTL)	d		1123				1153				1223				1253		
Hounslow (HOU)	d				1117				1147				1217				1247
Isleworth (ISL)	d				1120				1150				1220				1250
Syon Lane (SYL)	d				1122				1152				1222				1252
Brentford (BFD)	d				1124				1154				1224				1254
Kew Bridge (KWB)	d				1127				1157				1227				1257
Chiswick (CHK)	d				1129				1159				1229				1259
Barnes Bridge (BNI)	d				1132				1202				1232				1302
Barnes (BNS)	d		1126		1135		1156		1205		1226		1235		1256		1305
Putney (PUT)	d		1129	1134	1138		1159	1205	1208		1229	1234	1238		1259	1304	1308
Wandsworth Town (WNT)	d		1132		1141		1202		1211		1232		1241		1302		1311
Clapham Junction (CLJ)	Ⓜ d	1124	1135	1139	1144	1154	1205	1211	1214	1224	1235	1239	1244	1254	1305	1309	1314
Queenstown Rd.(Battersea) (QRB)	d		1138		1147		1208		1217		1238		1247		1308		
Vauxhall (VXH)	⊖ d		1142	1146	1150		1212	1216	1220		1242	1245	1250		1312	1315	1320
London Waterloo (WAT)	⊖ Ⓜ a	1137	1147	1150	1158	1204	1216	1221	1226	1237	1246	1249	1257	1304	1316	1319	1326

NOTES (see introductory pages for explanation of train operator codes and standard symbols)

a Arrival time
d Departure time
e Arrives 3 minutes earlier

B From Windsor & Eton Riverside
D From Reading
F From Weybridge
M Runs until 21 September. From Reading
WW From London Waterloo via Wimbledon

Kingston, Twickenham, Richmond, Hounslow and Putney to London

Saturdays

Operator Days of operation/Notes	SW D	SW WW	SW B	SW F	SW D	SW WW	SW B	SW F	SW D	SW WW	SW B	SW F	SW D	SW WW	SW B	SW F
Kingston (KNG)	d	1258				1328				1358				1428		
Hampton Wick (HMW)	d	1300				1330				1400				1430		
Teddington (TED)	d	1305				1335				1405				1435		
Strawberry Hill (STW)	d	1308				1338				1408				1438		
Staines (SNS)	d	1258	1308	1303	1328		1338	1333	1358		1408	1403	1428		1438	1433
Ashford (Surrey) (AFS)	d		1311	1306			1341	1336			1411	1406			1441	1436
Feltham (FEL)	d	1305	1316	1311	1335		1346	1341	1405		1416	1411	1435		1446	1441
Whitton (WTN)	d		1320				1350				1420			1450		
Twickenham (TWI)	d	1311	1313	1323		1341	1343	1353		1411	1413	1423		1441	1443	1453
St Margarets (SMG)	d		1315				1345				1415			1445		
Richmond (RMD)	⊖ d	1315	1319	1328		1345	1349	1358		1415	1419	1428		1445	1449	1458
North Sheen (NSH)	d		1321				1351				1421			1451		
Mortlake (MTL)	d		1323				1353				1423			1453		
Hounslow (HOU)	d			1317				1347				1417				1447
Isleworth (ISL)	d			1320				1350				1420				1450
Syon Lane (SYL)	d			1322				1352				1422				1452
Brentford (BFD)	d			1324				1354				1424				1454
Kew Bridge (KWB)	d			1327				1357				1427				1457
Chiswick (CHK)	d			1329				1359				1429				1459
Barnes Bridge (BNI)	d			1332				1402				1432				1502
Barnes (BNS)	d		1326		1335		1356		1405		1426		1435		1456	1505
Putney (PUT)	d		1329	1334	1338		1359	1404	1408		1429	1434	1438		1459	1504
Wandsworth Town (WNT)	d		1332		1341		1402		1411		1432		1441		1502	1511
Clapham Junction (CLJ)	Ⓜ d	1324	1335	1339	1345	1354	1405	1409	1414	1424	1435	1439	1444	1454	1505	1509
Queenstown Rd.(Battersea) (QRB)	d			1348			1408		1417		1438		1447		1508	1517
Vauxhall (VXH)	⊖ d		1342	1345	1352		1412	1415	1420		1442	1445	1450		1512	1515
London Waterloo (WAT)	⊖ Ⓜ a	1334	1346	1349	1356	1404	1416	1419	1426	1434	1446	1449	1456	1504	1516	1519

Operator Days of operation/Notes	SW D	SW WW	SW B	SW F	SW D	SW WW	SW B	SW F	SW D	SW WW	SW B	SW F	SW D	SW WW	SW B	SW F
Kingston (KNG)	d	1458				1528				1558				1628		
Hampton Wick (HMW)	d	1500				1530				1600				1630		
Teddington (TED)	d	1505				1535				1605				1635		
Strawberry Hill (STW)	d	1508				1538				1608				1638		
Staines (SNS)	d	1458		1508	1503	1528		1538	1533	1558		1608	1603	1628		1638
Ashford (Surrey) (AFS)	d		1511	1506			1541	1536			1611	1606			1641	1636
Feltham (FEL)	d	1505	1516	1511	1535		1546	1541	1605		1616	1611	1635		1646	1641
Whitton (WTN)	d		1520				1550				1620			1650		
Twickenham (TWI)	d	1511	1513	1523		1541	1543	1553		1611	1613	1623		1641	1643	1653
St Margarets (SMG)	d		1515				1545				1615			1645		
Richmond (RMD)	⊖ d	1515	1519	1528		1545	1549	1558		1615	1619	1628		1645	1649	1658
North Sheen (NSH)	d		1521				1551				1621			1651		
Mortlake (MTL)	d		1523				1553				1623			1653		
Hounslow (HOU)	d			1517				1547				1617				1647
Isleworth (ISL)	d			1520				1550				1620				1650
Syon Lane (SYL)	d			1522				1552				1622				1652
Brentford (BFD)	d			1524				1554				1624				1654
Kew Bridge (KWB)	d			1527				1557				1627				1657
Chiswick (CHK)	d			1529				1559				1629				1659
Barnes Bridge (BNI)	d			1532				1602				1632				1702
Barnes (BNS)	d		1526		1535		1556		1605		1626		1635		1656	1705
Putney (PUT)	d		1529	1534	1538		1559	1604	1608		1629	1634	1638		1659	1704
Wandsworth Town (WNT)	d		1532		1541		1602		1611		1632		1641		1702	1711
Clapham Junction (CLJ)	Ⓜ d	1524	1535	1539	1544	1554	1605	1609	1614	1624	1635	1639	1644	1654	1705	1709
Queenstown Rd.(Battersea) (QRB)	d		1538		1547		1608		1617		1638		1647		1708	1717
Vauxhall (VXH)	⊖ d		1542	1545	1550		1612	1615	1620		1642	1645	1650		1712	1715
London Waterloo (WAT)	⊖ Ⓜ a	1534	1546	1550	1556	1603	1616	1619	1626	1634	1646	1649	1656	1704	1716	1719

NOTES (see introductory pages for explanation of train operator codes and standard symbols)

a Arrival time

d Departure time

B From Windsor & Eton Riverside

D From Reading

F From Weybridge

WW From London Waterloo via Wimbledon

Kingston, Twickenham, Richmond, Hounslow and Putney to London

Saturdays

Operator Days of operation/Notes	SW D	SW WW	SW B	SW F	SW D	SW WW	SW B	SW F	SW D	SW WW	SW B	SW F	SW D	SW WW	SW B	SW F
Kingston (KNG)	d	1658				1728				1758				1828		
Hampton Wick (HMW)	d	1700				1730				1800				1830		
Teddington (TED)	d	1705				1735				1805				1835		
Strawberry Hill (STW)	d	1708				1738				1808				1838		
Staines (SNS)	d	1658	1708	1703	1728		1738	1733	1758		1808	1803	1828		1838	1833
Ashford (Surrey) (AFS)	d		1711	1706			1741	1736			1811	1806			1841	1836
Feltham (FEL)	d	1705	1716	1711	1735		1746	1741	1805		1816	1811	1835		1846	1841
Whitton (WTN)	d		1720				1750				1820				1850	
Twickenham (TWI)	d	1711	1713	1723		1741	1743	1753		1811	1813	1823		1841	1843	1853
St Margarets (SMG)	d		1715				1745				1815				1845	
Richmond (RMD)	⊖ d	1715	1719	1728		1745	1749	1758		1815	1819	1828		1845	1849	1858
North Sheen (NSH)	d		1721				1751				1821				1851	
Mortlake (MTL)	d		1723				1753				1823				1853	
Hounslow (HOU)	d			1717				1747				1817				1847
Isleworth (ISL)	d			1720				1750				1820				1850
Syon Lane (SYL)	d			1722				1752				1822				1852
Brentford (BFD)	d			1724				1754				1824				1854
Kew Bridge (KWB)	d			1727				1757				1827				1857
Chiswick (CHK)	d			1729				1759				1829				1859
Barnes Bridge (BNI)	d			1732				1802				1832				1902
Barnes (BNS)	d		1726		1735		1756		1805		1826		1835		1856	1905
Putney (PUT)	d		1729	1734	1738		1759	1804	1808		1829	1834	1838		1859	1904
Wandsworth Town (WNT)	d		1732		1741		1802		1811		1832		1841		1902	1911
Clapham Junction (CLJ)	Ⓜ d	1724	1735	1739	1744	1754	1805	1809	1814	1824	1835	1839	1844	1854	1905	1909
Queenstown Rd.(Battersea) (QRB)	d		1738		1747		1808		1817		1838		1847		1908	1917
Vauxhall (VXH)	⊖ d		1742	1745	1750		1812	1815	1820		1842	1845	1850		1912	1915
London Waterloo (WAT)	⊖ Ⓜ a	1734	1746	1749	1756	1804	1816	1819	1826	1834	1846	1849	1856	1904	1916	1919

Operator Days of operation/Notes	SW D	SW WW	SW B	SW F	SW D	SW WW	SW B	SW F	SW D	SW WW	SW B	SW F	SW D	SW WW	SW B	SW F
Kingston (KNG)	d	1858				1928				1958				2028		
Hampton Wick (HMW)	d	1900				1930				2000				2030		
Teddington (TED)	d	1905				1935				2005				2035		
Strawberry Hill (STW)	d	1908				1938				2008				2038		
Staines (SNS)	d	1858	1908	1903	1928		1938	1933	1958		2008	2003	2028		2038	2033
Ashford (Surrey) (AFS)	d		1911	1906			1941	1936			2011	2006			2041	2036
Feltham (FEL)	d	1905	1916	1911	1935		1946	1941	2005		2016	2011	2035		2046	2041
Whitton (WTN)	d		1920				1950				2020				2050	
Twickenham (TWI)	d	1911	1913	1923		1941	1943	1953		2011	2013	2023		2041	2043	2053
St Margarets (SMG)	d		1915				1945				2015				2045	
Richmond (RMD)	⊖ d	1915	1919	1928		1945	1949	1958		2015	2019	2028		2045	2049	2058
North Sheen (NSH)	d		1921				1951				2021				2051	
Mortlake (MTL)	d		1923				1953				2023				2053	
Hounslow (HOU)	d			1917				1947				2017				2047
Isleworth (ISL)	d			1920				1950				2020				2050
Syon Lane (SYL)	d			1922				1952				2022				2052
Brentford (BFD)	d			1924				1954				2024				2054
Kew Bridge (KWB)	d			1927				1957				2027				2057
Chiswick (CHK)	d			1929				1959				2029				2059
Barnes Bridge (BNI)	d			1932				2002				2032				2102
Barnes (BNS)	d		1926		1935		1956		2005		2026		2035		2056	2105
Putney (PUT)	d		1929	1934	1938		1959	2004	2008		2029	2034	2038		2059	2104
Wandsworth Town (WNT)	d		1932		1941		2002		2011		2032		2041		2102	2111
Clapham Junction (CLJ)	Ⓜ d	1924	1935	1939	1944	1954	2005	2009	2014	2024	2035	2039	2044	2054	2105	2109
Queenstown Rd.(Battersea) (QRB)	d		1938		1947		2008		2017		2038		2047		2108	2117
Vauxhall (VXH)	⊖ d		1942	1945	1950		2012	2015	2020		2042	2045	2050		2112	2115
London Waterloo (WAT)	⊖ Ⓜ a	1934	1946	1949	1956	2004	2016	2019	2026	2034	2046	2049	2056	2104	2116	2119

NOTES (see introductory pages for explanation of train operator codes and standard symbols)

- a Arrival time
- d Departure time
- B From Windsor & Eton Riverside
- D From Reading
- F From Weybridge
- WW From London Waterloo via Wimbledon

Kingston, Twickenham, Richmond, Hounslow and Putney to London

Saturdays

Operator Days of operation/Notes	SW D	SW WW	SW B	SW F	SW D	SW WW	SW B	SW F	SW D	SW WW	SW B	SW F	SW D	SW WW	SW B	SW F
Kingston (KNG)	d	2058				2128				2158				2228		
Hampton Wick (HMW)	d	2100				2130				2200				2230		
Teddington (TED)	d	2105				2135				2205				2235		
Strawberry Hill (STW)	d	2108				2138				2208				2238		
Staines (SNS)	d	2058	2108	2103	2129		2138	2133	2158		2208	2203	2228		2238	2233
Ashford (Surrey) (AFS)	d		2111	2106			2141	2136			2211	2206			2241	2236
Feltham (FEL)	d	2105	2116	2111	2135		2146	2141	2205		2216	2211	2235		2246	2241
Whitton (WTN)	d		2120				2150				2220				2250	
Twickenham (TWI)	d	2111	2113	2123		2141	2143	2153		2211	2213	2223		2241	2243	2253
St Margarets (SMG)	d		2115				2145				2215				2245	
Richmond (RMD)	⊖ d	2115	2119	2128		2145	2149	2158		2215	2219	2228		2245	2249	2258
North Sheen (NSH)	d		2121				2151				2221				2251	
Mortlake (MTL)	d		2123				2153				2223				2253	
Hounslow (HOU)	d			2117				2147					2217			2247
Isleworth (ISL)	d			2120				2150					2220			2250
Syon Lane (SYL)	d			2122				2152					2222			2252
Brentford (BFD)	d			2124				2154					2224			2254
Kew Bridge (KWB)	d			2127				2157					2227			2257
Chiswick (CHK)	d			2129				2159					2229			2259
Barnes Bridge (BNI)	d			2132				2202					2232			2302
Barnes (BNS)	d		2126	2135		2156		2205		2226		2235		2256	2304	2308
Putney (PUT)	d		2129	2134	2138	2159	2204	2208		2229	2234	2238		2259	2304	2308
Wandsworth Town (WNT)	d		2132	2141		2202		2211		2232		2241		2302	2309	2311
Clapham Junction (CLJ)	Ⓜ d	2124	2135	2139	2144	2154	2205	2209	2214	2224	2235	2239	2244	2254	2305	2314
Queenstown Rd.(Battersea) (QRB)	d		2138	2147		2208		2217		2238		2247		2308	2309	2317
Vauxhall (VXH)	⊖ d		2142	2145	2150	2212	2215	2220		2242	2245	2250		2312	2315	2320
London Waterloo (WAT)	⊖ Ⓜ a	2134	2146	2149	2156	2204	2216	2219	2226	2234	2246	2249	2256	2304	2316	2326

Operator Days of operation/Notes	SW D	SW WW	SW B	SW F	SW D	SW WW	SW B	SW F	SW D	SW WW	SW SUM	SW F
Kingston (KNG)	d	2258				2328				2359		
Hampton Wick (HMW)	d	2300				2330				0001		
Teddington (TED)	d	2305				2335				0005		
Strawberry Hill (STW)	d	2308				2338				0008		
Staines (SNS)	d	2258	2308	2303	2328		2338	2333	2359		0003	
Ashford (Surrey) (AFS)	d		2311	2306			2341	2336			0006	
Feltham (FEL)	d	2305	2316	2311	2335		2346	2341	0005		0011	
Whitton (WTN)	d		2320				2350					
Twickenham (TWI)	d	2311	2313	2323		2341	2343	2353		0011	0013	
St Margarets (SMG)	d		2315				2345				0015	
Richmond (RMD)	⊖ d	2315	2319	2328		2345	2349	2358		0015	0019	
North Sheen (NSH)	d		2321				2351				0021	
Mortlake (MTL)	d		2323				2353				0023	
Hounslow (HOU)	d			2317				2347			0017	
Isleworth (ISL)	d			2320				2350			0020	
Syon Lane (SYL)	d			2322				2352			0022	
Brentford (BFD)	d			2324				2354			0024	
Kew Bridge (KWB)	d			2327				2357			0027	
Chiswick (CHK)	d			2329				2359			0029	
Barnes Bridge (BNI)	d			2332				0002			0032	
Barnes (BNS)	d	2326	2335	2335		2356		0005		0026	0035	
Putney (PUT)	d	2329	2334	2338		2359	0004	0008		0029	0038	
Wandsworth Town (WNT)	d	2332	2341	2341		0002		0011		0032	0041	
Clapham Junction (CLJ)	Ⓜ d	2324	2335	2339	2344	2354	0005	0009	0014	0024	0035	0044
Queenstown Rd.(Battersea) (QRB)	d	2338	2347	2347		0008		0017		0038	0047	
Vauxhall (VXH)	⊖ d	2342	2344	2350		0012	0014	0020		0042	0050	
London Waterloo (WAT)	⊖ Ⓜ a	2334	2346	2349	2356	0003	0016	0019	0026	0034	0046	0055

NOTES (see introductory pages for explanation of train operator codes and standard symbols)

- a Arrival time
- d Departure time
- B From Windsor & Eton Riverside
- D From Reading
- F From Weybridge
- WW From London Waterloo via Wimbledon
- SUM Sunday mornings

Kingston, Twickenham, Richmond, Hounslow and Putney to London

Sundays

Operator	SW	SW	SW	SW	SW	SW	SW	SW	SW	SW	SW	SW	SW	SW	SW	SW	
Days of operation/Notes	WW	A	B	C	WW	WW	A	D	E	A	WW	E	A	D	E	F	
Kingston (KNG)	d	0649				0749					0849						
Hampton Wick (HMW)	d	0651				0751					0851						
Teddington (TED)	d	0655				0755					0854						
Strawberry Hill (STW)	d	0659				0759					0858						
Staines (SNS)	d		0716	0721	0741		0810	0814	0821	0841	0845		0910	0914	0921	0941	0945
Ashford (Surrey) (AFS)	d		0719	0724				0817	0824		0848			0917	0924		0948
Feltham (FEL)	d		0724	0729	0747		0816	0822	0829	0847	0853		0916	0922	0929	0947	0953
Whitton (WTN)	d		0728					0826			0857			0926			0957
Twickenham (TWI)	d	0703	0732		0753	0803	0822	0829		0853	0900	0902	0923	0929		0953	1001
St Margarets (SMG)	d	0705	0734			0805		0831			0904			0931			
Richmond (RMD)	⊖ d	0709	0737		0758	0809	0826	0835		0857	0905	0908	0927	0935		0957	1005
North Sheen (NSH)	d	0711	0739			0811		0837			0910			0937			
Mortlake (MTL)	d	0713	0742			0814		0839			0912			0939			
Hounslow (HOU)	d			0736					0835						0935		
Isleworth (ISL)	d			0739					0838						0938		
Syon Lane (SYL)	d			0742					0840						0940		
Brentford (BFD)	d			0744					0842						0943		
Kew Bridge (KWB)	d			0747					0845						0945		
Chiswick (CHK)	d			0750					0847						0948		
Barnes Bridge (BNI)	d			0753					0850						0950		
Barnes (BNS)	d	0716	0745	0756		0817		0842	0852		0915		0942	0953			
Putney (PUT)	d	0719	0748	0759	0808c	0820	0833	0845	0855	0904	0914	0918	0934	0945	0956	1004	1014
Wandsworth Town (WNT)	d	0722	0751	0802		0823		0848	0858		0921			0948	0959		
Clapham Junction (CLJ)	⊖ d	0726	0754	0807	0813	0827	0837	0851	0901	0908	0918	0924	0938	0951	1002	1008	1018
Queenstown Rd.(Battersea) (QRB)	d	0729	0758	0810		0830		0854	0904		0927			0954	1005		
Vauxhall (VXH)	⊖ d	0734	0802	0815	0819	0833	0844	0858	0908	0914	0925	0931	0944	0958	1009	1014	1024
London Waterloo (WAT)	⊖ 15 a	0738	0807	0819	0823	0839	0848	0902	0912	0918	0929	0935	0948	1003	1014	1020	1028

Operator	SW	SW	SW	SW	SW	SW	SW	SW	SW	SW	SW	SW	SW	SW	SW	SW	
Days of operation/Notes	G	H	J	E	A	D	E	A	WW	E	A	D	E	A	WW	E	
Kingston (KNG)	d		0949	0949					1049							1149	
Hampton Wick (HMW)	d		0951	0951					1051							1151	
Teddington (TED)	d		0955	0955					1055							1155	
Strawberry Hill (STW)	d		0959	0959					1059							1159	
Staines (SNS)	d	0945			1011	1016	1021	1041	1045		1111	1116	1121	1141	1145		1211
Ashford (Surrey) (AFS)	d	0948				1019	1024		1048			1119	1124		1148		
Feltham (FEL)	d	0953			1017	1024	1029	1047	1053		1117	1124	1129	1147	1153		1217
Whitton (WTN)	d	0957				1028			1057			1128			1157		
Twickenham (TWI)	d	1001	1003	1003	1023	1032		1053	1101	1103	1123	1132		1153	1201	1203	1223
St Margarets (SMG)	d		1005	1005		1034			1105	1105	1134				1205		
Richmond (RMD)	⊖ d	1005a	1009	1012	1027	1037		1057	1105	1109	1127	1137		1157	1205	1209	1227
North Sheen (NSH)	d		1011	1014		1039				1111	1139				1211		
Mortlake (MTL)	d		1013	1016		1042				1113	1142				1213		
Hounslow (HOU)	d						1035						1135				
Isleworth (ISL)	d						1038						1138				
Syon Lane (SYL)	d						1040						1140				
Brentford (BFD)	d						1043						1143				
Kew Bridge (KWB)	d						1045						1145				
Chiswick (CHK)	d						1048						1148				
Barnes Bridge (BNI)	d						1050						1150				
Barnes (BNS)	d		1016	1019		1045	1053		1116		1145	1153			1216		
Putney (PUT)	d		1019	1022	1034	1048	1056	1104	1114	1119	1134	1148	1156	1204	1214	1219	1234
Wandsworth Town (WNT)	d		1022	1028		1051	1059		1122	1134	1151	1159			1222		
Clapham Junction (CLJ)	⊖ d		1025	1031	1038	1053	1102	1108	1118	1125	1138	1153	1202	1208	1218	1225	1238
Queenstown Rd.(Battersea) (QRB)	d		1028	1034		1057	1105		1128	1137	1157	1205			1228		
Vauxhall (VXH)	⊖ d		1032	1037	1044	1100	1109	1114	1124	1132	1144	1200	1209	1214	1224	1232	1244
London Waterloo (WAT)	⊖ 15 a		1036	1042	1050	1105	1113	1118	1129	1136	1148	1205	1213	1218	1229	1236	1248

NOTES (see introductory pages for explanation of train operator codes and standard symbols)

- a Arrival time
- d Departure time
- c Arrives 4 minutes earlier
- A From Windsor & Eton Riverside
- B From Weybridge
- C From Ascot
- D From Woking
- E From Reading
- F Runs until 15 September. From Windsor & Eton Riverside
- G Runs from 22 September. From Windsor & Eton Riverside
- H Runs until 15 September. From London Waterloo via Wimbledon
- J Runs from 22 September. From London Waterloo via Wimbledon
- WW From London Waterloo via Wimbledon

Kingston, Twickenham, Richmond, Hounslow and Putney to London

Sundays

Operator Days of operation/Notes	SW A	SW D	SW WH	SW E	SW A	SW WW	SW	SW E	SW A	SW D	SW WH	SW E	SW A	SW WW	SW	SW E	
Kingston (KNG)	d		1235			1249					1335			1349			
Hampton Wick (HMW)	d		1237			1251					1337			1351			
Teddington (TED)	d		1240			1255					1340			1355			
Strawberry Hill (STW)	d		1243			1259					1343			1359			
Staines (SNS)	d	1216	1221		1241	1245			1311	1316	1321		1341	1345		1411	
Ashford (Surrey) (AFS)	d	1219	1224			1248				1319	1324			1348			
Feltham (FEL)	d	1224	1229		1247	1253			1317	1324	1329		1347	1353		1417	
Whitton (WTN)	d	1228		1259		1257		←		1328			1359		1357	←	
Twickenham (TWI)	d	1232		1256e	1253	1301	1303	1256e	1323	1332		1356e	1353	1401	1403	1356e	1423
St Margarets (SMG)	d	1234		→			1305			1334		→			1405		
Richmond (RMD)	⊖ d	1237			1257	1305	1309		1327	1337			1357	1405	1409		1427
North Sheen (NSH)	d	1239					1311			1339					1411		
Mortlake (MTL)	d	1242					1313			1342					1413		
Hounslow (HOU)	d		1235				1305				1335					1405	
Isleworth (ISL)	d		1238				1308				1338					1408	
Syon Lane (SYL)	d		1240				1310				1340					1410	
Brentford (BFD)	d		1243				1312				1343					1412	
Kew Bridge (KWB)	d		1245				1315				1345					1415	
Chiswick (CHK)	d		1248				1317				1348					1417	
Barnes Bridge (BNI)	d		1250				1320				1350					1420	
Barnes (BNS)	d	1245	1253				1316	1323		1345	1353				1416	1423	
Putney (PUT)	d	1248	1256		1304	1314	1319	1326	1334	1348	1356		1404	1414	1419	1426	1434
Wandsworth Town (WNT)	d	1251	1259				1322	1329		1351	1359				1422	1429	
Clapham Junction (CLJ)	Ⓜ d	1253	1302		1308	1318	1325	1332	1338	1354	1402		1408	1418	1425	1432	1438
Queenstown Rd.(Battersea) (QRB)	d	1257	1305				1328	1335		1357	1405				1428	1435	
Vauxhall (VXH)	⊖ d	1300	1309		1314	1324	1332	1338	1344	1400	1409		1414	1424	1432	1438	1444
London Waterloo (WAT)	⊖ Ⓜ a	1305	1313		1318	1328	1336	1343	1348	1405	1413		1418	1428	1436	1443	1448

Operator Days of operation/Notes	SW A	SW D	SW WH	SW E	SW A	SW WW	SW	SW E	SW A	SW D	SW WH	SW E	SW A	SW WW	SW	SW E	
Kingston (KNG)	d		1435			1449					1535			1549			
Hampton Wick (HMW)	d		1437			1451					1537			1551			
Teddington (TED)	d		1440			1455					1540			1555			
Strawberry Hill (STW)	d		1443			1459					1543			1559			
Staines (SNS)	d	1416	1421		1441	1445			1511	1516	1521		1541	1545		1611	
Ashford (Surrey) (AFS)	d	1419	1424			1448				1519	1524			1548			
Feltham (FEL)	d	1424	1429		1447	1453			1517	1524	1529		1547	1553		1617	
Whitton (WTN)	d	1428		1459		1457		←		1528			1559		1557	←	
Twickenham (TWI)	d	1432		1456e	1453	1501	1503	1456e	1523	1532		1556e	1553	1601	1603	1556e	1623
St Margarets (SMG)	d	1434		→			1505			1534		→			1605		
Richmond (RMD)	⊖ d	1437			1457	1505	1509		1527	1537			1557	1605	1609		1627
North Sheen (NSH)	d	1439					1511			1539					1611		
Mortlake (MTL)	d	1442					1513			1542					1613		
Hounslow (HOU)	d		1435				1505				1535					1605	
Isleworth (ISL)	d		1438				1508				1538					1608	
Syon Lane (SYL)	d		1440				1510				1540					1610	
Brentford (BFD)	d		1443				1512				1543					1612	
Kew Bridge (KWB)	d		1445				1515				1545					1615	
Chiswick (CHK)	d		1448				1517				1548					1617	
Barnes Bridge (BNI)	d		1450				1520				1550					1620	
Barnes (BNS)	d	1445	1453				1516	1523		1545	1553				1616	1623	
Putney (PUT)	d	1448	1456		1504	1514	1519	1526	1534	1548	1556		1604	1614	1619	1626	1634
Wandsworth Town (WNT)	d	1451	1459				1522	1529		1551	1559				1622	1629	
Clapham Junction (CLJ)	Ⓜ d	1454	1502		1508	1518	1525	1532	1538	1554	1602		1608	1618	1625	1632	1638
Queenstown Rd.(Battersea) (QRB)	d	1457	1505				1528	1535		1557	1605				1628	1635	
Vauxhall (VXH)	⊖ d	1500	1509		1514	1524	1532	1538	1544	1600	1609		1614	1624	1632	1638	1644
London Waterloo (WAT)	⊖ Ⓜ a	1505	1513		1518	1528	1536	1543	1548	1605	1613		1618	1628	1636	1643	1648

NOTES (see introductory pages for explanation of train operator codes and standard symbols)

- a Arrival time
- d Departure time
- e Arrives 9 minutes earlier

- A From Windsor & Eton Riverside
- D From Woking
- E From Reading
- WH To London Waterloo via Hounslow
- WW From London Waterloo via Wimbledon

Kingston, Twickenham, Richmond, Hounslow and Putney to London

Sundays

Operator Days of operation/Notes	SW A	SW D	SW WH	SW E	SW A	SW WW	SW	SW E	SW A	SW D	SW WH	SW E	SW A	SW WW	SW	SW E		
Kingston (KNG)	d		1635			1649					1735			1749				
Hampton Wick (HMW)	d		1637			1651					1737			1751				
Teddington (TED)	d		1640			1655					1740			1755				
Strawberry Hill (STW)	d		1643			1659					1743			1759				
Staines (SNS)	d	1616	1621		1641	1645			1711	1716	1721		1741	1745		1811		
Ashford (Surrey) (AFS)	d	1619	1624			1648				1719	1724			1748				
Feltham (FEL)	d	1624	1629		1647	1653			1717	1724	1729		1747	1753		1817		
Whitton (WTN)	d	1628		1659		1657		←		1728			1759		→			
Twickenham (TWI)	d	1632		1656e	1653	1701	1703	1656e	1723	1732			1756e	1753	1801	1803	1756e	1823
St Margarets (SMG)	d	1634		→			1705			1734			→			1805		
Richmond (RMD)	⊖ d	1637			1657	1705	1709		1727	1737			1757	1805		1809		1827
North Sheen (NSH)	d	1639					1711			1739						1811		
Mortlake (MTL)	d	1642					1713			1742						1813		
Hounslow (HOU)	d		1635					1705			1735						1805	
Isleworth (ISL)	d		1638					1708			1738						1808	
Syon Lane (SYL)	d		1640					1710			1740						1810	
Brentford (BFD)	d		1643					1712			1743						1812	
Kew Bridge (KWB)	d		1645					1715			1745						1815	
Chiswick (CHK)	d		1648					1717			1748						1817	
Barnes Bridge (BNI)	d		1650					1720			1750						1820	
Barnes (BNS)	d	1645	1653				1716	1723		1745	1753					1816	1823	
Putney (PUT)	d	1648	1656		1704	1714	1719	1726	1734	1748	1756		1804	1814	1819	1826	1834	
Wandsworth Town (WNT)	d	1651	1659				1722	1729		1751	1759				1822	1829		
Clapham Junction (CLJ)	Ⓜ d	1654	1702		1708	1718	1725	1732	1738	1754	1802		1808	1818	1825	1832	1838	
Queenstown Rd.(Battersea) (QRB)	d	1657	1705				1728	1735		1757	1805				1828	1835		
Vauxhall (VXH)	⊖ d	1700	1709		1714	1724	1732	1738	1744	1800	1809		1814	1824	1832	1838	1844	
London Waterloo (WAT)	⊖ Ⓜ a	1705	1713		1718	1728	1736	1743	1748	1805	1813		1818	1828	1836	1843	1848	

Operator Days of operation/Notes	SW A	SW D	SW WH	SW E	SW A	SW WW	SW	SW E	SW A	SW D	SW WH	SW E	SW A	SW WW	SW	SW E		
Kingston (KNG)	d		1835			1849					1935			1949				
Hampton Wick (HMW)	d		1837			1851					1937			1951				
Teddington (TED)	d		1840			1855					1940			1955				
Strawberry Hill (STW)	d		1843			1859					1943			1959				
Staines (SNS)	d	1816	1821		1841	1845			1911	1916	1921		1941	1945		2011		
Ashford (Surrey) (AFS)	d	1819	1824			1848				1919	1924			1948				
Feltham (FEL)	d	1824	1829		1847	1853			1917	1924	1929		1947	1953		2017		
Whitton (WTN)	d	1828		1859		1857		←		1928			1959		→			
Twickenham (TWI)	d	1832		1856e	1853	1901	1903	1856e	1923	1932			1956e	1953	2001	2003	1956e	2023
St Margarets (SMG)	d	1834		→			1905			1934			→			2005		
Richmond (RMD)	⊖ d	1837			1857	1905	1909		1927	1937			1957	2005		2009		2027
North Sheen (NSH)	d	1839					1911			1939						2011		
Mortlake (MTL)	d	1842					1913			1942						2013		
Hounslow (HOU)	d		1835					1905			1935						2005	
Isleworth (ISL)	d		1838					1908			1938						2008	
Syon Lane (SYL)	d		1840					1910			1940						2010	
Brentford (BFD)	d		1843					1912			1943						2012	
Kew Bridge (KWB)	d		1845					1915			1945						2015	
Chiswick (CHK)	d		1848					1917			1948						2017	
Barnes Bridge (BNI)	d		1850					1920			1950						2020	
Barnes (BNS)	d	1845	1853				1916	1923		1945	1953					2016	2023	
Putney (PUT)	d	1848	1856		1904	1914	1919	1926	1934	1948	1956		2004	2014	2019	2026	2034	
Wandsworth Town (WNT)	d	1851	1859				1922	1929		1951	1959				2022	2029		
Clapham Junction (CLJ)	Ⓜ d	1854	1902		1908	1918	1925	1932	1938	1954	2002		2008	2018	2025	2032	2038	
Queenstown Rd.(Battersea) (QRB)	d	1857	1905				1928	1935		1957	2005				2028	2035		
Vauxhall (VXH)	⊖ d	1900	1909		1914	1924	1932	1938	1944	2000	2009		2014	2024	2032	2038	2044	
London Waterloo (WAT)	⊖ Ⓜ a	1905	1913		1918	1928	1936	1943	1948	2005	2013		2018	2028	2036	2043	2048	

NOTES (see introductory pages for explanation of train operator codes and standard symbols)

- a Arrival time
- d Departure time
- e Arrives 9 minutes earlier

- A From Windsor & Eton Riverside
- D From Woking
- E From Reading
- WH To London Waterloo via Hounslow
- WW From London Waterloo via Wimbledon

Kingston, Twickenham, Richmond, Hounslow and Putney to London

Sundays

Operator Days of operation/Notes	SW A	SW D	SW WH	SW E	SW WW	SW	SW E	SW A	SW D	SW WH	SW E	SW WW	SW	SW E	SW A	SW D		
Kingston (KNG)	d		2035		2049					2135		2149						
Hampton Wick (HMW)	d		2037		2051					2137		2151						
Teddington (TED)	d		2040		2055					2140		2155						
Strawberry Hill (STW)	d		2043		2059					2143		2159						
Staines (SNS)	d	2016	2021		2041			2111	2116	2121		2141			2211	2216	2221	
Ashford (Surrey) (AFS)	d	2019	2024						2119	2124						2219	2224	
Feltham (FEL)	d	2024	2029		2047			2117	2124	2129		2147			2217	2224	2229	
Whitton (WTN)	d	2028		2059			←		2128		2159		←			2228		
Twickenham (TWI)	d	2032		2056e	2053	2103	2056e	2123	2132		2156e	2153	2203	2156e	2223	2232		
St Margarets (SMG)	d	2034		←		2105			2134		←		2205			2234		
Richmond (RMD)	⊖ d	2037		←	2057	2109		2127	2137		←	2157	2209		2227	2237		
North Sheen (NSH)	d	2039				2111			2139				2211			2239		
Mortlake (MTL)	d	2042				2113			2142				2213			2242		
Hounslow (HOU)	d		2035			2105				2135					2205		2235	
Isleworth (ISL)	d		2038			2108				2138					2208		2238	
Syon Lane (SYL)	d		2040			2110				2140					2210		2240	
Brentford (BFD)	d		2043			2112				2143					2212		2243	
Kew Bridge (KWB)	d		2045			2115				2145					2215		2245	
Chiswick (CHK)	d		2048			2117				2148					2217		2248	
Barnes Bridge (BNI)	d		2050			2120				2150					2220		2250	
Barnes (BNS)	d	2045	2053			2116	2123		2145	2153			2216	2223		2245	2253	
Putney (PUT)	d	2048	2056		2104	2119	2126	2134	2148	2156		2204	2219	2226	2234	2248	2256	
Wandsworth Town (WNT)	d	2051	2059			2122	2129		2151	2159			2222	2229		2251	2259	
Clapham Junction (CLJ)	10 d	2054	2102		2108	2125	2132	2138	2154	2202		2208	2225	2232	2238	2254	2302	
Queenstown Rd.(Battersea) (QRB)	d	2057	2105			2128	2135		2157	2205			2228	2235		2257	2305	
Vauxhall (VXH)	⊖ d	2100	2109		2114	2132	2138	2144	2200	2209			2214	2232	2238	2244	2300	2309
London Waterloo (WAT)	⊖ 15 a	2105	2113		2118	2136	2143	2148	2205	2213			2218	2236	2243	2248	2305	2313

Operator Days of operation/Notes	SW WH	SW E	SW WW	SW	SW A	SW D	SW E
Kingston (KNG)	d	2235		2249			
Hampton Wick (HMW)	d	2237		2251			
Teddington (TED)	d	2240		2255			
Strawberry Hill (STW)	d	2243		2259			
Staines (SNS)	d		2241		2317	2321	2341
Ashford (Surrey) (AFS)	d				2320	2324	
Feltham (FEL)	d		2247		2325	2329	2347
Whitton (WTN)	d	2259		←	2329		
Twickenham (TWI)	d	2256e	2253	2303	2256e	2332	2354
St Margarets (SMG)	d	←		2305		2334	
Richmond (RMD)	⊖ d		2257	2309		2338	2358
North Sheen (NSH)	d			2311		2340	
Mortlake (MTL)	d			2313		2342	
Hounslow (HOU)	d			2305		2335	
Isleworth (ISL)	d			2308		2338	
Syon Lane (SYL)	d			2310		2340	
Brentford (BFD)	d			2312		2343	
Kew Bridge (KWB)	d			2315		2345	
Chiswick (CHK)	d			2317		2348	
Barnes Bridge (BNI)	d			2320		2350	
Barnes (BNS)	d		2316	2323	2345	2353	
Putney (PUT)	d	2304	2319	2326	2348	2356	0005
Wandsworth Town (WNT)	d		2322	2329	2351	2359	
Clapham Junction (CLJ)	10 d	2308	2325	2332	2354	0002	0009
Queenstown Rd.(Battersea) (QRB)	d		2328	2335	2357	0005	
Vauxhall (VXH)	⊖ d	2314	2332	2338	0001	0009	0015
London Waterloo (WAT)	⊖ 15 a	2318	2336	2343	0005	0013	0019

NOTES (see introductory pages for explanation of train operator codes and standard symbols)

- a Arrival time
- d Departure time
- e Arrives 9 minutes earlier

- A From Windsor & Eton Riverside
- D From Woking
- E From Reading
- WH To London Waterloo via Hounslow
- WW From London Waterloo via Wimbledon