

London to Haslemere, Havant and Portsmouth

Mondays to Fridays until 20 September

Operator Days of operation/Notes 1st Class/Reservations/Bus	SW □	SW A □	SW □	SW □	SW □	SW □	SW □	SW B □	SW □	SW B □	SW □	SW □	SW □	SW □	SW □	SW □	SW □	SW □	
London Waterloo (WAT) 15 d		0508	0545	0615	0645	0700		0715	0730		0745	0800		0830	0845	0900	0930	0945	
Clapham Junction (CLJ) 10 d		0517	0552	0622u	0652u			0723u			0752u			0853u				0952u	
Woking (WOK)	d	0552	0617	0644	0713	0725		0743	0755		0813	0826		0855	0913	0925	0955	1013	
Worplesdon (WPL)	d		0622	0648	0718			0748			0818			0918				1018	
Guildford (GLD)	a	0559	0627	0654	0724	0732		0754	0802		0824	0833		0903	0924	0934	1002	1024	
Guildford (GLD)	d	0509	0603	0630	0655	0725	0734		0755	0804		0825	0835		0904	0925	0935	1003	1025
Farncombe (FNC)	d		0609	0636	0701	0731		0801			0831			0910	0931	0941		1031	
Godalming (GOD)	d		0612	0639	0704	0734	0741		0804	0811		0834	0842		0913	0934	0944	1010	1034
Milford (Surrey) (MLF)	d		0616	0643	0708	0738		0808			0838				0938			1038	
Witley (WTY)	d		0620	0647	0712	0742		0812			0842				0942			1042	
Haslemere (HSL)	4 a	0523	0627	0654	0719	0749	0752	←	0820	0823	←	0850	0854	←	0923	0949	0955	1020	1049
Haslemere (HSL)	4 d	0524	0628	0655	0720	0757	0753	0757	0828	0824	0828	0857	0854	0857	0924		0956	1021	
Liphook (LIP)	d	0529	0633	0700	0725	→		0802	→		0833	→		0902		1001			
Liss (LIS)	d	0535	0639	0706	0731			0808			0839			0908		1007			
Petersfield (PTR)	d	0545	0645	0711	0737		0805	0814		0836	0845		0905	0914	0935		1013	1032	
Rowlands Castle (RLN)	d	0555	0654	0721	0746			0823			0854			0923		1022			
Havant (HAV)	a	0600	0700	0727	0752		0817	0828		0851	0859		0918	0928	0951		1027	1045	
Bedhampton (BDH)	a	0603	0703	0730	0755			0831			0902			0932		1030			
Hilsea (HLS)	a	0608	0708	0738	0800			0837						0937		1036			
Fratton (FTN)	a	0612	0712	0742	0804		0827	0841		0900			0927	0941	1000		1040	1054	
Portsmouth & Southsea (PMS)	a	0616	0716	0746	0808		0830	0845		0904			0931	0945	1003		1043	1057	
Portsmouth Harbour (PMH)	a	0620	0720	0750	0812		0836	0850		0908			0936	1008		1048	1102		

Operator 1st Class/Reservations/Bus	SW □	SW □	SW □	SW □	SW □	SW □	SW □	SW □	SW □	SW □	SW □	SW □	SW □	SW □	SW □	SW □	SW □	SW □	SW □	
London Waterloo (WAT) 15 d	1000	1030	1045	1100	1130	1145	1200	1230	1245	1300	1330	1345	1400	1430	1445	1500			1530	
Clapham Junction (CLJ) 10 d			1052u			1152u			1252u			1352u			1452u					
Woking (WOK)	d	1025	1055	1113	1125	1155	1213	1225	1255	1313	1325	1355	1415	1425	1455	1513	1525		1555	
Worplesdon (WPL)	d			1118			1218			1318			1420		1518					
Guildford (GLD)	a	1032	1102	1124	1132	1202	1224	1232	1302	1324	1332	1402	1425	1432	1502	1524	1532		1603	
Guildford (GLD)	d	1033	1103	1125	1133	1203	1225	1233	1303	1325	1333	1403	1427	1433	1503	1525	1533		1604	
Farncombe (FNC)	d	1040		1131	1140		1231	1240		1331	1340		1433	1440		1531	1539		1610	
Godalming (GOD)	d	1043	1110	1134	1143	1210	1234	1243	1310	1334	1343	1410	1436	1443	1510	1534	1542		1613	
Milford (Surrey) (MLF)	d			1138			1238			1338			1440			1538			1617	
Witley (WTY)	d			1142			1242			1342			1444			1542			1621	
Haslemere (HSL)	4 a	1054	1120	1149	1154	1220	1249	1254	1320	1349	1354	1420	1451	1455	1520	1549	1553	→	1628	
Haslemere (HSL)	4 d	1055	1121		1155	1221		1255	1321		1355	1421		1456	1521	1556	1553	→	1628	
Liphook (LIP)	d	1100			1200			1300			1400			1501		→			1602	1633
Liss (LIS)	d	1106			1206			1306			1406			1507					1608	1639
Petersfield (PTR)	d	1112	1132		1212	1232		1312	1332		1412	1432		1513	1532		1604	1613	1645	
Rowlands Castle (RLN)	d	1121			1221			1321			1421			1522				1623	1654	
Havant (HAV)	a	1127	1145		1227	1245		1327	1345		1427	1445		1528	1545		1617	1628	1659	
Bedhampton (BDH)	a	1130			1230			1330			1430			1531				1631	1703	
Hilsea (HLS)	a	1136			1236			1336			1436			1537				1636	1708	
Fratton (FTN)	a	1140	1154		1240	1254		1340	1354		1440	1454		1541	1554		1627	1640	1712	
Portsmouth & Southsea (PMS)	a	1143	1157		1243	1257		1343	1357		1443	1457		1544	1557		1630	1644	1716	
Portsmouth Harbour (PMH)	a	1148	1202		1248	1302		1348	1402		1448	1502		1548	1602		1636		1720	

For the complete service between London, Woking and Guildford see table 152

For the complete service between Havant and Portsmouth see table 157

NOTES (see introductory pages for explanation of train operator codes and standard symbols)

- a Arrival time
- d Departure time
- u Stops to pick up only

- A Also calls at Vauxhall 0512, Wimbledon 0523, Surbiton 0531, Walton-On-Thames 0538, Weybridge 0542 and West Byfleet 0546
- B To Southampton Central. Also calls at Cosham 0909, Portchester 0914, Fareham 0919, Swanwick 0926, Netley 0933, Woolston 0941, St Denys 0947 and Southampton Central 0953

London to Haslemere, Havant and Portsmouth

Mondays to Fridays until 20 September

Operator	Days of operation/Notes	1st Class/Reservations/Bus	SW	SW	SW	SW	SW	SW	SW	SW	SW	SW	SW	SW	SW	SW	SW	SW	SW
			□	□	□	□	□	□	□	□	□	□	□	□	□	□	□	□	□
London Waterloo (WAT)	15 d	1545	1600		1630	1645	1700		1715	1730		1745	1800		1815	1830		1845	1900
Clapham Junction (CLJ)	10 d	1552u				1652u									1822u				
Woking (WOK)	d	1613	1625		1655	1714	1725			1755			1824		1843	1855			1924
Worplesdon (WPL)	d	1618				1718				1801					1848				
Guildford (GLD)	a	1623	1633		1702	1724	1733		1750	1806		1820	1833		1853	1903		1921	1932
Guildford (GLD)	d	1625	1634		1704	1725	1734		1753	1810		1822	1834		1855	1905		1923	1933
Farncombe (FNC)	d	1631			1710	1731			1759			1828			1901			1929	
Godalming (GOD)	d	1634	1642		1713	1734	1742		1802	1817		1831	1841		1904	1912		1932	1940
Milford (Surrey) (MLF)	d	1638				1738			1806			1835			1908			1936	
Witley (WTY)	d	1642				1742			1811			1839			1912			1940	
Haslemere (HSL)	4 a	1649	1653	←	1724	1750	1753	←	1818	1827	←	1847	1852	←	1920	1923	←	1947	1951
Haslemere (HSL)	4 d	1657	1653	1657	1725	1758	1754	1758	1832	1828	1832	1856	1853	1856	1928	1925	1928	1956	1952
Liphook (LIP)	d	←		1702		←		1803	←		1838	←		1901	←		1933	←	
Liss (LIS)	d			1708				1809			1844			1907			1939		
Petersfield (PTR)	d		1704	1713	1736		1806	1815		1840	1850		1904	1913		1937	1945		2003
Rowlands Castle (RLN)	d			1723				1824			1900			1922			1955		
Havant (HAV)	a		1717	1728	1751		1818	1829		1852	1905		1917	1927		1951	2000		2016
Bedhampton (BDH)	a			1731				1832			1908			1930					
Hilsea (HLS)	a			1737				1838			1914			1936					
Fratton (FTN)	a		1727	1741	1800		1827	1842		1902	1918		1926	1940		2000			2025
Portsmouth & Southsea (PMS)	a		1730	1744	1804		1831	1847		1905	1926		1929	1946		2003			2030
Portsmouth Harbour (PMH)	a		1738		1810		1838			1911			1938		2009				2036

Operator	Days of operation/Notes	1st Class/Reservations/Bus	SW	SW	SW	SW	SW	SW	SW	SW	SW	SW	SW	SW	SW	SW
			□	D □	□	D □	□	□	□	□	□	□	□	□	□	□
London Waterloo (WAT)	15 d		1915	1930		1945	2000	2030	2045	2100	2130	2145	2200	2230	2300	2332
Clapham Junction (CLJ)	10 d		1922u			1952u			2052u			2152u			2307u	2339u
Woking (WOK)	d		1943	1955		2013	2025	2055	2113	2125	2155	2213	2225	2256	2328	0001e
Worplesdon (WPL)	d		1948			2018			2118			2218			2333	
Guildford (GLD)	a		1954	2003		2024	2032	2103	2123	2133	2203	2223	2233	2304	2338	0008
Guildford (GLD)	d		1955	2004		2025	2033	2104	2125	2134	2204	2225	2234	2305	2340	0009
Farncombe (FNC)	d		2001			2031	2040		2131	2140		2231	2240	2311	2346	0015
Godalming (GOD)	d		2004	2011		2034	2043	2111	2134	2143	2211	2234	2243	2314	2349	0018
Milford (Surrey) (MLF)	d		2008			2038			2138			2238			2353	0022s
Witley (WTY)	d		2012			2042			2142			2242			2357	0026s
Haslemere (HSL)	4 a	←	2020	2023	←	2049	2054	2121	2149	2154	2222	2249	2254	2324	0004	0033
Haslemere (HSL)	4 d	1956	2028	2024	2028		2055	2122		2155	2223		2255	2325	0005	0034
Liphook (LIP)	d	2001	←		2033		2100			2200			2300		0010	0039
Liss (LIS)	d	2007			2039		2106			2206			2306		0016	0045
Petersfield (PTR)	d	2013		2036	2044		2112	2133		2212	2234		2312	2336	0021	0050
Rowlands Castle (RLN)	d	2022		2054	2121		2121			2221			2321		0031	0100
Havant (HAV)	a	2027		2051	2100		2127	2146		2230	2246		2326	2350	0036	0105
Bedhampton (BDH)	a	2030			2103		2130			2233			2330		0039	0108
Hilsea (HLS)	a	2036					2135			2238			2335		0044	0113
Fratton (FTN)	a	2040		2100			2139	2155		2242	2258		2339	2359	0048	0117
Portsmouth & Southsea (PMS)	a	2044		2104			2143	2158		2246	2303		2343	0004	0052	0121
Portsmouth Harbour (PMH)	a	2050		2108			2147	2202		2251	2307		2348	0008		0125

NOTES (see introductory pages for explanation of train operator codes and standard symbols)

- a Arrival time
- d Departure time
- s Stops to set down only
- u Stops to pick up only
- e Arrives 3 minutes earlier

C To Fareham. Also calls at Cosham 2008, Portchester 2013 and Fareham 2020

D To Southampton Central. Also calls at Cosham 2109, Portchester 2114, Fareham 2119, Swanwick 2126, Netley 2134, Woolston 2142 and Southampton Central 2153

London to Haslemere, Havant and Portsmouth

Mondays to Fridays from 23 September

Operator	SW	SW	SW	SW	SW	SW	SW	SW	SW	SW	SW	SW	SW	SW	SW	SW	SW	SW
Days of operation/Notes 1st Class/Reservations/Bus	□	□	□	□	□	□	□	□	□	□	□	□	□	□	□	□	□	□
London Waterloo (WAT) 15 d		0508	0545	0615	0645	0700		0715	0730		0745	0800		0830	0845	0900	0930	0945
Clapham Junction (CLJ) 10 d		0517	0552	0622u	0652u			0723u			0752u			0853u			0952u	
Woking (WOK) d		0552	0617	0644	0713	0725		0743	0755		0813	0826		0855	0913	0925	0955	1013
Worplesdon (WPL) d			0622	0648	0718			0748			0818			0918			1018	
Guildford (GLD) a		0559	0627	0654	0724	0732		0754	0802		0824	0833		0903	0924	0934	1002	1024
Guildford (GLD) d	0509	0603	0630	0655	0725	0734		0755	0804		0825	0835		0904	0925	0935	1003	1025
Farncombe (FNC) d		0609	0636	0701	0731			0801			0831			0910	0931	0941		1031
Godalming (GOD) d		0612	0639	0704	0734	0741		0804	0811		0834	0842		0913	0934	0944	1010	1034
Milford (Surrey) (MLF) d		0616	0643	0708	0738			0808			0838				0938			1038
Witley (WTY) d		0620	0647	0712	0742			0812			0842				0942			1042
Haslemere (HSL) 4 a	0523	0628	0655	0720	0750	0754		0821	0824		0850	0854		0924	0950	0956	1021	1050
Haslemere (HSL) 4 d	0524	0629	0656	0721	0758	0755		0758	0828	0825	0828	0857	0854	0857	0925		0957	1022
Liphook (LIP) d	0529	0634	0701	0726				0803			0833			0902			1002	
Liss (LIS) d	0535	0640	0707	0732				0809			0839			0908			1008	
Petersfield (PTR) d	0545	0646	0713	0738		0807		0815		0837	0845		0906	0914	0937		1014	1033
Rowlands Castle (RLN) d	0555	0655	0722	0748				0824			0855			0924			1024	
Havant (HAV) a	0600	0701	0728	0753		0821		0830		0851	0900		0919	0929	0951		1029	1046
Bedhampton (BDH) a	0603	0704	0731	0756				0833			0903			0932			1032	
Hilsea (HLS) a	0608	0710	0738	0802				0838						0938			1038	
Fratton (FTN) a	0612	0714	0742	0806		0830		0842		0900			0928	0942	1000		1042	1055
Portsmouth & Southsea (PMS) a	0616	0717	0746	0809		0834		0846		0904			0931	0945	1003		1045	1059
Portsmouth Harbour (PMH) a	0620	0721	0750	0813		0838		0850		0908			0936	1008			1049	1103

Operator	SW	SW	SW	SW	SW	SW	SW	SW	SW	SW	SW	SW	SW	SW	SW	SW	SW	SW
1st Class/Reservations/Bus	□	□	□	□	□	□	□	□	□	□	□	□	□	□	□	□	□	□
London Waterloo (WAT) 15 d	1000	1030	1045	1100	1130	1145	1200	1230	1245	1300	1330	1345	1400	1430	1445	1500		1530
Clapham Junction (CLJ) 10 d			1052u			1152u			1252u			1352u			1452u			
Woking (WOK) d	1025	1055	1113	1125	1155	1213	1225	1255	1313	1325	1355	1415	1425	1455	1513	1525		1555
Worplesdon (WPL) d			1118			1218			1318			1420			1518			
Guildford (GLD) a	1032	1102	1124	1132	1202	1224	1232	1302	1324	1332	1402	1425	1432	1502	1524	1532		1603
Guildford (GLD) d	1033	1103	1125	1133	1203	1225	1233	1303	1325	1333	1403	1427	1433	1503	1525	1533		1604
Farncombe (FNC) d	1040		1131	1140		1231	1240		1331	1340		1433	1440		1531	1539		1610
Godalming (GOD) d	1043	1110	1134	1143	1210	1234	1243	1310	1334	1343	1410	1436	1443	1510	1534	1542		1613
Milford (Surrey) (MLF) d			1138			1238			1338			1440			1538			1617
Witley (WTY) d			1142			1242			1342			1444			1542			1621
Haslemere (HSL) 4 a	1055	1121	1150	1155	1221	1250	1255	1321	1350	1355	1421	1452	1456	1521	1550	1554		1628
Haslemere (HSL) 4 d	1055	1122		1156	1222		1256	1322		1356	1422		1457	1522	1557	1554	1557	1629
Liphook (LIP) d	1100			1201			1301			1401			1502				1602	1634
Liss (LIS) d	1106			1207			1307			1407			1508				1608	1640
Petersfield (PTR) d	1112	1133		1213	1233		1313	1333		1413	1433		1514	1533		1606	1614	1645
Rowlands Castle (RLN) d	1122			1223			1323			1423			1523				1623	1655
Havant (HAV) a	1127	1146		1228	1246		1328	1346		1428	1446		1528	1546		1621	1628	1700
Bedhampton (BDH) a	1130			1231			1331			1431			1531				1631	1703
Hilsea (HLS) a	1136			1237			1337			1437			1537				1637	1709
Fratton (FTN) a	1140	1155		1241	1255		1341	1355		1441	1455		1541	1555		1630	1641	1713
Portsmouth & Southsea (PMS) a	1143	1159		1244	1259		1344	1359		1444	1459		1544	1559		1634	1644	1716
Portsmouth Harbour (PMH) a	1148	1203		1248	1303		1348	1403		1448	1503		1548	1603		1638		1720

For the complete service between London, Woking and Guildford see table 152

For the complete service between Havant and Portsmouth see table 157

NOTES (see introductory pages for explanation of train operator codes and standard symbols)

- a Arrival time
- d Departure time
- u Stops to pick up only

- A Also calls at Vauxhall 0512, Wimbledon 0523, Surbiton 0531, Walton-On-Thames 0538, Weybridge 0542 and West Byfleet 0546
- B To Southampton Central. Also calls at Cosham 0909, Portchester 0914, Fareham 0919, Swanwick 0926, Netley 0934, Woolston 0942, St Denys 0948 and Southampton Central 0953

London to Haslemere, Havant and Portsmouth

Mondays to Fridays from 23 September

Operator	Days of operation/Notes	SW	SW	SW	SW	SW	SW	SW	SW	SW	SW	SW	SW	SW	SW	SW	SW	SW	
	1st Class/Reservations/Bus	□	□	□	□	□	□	□	□	□	□	□	□	□	□	□	□	□	
London Waterloo (WAT)	15 d	1545	1600		1630	1645	1700		1715	1730		1745	1800		1815	1830		1845	1900
Clapham Junction (CLJ)	10 d	1552u				1652u									1822u				
Woking (WOK)	d	1613	1625		1655	1714	1725			1755			1824		1843	1855			1924
Worplesdon (WPL)	d	1618				1718				1801					1848				
Guildford (GLD)	a	1623	1633		1702	1724	1733		1750	1806		1820	1833		1853	1903		1921	1932
Guildford (GLD)	d	1625	1634		1704	1725	1734		1753	1810		1822	1834		1855	1905		1923	1933
Farncombe (FNC)	d	1631			1710	1731			1759			1828			1901				1929
Godalming (GOD)	d	1634	1641		1713	1734	1742		1802	1817		1831	1841		1904	1912		1932	1940
Milford (Surrey) (MLF)	d	1638				1738			1806			1835			1908				1936
Witley (WTY)	d	1642				1742			1811			1839			1912				1940
Haslemere (HSL)	4 a	1650	1654	←	1725	1751	1754	←	1819	1828	←	1848	1853	←	1921	1924	←	1948	1952
Haslemere (HSL)	4 d	1657	1654	1657	1726	1758	1755	1758	1832	1829	1832	1857	1854	1857	1928	1925	1928	1956	1953
Liphook (LIP)	d	←		1702		←		1803	←		1838	←		1902	←		1933	←	
Liss (LIS)	d			1708				1809			1844			1908			1939		
Petersfield (PTR)	d		1706	1714	1738		1807	1816		1841	1851		1906	1914		1937	1946		2004
Rowlands Castle (RLN)	d			1724				1825			1900			1923			1955		
Havant (HAV)	a		1721	1729	1751		1821	1830		1854	1906		1921	1928		1951	2000		2017
Bedhampton (BDH)	a			1732				1834			1909			1931					
Hilsea (HLS)	a			1737				1839			1914			1937					
Fratton (FTN)	a		1730	1741	1800		1830	1843		1904	1918		1930	1941		2000			2026
Portsmouth & Southsea (PMS)	a		1734	1745	1804		1834	1852		1907	1926		1933	1946		2003			2030
Portsmouth Harbour (PMH)	a		1740		1810		1840			1913			1939			2009			2035

Operator	Days of operation/Notes	SW	SW	SW	SW	SW	SW	SW	SW	SW	SW	SW	SW	SW	SW	SW
	1st Class/Reservations/Bus	□	D □	□	D □	□	□	□	□	□	□	□	□	□	□	□
London Waterloo (WAT)	15 d		1915	1930		1945	2000	2030	2045	2100	2130	2145	2200	2230	2300	2332
Clapham Junction (CLJ)	10 d		1922u			1952u			2052u			2152u			2307u	2339u
Woking (WOK)	d		1943	1955		2013	2025	2055	2113	2125	2155	2213	2225	2256	2328	0001e
Worplesdon (WPL)	d		1948			2018			2118			2218			2333	
Guildford (GLD)	a		1954	2003		2024	2032	2103	2123	2133	2203	2223	2233	2304	2338	0008
Guildford (GLD)	d		1955	2004		2025	2033	2104	2125	2134	2204	2225	2234	2305	2340	0009
Farncombe (FNC)	d		2001			2031	2040		2131	2140		2231	2240	2311	2346	0015
Godalming (GOD)	d		2004	2011		2034	2043	2111	2134	2143	2211	2234	2243	2314	2349	0018
Milford (Surrey) (MLF)	d		2008			2038			2138			2238			2353	0022s
Witley (WTY)	d		2012			2042			2142			2242			2357	0026s
Haslemere (HSL)	4 a	←	2021	2024	←	2050	2055	2122	2150	2155	2222	2250	2255	2325	0005	0033
Haslemere (HSL)	4 d	1956	2028	2025	2028		2056	2123		2156	2223		2256	2326	0006	0034
Liphook (LIP)	d	2001	←		2033		2101			2201			2301		0011	0039
Liss (LIS)	d	2007			2039		2107			2207			2307		0017	0045
Petersfield (PTR)	d	2013		2037	2045		2113	2135		2213	2234		2313	2337	0023	0050
Rowlands Castle (RLN)	d	2023			2055		2123			2223			2323		0032	0100
Havant (HAV)	a	2028		2051	2100		2128	2150		2230	2246		2328	2350	0038	0105
Bedhampton (BDH)	a	2031			2103		2131			2233			2331		0041	0108
Hilsea (HLS)	a	2037					2137			2238			2337		0046	0113
Fratton (FTN)	a	2041		2100			2141	2159		2242	2258		2341	2359	0050	0117
Portsmouth & Southsea (PMS)	a	2044		2104			2144	2203		2246	2303		2344	0004	0054	0121
Portsmouth Harbour (PMH)	a	2050		2108			2148	2208		2251	2307		2348	0008		0125

NOTES (see introductory pages for explanation of train operator codes and standard symbols)

- a Arrival time
- d Departure time
- s Stops to set down only
- u Stops to pick up only
- e Arrives 3 minutes earlier

C To Fareham. Also calls at Cosham 2008, Portchester 2013 and Fareham 2020

D To Southampton Central. Also calls at Cosham 2109, Portchester 2114, Fareham 2119, Swanwick 2126, Netley 2134, Woolston 2142 and Southampton Central 2153

London to Haslemere, Havant and Portsmouth

Saturdays until 21 September

	Operator	SW	SW	SW	SW	SW	SW	SW	SW	SW	SW	SW	SW	SW	SW	SW	SW			
	1st Class/Reservations/Bus	□	□	□	□	□	□	□	□	□	□	□	□	□	□	□	□			
London Waterloo (WAT)	15 d		0545	0645	0730	0745	0800		0830	0845	0900		0930	0945	1000		1030	1045	1100	
Clapham Junction (CLJ)	10 d		0552	0652u		0752u				0852u			0952u	1000			1030	1052u	1100	
Woking (WOK)	d		0613	0713	0755	0813	0825		0855	0913	0925		0955	1013	1025		1055	1113	1125	
Worplesdon (WPL)	d		0618	0717		0818				0918			1018						1118	
Guildford (GLD)	a		0623	0723	0802	0823	0832		0902	0923	0932		1002	1024	1032		1102	1123	1132	
Guildford (GLD)	d	0515	0625	0724	0803	0825	0833		0903	0925	0933		1003	1025	1033		1103	1125	1133	
Farncombe (FNC)	d		0631	0730		0831	0839			0931	0939			1031	1039				1131	1139
Godalming (GOD)	d		0634	0733	0810	0834	0842		0910	0934	0942		1010	1034	1042		1110	1134	1142	
Milford (Surrey) (MLF)	d		0638	0737		0838				0938				1038					1138	
Witley (WTY)	d		0642	0741		0842				0942				1042					1142	
Haslemere (HSL)	4 a	0529	0649	0748	0820	0849	0853	←	0920	0949	0953	←	1020	1049	1053	←	1120	1149	1153	
Haslemere (HSL)	4 d	0530	0650	0749	0821	0857	0853	0857	0921	0957	0953	0957	1021	1057	1053	1057	1121	1157	1153	
Liphook (LIP)	d	0535	0655	0754		→		0902		→		1002		→		1102		→		
Liss (LIS)	d	0541	0701	0800				0908				1008				1108			→	
Petersfield (PTR)	d	0546	0706	0806	0832		0904	0913	0932		1004	1013	1032		1104	1113	1132		1204	
Rowlands Castle (RLN)	d	0556	0716	0815				0923				1023				1123				
Havant (HAV)	a	0601	0722	0827	0845		0917	0928	0945		1017	1028	1045		1117	1128	1145		1217	
Bedhampton (BDH)	a	0604	0725	0830				0931				1031				1131				
Hilsea (HLS)	a	0610	0730	0839				0936				1036				1136				
Fratton (FTN)	a	0614	0734	0844	0855		0926	0940	0954		1026	1040	1054		1126	1140	1154		1226	
Portsmouth & Southsea (PMS)	a	0617	0738	0848	0858		0929	0944	0957		1030	1044	1057		1130	1144	1157		1229	
Portsmouth Harbour (PMH)	15 a	0622	0743	0852	0902		0934		1002		1034		1102		1134		1202		1234	

	Operator	SW	SW	SW	SW	SW	SW	SW	SW	SW	SW	SW	SW	SW	SW	SW	SW	SW	
	1st Class/Reservations/Bus	□	□	□	□	□	□	□	□	□	□	□	□	□	□	□	□	□	
London Waterloo (WAT)	15 d		1130	1145	1200		1230	1245	1300		1330	1345	1400		1430	1445	1500		1530
Clapham Junction (CLJ)	10 d			1152u				1254u				1352u				1452u			
Woking (WOK)	d		1155	1213	1225		1255	1314	1325		1355	1413	1425		1455	1513	1525		1555
Worplesdon (WPL)	d			1218				1319				1418				1518			
Guildford (GLD)	a		1203	1223	1232		1302	1324	1332		1402	1423	1432		1502	1524	1532		1602
Guildford (GLD)	d		1204	1225	1233		1303	1325	1333		1403	1425	1433		1503	1525	1533		1603
Farncombe (FNC)	d			1231	1239			1331	1339			1431	1439			1531	1539		
Godalming (GOD)	d		1210	1234	1242		1310	1334	1342		1410	1434	1442		1510	1534	1542		1610
Milford (Surrey) (MLF)	d			1238				1338				1438				1538			
Witley (WTY)	d			1242				1342				1442				1542			
Haslemere (HSL)	4 a	←	1221	1249	1253	←	1320	1350	1353	←	1420	1449	1453	←	1520	1549	1553	←	1620
Haslemere (HSL)	4 d	1157	1221	1257	1253	1257	1321	1357	1353	1357	1421	1457	1453	1457	1521	1557	1553	1557	1621
Liphook (LIP)	d	1202		→		1302		→		1402		→		1502		→		1602	
Liss (LIS)	d	1208				1308				1408				1508					1608
Petersfield (PTR)	d	1213	1232		1304	1313	1332		1404	1414	1432		1504	1513	1532		1604	1613	1632
Rowlands Castle (RLN)	d	1223				1323				1423				1523					1623
Havant (HAV)	a	1228	1245		1317	1328	1345		1417	1428	1445		1517	1528	1545		1617	1628	1645
Bedhampton (BDH)	a	1231				1331				1431				1531					1631
Hilsea (HLS)	a	1236				1336				1437				1536					1636
Fratton (FTN)	a	1240	1254		1326	1340	1354		1426	1441	1454		1526	1540	1554		1626	1640	1654
Portsmouth & Southsea (PMS)	a	1244	1257		1330	1344	1357		1430	1444	1457		1529	1544	1557		1629	1645	1657
Portsmouth Harbour (PMH)	15 a		1302		1334		1402		1434		1502		1534		1602		1634		1702

NOTES (see introductory pages for explanation of train operator codes and standard symbols)

- a Arrival time
- d Departure time
- u Stops to pick up only

London to Haslemere, Havant and Portsmouth

Saturdays until 21 September

Operator	Days of operation/Notes	1st Class/Reservations/Bus	SW	SW	SW	SW	SW	SW	SW	SW	SW	SW	SW	SW	SW	SW	SW	SW	SW		
			□	□	□	□	□	□	□	□	□	□	□	□	□	□	□	□	□	□	
London Waterloo (WAT)	⊕ 15	d	1545	1600		1630	1645	1700		1730	1745	1800		1830	1845	1900		1930	1945	2000	
Clapham Junction (CLJ)	10	d	1552u			1652u					1752u				1852u				1952u		
Woking (WOK)		d	1613	1625		1655	1713	1725		1755	1813	1825		1855	1913	1925		1955	2013	2025	
Worplesdon (WPL)		d	1618				1718				1818				1918					2018	
Guildford (GLD)		a	1623	1632		1702	1723	1732		1802	1823	1832		1902	1923	1932		2002	2023	2032	
Guildford (GLD)		d	1625	1633		1703	1725	1733		1803	1825	1833		1903	1925	1933		2003	2025	2033	
Farncombe (FNC)		d	1631	1639			1731	1739			1831	1839			1931	1939			2031	2039	
Godalming (GOD)		d	1634	1642		1710	1734	1742		1810	1834	1842		1911	1934	1942		2010	2034	2042	
Milford (Surrey) (MLF)		d	1638				1738				1838				1938					2038	
Witley (WTY)		d	1642				1742				1842				1942					2042	
Haslemere (HSL)	4	a	1649	1653	←	1720	1749	1753	←	1820	1849	1853	←	1921	1950	1953	←	2020	2049	2053	
Haslemere (HSL)	4	d	1657	1653		1721	1757	1753		1757	1821	1857	1853	1857	1922	1957	1953	1957	2021	2056	2053
Liphook (LIP)		d	←		1702		←			1802		←		1902		←			2002		←
Liss (LIS)		d			1708					1808				1908					2008		
Petersfield (PTR)		d		1704	1713	1732		1804	1813	1832		1904	1913	1933		2004	2013	2032			2104
Rowlands Castle (RLN)		d			1723					1823				1923					2023		
Havant (HAV)		a		1717	1728	1745		1817	1828	1845		1917	1928	1945		2017	2028	2045			2117
Bedhampton (BDH)		a			1731					1831				1931					2031		
Hilsea (HLS)		a			1736					1836				1936					2036		
Fratton (FTN)		a		1726	1740	1754		1826	1840	1854		1926	1940	1954		2026	2040	2054			2126
Portsmouth & Southsea (PMS)		a		1729	1744	1757		1829	1844	1857		1929	1944	1958		2029	2044	2057			2129
Portsmouth Harbour (PMH)	⚓	a		1736		1802		1834		1902		1934		2002		2036		2102			2137

Operator	Days of operation/Notes	1st Class/Reservations/Bus	SW	SW	SW	SW	SW	SW	SW	SW	SW	SW	SW	SW	SW	SW	SW	SW	SW	
			A	□	□	□	□	□	□	□	□	□	□	□	□	□	□	□	□	□
London Waterloo (WAT)	⊕ 15	d		2030	2045	2100		2130	2145	2200		2230	2245	2300		2315	2345			
Clapham Junction (CLJ)	10	d			2052u				2152u				2252u	2307u		2322u	2352u			
Woking (WOK)		d		2055	2113	2125		2155	2213	2225		2255	2313	2327		2344	0014			
Worplesdon (WPL)		d			2118				2218				2318							0019
Guildford (GLD)		a		2102	2123	2132		2202	2223	2232		2303	2323	2334		2351	0024			
Guildford (GLD)		d		2103	2125	2133		2203	2225	2233		2304	2325	2336		2353	0026			
Farncombe (FNC)		d			2131	2139			2231	2239		2310	2331			2359	0032			
Godalming (GOD)		d		2110	2134	2143		2210	2234	2243		2313	2334	2343		0002	0035			
Milford (Surrey) (MLF)		d			2138				2238				2338							0039s
Witley (WTY)		d			2142				2242				2342							0043s
Haslemere (HSL)	4	a	←	2120	2149	2154	←	2220	2249	2253	←	2323	2349	2353	←	0012	0050			
Haslemere (HSL)	4	d	2056	2121	2158	2155	2158	2221	2258	2254	2258	2324	2358	2354	2358	0013	0051			
Liphook (LIP)		d	2102		←		2203		←		2303		←		0003		0056s			
Liss (LIS)		d	2107				2209				2309				0009		0102s			
Petersfield (PTR)		d	2113	2132		2207	2215	2232		2305	2315	2335		0005	0015	0024	0107			
Rowlands Castle (RLN)		d	2122			2224					2324				0024		0117s			
Havant (HAV)		a	2127	2145		2220	2232	2245		2318	2329	2350		0018	0029	0036	0122			
Bedhampton (BDH)		a		2148			2235				2334				0033		0125s			
Hilsea (HLS)		a		2153			2240				2340				0038		0130s			
Fratton (FTN)		a		2157		2229	2244	2254		2327	2345	2359		0027	0042	0045	0134s			
Portsmouth & Southsea (PMS)		a		2201		2233	2248	2257		2330	2349	0004		0030	0046	0049	0138			
Portsmouth Harbour (PMH)	⚓	a		2208		2237	2252	2302		2335	2354	0008		0035		0054				






NOTES (see introductory pages for explanation of train operator codes and standard symbols)






- a Arrival time
- d Departure time
- s Stops to set down only
- u Stops to pick up only

A To Southampton Central. Also calls at Cosham 2135, Fareham 2143, Swanwick 2149, Netley 2156, Woolston 2201 and Southampton Central 2210

London to Haslemere, Havant and Portsmouth

Saturdays from 28 September

Operator 1st Class/Reservations/Bus	SW	SW	SW	SW	SW	SW	SW	SW	SW	SW	SW	SW	SW	SW	SW	SW	SW		
London Waterloo (WAT)  d		0545	0645	0730	0745	0800		0830	0845	0900		0930	0945	1000		1030	1045	1100	
Clapham Junction (CLJ)  d		0552	0652 ^u		0752 ^u				0852 ^u			0952 ^u	1000			1030	1052 ^u		
Woking (WOK) d		0613	0713	0755	0813	0825		0855	0913	0925		0955	1013	1025		1055	1113	1125	
Worplesdon (WPL) d		0618	0717		0818				0918			1018						1118	
Guildford (GLD) a		0623	0723	0802	0823	0832		0902	0923	0932		1002	1024	1032		1102	1123	1132	
Guildford (GLD) d	0515	0625	0724	0803	0825	0833		0903	0925	0933		1003	1025	1033		1103	1125	1133	
Farncombe (FNC) d		0631	0730		0831	0839			0931	0939			1031	1039				1131	1139
Godalming (GOD) d		0634	0733	0810	0834	0842		0910	0934	0942		1010	1034	1042		1110	1134	1142	
Milford (Surrey) (MLF) d		0638	0737		0838				0938				1038					1138	
Witley (WTY) d		0642	0741		0842				0942				1042					1142	
Haslemere (HSL)  a	0530	0649	0749	0821	0850	0853	←	0921	0950	0953	←	1021	1050	1053	←	1121	1150	1153	
Haslemere (HSL)  d	0531	0650	0750	0822	0857	0854	0857	0922	0957	0954	0957	1022	1057	1054	1057	1122	1157	1154	
Liphook (LIP) d	0536	0655	0755		→		0902		→		1002		→		1102		→		
Liss (LIS) d	0542	0701	0801				0908				1008				1108				
Petersfield (PTR) d	0548	0707	0806	0833			0906	0913	0933		1006	1013	1033		1106	1113	1133	1206	
Rowlands Castle (RLN) d	0557	0716	0816					0923				1023				1123			
Havant (HAV) a	0603	0722	0827	0846			0920	0928	0946		1020	1028	1046		1120	1128	1146	1220	
Bedhampton (BDH) a	0606	0725	0830					0931				1031				1131			
Hilsea (HLS) a	0611	0730	0839					0937				1037				1137			
Fratton (FTN) a	0615	0734	0844	0855			0929	0941	0955		1029	1041	1055		1129	1141	1155	1229	
Portsmouth & Southsea (PMS) a	0619	0738	0847	0859			0933	0944	0959		1033	1044	1059		1133	1144	1159	1233	
Portsmouth Harbour (PMH)  a	0623	0743	0851	0903			0937		1003		1037		1103		1137		1203	1237	

Operator 1st Class/Reservations/Bus	SW	SW	SW	SW	SW	SW	SW	SW	SW	SW	SW	SW	SW	SW	SW	SW	SW	SW
London Waterloo (WAT)  d		1130	1145	1200		1230	1245	1300		1330	1345	1400		1430	1445	1500		1530
Clapham Junction (CLJ)  d			1152 ^u				1254 ^u				1352 ^u				1452 ^u			
Woking (WOK) d		1155	1213	1225		1255	1314	1325		1355	1413	1425		1455	1513	1525		1555
Worplesdon (WPL) d			1218				1319				1418				1518			
Guildford (GLD) a		1203	1223	1232		1302	1324	1332		1402	1423	1432		1502	1524	1532		1602
Guildford (GLD) d		1204	1225	1233		1303	1325	1333		1403	1425	1433		1503	1525	1533		1603
Farncombe (FNC) d			1231	1239			1331	1339			1431	1439			1531	1539		
Godalming (GOD) d		1210	1234	1242		1310	1334	1342		1410	1434	1442		1510	1534	1542		1610
Milford (Surrey) (MLF) d			1238				1338				1438				1538			
Witley (WTY) d			1242				1342				1442				1542			
Haslemere (HSL)  a	←	1221	1250	1253	←	1321	1350	1354	←	1421	1450	1453	←	1521	1550	1553	←	1621
Haslemere (HSL)  d	1157	1222	1257	1254	1257	1322	1357	1354	1357	1422	1457	1454	1457	1522	1557	1554	1557	1622
Liphook (LIP) d	1202		→		1302		→		1402		→		1502		→		1602	
Liss (LIS) d	1208				1308				1408				1508					1608
Petersfield (PTR) d	1213	1233		1306	1313	1333		1407	1414	1433		1506	1513	1533		1606	1613	1633
Rowlands Castle (RLN) d	1223				1323				1423				1523					1623
Havant (HAV) a	1228	1246		1320	1328	1346		1420	1429	1446		1520	1528	1546		1620	1628	1646
Bedhampton (BDH) a	1231				1331				1432				1531					1631
Hilsea (HLS) a	1237				1337				1437				1537					1637
Fratton (FTN) a	1241	1255		1329	1341	1355		1429	1441	1455		1529	1541	1555		1629	1641	1655
Portsmouth & Southsea (PMS) a	1244	1259		1333	1344	1359		1433	1445	1459		1533	1544	1559		1633	1644	1659
Portsmouth Harbour (PMH)  a		1303		1337		1403		1437		1503		1537		1603		1637		1703

NOTES (see introductory pages for explanation of train operator codes and standard symbols)

- a Arrival time
- d Departure time
- u Stops to pick up only

London to Haslemere, Havant and Portsmouth

Saturdays from 28 September

Operator	Days of operation/Notes	1st Class/Reservations/Bus	SW	SW	SW	SW	SW	SW	SW	SW	SW	SW	SW	SW	SW	SW	SW	SW	SW				
			□	□	□	□	□	□	□	□	□	□	□	□	□	□	□	□	□	□			
London Waterloo (WAT)	⊕ 15	d	1545	1600		1630	1645	1700		1730	1745	1800		1830	1845	1900		1930	1945	2000			
Clapham Junction (CLJ)	10	d	1552u			1652u					1752u				1852u				1952u				
Woking (WOK)		d	1613	1625		1655	1713	1725		1755	1813	1825		1855	1913	1925		1955	2013	2025			
Worplesdon (WPL)		d	1618				1718				1818				1918					2018			
Guildford (GLD)		a	1623	1632		1702	1723	1732		1802	1823	1832		1902	1923	1932		2002	2023	2032			
Guildford (GLD)		d	1625	1633		1703	1725	1733		1803	1825	1833		1903	1924	1933		2003	2025	2033			
Farncombe (FNC)		d	1631	1639			1731	1739			1831	1839			1931	1939			2031	2039			
Godalming (GOD)		d	1634	1642		1710	1734	1742		1810	1834	1842		1911	1934	1942		2010	2034	2042			
Milford (Surrey) (MLF)		d	1638				1738				1838				1938					2038			
Witley (WTY)		d	1642				1742				1842				1942					2042			
Haslemere (HSL)	4	a	1650	1653	←	1721	1750	1753	←	1821	1850	1853	←	1922	1950	1953	←	2021	2050	2053			
Haslemere (HSL)	4	d	1657	1654		1722	1757	1754		1757	1822	1857	1854		1857	1922	1957	1954		1957	2022	2057	2054
Liphook (LIP)		d	←			1702				1802		←			1902		←			2002		←	
Liss (LIS)		d				1708				1808					1908					2008			
Petersfield (PTR)		d		1706	1713	1733		1806	1813	1833		1906	1913	1933		2006	2013	2033				2106	
Rowlands Castle (RLN)		d				1723				1823					1923					2023			
Havant (HAV)		a		1720	1728	1746		1820	1828	1846		1920	1928	1946		2020	2028	2046				2120	
Bedhampton (BDH)		a				1731				1831					1931					2031			
Hilsea (HLS)		a				1737				1837					1937					2037			
Fratton (FTN)		a		1729	1741	1755		1829	1841	1855		1929	1941	1955		2029	2041	2055				2129	
Portsmouth & Southsea (PMS)		a		1733	1744	1759		1833	1844	1859		1933	1944	1959		2033	2044	2059				2133	
Portsmouth Harbour (PMH)	⚓	a		1737		1803		1837		1903		1937		2003		2037		2103				2137	

Operator	Days of operation/Notes	1st Class/Reservations/Bus	SW	SW	SW	SW	SW	SW	SW	SW	SW	SW	SW	SW	SW	SW	SW	SW	SW	
			A	□	□	□	□	□	□	□	□	□	□	□	□	□	□	□	□	
London Waterloo (WAT)	⊕ 15	d		2030	2045	2100		2130	2145	2200		2230	2245	2300		2315	2345			
Clapham Junction (CLJ)	10	d			2052u				2152u				2252u	2307u		2322u	2352u			
Woking (WOK)		d		2055	2113	2125		2155	2213	2225		2255	2313	2327		2344	0014			
Worplesdon (WPL)		d			2118				2218				2318							0019
Guildford (GLD)		a		2102	2123	2132		2202	2223	2232		2303	2323	2334		2352	0024			
Guildford (GLD)		d		2103	2125	2133		2203	2225	2233		2304	2325	2336		2353	0026			
Farncombe (FNC)		d			2131	2139			2231	2239		2310	2331		2359	0032				
Godalming (GOD)		d		2110	2134	2143		2210	2234	2243		2313	2334	2343		0002	0035			
Milford (Surrey) (MLF)		d			2138				2238				2338							0039s
Witley (WTY)		d			2142				2242				2342							0043s
Haslemere (HSL)	4	a	←	2121	2150	2154	←	2221	2250	2254	←	2324	2350	2354	←	0013	0051			
Haslemere (HSL)	4	d	2057	2122	2159	2155	2159	2222	2259	2255	2259	2325	2359	2355	2359	0014	0052			
Liphook (LIP)		d	2102		←		2204		←		2304		←		0004		0057s			
Liss (LIS)		d	2108				2210				2310				0010		0103s			
Petersfield (PTR)		d	2113	2133		2207	2216	2233		2307	2316	2336		0006	0016	0025	0109			
Rowlands Castle (RLN)		d	2123			2226				2326					0026		0118s			
Havant (HAV)		a	2128	2146		2220	2232	2246		2319	2331	2350		0019	0031	0038	0124			
Bedhampton (BDH)		a		2149			2236				2336				0035		0127s			
Hilsea (HLS)		a		2155			2242				2342				0040		0132s			
Fratton (FTN)		a		2159		2229	2246	2255		2328	2346	2359		0028	0044	0047	0136s			
Portsmouth & Southsea (PMS)		a		2202		2233	2251	2259		2332	2350	0004		0032	0048	0051	0140			
Portsmouth Harbour (PMH)	⚓	a		2208		2237	2255	2303		2337	2355	0008		0037		0056				

NOTES (see introductory pages for explanation of train operator codes and standard symbols)

- a Arrival time
- d Departure time
- s Stops to set down only
- u Stops to pick up only

A To Southampton Central. Also calls at Cosham 2135, Fareham 2143, Swanwick 2149, Netley 2156, Woolston 2201 and Southampton Central 2210

London to Haslemere, Havant and Portsmouth

Sundays until 15 September

Operator 1st Class/Reservations/Bus	SW □	SW □	SW □	SW □	SW □	SW □	SW □	SW □	SW □	SW □	SW □	SW □	SW □	SW □	SW □	SW □	SW □	SW □
London Waterloo (WAT) 15 d		0800	0830	0900	0930	1000	1030	1100	1130	1200	1230	1300	1330	1400	1430	1500	1530	1600
Clapham Junction (CLJ) 10 d		0809u	0837u	0909u	0939u	1009u	1039u	1109u	1139u	1209u	1237u	1309u	1337u	1409u	1437u	1509u	1537u	1609u
Woking (WOK) d	0732	0833	0857	0933	1002	1033	1102	1133	1202	1233	1257	1333	1357	1432	1457	1532	1557	1632
Worplesdon (WPL) d																		
Guildford (GLD) a	0740	0840	0904	0940	1010	1040	1110	1140	1210	1240	1304	1340	1404	1440	1504	1540	1604	1640
Guildford (GLD) d	0742	0842	0905	0942	1012	1042	1112	1142	1212	1242	1305	1343	1405	1442	1505	1542	1605	1642
Farncombe (FNC) d	0748	0848		0948		1048		1148		1248		1349		1448		1548		1648
Godalming (GOD) d	0751	0851	0912	0951	1018	1051	1118	1151	1218	1251	1312	1352	1412	1451	1512	1551	1612	1651
Milford (Surrey) (MLF) d	0755	0855		0955		1055		1155		1255		1356		1455		1555		1655
Witley (WTY) d	0759	0859		0959		1059		1159		1259		1400		1459		1559		1659
Haslemere (HSL) 4 a	0806	0906	0922	1006	1029	1106	1129	1206	1229	1306	1322	1407	1422	1506	1522	1606	1622	1706
Haslemere (HSL) 4 d	0807	0907	0923	1007	1030	1107	1130	1207	1230	1307	1323	1408	1423	1507	1523	1607	1623	1707
Liphook (LIP) d	0812	0912		1012		1112		1212		1312		1413		1512		1612		1712
Liss (LIS) d	0818	0918		1018		1118		1218		1318		1419		1518		1618		1718
Petersfield (PTR) d	0823	0923	0934	1023	1041	1123	1141	1223	1241	1323	1334	1424	1434	1523	1534	1623	1634	1723
Rowlands Castle (RLN) d	0833	0933		1033		1133		1233		1333		1434		1533		1633		1733
Havant (HAV) a	0838	0940	0947	1040	1054	1140	1154	1240	1254	1340	1346	1440	1446	1540	1546	1640	1646	1740
Bedhampton (BDH) a	0841	0943		1043		1143		1243		1343		1443		1543		1643		1743
Hilsea (HLS) a																		
Fratton (FTN) a	0849	0951	0956	1051	1103	1151	1203	1251	1304	1350	1355	1451	1455	1551	1555	1651	1655	1751
Portsmouth & Southsea (PMS) a	0853	0955	1000	1055	1107	1155	1207	1256	1308	1354	1359	1455	1459	1555	1559	1655	1659	1755
Portsmouth Harbour (PMH) a	0857	1000	1004	1100	1112	1200	1212	1300	1312	1359	1403	1500	1503	1600	1603	1700	1703	1800

Operator 1st Class/Reservations/Bus	SW □	SW □	SW □	SW □	SW □	SW □	SW □	SW □	SW □	SW □	SW □	SW □	SW □	SW □	SW □	SW □	SW □
London Waterloo (WAT) 15 d	1630	1700	1730	1800	1830	1900	1930	2000	2030	2100	2130	2200	2230	2300	2330		
Clapham Junction (CLJ) 10 d	1637u	1709u	1737u	1809u	1837u	1909u	1937u	2009u	2037u	2109u	2137u	2209u	2237u	2309u	2339u		
Woking (WOK) d	1657	1732	1757	1832	1857	1932	1957	2032	2057	2132	2157	2232	2257	2332	0002		
Worplesdon (WPL) d																	
Guildford (GLD) a	1704	1740	1804	1840	1904	1940	2004	2040	2104	2140	2204	2240	2304	2340	0010		
Guildford (GLD) d	1705	1743	1805	1842	1905	1942	2005	2042	2105	2142	2205	2242	2305	2342	0012		
Farncombe (FNC) d		1750		1848		1948		2048		2148		2248		2348			
Godalming (GOD) d	1712	1753	1812	1851	1912	1951	2012	2051	2112	2151	2212	2251	2312	2351	0018		
Milford (Surrey) (MLF) d		1757		1855		1955		2055		2155		2255		2355			
Witley (WTY) d		1801		1859		1959		2059		2159		2259		2359			
Haslemere (HSL) 4 a	1722	1808	1822	1906	1922	2006	2022	2106	2122	2206	2222	2306	2322	0006	0029		
Haslemere (HSL) 4 d	1723	1809	1823	1907	1923	2007	2023	2107	2123	2207	2223	2307	2323	0007	0029		
Liphook (LIP) d		1814		1912		2012		2112		2212		2312		0012			
Liss (LIS) d		1820		1918		2018		2118		2218		2318		0018			
Petersfield (PTR) d	1734	1825	1834	1923	1934	2023	2034	2123	2134	2223	2234	2323	2334	0023	0040		
Rowlands Castle (RLN) d		1835		1933		2033		2133		2233		2333		0033			
Havant (HAV) a	1746	1840	1846	1940	1946	2040	2046	2140	2146	2240	2247	2342	2348	0038	0053		
Bedhampton (BDH) a		1843		1943		2043		2143		2243		2345		0041			
Hilsea (HLS) a																	
Fratton (FTN) a	1755	1851	1855	1951	1955	2051	2055	2151	2155	2251	2256	2353	2357	0049	0102		
Portsmouth & Southsea (PMS) a	1759	1855	1859	1955	1959	2055	2059	2155	2159	2256	2300	2357	0001	0053	0105		
Portsmouth Harbour (PMH) a	1803	1900	1903	2000	2003	2100	2103	2200	2204	2300	2304	0001	0006	0058	0109		

NOTES (see introductory pages for explanation of train operator codes and standard symbols)

- a Arrival time
- d Departure time
- u Stops to pick up only

London to Haslemere, Havant and Portsmouth

Sundays from 22 September

Operator 1st Class/Reservations/Bus	SW □	SW □	SW □	SW □	SW □	SW □	SW □	SW □	SW □	SW □	SW □	SW □	SW □	SW □	SW □	SW □	SW □	SW □
London Waterloo (WAT) d		0800	0830	0900	0930	1000	1030	1100	1130	1200	1230	1300	1330	1400	1430	1500	1530	1600
Clapham Junction (CLJ) d		0809u	0837u	0909u	0939u	1009u	1039u	1109u	1139u	1209u	1237u	1309u	1337u	1409u	1437u	1509u	1537u	1609u
Woking (WOK) d	0732	0833	0857	0933	1002	1033	1102	1133	1202	1233	1257	1333	1357	1432	1459	1532	1557	1632
Worplesdon (WPL) d																		
Guildford (GLD) a	0740	0840	0904	0940	1010	1040	1110	1140	1210	1240	1304	1340	1404	1440	1506	1540	1604	1640
Guildford (GLD) d	0742	0842	0905	0942	1012	1042	1112	1142	1212	1242	1305	1343	1405	1442	1507	1542	1605	1642
Farncombe (FNC) d	0748	0848		0948		1048		1148		1248		1349		1448		1548		1648
Godalming (GOD) d	0751	0851	0912	0951	1018	1051	1118	1151	1218	1251	1312	1352	1412	1451	1514	1551	1612	1651
Milford (Surrey) (MLF) d	0755	0855		0955		1055		1155		1255		1356		1455		1555		1655
Witley (WTY) d	0759	0859		0959		1059		1159		1259		1400		1459		1559		1659
Haslemere (HSL) a	0807	0907	0923	1007	1029	1107	1129	1207	1229	1307	1323	1407	1423	1507	1524	1607	1623	1707
Haslemere (HSL) d	0808	0908	0923	1008	1030	1108	1130	1208	1230	1308	1323	1408	1423	1508	1525	1608	1623	1708
Liphook (LIP) d	0813	0913		1013		1113		1213		1313		1413		1513		1613		1713
Liss (LIS) d	0819	0919		1019		1119		1219		1319		1419		1519		1619		1719
Petersfield (PTR) d	0825	0925	0934	1025	1041	1125	1141	1225	1241	1325	1334	1425	1434	1525	1536	1625	1634	1725
Rowlands Castle (RLN) d	0834	0934		1034		1134		1234		1334		1434		1534		1634		1734
Havant (HAV) a	0840	0940	0947	1040	1054	1140	1154	1240	1254	1340	1347	1440	1447	1540	1548	1640	1647	1740
Bedhampton (BDH) a	0843	0943		1043		1143		1243		1343		1443		1543		1643		1743
Hilsea (HLS) a																		
Fratton (FTN) a	0851	0951	0956	1051	1103	1151	1203	1251	1304	1350	1356	1451	1456	1551	1557	1651	1656	1751
Portsmouth & Southsea (PMS) a	0855	0955	1000	1055	1107	1155	1207	1256	1308	1354	1400	1455	1500	1555	1601	1655	1700	1755
Portsmouth Harbour (PMH) a	0859	1000	1004	1100	1112	1200	1212	1300	1312	1359	1404	1500	1504	1600	1605	1700	1704	1800

Operator 1st Class/Reservations/Bus	SW □	SW □	SW □	SW □	SW □	SW □	SW □	SW □	SW □	SW □	SW □	SW □	SW □	SW □	SW □	SW □	SW □
London Waterloo (WAT) d	1630	1700	1730	1800	1830	1900	1930	2000	2030	2100	2130	2200	2230	2300	2330		
Clapham Junction (CLJ) d	1637u	1709u	1737u	1809u	1837u	1909u	1937u	2009u	2037u	2109u	2137u	2209u	2237u	2309u	2339u		
Woking (WOK) d	1657	1732	1757	1832	1857	1932	1957	2032	2057	2132	2157	2232	2257	2332	0002		
Worplesdon (WPL) d																	
Guildford (GLD) a	1704	1740	1804	1840	1904	1940	2004	2040	2104	2140	2204	2240	2304	2340	0010		
Guildford (GLD) d	1705	1743	1805	1842	1905	1942	2005	2042	2105	2142	2205	2242	2305	2342	0012		
Farncombe (FNC) d		1750		1848		1948		2048		2148		2248		2348			
Godalming (GOD) d	1712	1753	1812	1851	1912	1951	2012	2051	2112	2151	2212	2251	2312	2351	0018		
Milford (Surrey) (MLF) d		1757		1855		1955		2055		2155		2255		2355			
Witley (WTY) d		1801		1859		1959		2059		2159		2259		2359			
Haslemere (HSL) a	1723	1808	1823	1907	1923	2007	2023	2106	2123	2207	2223	2307	2323	0007	0029		
Haslemere (HSL) d	1723	1809	1823	1908	1923	2008	2023	2107	2123	2208	2224	2308	2324	0008	0030		
Liphook (LIP) d		1814		1913		2013		2113		2213		2313		0013			
Liss (LIS) d		1820		1919		2019		2119		2219		2319		0019			
Petersfield (PTR) d	1734	1825	1834	1925	1934	2025	2034	2125	2134	2225	2235	2325	2335	0025	0041		
Rowlands Castle (RLN) d		1835		1934		2034		2134		2234		2334		0034			
Havant (HAV) a	1747	1840	1847	1940	1947	2040	2047	2140	2147	2240	2248	2342	2348	0040	0054		
Bedhampton (BDH) a		1843		1943		2043		2143		2243		2345		0043			
Hilsea (HLS) a																	
Fratton (FTN) a	1756	1851	1856	1951	1956	2051	2056	2151	2158	2251	2257	2353	2357	0050	0103		
Portsmouth & Southsea (PMS) a	1800	1855	1900	1955	2000	2055	2100	2155	2201	2256	2300	2357	0001	0054	0106		
Portsmouth Harbour (PMH) a	1804	1900	1904	2000	2004	2100	2104	2200	2205	2300	2304	0001	0006	0058	0110		

NOTES (see introductory pages for explanation of train operator codes and standard symbols)

- a Arrival time
- d Departure time
- u Stops to pick up only

Portsmouth, Havant and Haslemere to London

Mondays to Fridays until 20 September

Operator	SW	SW	SW	SW	SW	SW	SW	SW	SW	SW	SW	SW	SW	SW	SW	SW	SW	SW
Days of operation/Notes 1st Class/Reservations/Bus	□	□	□	□	A □	□	A □	A □	□	□	□	□	□	□	□	□	□	□
Portsmouth Harbour (PMH)	d 0425	0512	0523	0545		0610			0640			0713		0731	0745		0802	0815
Portsmouth & Southsea (PMS)	d 0430	0517	0528	0550		0615			0644		0658	0718		0736	0751c		0807	0820
Fratton (FTN)	d 0434	0521	0532	0554		0619			0649		0703	0722		0740	0755		0811	0825
Hilsea (HLS)	d 0438		0536								0707			0744			0815	
Bedhampton (BDH)	d 0443		0541		0613						0712			0749			0820	
Havant (HAV)	d 0446	0530	0544	0604	0616	0627		0642	0658	0710	0716	0732		0752	0804		0823	0834
Rowlands Castle (RLN)	d 0451		0549		0621			0648			0721			0757			0828	
Petersfield (PTR)	d 0503	0544	0604e	0618	0633	0642		0700	0714	0725	0734	0747		0809	0819		0840	0848
Liss (LIS)	d 0508		0609	0623	0638			0705	0719		0739			0814			0845	
Liphook (LIP)	d 0514		0616	0630	0644			0712	0726		0746			0821			0851	
Haslemere (HSL)	4 a 0520	0556	0621	0635	0650	0654	←	0717	0731	0736	0752	0758	←	0827	0832	←	0857	0901
Haslemere (HSL)	4 d 0521	0557	0623	0637	0704	0658	0704	0720	0733	0738	0808	0800	0808	0838	0833	0838	0910	0902
Witley (WTY)	d 0527	0604		0643	→		0710			0745	→		0815	→		0845	→	
Milford (Surrey) (MLF)	d 0531	0609		0647			0715			0749			0819			0849		
Godalming (GOD)	d 0535	0613	0633	0651		0708	0719	0731	0744	0753		0811	0824		0844	0854		0912
Farncombe (FNC)	d 0538	0616	0636	0654			0722	0734		0756			0827			0857		
Guildford (GLD)	a 0548	0621	0641	0659		0714	0727	0740	0750	0801		0817	0832		0850	0902		0918
Guildford (GLD)	d 0550	0624	0643	0701		0715	0729	0741	0752	0803		0819	0834		0853	0904		0919
Worplesdon (WPL)	d 0555	0630		0707			0735			0809			0840			0910		
Woking (WOK)	a 0600	0635	0651	0712		0726	0741	0750	0759	0813		0827	0845			0914		0927
Clapham Junction (CLJ)	10 a 0620	0657	0712	0732									0905					
London Waterloo (WAT)	15 a 0630	0709	0723	0743		0753	0809	0819	0827	0841		0854	0918		0930	0941		0955

Operator	SW	SW	SW	SW	SW	SW	SW	SW	SW	SW	SW	SW	SW	SW	SW	SW	SW	SW
1st Class/Reservations/Bus	□	□	□	□	□	□	□	□	□	□	□	□	□	□	□	□	□	□
Portsmouth Harbour (PMH)		0833	0915		0933	1015		1033	1115		1133	1215		1233	1315		1333	1415
Portsmouth & Southsea (PMS)	d 0837	0919		0937	1019		1037	1119		1137	1219		1237	1319		1337	1419	
Fratton (FTN)	d 0841	0924		0941	1024		1041	1124		1141	1224		1241	1324		1341	1424	
Hilsea (HLS)	d 0845			0945			1045			1145			1245			1345		
Bedhampton (BDH)	d 0851			0950			1050			1150			1250			1350		
Havant (HAV)	d 0854	0934		0954	1034		1054	1134		1154	1234		1254	1334		1354	1434	
Rowlands Castle (RLN)	d 0859			0959			1059			1159			1259			1359		
Petersfield (PTR)	d 0910	0948		1010	1048		1110	1148		1210	1248		1310	1348		1410	1448	
Liss (LIS)	d 0915			1015			1115			1215			1315			1415		
Liphook (LIP)	d 0922			1021			1121			1221			1321			1421		
Haslemere (HSL)	4 a 0927	1000		1027	1100		1127	1200		1227	1300		1327	1400		1427	1500	
Haslemere (HSL)	4 d 0910	0930	1002	1010	1029	1102	1110	1129	1202	1210	1229	1302	1310	1329	1402	1410	1429	1502
Witley (WTY)	d 0917			1017			1117			1217			1317			1417		
Milford (Surrey) (MLF)	d 0921			1021			1121			1221			1321			1421		
Godalming (GOD)	d 0925	0941	1012	1025	1039	1112	1125	1139	1212	1225	1239	1312	1325	1339	1412	1425	1439	1512
Farncombe (FNC)	d 0928	0944		1028	1042		1128	1142		1228	1242		1328	1342		1428	1442	
Guildford (GLD)	a 0934	0949	1018	1033	1047	1118	1133	1147	1218	1233	1247	1318	1333	1347	1418	1433	1447	1518
Guildford (GLD)	d 0935	0952	1019	1034	1049	1119	1134	1149	1219	1236	1249	1319	1334	1349	1419	1434	1449	1519
Worplesdon (WPL)	d 0941			1040			1140			1242			1340			1440		
Woking (WOK)	a 0945	0959	1026	1044	1057		1145	1157	1226	1246	1257	1326	1345	1357	1427	1444	1456	1526
Clapham Junction (CLJ)	10 a 1005			1106			1205			1306			1406			1504		
London Waterloo (WAT)	15 a 1016	1032	1051	1118	1124	1200	1214	1224	1251	1316	1323	1351	1415	1424	1453	1513	1522	1551

NOTES (see introductory pages for explanation of train operator codes and standard symbols)

- a Arrival time
- d Departure time
- c Arrives 3 minutes earlier
- e Arrives 4 minutes earlier

A From Fareham

Portsmouth, Havant and Haslemere to London

Mondays to Fridays until 20 September

Operator	SW	SW	SW	SW	SW	SW	SW	SW	SW	SW	SW	SW	SW	SW	SW	SW	SW	SW	
Days of operation/Notes	□	□	□	□	□	□	□	□	□	□	□	□	□	□	□	□	□	□	
1st Class/Reservations/Bus	□	□	□	□	□	□	□	□	□	□	□	□	□	□	□	□	□	□	
Portsmouth Harbour (PMH)	d	1433	1515		1533			1615		1633			1715		1733		1815		
Portsmouth & Southsea (PMS)	d	1437	1520		1537		1607	1620		1637		1707	1720		1737	1807	1820		
Fratton (FTN)	d	1441	1524		1541		1611	1624		1641		1711	1724		1741	1811	1824		
Hilsea (HLS)	d	1445			1545		1615			1645		1715			1745	1815			
Bedhampton (BDH)	d	1450			1550		1620			1650		1720			1750	1820			
Havant (HAV)	d	1454	1533	1537	1554	1615	1624	1634		1654	1715	1724	1734		1754	1824	1834		
Rowlands Castle (RLN)	d	1459			1559					1659					1759				
Petersfield (PTR)	d	1510	1548	1552	1610	1629	1638	1648		1710	1738	1749			1810	1838	1848		
Liss (LIS)	d	1515			1557	1615		1643		1715		1743			1815	1843			
Liphook (LIP)	d	1521			1603	1621		1649		1721		1749			1821	1849			
Haslemere (HSL)	a	1527	1600	1609	1627	1640	1655	1700		1727	1740	1755	1801		1827	1855	1859		
Haslemere (HSL)	d	1510	1529	1602	1610	1629	1642	1710	1701	1710	1730	1741	1810	1803	1810	1829	1910	1901	1910
Witley (WTY)	d	1517			1616					1716					1816				1916
Milford (Surrey) (MLF)	d	1521			1620					1720					1820				1920
Godalming (GOD)	d	1525	1539	1612	1625	1639	1652		1711	1724	1740	1751		1813	1824	1839		1911	1924
Farncombe (FNC)	d	1528	1542		1628	1642	1655			1727		1754			1827	1842			1927
Guildford (GLD)	a	1533	1547	1618	1633	1647	1700		1718	1732	1746	1759		1820	1832	1847		1920	1932
Guildford (GLD)	d	1534	1549	1619	1634	1649	1702		1719	1734	1748	1801		1822	1834	1849		1922	1934
Worplesdon (WPL)	d	1540			1640		1708			1740		1807			1840				1940
Woking (WOK)	a	1545	1557	1626	1645	1657	1712		1727	1744	1756	1811		1833	1844	1856			1944
Clapham Junction (CLJ)	a	1605			1705		1733			1804		1832			1904				2004
London Waterloo (WAT)	a	1614	1624	1651	1714	1722	1742		1752	1813	1824	1841		1859	1913	1922		1959	2014

Operator	SW	SW	SW	SW	SW	SW	SW	SW	SW	SW	SW	SW
Days of operation/Notes	□	□	□	□	□	□	□	□	□	□	□	□
1st Class/Reservations/Bus	□	□	□	□	□	□	□	□	□	□	□	□
Portsmouth Harbour (PMH)	d	1833	1915		1933	2015		2033		2133	2233	2319
Portsmouth & Southsea (PMS)	d	1838	1920		1938	2020		2038		2138	2237	2324
Fratton (FTN)	d	1842	1924		1942	2024		2042		2142	2241	2328
Hilsea (HLS)	d	1846			1946			2046		2146	2245	2332
Bedhampton (BDH)	d	1851			1951			2051		2151	2250	2337
Havant (HAV)	d	1855	1934	1937	1954	2033		2054		2154	2253	2340
Rowlands Castle (RLN)	d	1900			1959			2059		2159	2258	2345
Petersfield (PTR)	d	1911	1948	1952	2011	2048		2111		2210	2309	2357
Liss (LIS)	d	1916			2016			2116		2215	2314	0002
Liphook (LIP)	d	1922			2022			2122		2221	2320	0008
Haslemere (HSL)	a	1928	1959	2004	2028	2100		2128		2227	2326	0014
Haslemere (HSL)	d	1929	2000	2011	2030	2101	2111	2129	2211	2228	2326	0015
Witley (WTY)	d			2017			2117		2217		2333	0021
Milford (Surrey) (MLF)	d			2021			2121		2221		2337	0025
Godalming (GOD)	d	1939	2010	2025	2040	2111	2126	2139	2225	2238	2341	0029
Farncombe (FNC)	d	1942	2028	2043	2129	2142	2228	2241	2344	0032		
Guildford (GLD)	a	1947	2016	2033	2048	2117	2138	2147	2233	2246	2349	0038
Guildford (GLD)	d	1948	2017	2034	2049	2118	2139	2150	2235	2248	2352	
Worplesdon (WPL)	d			2040			2145		2241		2358	
Woking (WOK)	a	1956	2026	2046	2058	2126	2152	2159	2245	2255	0003	
Clapham Junction (CLJ)	a						2212		2305		0030	
London Waterloo (WAT)	a	2027	2051		2131	2151	2221	2226	2315	2320	0040	

NOTES (see introductory pages for explanation of train operator codes and standard symbols)

- a Arrival time
- d Departure time
- A From Fareham
- B From Southampton Central
- C Also calls at Surbiton 0016 and Wimbledon 0024

Portsmouth, Havant and Haslemere to London

Mondays to Fridays from 23 September

Operator	SW	SW	SW	SW	SW	SW	SW	SW	SW	SW	SW	SW	SW	SW	SW	SW	SW	SW	
Days of operation/Notes 1st Class/Reservations/Bus	□	□	□	□	□	□	□	□	□	□	□	□	□	□	□	□	□	□	□
Portsmouth Harbour (PMH)	d 0425	0509	0518	0540		0610			0640			0713		0731	0745		0802	0815	
Portsmouth & Southsea (PMS)	d 0430	0513	0523	0545		0615			0644		0658	0718		0736	0751c		0807	0820	
Fratton (FTN)	d 0434	0517	0527	0549		0619			0649		0703	0722		0740	0755		0811	0825	
Hilsea (HLS)	d 0438		0531								0707			0744			0815		
Bedhampton (BDH)	d 0443		0536		0613						0712			0749			0820		
Havant (HAV)	d 0446	0528	0539	0559	0616	0627		0642	0658	0710	0716	0732		0752	0804		0823	0834	
Rowlands Castle (RLN)	d 0451		0544		0621			0647			0721			0757			0828		
Petersfield (PTR)	d 0503	0542	0600e	0614	0633	0642		0700	0713	0725	0734	0747		0809	0820		0840	0849	
Liss (LIS)	d 0508		0606	0620	0638			0705	0718		0739			0814			0845		
Liphook (LIP)	d 0514		0613	0627	0644			0712	0725		0746			0821			0851		
Haslemere (HSL)	A a 0520	0555	0619	0633	0651	0655	←	0718	0731	0737	0753	0759	←	0828	0832	←	0858	0902	
Haslemere (HSL)	A d 0521	0556	0621	0635	0704	0657	0704	0720	0733	0738	0808	0800	0808	0838	0833	0838	0910	0902	
Witley (WTY)	d 0527	0603		0641	→		0710			0744	→		0815	→		0845	→		
Milford (Surrey) (MLF)	d 0531	0607		0645			0715			0748			0819			0849			
Godalming (GOD)	d 0535	0612	0632	0650		0707	0719	0730	0743	0752		0811	0824		0843	0854		0912	
Farncombe (FNC)	d 0538	0615	0635	0653			0722	0734		0755			0827			0857			
Guildford (GLD)	a 0548	0620	0640	0658		0714	0728	0740	0750	0801		0817	0832		0850	0902		0919	
Guildford (GLD)	d 0550	0623	0642	0700		0715	0729	0741	0752	0803		0819	0834		0853	0904		0920	
Worplesdon (WPL)	d 0555	0629		0706			0735			0809			0840			0910			
Woking (WOK)	a 0600	0635	0651	0712		0726	0741	0750	0759	0813		0827	0845			0914		0927	
Clapham Junction (CLJ)	A a 0620	0657	0712	0732									0905						
London Waterloo (WAT)	A a 0630	0709	0723	0743		0753	0809	0819	0827	0841		0854	0918		0930	0941		0955	

Operator	SW	SW	SW	SW	SW	SW	SW	SW	SW	SW	SW	SW	SW	SW	SW	SW	SW	SW	
1st Class/Reservations/Bus	□	□	□	□	□	□	□	□	□	□	□	□	□	□	□	□	□	□	□
Portsmouth Harbour (PMH)		0831	0915		0931	1015		1031	1115		1133	1215		1231	1315		1331	1415	
Portsmouth & Southsea (PMS)		0835	0919		0935	1019		1035	1119		1137	1219		1235	1319		1335	1419	
Fratton (FTN)		0839	0924		0939	1024		1039	1124		1141	1224		1239	1324		1339	1424	
Hilsea (HLS)		0843			0943			1043			1145			1243			1343		
Bedhampton (BDH)		0850			0948			1048			1150			1248			1348		
Havant (HAV)		0854	0934		0952	1033		1052	1133		1153	1233		1252	1333		1352	1433	
Rowlands Castle (RLN)		0859			0957			1057			1158			1257			1357		
Petersfield (PTR)		0910	0948		1008	1048		1108	1148		1210	1248		1308	1348		1408	1448	
Liss (LIS)		0915			1013			1113			1215			1313			1413		
Liphook (LIP)		0922			1020			1120			1222			1320			1420		
Haslemere (HSL)	A a ← 0928	1000		1026	1100		1126	1200		1228	1300		1326	1400		1426	1500		
Haslemere (HSL)	A d 0910	0929	1001	1009	1028	1101	1109	1128	1201	1209	1229	1301	1309	1328	1401	1409	1428	1501	
Witley (WTY)	d 0917			1016			1116			1216			1316			1416			
Milford (Surrey) (MLF)	d 0921			1020			1120			1220			1320			1420			
Godalming (GOD)	d 0925	0940	1011	1024	1039	1111	1124	1139	1211	1224	1239	1311	1324	1339	1411	1424	1439	1511	
Farncombe (FNC)	d 0928	0943		1027	1042		1127	1142		1227	1242		1327	1342		1427	1442		
Guildford (GLD)	a 0934	0948	1018	1033	1047	1118	1133	1147	1218	1233	1247	1318	1333	1347	1418	1433	1447	1518	
Guildford (GLD)	d 0935	0951	1019	1034	1049	1119	1134	1149	1219	1236	1249	1319	1334	1349	1419	1434	1449	1519	
Worplesdon (WPL)	d 0941			1040			1140			1242			1340			1440			
Woking (WOK)	a 0945	0959	1026	1044	1057		1145	1157	1226	1246	1257	1326	1345	1357	1427	1444	1456	1526	
Clapham Junction (CLJ)	A a 1005			1106			1205			1306			1406			1504			
London Waterloo (WAT)	A a 1016	1032	1051	1118	1124	1159	1214	1224	1251	1316	1323	1351	1415	1424	1455	1513	1522	1551	

NOTES (see introductory pages for explanation of train operator codes and standard symbols)

- a Arrival time
- d Departure time
- c Arrives 3 minutes earlier
- e Arrives 4 minutes earlier

A From Fareham

Portsmouth, Havant and Haslemere to London

Mondays to Fridays from 23 September

Operator Days of operation/Notes 1st Class/Reservations/Bus	SW □	SW □	SW □	SW B □	SW □	SW A □	SW □	SW □	SW □	SW □	SW □	SW A □	SW □	SW □	SW □	SW □	SW □	SW □	
Portsmouth Harbour (PMH)	d	1431	1515		1531			1615		1631				1715		1731		1815	
Portsmouth & Southsea (PMS)	d	1435	1520		1535		1607	1620		1635		1707	1720		1735	1807	1820		
Fratton (FTN)	d	1439	1524		1539		1611	1624		1639		1711	1724		1739	1811	1824		
Hilsea (HLS)	d	1443			1543		1615			1643		1715			1743	1815			
Bedhampton (BDH)	d	1448			1548		1620			1648		1720			1748	1820			
Havant (HAV)	d	1452	1533	1536	1552	1614	1623	1634		1652	1714	1723	1734		1752	1823	1834		
Rowlands Castle (RLN)	d	1457			1557					1657					1757				
Petersfield (PTR)	d	1508	1548	1552	1608	1628	1637	1648		1708	1728	1737	1749		1808	1837	1848		
Liss (LIS)	d	1513			1557	1613		1642		1713		1742			1813	1842			
Liphook (LIP)	d	1520			1603	1620		1649		1720		1749			1820	1849			
Haslemere (HSL)	a	1526	1601	1610	1626	1640	1656	1701		1726	1740	1756	1802		1827	1856	1901		
Haslemere (HSL)	d	1509	1528	1601	1610	1628	1641	1709	1701	1709	1729	1741	1809	1803	1809	1828	1909	1902	1909
Witley (WTY)	d	1516			1617					1716				1816				1916	
Milford (Surrey) (MLF)	d	1520			1621					1720				1820				1920	
Godalming (GOD)	d	1524	1539	1611	1625	1639	1652		1711	1724	1740	1751		1813	1824	1839		1912	1924
Farncombe (FNC)	d	1527	1542		1628	1642	1655			1727		1754		1827	1842			1927	
Guildford (GLD)	a	1533	1547	1618	1633	1647	1700		1718	1732	1746	1759		1820	1832	1847		1920	1932
Guildford (GLD)	d	1534	1549	1619	1635	1649	1702		1719	1734	1748	1801		1822	1834	1849		1922	1934
Worplesdon (WPL)	d	1540			1641		1708			1740		1807		1840				1940	
Woking (WOK)	a	1545	1557	1626	1645	1657	1712		1727	1744	1756	1811		1833	1844	1856			1944
Clapham Junction (CLJ)	a	1605			1705	1733				1804		1832		1904				2004	
London Waterloo (WAT)	a	1614	1624	1651	1714	1722	1742		1752	1813	1824	1841		1859	1913	1922		1959	2014

Operator Days of operation/Notes 1st Class/Reservations/Bus	SW □	SW □	SW B □	SW □	SW □	SW □	SW □	SW □	SW □	SW □	SW C □	SW □
Portsmouth Harbour (PMH)	d	1831	1915		1931	2015		2031		2131	2231	2319
Portsmouth & Southsea (PMS)	d	1836	1920		1936	2020		2036		2136	2235	2324
Fratton (FTN)	d	1840	1924		1940	2024		2040		2140	2239	2328
Hilsea (HLS)	d	1844			1944			2044		2144	2243	2332
Bedhampton (BDH)	d	1850			1949			2049		2149	2248	2337
Havant (HAV)	d	1853	1933	1937	1952	2033		2052		2152	2252	2340
Rowlands Castle (RLN)	d	1858			1957			2057		2157	2257	2345
Petersfield (PTR)	d	1909	1948	1952	2009	2048		2109		2208	2308	2357
Liss (LIS)	d	1914			2014			2114		2213	2313	0002
Liphook (LIP)	d	1921			2021			2121		2220	2320	0008
Haslemere (HSL)	a	1928	2000	2004	2028	2100		2127		2226	2326	0015
Haslemere (HSL)	d	1929	2001	2010	2029	2101	2110	2128	2210	2227	2327	0015
Witley (WTY)	d			2017			2116		2216		2333	0022
Milford (Surrey) (MLF)	d			2021			2120		2220		2337	0026
Godalming (GOD)	d	1939	2011	2025	2040	2111	2125	2139	2224	2237	2341	0030
Farncombe (FNC)	d	1942			2028	2043	2128	2142	2227	2240	2344	0033
Guildford (GLD)	a	1947	2017	2033	2048	2118	2138	2147	2233	2246	2350	0039
Guildford (GLD)	d	1948	2018	2034	2049	2119	2139	2150	2235	2248	2353	
Worplesdon (WPL)	d			2040			2145		2241		2359	
Woking (WOK)	a	1956	2026	2046	2058	2126	2152	2159	2245	2255	0003	
Clapham Junction (CLJ)	a						2212		2305		0030	
London Waterloo (WAT)	a	2024	2051		2131	2151	2221	2226	2315	2320	0040	

NOTES (see introductory pages for explanation of train operator codes and standard symbols)

- a Arrival time
- d Departure time
- A From Fareham
- B From Southampton Central
- C Also calls at Surbiton 0016 and Wimbledon 0024

Portsmouth, Havant and Haslemere to London

Saturdays until 21 September

Operator	SW	SW	SW	SW	SW	SW	SW	SW	SW	SW	SW	SW	SW	SW	SW	SW	SW	SW	
Days of operation/Notes	□	□	□	□	□	□	□	□	□	□	□	□	□	□	□	□	□	□	□
1st Class/Reservations/Bus	□	□	□	□	□	□	□	□	□	□	□	□	□	□	□	□	□	□	□
Portsmouth Harbour (PMH)	d 0441	0515	0533	0615		0645		0715		0745		0815		0845		0915		0945	
Portsmouth & Southsea (PMS)	d 0446	0520	0537	0619		0649		0721c	0737	0751c		0821c	0837	0851c		0920	0937	0951c	
Fratton (FTN)	d 0450	0524	0541	0624		0653		0725	0741	0755		0825	0841	0855		0924	0941	0955	
Hilsea (HLS)	d 0454		0545			0657			0745				0845					0945	
Bedhampton (BDH)	d 0459		0550			0702			0750				0850					0950	
Havant (HAV)	d 0502	0533	0553	0634	0653	0705		0734	0753	0804		0834	0853	0904		0934	0953	1004	
Rowlands Castle (RLN)	d 0507		0558		0658				0758				0858					0958	
Petersfield (PTR)	d 0519	0547	0609	0648	0709	0719		0748	0809	0818		0848	0909	0918		0948	1009	1018	
Liss (LIS)	d 0525		0614		0714				0814				0914					1014	
Liphook (LIP)	d 0532		0620		0721				0820				0920					1020	
Haslemere (HSL)	4 a 0538	0558	0626	0659	0727	0730	←	0759	0826	0830	←	0900	0926	0930	←	1000	1026	1030	
Haslemere (HSL)	4 d 0539	0600	0626	0700	0737	0731	→	0737	0800	0836	0832	0836	0900	0936	0932	0936	1001	1037	1032
Witley (WTY)	d 0545		0633		→			0743		→		0843		→		0943		→	
Milford (Surrey) (MLF)	d 0549		0637					0747				0847				0947			
Godalming (GOD)	d 0553	0610	0641	0710		0741		0751	0810		0842	0851	0910		0942	0951	1011		1042
Farncombe (FNC)	d 0556	0613	0644	0713		0754		0813				0854	0913			0954	1014		
Guildford (GLD)	a 0603	0618	0649	0718		0747		0759	0818		0848	0859	0918		0948	0959	1019		1048
Guildford (GLD)	d 0604	0619	0650	0719		0748		0801	0819		0849	0900	0919		0949	1000	1020		1049
Worplesdon (WPL)	d 0604	0619	0650	0719		0748		0807				0906				1006			
Woking (WOK)	a 0611	0626		0728		0755		0811	0827		0856	0910	0927		0957	1011	1027		1057
Clapham Junction (CLJ)	10 a 0632	0646	0724					0831				0930				1031			
London Waterloo (WAT)	15 a 0641	0655	0734	0754		0820	0841	0852			0922	0939	0952		1022	1040	1052		1124

Operator	SW	SW	SW	SW	SW	SW	SW	SW	SW	SW	SW	SW	SW	SW	SW	SW	SW	SW	SW
1st Class/Reservations/Bus	□	□	□	□	□	□	□	□	□	□	□	□	□	□	□	□	□	□	□
Portsmouth Harbour (PMH)		1015		1045		1115		1145		1215		1245		1315		1345		1415	
Portsmouth & Southsea (PMS)	d 1020	1037	1051c		1120	1137	1151c		1220	1237	1251c		1320	1337	1351c		1420		
Fratton (FTN)	d 1024	1041	1055		1124	1141	1155		1224	1241	1255		1324	1341	1355		1424		
Hilsea (HLS)	d 1024	1041	1055		1124	1141	1155		1224	1241	1255		1324	1341	1355		1424		
Bedhampton (BDH)	d 1024	1041	1055		1124	1141	1155		1224	1241	1255		1324	1341	1355		1424		
Havant (HAV)	d 1034	1053	1104		1134	1153	1204		1234	1253	1304		1334	1353	1404		1434		
Rowlands Castle (RLN)	d 1034	1053	1104		1134	1153	1204		1234	1253	1304		1334	1353	1404		1434		
Petersfield (PTR)	d 1048	1109	1118		1148	1209	1218		1248	1309	1318		1348	1409	1418		1448		
Liss (LIS)	d 1048	1109	1118		1148	1209	1218		1248	1309	1318		1348	1409	1418		1448		
Liphook (LIP)	d 1048	1109	1118		1148	1209	1218		1248	1309	1318		1348	1409	1418		1448		
Haslemere (HSL)	4 a ← 1100	1126	1130	←	1200	1226	1230	←	1300	1326	1330	←	1400	1426	1430	←	1500		
Haslemere (HSL)	4 d 1037	1100	1137	1132	1137	1200	1237	1232	1237	1300	1337	1332	1337	1400	1437	1432	1437	1500	
Witley (WTY)	d 1043		→		1143		→		1243		→		1343		→		1443		
Milford (Surrey) (MLF)	d 1047		→		1147		→		1247		→		1347		→		1447		
Godalming (GOD)	d 1051	1110		1142	1151	1210		1242	1251	1310		1342	1351	1410		1442	1451	1510	
Farncombe (FNC)	d 1054	1113		1154	1213			1254	1313			1354	1413			1454	1513		
Guildford (GLD)	a 1059	1118		1148	1159	1218		1248	1259	1318		1348	1359	1418		1448	1459	1518	
Guildford (GLD)	d 1100	1119		1149	1200	1219		1249	1300	1319		1349	1400	1419		1449	1500	1519	
Worplesdon (WPL)	d 1106			1206					1306				1406				1506		
Woking (WOK)	a 1111	1127		1157	1211	1227		1257	1311	1327		1357	1411	1427		1457	1511	1527	
Clapham Junction (CLJ)	10 a 1131			1231					1331				1431				1531		
London Waterloo (WAT)	15 a 1141	1154		1228	1240	1253		1322	1340	1352		1422	1440	1452		1522	1540	1552	

NOTES (see introductory pages for explanation of train operator codes and standard symbols)

- a Arrival time
- d Departure time
- c Arrives 3 minutes earlier
- A From Southampton Central

Portsmouth, Havant and Haslemere to London

Saturdays until 21 September

Operator 1st Class/Reservations/Bus	SW	SW	SW	SW	SW	SW	SW	SW	SW	SW	SW	SW	SW	SW	SW	SW	SW		
Portsmouth Harbour (PMH)	d	1445		1515		1545		1615		1645		1715		1745		1815	1845		
Portsmouth & Southsea (PMS)	d	1437	1451c	1520	1537	1551c		1620	1637	1651c		1720	1737	1751c		1820	1837	1851c	
Fratton (FTN)	d	1441	1455	1524	1541	1555		1624	1641	1655		1724	1741	1755		1824	1841	1855	
Hilsea (HLS)	d	1445			1545				1645				1745				1845		
Bedhampton (BDH)	d	1450			1550				1650				1750				1850		
Havant (HAV)	d	1453	1504		1534	1553	1604		1634	1653	1704		1734	1753	1804		1834	1853	1904
Rowlands Castle (RLN)	d	1458			1558				1658				1758				1858		
Petersfield (PTR)	d	1509	1518		1548	1609	1618		1648	1709	1718		1748	1809	1818		1848	1909	1918
Liss (LIS)	d	1514			1614				1714				1814				1914		
Liphook (LIP)	d	1520			1620				1720				1820				1920		
Haslemere (HSL)	a	1526	1530	←	1600	1626	1630	←	1700	1726	1730	←	1800	1826	1830	←	1900	1926	1930
Haslemere (HSL)	d	1537	1532	1537	1600	1637	1632	1637	1700	1737	1732	1737	1800	1837	1832	1837	1900	1937	1932
Witley (WTY)	d	→		1543		→		1643		→		1743		→		1843		→	
Milford (Surrey) (MLF)	d			1547				1647				1747				1847			
Godalming (GOD)	d		1542	1551	1610		1642	1651	1710		1742	1751	1810		1842	1851	1910		1942
Farncombe (FNC)	d			1554	1613			1654	1713			1754	1813			1854	1913		
Guildford (GLD)	a		1548	1559	1618		1648	1659	1718		1748	1759	1818		1848	1859	1918		1948
Guildford (GLD)	d		1549	1600	1619		1649	1700	1719		1749	1800	1819		1849	1900	1919		1949
Worplesdon (WPL)	d			1606				1706				1806				1906			
Woking (WOK)	a		1557	1611	1627		1657	1711	1727		1757	1811	1827		1857	1911	1927		1957
Clapham Junction (CLJ)	a			1631				1731				1831				1931			
London Waterloo (WAT)	a		1622	1640	1652		1722	1740	1752		1822	1840	1852		1922	1940	1952		2022

Operator Days of operation/Notes 1st Class/Reservations/Bus	SW	SW	SW	SW	SW	SW	SW	SW	SW	SW	SW	SW	SW	SW	SW	SW	SW
Portsmouth Harbour (PMH)	d		1915		1945		2015	2033	2132	2233	2319						
Portsmouth & Southsea (PMS)	d		1920	1937	1951c		2020	2038	2136	2238	2324						
Fratton (FTN)	d		1924	1941	1955		2024	2042	2140	2242	2328						
Hilsea (HLS)	d			1945				2046	2144	2246	2332						
Bedhampton (BDH)	d			1950				2051	2149	2251	2338						
Havant (HAV)	d		1934	1953	2004		2034	2054	2152	2254	2341						
Rowlands Castle (RLN)	d			1958				2059	2157	2259	2346						
Petersfield (PTR)	d		1948	2009	2018		2048	2110	2208	2310	2357						
Liss (LIS)	d			2014				2115	2213	2315	0002						
Liphook (LIP)	d			2020				2121	2219	2321	0008						
Haslemere (HSL)	a	←	2000	2026	2030	←	2100	2127	2225	2327	0014						
Haslemere (HSL)	d	1937	2000	2037	2032	2037	2100	2128	2225	2328	0015						
Witley (WTY)	d	1943		→		2043		2134	2232	2334	0021						
Milford (Surrey) (MLF)	d	1947				2047		2138	2236	2338	0025						
Godalming (GOD)	d	1951	2010		2042	2051	2110	2142	2240	2342	0029						
Farncombe (FNC)	d	1954	2013			2054	2113	2145	2243	2345	0032						
Guildford (GLD)	a	1959	2018		2048	2059	2118	2150	2248	2350	0037						
Guildford (GLD)	d	2000	2019		2049	2100	2119	2151	2249	2351							
Worplesdon (WPL)	d	2006				2106				2357							
Woking (WOK)	a	2011	2027		2057	2111	2127	2159	2256	0002							
Clapham Junction (CLJ)	a	2031				2131		2219	2316	0028							
London Waterloo (WAT)	a	2040	2052		2122	2140	2152	2228	2325	0037							

NOTES (see introductory pages for explanation of train operator codes and standard symbols)

- a Arrival time
- d Departure time
- c Arrives 3 minutes earlier
- B Also calls at Surbiton 0014 and Wimbledon 0022

Portsmouth, Havant and Haslemere to London

Saturdays from 28 September

Operator	SW	SW	SW	SW	SW	SW	SW	SW	SW	SW	SW	SW	SW	SW	SW	SW	SW	SW	
Days of operation/Notes 1st Class/Reservations/Bus	□	□	□	□	□	□	□	□	□	□	□	□	□	□	□	□	□	□	□
Portsmouth Harbour (PMH)	d 0437	0510	0531	0615		0645		0715		0745		0815		0845		0915		0945	
Portsmouth & Southsea (PMS)	d 0441	0514	0535	0619		0649		0721c	0735	0751c		0821c	0835	0851c		0920	0935	0951c	
Fratton (FTN)	d 0446	0518	0539	0623		0653		0725	0739	0755		0825	0839	0855		0924	0939	0955	
Hilsea (HLS)	d 0450		0543			0657			0743				0843					0943	
Bedhampton (BDH)	d 0455		0548			0702			0748				0848					0948	
Havant (HAV)	d 0458	0528	0551	0633	0653	0705		0734	0751	0804		0834	0851	0904		0934	0951	1004	
Rowlands Castle (RLN)	d 0503		0556		0658				0756				0856					0956	
Petersfield (PTR)	d 0515	0543	0607	0647	0710	0719		0748	0807	0818		0848	0907	0918		0948	1007	1018	
Liss (LIS)	d 0521		0612		0715				0812				0912					1012	
Liphook (LIP)	d 0529		0619		0721				0819				0919					1019	
Haslemere (HSL)	A a 0535	0556	0625	0659	0727	0730	←	0759	0826	0830	←	0900	0926	0930	←	1000	1026	1030	
Haslemere (HSL)	A d 0537	0558	0626	0700	0737	0731	→	0737	0800	0836	0832	0836	0900	0936	0932	0936	1001	1036	1032
Witley (WTY)	d 0543		0632		→			0743		→		0842		→		0942		→	
Milford (Surrey) (MLF)	d 0547		0636					0747				0846			0946				
Godalming (GOD)	d 0551	0609	0640	0710		0741		0751	0810		0842	0850	0910		0942	0950	1011		1042
Farncombe (FNC)	d 0555	0612	0643	0713		0754	0813		0853	0913		0949	0959	1019		1052	1062		1092
Guildford (GLD)	a 0602	0617	0649	0719		0747	0800	0819		0848	0859	0919		0949	0959	1019		1049	
Guildford (GLD)	d 0603	0618	0650	0720		0748	0801	0820		0849	0900	0920		0950	1000	1020		1050	
Worplesdon (WPL)	d						0807				0906				1006				
Woking (WOK)	a 0611	0626		0728		0755	0811	0827		0857	0910	0927		0957	1011	1027		1057	
Clapham Junction (CLJ)	A a 0632	0646	0724				0831				0930				1031				
London Waterloo (WAT)	A a 0641	0655	0734	0754		0820	0841	0852		0922	0939	0952		1022	1040	1052		1124	

Operator	SW	SW	SW	SW	SW	SW	SW	SW	SW	SW	SW	SW	SW	SW	SW	SW	SW	SW	SW
1st Class/Reservations/Bus	□	□	□	□	□	□	□	□	□	□	□	□	□	□	□	□	□	□	□
Portsmouth Harbour (PMH)		1015		1045		1115		1145		1215		1245		1315		1345		1415	
Portsmouth & Southsea (PMS)	d 1020	1035	1051c		1120	1135	1151c		1220	1235	1251c		1320	1335	1351c		1420		
Fratton (FTN)	d 1024	1039	1055		1124	1139	1155		1224	1239	1255		1324	1339	1355		1424		
Hilsea (HLS)	d		1043				1143				1243			1343					
Bedhampton (BDH)	d		1048				1148				1248			1348					
Havant (HAV)	d 1034	1051	1104		1134	1151	1204		1234	1251	1304		1334	1351	1404		1434		
Rowlands Castle (RLN)	d		1056				1156				1256			1356					
Petersfield (PTR)	d 1048	1107	1118		1148	1207	1218		1248	1307	1318		1348	1407	1418		1448		
Liss (LIS)	d		1112				1212				1312			1412					
Liphook (LIP)	d		1119				1219				1319			1419					
Haslemere (HSL)	A a ← 1100	1126	1130	←	1200	1226	1230	←	1300	1326	1330	←	1400	1426	1430	←	1500		
Haslemere (HSL)	A d 1036	1100	1136	1132	1136	1200	1236	1232	1236	1300	1336	1332	1336	1400	1436	1432	1436	1500	
Witley (WTY)	d 1043		→		1143		→		1243		→		1343		→		1443		
Milford (Surrey) (MLF)	d 1047				1147				1247				1347				1447		
Godalming (GOD)	d 1051	1110		1142	1151	1210		1242	1251	1310		1342	1351	1410		1442	1451	1510	
Farncombe (FNC)	d 1054	1113		1154	1213			1254	1313			1354	1413			1454	1513		
Guildford (GLD)	a 1059	1119		1149	1159	1219		1249	1259	1319		1349	1359	1419		1449	1459	1519	
Guildford (GLD)	d 1100	1120		1150	1200	1220		1250	1300	1320		1350	1400	1420		1450	1500	1520	
Worplesdon (WPL)	d 1106				1206				1306				1406				1506		
Woking (WOK)	a 1111	1127		1157	1211	1227		1257	1311	1327		1357	1411	1427		1457	1511	1527	
Clapham Junction (CLJ)	A a 1134				1231				1334				1431				1531		
London Waterloo (WAT)	A a 1143	1154		1228	1240	1253		1322	1343	1352		1422	1440	1452		1522	1540	1552	

NOTES (see introductory pages for explanation of train operator codes and standard symbols)

- a Arrival time
- d Departure time
- c Arrives 3 minutes earlier
- A From Southampton Central

Portsmouth, Havant and Haslemere to London

Saturdays from 28 September

Operator 1st Class/Reservations/Bus	SW	SW	SW	SW	SW	SW	SW	SW	SW	SW	SW	SW	SW	SW	SW	SW	SW		
Portsmouth Harbour (PMH)	d	1445		1515		1545		1615		1645		1715		1745		1815	1845		
Portsmouth & Southsea (PMS)	d	1435	1451c	1520	1535	1551c		1620	1635	1651c		1720	1735	1751c		1820	1835	1851c	
Fratton (FTN)	d	1439	1455	1524	1539	1555		1624	1639	1655		1724	1739	1755		1824	1839	1855	
Hilsea (HLS)	d	1443			1543				1643				1743				1843		
Bedhampton (BDH)	d	1448			1548				1648				1748				1848		
Havant (HAV)	d	1451	1504		1534	1551	1604		1634	1651	1704		1734	1751	1804		1834	1851	1904
Rowlands Castle (RLN)	d	1456			1556				1656				1756				1856		
Petersfield (PTR)	d	1507	1518		1548	1607	1618		1648	1707	1718		1748	1807	1818		1848	1907	1918
Liss (LIS)	d	1512			1612				1712				1812				1912		
Liphook (LIP)	d	1519			1619				1719				1819				1919		
Haslemere (HSL)	a	1526	1530		1600	1626	1630		1700	1726	1730		1800	1826	1830		1900	1926	1930
Haslemere (HSL)	d	1536	1532	1536	1600	1636	1632	1636	1700	1736	1732	1736	1800	1836	1832	1836	1900	1936	1932
Witley (WTY)	d			1543				1643				1743				1843			
Milford (Surrey) (MLF)	d			1547				1647				1747				1847			
Godalming (GOD)	d		1542	1551	1610		1642	1651	1710		1742	1751	1810		1842	1851	1910		1942
Farncombe (FNC)	d			1554	1613			1654	1713			1754	1813			1854	1913		
Guildford (GLD)	a		1549	1559	1619		1649	1659	1719		1749	1759	1819		1849	1859	1919		1949
Guildford (GLD)	d		1550	1600	1620		1650	1700	1720		1750	1800	1820		1850	1900	1920		1950
Worplesdon (WPL)	d			1606				1706				1806				1906			
Woking (WOK)	a		1557	1611	1627		1657	1711	1727		1757	1811	1827		1857	1911	1927		1957
Clapham Junction (CLJ)	a			1631				1732				1831				1931			
London Waterloo (WAT)	a		1622	1640	1652		1722	1741	1752		1822	1840	1852		1922	1940	1952		2022






Operator Days of operation/Notes 1st Class/Reservations/Bus	SW	SW	SW	SW	SW	SW	SW	SW	SW	SW	SW	SW	SW	SW	SW	SW	SW	SW	SW
Portsmouth Harbour (PMH)	d		1915		1945		2015	2032	2131	2232	2318								
Portsmouth & Southsea (PMS)	d		1920	1935	1951c		2020	2036	2135	2236	2322								
Fratton (FTN)	d		1924	1939	1955		2024	2040	2139	2240	2326								
Hilsea (HLS)	d			1943				2044	2143	2244	2330								
Bedhampton (BDH)	d			1948				2049	2148	2249	2336								
Havant (HAV)	d		1934	1951	2004		2034	2052	2151	2252	2339								
Rowlands Castle (RLN)	d			1956				2057	2156	2257	2344								
Petersfield (PTR)	d		1948	2007	2018		2048	2108	2207	2308	2355								
Liss (LIS)	d			2012				2113	2212	2313	0001								
Liphook (LIP)	d			2019				2120	2219	2320	0008								
Haslemere (HSL)	a		2000	2026	2030		2100	2126	2224	2326	0014								
Haslemere (HSL)	d	1936	2000	2036	2032	2036	2100	2127	2225	2327	0015								
Witley (WTY)	d	1943				2043		2134	2231	2334	0022								
Milford (Surrey) (MLF)	d	1947				2047		2138	2235	2338	0026								
Godalming (GOD)	d	1951	2010		2042	2051	2110	2142	2239	2342	0030								
Farncombe (FNC)	d	1954	2013			2054	2113	2145	2242	2345	0033								
Guildford (GLD)	a	1959	2018		2049	2059	2119	2150	2248	2350	0038								
Guildford (GLD)	d	2000	2019		2050	2100	2120	2151	2249	2351									
Worplesdon (WPL)	d	2006				2106				2358									
Woking (WOK)	a	2011	2027		2057	2111	2127	2159	2256	0002									
Clapham Junction (CLJ)	a	2034				2134		2219	2316	0028									
London Waterloo (WAT)	a	2043	2052		2122	2143	2152	2228	2325	0037									






NOTES (see introductory pages for explanation of train operator codes and standard symbols)

- a Arrival time
- d Departure time
- c Arrives 3 minutes earlier
- B Also calls at Surbiton 0014 and Wimbledon 0022

Portsmouth, Havant and Haslemere to London

Sundays until 15 September

Operator 1st Class/Reservations/Bus	SW □	SW □	SW □	SW □	SW □	SW □	SW □	SW □	SW □	SW □	SW □	SW □	SW □	SW □	SW □	SW □	SW □	SW □	
Portsmouth Harbour (PMH) 	d	0643	0732	0743	0832	0848	0932	0948	1032	1048	1132	1148	1232	1248	1332	1348	1432	1448	1532
Portsmouth & Southsea (PMS)	d	0648	0737	0747	0837	0852	0937	0952	1037	1052	1137	1152	1237	1252	1337	1352	1437	1452	1537
Fratton (FTN)	d	0652	0743c	0751	0842	0856	0941	0956	1041	1056	1141	1156	1241	1256	1341	1356	1441	1456	1541
Hilsea (HLS)	d																		
Bedhampton (BDH)	d	0659		0758		0904		1004		1104		1204		1304		1404		1504	
Havant (HAV)	d	0702	0751	0801	0850	0907	0950	1007	1050	1107	1150	1207	1250	1307	1350	1407	1450	1507	1550
Rowlands Castle (RLN)	d	0707		0807		0912		1012		1112		1212		1312		1412		1512	
Petersfield (PTR)	d	0719	0805	0819	0904	0924	1004	1024	1104	1124	1204	1224	1304	1324	1404	1424	1504	1524	1604
Liss (LIS)	d	0724		0824		0929		1029		1129		1229		1329		1429		1529	
Liphook (LIP)	d	0730		0830		0935		1035		1135		1235		1335		1435		1535	
Haslemere (HSL) 	a	0738	0817	0838	0916	0941	1016	1041	1115	1141	1215	1241	1316	1341	1415	1441	1515	1541	1615
Haslemere (HSL) 	d	0739	0817	0839	0917	0942	1017	1042	1117	1142	1217	1242	1317	1342	1417	1442	1517	1542	1617
Witley (WTY)	d	0745		0845		0948		1048		1148		1248		1348		1448		1548	
Milford (Surrey) (MLF)	d	0749		0849		0952		1052		1152		1252		1352		1452		1552	
Godalming (GOD)	d	0753	0827	0853	0927	0956	1027	1056	1127	1156	1227	1256	1327	1356	1427	1456	1527	1556	1627
Farncombe (FNC)	d	0756		0856		0959		1059		1159		1259		1359		1459		1559	
Guildford (GLD)	a	0801	0833	0901	0933	1004	1034	1104	1133	1204	1233	1304	1333	1404	1433	1504	1533	1604	1633
Guildford (GLD)	d	0802	0835	0902	0935	1005	1035	1105	1135	1205	1235	1305	1335	1405	1435	1505	1535	1605	1635
Worplesdon (WPL)	d																		
Woking (WOK)	a	0813	0842	0915	0942	1015	1042	1114	1142	1214	1242	1313	1342	1413	1442	1513	1544	1613	1642
Clapham Junction (CLJ) 	a	0838	0908	0940	1005	1037	1106	1135	1204	1234	1304	1334	1404	1434	1503	1534	1604	1634	1704
London Waterloo (WAT) 	a	0848	0920	0950	1019	1048	1119	1148	1215	1244	1314	1344	1414	1444	1513	1544	1614	1644	1714

Operator 1st Class/Reservations/Bus	SW □	SW □	SW □	SW □	SW □	SW □	SW □	SW □	SW □	SW □	SW □	SW □	SW □	SW □	SW □	SW □	SW □	SW □	
Portsmouth Harbour (PMH) 	d	1548	1632	1648	1732	1748	1832	1848	1932	1948	2032	2048	2132	2148	2232	2248			
Portsmouth & Southsea (PMS)	d	1552	1637	1652	1737	1752	1837	1852	1937	1952	2037	2052	2137	2152	2237	2252			
Fratton (FTN)	d	1556	1641	1656	1741	1756	1841	1856	1941	1956	2041	2056	2141	2156	2241	2256			
Hilsea (HLS)	d																		
Bedhampton (BDH)	d	1604		1704		1804		1904		2004		2104		2204		2304			
Havant (HAV)	d	1607	1650	1707	1750	1807	1850	1907	1950	2007	2050	2107	2150	2207	2250	2307			
Rowlands Castle (RLN)	d	1612		1712		1812		1912		2012		2112		2212		2312			
Petersfield (PTR)	d	1624	1704	1724	1804	1824	1904	1924	2004	2024	2104	2124	2204	2224	2304	2324			
Liss (LIS)	d	1629		1729		1829		1929		2029		2129		2229		2329			
Liphook (LIP)	d	1635		1735		1835		1935		2035		2135		2235		2335			
Haslemere (HSL) 	a	1641	1715	1741	1815	1841	1915	1941	2015	2041	2115	2141	2215	2241	2315	2341			
Haslemere (HSL) 	d	1642	1717	1742	1817	1842	1917	1942	2017	2042	2117	2142	2217	2242	2317	2342			
Witley (WTY)	d	1648		1748		1848		1948		2048		2148		2248		2348			
Milford (Surrey) (MLF)	d	1652		1752		1852		1952		2052		2152		2252		2352			
Godalming (GOD)	d	1656	1727	1756	1827	1856	1927	1956	2027	2056	2127	2156	2227	2256	2327	2356			
Farncombe (FNC)	d	1659		1759		1859		1959		2059		2159		2259		2359			
Guildford (GLD)	a	1704	1733	1804	1833	1904	1933	2004	2033	2104	2133	2204	2233	2304	2333	0004			
Guildford (GLD)	d	1705	1735	1805	1835	1905	1935	2005	2035	2106	2135	2205	2235	2305	2335	0008			
Worplesdon (WPL)	d																		
Woking (WOK)	a	1713	1742	1813	1844	1913	1942	2013	2042	2114	2142	2213	2242	2314	2342	0017			
Clapham Junction (CLJ) 	a	1734	1804	1834	1904	1934	2004	2034	2104	2134	2204	2234	2304	2334	0006				
London Waterloo (WAT) 	a	1744	1814	1844	1914	1944	2014	2044	2114	2144	2215	2244	2314	2344	0015				

NOTES (see introductory pages for explanation of train operator codes and standard symbols)

- a Arrival time
- d Departure time
- c Arrives 3 minutes earlier

Portsmouth, Havant and Haslemere to London

Sundays from 22 September

Operator 1st Class/Reservations/Bus	SW □	SW □	SW □	SW □	SW □	SW □	SW □	SW □	SW □	SW □	SW □	SW □	SW □	SW □	SW □	SW □	SW □	SW □	
Portsmouth Harbour (PMH)	d	0643	0732	0743	0832	0848	0932	0946	1032	1046	1132	1146	1232	1246	1332	1346	1432	1446	1532
Portsmouth & Southsea (PMS)	d	0648	0737	0747	0837	0852	0937	0950	1037	1050	1137	1150	1237	1250	1337	1350	1437	1450	1537
Fratton (FTN)	d	0652	0743c	0751	0841	0856	0941	0954	1041	1054	1141	1154	1241	1254	1341	1354	1441	1454	1541
Hilsea (HLS)	d																		
Bedhampton (BDH)	d	0659		0758		0904		1002		1102		1202		1302		1402		1502	
Havant (HAV)	d	0702	0751	0801	0849	0907	0950	1005	1050	1105	1150	1205	1250	1305	1350	1405	1450	1505	1550
Rowlands Castle (RLN)	d	0707		0807		0912		1010		1110		1210		1310		1410		1510	
Petersfield (PTR)	d	0719	0806	0819	0904	0924	1005	1022	1104	1122	1204	1222	1305	1322	1404	1422	1504	1522	1604
Liss (LIS)	d	0725		0825		0929		1027		1127		1227		1327		1427		1527	
Liphook (LIP)	d	0732		0832		0935		1033		1133		1233		1333		1433		1533	
Haslemere (HSL)	a	0738	0817	0838	0917	0941	1017	1040	1116	1140	1216	1240	1317	1340	1416	1440	1516	1540	1616
Haslemere (HSL)	d	0739	0818	0839	0917	0942	1017	1041	1117	1141	1217	1241	1318	1341	1417	1441	1517	1541	1617
Witley (WTY)	d	0746		0846		0948		1047		1147		1247		1347		1447		1547	
Milford (Surrey) (MLF)	d	0750		0850		0952		1051		1151		1251		1351		1451		1551	
Godalming (GOD)	d	0755	0828	0855	0928	0956	1027	1055	1127	1155	1227	1255	1328	1355	1427	1455	1527	1555	1627
Farncombe (FNC)	d	0758		0858		0959		1058		1158		1258		1358		1458		1558	
Guildford (GLD)	a	0803	0834	0903	0934	1004	1035	1104	1134	1204	1234	1304	1334	1404	1434	1504	1534	1604	1634
Guildford (GLD)	d	0803	0835	0904	0935	1005	1036	1105	1135	1205	1235	1305	1336	1405	1435	1505	1535	1605	1635
Worplesdon (WPL)	d																		
Woking (WOK)	a	0813	0842	0915	0943	1015	1043	1114	1143	1214	1243	1313	1343	1413	1442	1513	1544	1613	1643
Clapham Junction (CLJ)	a	0838	0908	0940	1005	1037	1106	1135	1204	1234	1304	1334	1404	1434	1503	1534	1604	1634	1704
London Waterloo (WAT)	a	0848	0920	0950	1019	1048	1119	1148	1215	1244	1314	1344	1414	1444	1513	1544	1614	1644	1714

Operator 1st Class/Reservations/Bus	SW □	SW □	SW □	SW □	SW □	SW □	SW □	SW □	SW □	SW □	SW □	SW □	SW □	SW □	SW □	SW □	SW □	SW □	
Portsmouth Harbour (PMH)	d	1546	1632	1646	1732	1746	1832	1846	1932	1946	2032	2046	2132	2146	2232	2246			
Portsmouth & Southsea (PMS)	d	1550	1637	1650	1737	1750	1837	1850	1937	1950	2037	2050	2137	2150	2237	2250			
Fratton (FTN)	d	1554	1641	1654	1741	1754	1841	1854	1941	1954	2041	2054	2141	2154	2241	2254			
Hilsea (HLS)	d																		
Bedhampton (BDH)	d	1602		1702		1802		1902		2002		2102		2202		2302			
Havant (HAV)	d	1605	1650	1705	1750	1805	1850	1905	1950	2005	2050	2105	2150	2205	2250	2305			
Rowlands Castle (RLN)	d	1610		1710		1810		1910		2011		2110		2210		2310			
Petersfield (PTR)	d	1622	1704	1722	1804	1822	1904	1922	2004	2022	2104	2122	2204	2222	2304	2322			
Liss (LIS)	d	1627		1727		1827		1927		2027		2127		2227		2327			
Liphook (LIP)	d	1633		1733		1833		1933		2033		2133		2233		2333			
Haslemere (HSL)	a	1640	1716	1740	1816	1840	1916	1940	2016	2040	2116	2140	2216	2240	2316	2340			
Haslemere (HSL)	d	1641	1717	1741	1817	1841	1917	1941	2017	2041	2117	2141	2217	2241	2317	2341			
Witley (WTY)	d	1647		1747		1847		1947		2047		2147		2247		2347			
Milford (Surrey) (MLF)	d	1651		1751		1851		1951		2051		2151		2251		2351			
Godalming (GOD)	d	1655	1727	1755	1827	1855	1927	1955	2027	2055	2127	2155	2227	2255	2327	2355			
Farncombe (FNC)	d	1658		1758		1858		1958		2058		2158		2258		2358			
Guildford (GLD)	a	1704	1734	1804	1834	1904	1934	2004	2034	2104	2134	2204	2234	2304	2334	0004			
Guildford (GLD)	d	1705	1735	1805	1835	1905	1935	2005	2035	2106	2135	2205	2235	2305	2335	0008			
Worplesdon (WPL)	d																		
Woking (WOK)	a	1713	1743	1813	1844	1913	1943	2013	2043	2114	2143	2213	2243	2314	2343	0017			
Clapham Junction (CLJ)	a	1734	1804	1834	1904	1934	2004	2034	2104	2134	2204	2234	2304	2334	0006				
London Waterloo (WAT)	a	1744	1814	1844	1914	1944	2014	2044	2114	2144	2215	2244	2314	2344	0015				

NOTES (see introductory pages for explanation of train operator codes and standard symbols)

- a Arrival time
- d Departure time
- c Arrives 3 minutes earlier