

London to Winchester, Fareham, Portsmouth, Southampton, Lymington, Yarmouth (IOW), Bournemouth and Weymouth

Mondays to Fridays until 20 September

Operator Days of operation/Notes 1st Class/Reservations/Bus/Ferry	SW	SW	SW	SW	SW	SW	GW	SW	SW	SW	SW	SW	SW	SW	SW	SW	SW
	1	1	1	1	1	1	A	1	1	1	B	1	C	1	1	1	1
London Waterloo (WAT) ⇄ 15 d													0530				
Clapham Junction (CLJ) 10 d													0537u				
Woking (WOK) d													0601				
Farnborough (Main) (FNB) d																	
Fleet (FLE) d																	
Reading (RDG) 7 d																	
Basingstoke (BSK) d													0621				
Micheldever (MIC) d																	
Winchester (WIN) d													0638				
Shawford (SHW) d													0642				
Romsey (ROM) d												0558					
Chandlers Ford (CFR) d												0606					
Eastleigh (ESL) 3 a												0611		0648			
Eastleigh (ESL) 3 d												0601	0612	0628	0649		0702
Hedge End (HDE) d												0607		0634			0708
Botley (BOE) d												0611		0638f			0712
Fareham (FRM) a												0619		0646			0720
Portchester (PTC) a												0625		0652			0726
Cosham (CSA) a												0630		0657			0730
Hilsea (HLS) a												0635		0702			0735
Fratton (FTN) a												0639		0706			0739
Portsmouth & Southsea (PMS) a												0642		0711			0743
Portsmouth Harbour (PMH) a												0646		0716			0748
Southampton Airport Parkway (SOA) ⇄ d												0616		0653			
Swaythling (SWG) d												0618					
St Denys (SDN) d												0625e					
Southampton Central (SOU) a												0630		0700			
Southampton Central (SOU) d																	
Millbrook (Hants) (MBK) d																	0730
Redbridge (RDB) d																	0735
Totton (TTN) d																	0738
Ashurst New Forest (ANF) d																	0742
Beaulieu Road (BEU) d																	0747
Brockenhurst (BCU) 3 a																	0753
Brockenhurst (BCU) 3 d		0559	0615	0629		0641		0659						0718	0729		0757
Lymington Town (LYT) d		0607		0637				0707							0737		0807
Lymington Pier (LYP) a		0609		0639				0709							0739		0809
Lymington Pier (LYP) d					0655												
Yarmouth (I.O.W.) (YMH) a					0735												
Sway (SWY) d			0620			0646								0723			
New Milton (NWM) d			0625			0651								0728			0804
Hinton Admiral (HNA) d			0629			0655								0732			
Christchurch (CHR) d			0634			0700								0737			0811
Pokesdown (POK) d			0637			0703								0740			
Bournemouth (BMH) a			0641			0707								0744			0817
Bournemouth (BMH) d	0611		0644			0712								0746		0804	0818
Branksome (BSM) d	0616		0649			0717								0751		0809	0823
Parkstone (Dorset) (PKS) d	0619		0652			0720								0754		0812	0826
Poole (POO) 4 a	0623		0655			0724								0757		0816	0830
Poole (POO) 4 d	0624		0657			0725								0758		0817	
Hamworthy (HAM) d	0629		0702			0730								0803		0822	
Holton Heath (HOL) d	0633		0706			0734								0807		0826	
Wareham (WRM) d	0638		0711			0739								0812		0831	
Wool (WOO) d	0644		0717			0745								0819		0837	
Moreton (Dorset) (MTN) d	0650		0725			0751								0825		0843	
Dorchester South (DCH) d	0658		0733			0759								0833		0851	
Dorchester West (DCW) d							0808										
Upwey (UPW) d	0705		0739			0806	0817							0839		0858	
Weymouth (WEY) a	0709		0744			0810	0823							0844		0902	

Ferry services between Lymington and Yarmouth are operated by Wightlink. www.wightlink.co.uk or call 0333 999 7333

For the complete service between London and Basingstoke see table 152, and between Reading and Basingstoke table 120

For the complete service between Romsey and Southampton, also between Fareham and Portsmouth see table 156

NOTES (see introductory pages for explanation of train operator codes and standard symbols)

- a Arrival time
- d Departure time
- u Stops to pick up only
- e Arrives 4 minutes earlier
- f Calls from 29 July
- A From Westbury
- B From Salisbury to Salisbury
- C Also calls at Wimbledon 0543

London to Winchester, Fareham, Portsmouth, Southampton, Lymington, Yarmouth (IOW), Bournemouth and Weymouth

Mondays to Fridays until 20 September

Operator	SW	SW D	SW E	XC	SW	SW	SW	SW	SW	SW D	SW	SW F	XC G	SW	SW	GW H
Days of operation/Notes 1st Class/Reservations/Bus/Ferry Catering facilities																
London Waterloo (WAT)		15 d			0630					0703			0642	0735		
Clapham Junction (CLJ)		10 d			0637u					0710u			0649u			
Woking (WOK)		d			0657					0730			0720	0800		
Farnborough (Main) (FNB)		d			0634								0734			
Fleet (FLE)		d			0639								0739			
Reading (RDG)		7 d											0752			
Basingstoke (BSK)		d			0700					0750			0800	0811	0819	
Micheldever (MIC)		d			0710								0810			
Winchester (WIN)		d			0719					0807			0820	0827	0836	0841
Shawford (SHW)		d											0825		0845	
Romsey (ROM)		d								0807						
Chandlers Ford (CFR)		d			0714					0814						
Eastleigh (ESL)		3 a			0720	0728				0820			0830	0845	0851	
Eastleigh (ESL)		3 d			0721	0729				0821			0831	0846	0851	
Hedge End (HDE)		d				0735							0837			
Botley (BOE)		d				0739							0841			
Fareham (FRM)		a				0747							0849			
Portchester (PTC)		a				0753							0855			
Cosham (CSA)		a				0757							0859			
Hilsea (HLS)		a				0803							0904			
Fratton (FTN)		a				0807							0908			
Portsmouth & Southsea (PMS)		a				0811							0912			
Portsmouth Harbour (PMH)		a				0815							0918			
Southampton Airport Parkwy (SOA)		d			0726					0818	0825			0835	0850	0855
Swaythling (SWG)		d			0728						0827					
St Denys (SDN)		d			0731						0830					
Southampton Central (SOU)		a			0736					0825	0835			0842	0857	0902
Southampton Central (SOU)		d			0738		0756	0759		0827	0837			0845	0859	0906
Millbrook (Hants) (MBK)		d			0741						0840					
Redbridge (RDB)		d			0745a						0843a					
Totton (TTN)		d						0804			0833					0911
Ashurst New Forest (ANF)		d						0809								0916
Beaulieu Road (BEU)		d						0813								
Brockenhurst (BCU)		3 a				0809	0819			0843				0912	0924	
Brockenhurst (BCU)		3 d				0810	0820	0829		0844		0859		0913	0925	
Lymington Town (LYT)		d						0837				0907				
Lymington Pier (LYP)		a						0839				0909				
Lymington Pier (LYP)		d	0815						0900							
Yarmouth (I.O.W.) (YMH)		a	0855						0940							
Sway (SWY)		d						0825			0849					0929
New Milton (NWM)		d						0830			0854					0934
Hinton Admiral (HNA)		d						0834			0858					0938
Christchurch (CHR)		d						0839			0903					0943
Pokesdown (POK)		d						0842			0906					0947
Bournemouth (BMH)		a			0824	0846					0910			0913	0928	0953
Bournemouth (BMH)		d						0848		0904	0912					0932
Branksome (BSM)		d						0853		0909	0917					0937
Parkstone (Dorset) (PKS)		d						0856		0912	0920					0940
Poole (POO)		4 a						0859		0916	0923					0943
Poole (POO)		4 d						0900		0917						0944
Hamworthy (HAM)		d						0905		0922						0949
Holton Heath (HOL)		d								0926						
Wareham (WRM)		d						0912		0931						0956
Wool (WOO)		d						0919		0937						1002
Moreton (Dorset) (MTN)		d						0925		0943						
Dorchester South (DCH)		d						0933		0951						1013
Dorchester West (DCW)		d														1018
Upwey (UPW)		d						0939		0958						1026
Weymouth (WEY)		a						0944		1002						1031

NOTES (see introductory pages for explanation of train operator codes and standard symbols)

- a Arrival time
- d Departure time
- u Stops to pick up only
- D To Salisbury
- E Also calls at Brookwood 0626, Winchfield 0645 and Hook 0649
- F Also calls at Surbiton 0700, Walton-On-Thames 0707, Weybridge 0711, Brookwood 0726, Winchfield 0745 and Hook 0749
- G From Birmingham New Street
- H From Bristol Temple Meads

London to Winchester, Fareham, Portsmouth, Southampton, Lymington, Yarmouth (IOW), Bournemouth and Weymouth

Mondays to Fridays until 20 September

Operator	SW	SW	SW	SW	SW	XC	SW	SW	SW	SW	SW	SW	SW	SW	SW	SW	SW
Days of operation/Notes	□	□	□	☐	D	J	□	□	□	□	□	□	□	□	□	□	□
1st Class/Reservations/Bus/Ferry	□	□	□	☐	□	☐	□	□	□	□	□	□	□	□	□	□	□
Catering facilities	□	□	□	☐	□	☐	□	□	□	□	□	□	□	□	□	□	□
London Waterloo (WAT)	15 d	0805					0808						0905				0909
Clapham Junction (CLJ)	10 d	0812u											0912u				
Woking (WOK)	d						0834			0900							0934
Farnborough (Main) (FNB)	d						0844										0944
Fleet (FLE)	d						0850										0950
Reading (RDG)	7 d							0853									
Basingstoke (BSK)	d	0849					0903	0911					0949				1003
Micheldever (MIC)	d						0913										1013
Winchester (WIN)	d	0906					0922	0927	0935			0949	1005				1022
Shawford (SHW)	d											0954					
Romsey (ROM)	d					0907											1007
Chandlers Ford (CFR)	d					0914											1014
Eastleigh (ESL)	3 a					0920	0930					0959					1020 1030
Eastleigh (ESL)	3 d					0921	0931					1004					1021 1031
Hedge End (HDE)	d						0937										1037
Botley (BOE)	d						0941										1041
Fareham (FRM)	a						0949										1049
Portchester (PTC)	a						0955										1055
Cosham (CSA)	a						0959										1059
Hilsea (HLS)	a						1004										1104
Fratton (FTN)	a						1008										1108
Portsmouth & Southsea (PMS)	a						1012										1112
Portsmouth Harbour (PMH)	a						1018										1118
Southampton Airport Parkwy (SOA)	4 d	0914					0925		0936	0944			1008	1014			1025
Swaythling (SWG)	d						0927										1027
St Denys (SDN)	d						0930										1030
Southampton Central (SOU)	a	0922					0937		0943	0951			1017	1022			1035
Southampton Central (SOU)	d	0925					0939		0945	0952			0956				1037
Millbrook (Hants) (MBK)	d						0942										1040
Redbridge (RDB)	d						0945a										1043a
Totton (TTN)	d												1001				
Ashurst New Forest (ANF)	d												1006				
Beaulieu Road (BEU)	d												1010				
Brockenhurst (BCU)	3 a	0939							0958	1006			1016		1039		
Brockenhurst (BCU)	3 d	0940	0942						0959	1007	1012	1017		1040	1042		
Lymington Town (LYT)	d		0950								1020				1050		
Lymington Pier (LYP)	a		0952								1022				1052		
Lymington Pier (LYP)	d					1000											1100
Yarmouth (I.O.W.) (YMH)	a					1040											1140
Sway (SWY)	d												1022				
New Milton (NWM)	d	0947											1027		1047		
Hinton Admiral (HNA)	d												1031				
Christchurch (CHR)	d	0954											1036		1054		
Pokesdown (POK)	d	0958											1039		1058		
Bournemouth (BMH)	a	1002						1013	1021				1044		1102		
Bournemouth (BMH)	d	1005	1010											1105	1110		
Branksome (BSM)	d		1015												1115		
Parkstone (Dorset) (PKS)	d		1018												1118		
Poole (POO)	4 a	1015	1022											1115	1122		
Poole (POO)	4 d	1016												1116			
Hamworthy (HAM)	d	1021												1121			
Holton Heath (HOL)	d	1025												1125			
Wareham (WRM)	d	1030								1050				1130			
Wool (WOO)	d	1036												1136			
Moreton (Dorset) (MTN)	d	1042												1142			
Dorchester South (DCH)	d	1050								1106				1150			
Dorchester West (DCW)	d																
Upwey (UPW)	d	1057												1157			
Weymouth (WEY)	a	1101								1117				1203			

NOTES (see introductory pages for explanation of train operator codes and standard symbols)

- a Arrival time
- d Departure time
- u Stops to pick up only
- D To Salisbury
- J From Manchester Piccadilly

London to Winchester, Fareham, Portsmouth, Southampton, Lymington, Yarmouth (IOW), Bournemouth and Weymouth

Mondays to Fridays until 20 September

Operator	XC	SW	SW	SW	SW	GW	SW	SW	SW	SW	SW	XC	SW	SW	SW	SW
Days of operation/Notes	K	□	□	□	□	L	□	□	□	□	D	J	□	□	□	□
1st Class/Reservations/Bus/Ferry	◇	□	□	□	□		□	□	□	□	□	◇	□	□	□	□
Catering facilities	⚓											⚓				
London Waterloo (WAT)	15	d	0935					1005					1009			1035
Clapham Junction (CLJ)	10	d						1012u								
Woking (WOK)		d	1000										1034			1100
Farnborough (Main) (FNB)		d											1044			
Fleet (FLE)		d											1050			
Reading (RDG)	7	d	0952										1052			
Basingstoke (BSK)		d	1011					1049					1103	1111		
Micheldever (MIC)		d											1113			
Winchester (WIN)		d	1027	1033			1049	1105					1122	1127	1133	
Shawford (SHW)		d					1054									1149
Romsey (ROM)		d											1107			
Chandlers Ford (CFR)		d											1114			
Eastleigh (ESL)	3	a					1059						1120	1130		1159
Eastleigh (ESL)	3	d					1100						1121	1131		1200
Hedge End (HDE)		d												1137		
Botley (BOE)		d												1141		
Fareham (FRM)		a												1149		
Portchester (PTC)		a												1155		
Cosham (CSA)		a												1159		
Hilsea (HLS)		a												1204		
Fratton (FTN)		a												1208		
Portsmouth & Southsea (PMS)		a												1212		
Portsmouth Harbour (PMH)	⚓	a												1218		
Southampton Airport Parkwy (SOA)	←	d	1035	1042			1105	1114					1125		1136	1142
Swaythling (SWG)		d											1127			
St Denys (SDN)		d											1130			
Southampton Central (SOU)		a	1042	1049			1112	1122					1135		1143	1149
Southampton Central (SOU)		d	1045	1051			1058	1124					1137		1145	1152
Millbrook (Hants) (MBK)		d											1140			
Redbridge (RDB)		d											1143a			
Totton (TTN)		d					1104									1201
Ashurst New Forest (ANF)		d					1108									1206
Beaulieu Road (BEU)		d														1210
Brockenhurst (BCU)	3	a		1105			1116	1138							1205	1216
Brockenhurst (BCU)	3	d		1106	1112	1117		1139	1142						1206	1212
Lymington Town (LYT)		d			1120				1150							1220
Lymington Pier (LYP)		a			1122				1152							1222
Lymington Pier (LYP)	⚓	d											1200			
Yarmouth (I.O.W.) (YMH)	⚓	a											1240			
Sway (SWY)		d					1122									1222
New Milton (NWM)		d					1127	1146								1227
Hinton Admiral (HNA)		d					1131									1231
Christchurch (CHR)		d					1136	1153								1236
Pokesdown (POK)		d					1139	1157								1239
Bournemouth (BMH)		a	1114	1120			1144	1201						1213	1220	1244
Bournemouth (BMH)		d		1124				1205	1210							1224
Branksome (BSM)		d		1129					1215							1229
Parkstone (Dorset) (PKS)		d		1132					1218							1232
Poole (POO)	4	a		1136				1215	1222							1236
Poole (POO)	4	d		1137				1216								1237
Hamworthy (HAM)		d		1142				1221								1242
Holton Heath (HOL)		d						1225								
Wareham (WRM)		d		1149				1230								1249
Wool (WOO)		d						1236								
Moreton (Dorset) (MTN)		d						1242								
Dorchester South (DCH)		d		1205				1250								1305
Dorchester West (DCW)		d						1213								
Upwey (UPW)		d						1222	1257							
Weymouth (WEY)		a		1215				1227	1303							1315

NOTES (see introductory pages for explanation of train operator codes and standard symbols)

- a Arrival time
- d Departure time
- u Stops to pick up only
- D To Salisbury
- J From Manchester Piccadilly
- K From Nottingham
- L From Gloucester

London to Winchester, Fareham, Portsmouth, Southampton, Lymington, Yarmouth (IOW), Bournemouth and Weymouth

Mondays to Fridays until 20 September

Operator	SW	SW	SW	SW	SW	SW	XC	SW	SW	SW	SW	GW	SW	SW	SW	SW	SW
Days of operation/Notes 1st Class/Reservations/Bus/Ferry Catering facilities	□	□	□	☐	D	□	J	□	□	□	□	L	□	□	□	☐	D
London Waterloo (WAT)	15 d	1105				1109		1135								1205	
Clapham Junction (CLJ)	10 d	1112u														1212u	
Woking (WOK)	d					1134		1200									
Farnborough (Main) (FNB)	d					1144											
Fleet (FLE)	d					1150											
Reading (RDG)	7 d						1151										
Basingstoke (BSK)	d	1149				1203	1211									1248	
Micheldever (MIC)	d					1213											
Winchester (WIN)	d	1205				1222	1227	1233					1253			1305	
Shawford (SHW)	d												1258				
Romsey (ROM)	d					1207											1307
Chandlers Ford (CFR)	d					1214											1314
Eastleigh (ESL)	3 a					1220	1230						1303				1320
Eastleigh (ESL)	3 d					1221	1231						1304				1321
Hedge End (HDE)	d						1237										
Botley (BOE)	d						1241										
Fareham (FRM)	a						1249										
Portchester (PTC)	a						1255										
Cosham (CSA)	a						1259										
Hilsea (HLS)	a						1304										
Fratton (FTN)	a						1308										
Portsmouth & Southsea (PMS)	a						1312										
Portsmouth Harbour (PMH)	a						1318										
Southampton Airport Parkwy (SOA)	4 d	1214				1225		1241	1244				1308			1314	1325
Swaythling (SWG)	d					1227											1327
St Denys (SDN)	d					1230											1330
Southampton Central (SOU)	a	1222				1235		1248	1252				1317			1322	1335
Southampton Central (SOU)	d	1224				1237		1249	1253				1256			1324	1337
Millbrook (Hants) (MBK)	d					1240											1340
Redbridge (RDB)	d					1243a											1343a
Totton (TTN)	d												1302				
Ashurst New Forest (ANF)	d												1306				
Beaulieu Road (BEU)	d																
Brockenhurst (BCU)	3 a	1238						1308					1316			1338	
Brockenhurst (BCU)	3 d	1239	1242					1308	1312	1317						1339	1342
Lymington Town (LYT)	d		1250						1320							1350	
Lymington Pier (LYP)	a		1252						1322							1352	
Lymington Pier (LYP)	d					1300											1400
Yarmouth (I.O.W.) (YMH)	a					1340											1440
Sway (SWY)	d												1322				
New Milton (NWM)	d	1246											1327			1346	
Hinton Admiral (HNA)	d												1331				
Christchurch (CHR)	d	1253											1336			1353	
Pokesdown (POK)	d	1257											1339			1357	
Bournemouth (BMH)	a	1301						1317	1323				1344			1401	
Bournemouth (BMH)	d	1305	1310													1405	1410
Branksome (BSM)	d		1315													1415	
Parkstone (Dorset) (PKS)	d		1318													1418	
Poole (POO)	4 a	1315	1322													1415	1422
Poole (POO)	4 d	1316														1416	
Hamworthy (HAM)	d	1321														1421	
Holton Heath (HOL)	d	1325														1425	
Wareham (WRM)	d	1330														1430	
Wool (WOO)	d	1336														1436	
Moreton (Dorset) (MTN)	d	1342														1442	
Dorchester South (DCH)	d	1350														1450	
Dorchester West (DCW)	d												1413				
Upwey (UPW)	d	1357											1422	1457			
Weymouth (WEY)	a	1403							1417				1427	1503			

NOTES (see introductory pages for explanation of train operator codes and standard symbols)

- a Arrival time
- d Departure time
- u Stops to pick up only
- D To Salisbury
- J From Manchester Piccadilly
- L From Gloucester

London to Winchester, Fareham, Portsmouth, Southampton, Lymington, Yarmouth (IOW), Bournemouth and Weymouth

Mondays to Fridays until 20 September

Operator	SW	XC	SW	SW	SW	SW	SW	SW	SW	SW	SW	XC	SW	SW	SW	SW
Days of operation/Notes	□	J	□	□	□	□	□	□	□	□	□	J	□	□	□	□
1st Class/Reservations/Bus/Ferry	□	□◇	□	□	□	□	□	□	□	□	□	□◇	□	□	□	□
Catering facilities	□	☰	□	□	□	□	□	□	□	☰	□	☰	□	□	□	□
London Waterloo (WAT)	1209		1235										1309			1335
Clapham Junction (CLJ)	d															
Woking (WOK)	d		1300										1334			1401
Farnborough (Main) (FNB)	d												1344			
Fleet (FLE)	d												1350			
Reading (RDG)	d		1251													1352
Basingstoke (BSK)	d		1303	1311									1403	1411		
Micheldever (MIC)	d		1313										1413			
Winchester (WIN)	d		1322	1327	1333			1349	1405				1422	1427	1433	
Shawford (SHW)	d							1354								
Romsey (ROM)	d												1407			
Chandlers Ford (CFR)	d												1414			
Eastleigh (ESL)	a		1330					1359					1420	1430		
Eastleigh (ESL)	d		1331					1400					1421	1431		
Hedge End (HDE)	d		1337											1437		
Botley (BOE)	d		1341											1441		
Fareham (FRM)	a		1349											1449		
Portchester (PTC)	a		1355											1455		
Cosham (CSA)	a		1359											1459		
Hilsea (HLS)	a		1404											1504		
Fratton (FTN)	a		1408											1508		
Portsmouth & Southsea (PMS)	a		1412											1512		
Portsmouth Harbour (PMH)	a		1418											1518		
Southampton Airport Parkwy (SOA)	d		1336	1343				1405	1414				1425		1435	1442
Swaythling (SWG)	d												1427			
St Denys (SDN)	d												1430			
Southampton Central (SOU)	a		1343	1350				1412	1422				1435		1442	1449
Southampton Central (SOU)	d		1345	1352					1424				1437		1445	1451
Millbrook (Hants) (MBK)	d												1440			
Redbridge (RDB)	d												1443a			
Totton (TTN)	d							1401								
Ashurst New Forest (ANF)	d							1406								
Beaulieu Road (BEU)	d							1410								
Brockenhurst (BCU)	a			1405				1416								
Brockenhurst (BCU)	d			1406	1412	1417			1438						1504	
Lymington Town (LYT)	d							1420							1505	1512
Lymington Pier (LYP)	a							1422							1520	1517
Lymington Pier (LYP)	d														1522	
Yarmouth (I.O.W.) (YMH)	a															
Sway (SWY)	d															
New Milton (NWM)	d							1422								
Hinton Admiral (HNA)	d							1427								
Christchurch (CHR)	d							1431								
Pokesdown (POK)	d							1436								
Bournemouth (BMH)	a		1413	1421				1439								
Bournemouth (BMH)	d							1444								
Bournemouth (BMH)	d															
Branksome (BSM)	d															
Parkstone (Dorset) (PKS)	d															
Poole (POO)	a															
Poole (POO)	d															
Hamworthy (HAM)	d															
Holton Heath (HOL)	d															
Wareham (WRM)	d															
Wool (WOO)	d															
Moreton (Dorset) (MTN)	d															
Dorchester South (DCH)	d															
Dorchester West (DCW)	d															
Upwey (UPW)	d															
Weymouth (WEY)	a															

NOTES (see introductory pages for explanation of train operator codes and standard symbols)

- a Arrival time
- d Departure time
- u Stops to pick up only
- D To Salisbury
- J From Manchester Piccadilly

London to Winchester, Fareham, Portsmouth, Southampton, Lymington, Yarmouth (IOW), Bournemouth and Weymouth

Mondays to Fridays until 20 September

Operator	GW	SW	SW	SW	SW	SW	SW	XC	SW	SW	SW	SW	SW	SW	SW	SW	SW
Days of operation/Notes 1st Class/Reservations/Bus/Ferry Catering facilities	L	□	□	□	☞	D	□	J □◇ ⌘	□	□	□	□	□	□	□	☞	□
London Waterloo (WAT)	d	1405					1409		1435					1505			
Clapham Junction (CLJ)	d	1412u												1512u			
Woking (WOK)	d						1434		1500								
Farnborough (Main) (FNB)	d						1444										
Fleet (FLE)	d						1450										
Reading (RDG)	d							1450									
Basingstoke (BSK)	d	1449					1503	1511						1549			
Micheldever (MIC)	d						1513										
Winchester (WIN)	d	1505					1522	1527	1532				1549	1605			
Shawford (SHW)	d												1554				
Romsey (ROM)	d						1507										
Chandlers Ford (CFR)	d						1514										
Eastleigh (ESL)	a						1520	1530					1559				
Eastleigh (ESL)	d						1521	1531					1600				
Hedge End (HDE)	d							1537									
Botley (BOE)	d							1541									
Fareham (FRM)	a							1549									
Portchester (PTC)	a							1555									
Cosham (CSA)	a							1559									
Hilsea (HLS)	a							1604									
Fratton (FTN)	a							1608									
Portsmouth & Southsea (PMS)	a							1612									
Portsmouth Harbour (PMH)	a							1618									
Southampton Airport Parkwy (SOA)	d	1514					1525		1536	1541			1605	1614			
Swaythling (SWG)	d						1527										
St Denys (SDN)	d						1530										
Southampton Central (SOU)	a	1522					1536		1543	1549			1614	1621			
Southampton Central (SOU)	d	1524					1537		1545	1551		1556	1626	1628			1628
Millbrook (Hants) (MBK)	d						1540										
Redbridge (RDB)	d						1543a										
Totton (TTN)	d												1601				1634
Ashurst New Forest (ANF)	d												1606				1639
Beaulieu Road (BEU)	d												1610				
Brockenhurst (BCU)	a	1538							1604				1616	1639			1647
Brockenhurst (BCU)	d	1539	1542						1605	1612	1626		1640	1644			1647
Lymington Town (LYT)	d		1550							1620				1652			
Lymington Pier (LYP)	a		1552							1622				1654			
Lymington Pier (LYP)	d					1600										1700	
Yarmouth (I.O.W.) (YMH)	a					1640										1740	
Sway (SWY)	d												1631				1652
New Milton (NWM)	d	1546											1636				1657
Hinton Admiral (HNA)	d												1640				1701
Christchurch (CHR)	d	1553											1645				1706
Pokesdown (POK)	d	1557											1648				1709
Bournemouth (BMH)	a	1601						1613	1620				1653	1701			1713
Bournemouth (BMH)	d	1605	1610										1624				1715
Branksome (BSM)	d		1615										1629				1708
Parkstone (Dorset) (PKS)	d		1618										1632				1711
Poole (POO)	a	1615	1622										1636				1724
Poole (POO)	d	1616											1637				
Hamworthy (HAM)	d	1621											1642				
Holton Heath (HOL)	d	1625												1722			
Wareham (WRM)	d	1630								1649				1726			
Wool (WOO)	d	1636								1655				1730			
Moreton (Dorset) (MTN)	d	1642												1737			
Dorchester South (DCH)	d	1650								1706				1743			
Dorchester West (DCW)	d	1613												1751			
Upwey (UPW)	d	1622	1657													1757	
Weymouth (WEY)	a	1627	1703							1715						1802	

NOTES (see introductory pages for explanation of train operator codes and standard symbols)

- a Arrival time
- d Departure time
- u Stops to pick up only
- D To Salisbury
- J From Manchester Piccadilly
- L From Gloucester

London to Winchester, Fareham, Portsmouth, Southampton, Lymington, Yarmouth (IOW), Bournemouth and Weymouth

Mondays to Fridays until 20 September

Operator	SW D	SW	XC J	SW	SW	SW	SW	SW	SW M	GW L	SW	SW	SW	SW	SW D	SW
Days of operation/Notes 1st Class/Reservations/Bus/Ferry Catering facilities	□	□	□◇ ⌘	□	□	□	□	□	□		□	□	□	□	□	□
London Waterloo (WAT)	15 d	1509		1535					1512		1605					1609
Clapham Junction (CLJ)	10 d								1519u		1612u					
Woking (WOK)	d	1534		1600					1549							1634
Farnborough (Main) (FNB)	d	1544							1603							1644
Fleet (FLE)	d	1550							1608							1650
Reading (RDG)	7 d		1552													
Basingstoke (BSK)	d	1603	1613						1629		1648					1703
Micheldever (MIC)	d	1613														1713
Winchester (WIN)	d	1622	1628	1633				1639	1645		1705					1722
Shawford (SHW)	d							1644								
Romsey (ROM)	d	1607														1707
Chandlers Ford (CFR)	d	1614														1714
Eastleigh (ESL)	3 a	1620	1630					1649	1653							1720 1730
Eastleigh (ESL)	3 d	1621	1631					1650	1654							1721 1731
Hedge End (HDE)	d		1637						1701							1737
Botley (BOE)	d		1641						1705							1741
Fareham (FRM)	a		1649						1718							1749
Portchester (PTC)	a		1655						1724							1755
Cosham (CSA)	a		1659						1728							1759
Hilsea (HLS)	a		1704													1804
Fratton (FTN)	a		1708						1738							1808
Portsmouth & Southsea (PMS)	a		1712						1742							1812
Portsmouth Harbour (PMH)	a		1718						1747							1820
Southampton Airport Parkwy (SOA)	← d	1625		1637	1642				1654		1714					1725
Swaythling (SWG)	d	1627							1657							1727
St Denys (SDN)	d	1630							1700							1730
Southampton Central (SOU)	a	1635		1645	1649		←	1705			1721			←		1735
Southampton Central (SOU)	d	1637		1647	1653 1656			1656	1713		1725 1728				1728	1737
Millbrook (Hants) (MBK)	d	1640														1740
Redbridge (RDB)	d	1643a							1717							1743a
Totton (TTN)	d							1702	1720							1733
Ashurst New Forest (ANF)	d							1707								1738
Beaulieu Road (BEU)	d							1711								
Brockenhurst (BCU)	3 a			1710				1717	1731		1738					1746
Brockenhurst (BCU)	3 d			1711		1714	1718	1731			1739	1744				1746
Lymington Town (LYT)	d					1722						1752				
Lymington Pier (LYP)	a					1724						1754				
Lymington Pier (LYP)	d												1800			
Yarmouth (I.O.W.) (YMH)	a												1840			
Sway (SWY)	d							1722								1751
New Milton (NWM)	d							1727	1738							1756
Hinton Admiral (HNA)	d							1731								1800
Christchurch (CHR)	d							1736	1745							1805
Pokesdown (POK)	d							1740								1808
Bournemouth (BMH)	a			1721	1726			1744	1752		1755					1812
Bournemouth (BMH)	d			1728				1745				1757				1814
Branksome (BSM)	d			1733				1750				1802				1819
Parkstone (Dorset) (PKS)	d			1736				1753				1805				1822
Poole (POO)	4 a			1739				1757				1809				1825
Poole (POO)	4 d			1740								1810				
Hamworthy (HAM)	d			1745								1815				
Holton Heath (HOL)	d											1819				
Wareham (WRM)	d			1752								1824				
Wool (WOO)	d			1758								1830				
Moreton (Dorset) (MTN)	d											1841c				
Dorchester South (DCH)	d			1809								1849				
Dorchester West (DCW)	d									1814						
Upwey (UPW)	d									1822	1855					
Weymouth (WEY)	a			1818						1827	1902					

NOTES (see introductory pages for explanation of train operator codes and standard symbols)

- a Arrival time
- d Departure time
- u Stops to pick up only
- c Arrives 5 minutes earlier
- D To Salisbury
- J From Manchester Piccadilly
- L From Gloucester
- M Also calls at Surbiton 1530, Walton-On-Thames 1537, Weybridge 1541, Brookwood 1555, Winchfield 1614 and Hook 1618

London to Winchester, Fareham, Portsmouth, Southampton, Lymington, Yarmouth (IOW), Bournemouth and Weymouth

Mondays to Fridays until 20 September

Operator	XC	SW	SW	SW	SW	SW	SW	SW	GW	SW	SW	SW	SW	SW	XC	SW	SW	SW
Days of operation/Notes	J	□	□	□	TWX	□	N	L	□	□	□	D	□	J	□	□	□	
1st Class/Reservations/Bus/Ferry Catering facilities	◇	□	□	□	⚓	□	□	□	□	□	□	□	□	◇	□	□	□	
London Waterloo (WAT)	15	d																
Clapham Junction (CLJ)	10	d																
Woking (WOK)		d																
Farnborough (Main) (FNB)		d																
Fleet (FLE)		d																
Reading (RDG)	7	d	1652															
Basingstoke (BSK)		d	1711	1719														
Micheldever (MIC)		d																
Winchester (WIN)		d	1727	1735														
Shawford (SHW)		d																
Romsey (ROM)		d																
Chandlers Ford (CFR)		d																
Eastleigh (ESL)	3	a																
Eastleigh (ESL)	3	d																
Hedge End (HDE)		d																
Botley (BOE)		d																
Fareham (FRM)		a																
Portchester (PTC)		a																
Cosham (CSA)		a																
Hilsea (HLS)		a																
Fratton (FTN)		a																
Portsmouth & Southsea (PMS)		a																
Portsmouth Harbour (PMH)		a																
Southampton Airport Parkwy (SOA)		d	1736	1744														
Swaythling (SWG)		d																
St Denys (SDN)		d																
Southampton Central (SOU)		a	1743	1751														
Southampton Central (SOU)		d	1745	1755 1758														
Millbrook (Hants) (MBK)		d																
Redbridge (RDB)		d																
Totton (TTN)		d																
Ashurst New Forest (ANF)		d																
Beaulieu Road (BEU)		d																
Brockenhurst (BCU)	3	a																
Brockenhurst (BCU)	3	d																
Lymington Town (LYT)		d																
Lymington Pier (LYP)		a																
Lymington Pier (LYP)		d																
Yarmouth (I.O.W.) (YMH)		a																
Sway (SWY)		d																
New Milton (NWM)		d																
Hinton Admiral (HNA)		d																
Christchurch (CHR)		d																
Pokesdown (POK)		d																
Bournemouth (BMH)		a	1817	1824														
Bournemouth (BMH)		d																
Branksome (BSM)		d																
Parkstone (Dorset) (PKS)		d																
Poole (POO)	4	a																
Poole (POO)	4	d																
Hamworthy (HAM)		d																
Holton Heath (HOL)		d																
Wareham (WRM)		d																
Wool (WOO)		d																
Moreton (Dorset) (MTN)		d																
Dorchester South (DCH)		d																
Dorchester West (DCW)		d																
Upwey (UPW)		d																
Weymouth (WEY)		a																

NOTES (see introductory pages for explanation of train operator codes and standard symbols)

- a Arrival time
- d Departure time
- u Stops to pick up only
- D To Salisbury
- J From Manchester Piccadilly
- L From Gloucester
- N Also calls at Surbiton 1630, Walton-On-Thames 1637, Weybridge 1641, Brookwood 1657, Winchfield 1716 and Hook 1720
- TWX Not Tuesdays and Wednesdays

London to Winchester, Fareham, Portsmouth, Southampton, Lymington, Yarmouth (IOW), Bournemouth and Weymouth

Mondays to Fridays until 20 September

Operator	SW	SW P	GW L	SW	SW	SW	SW D	SW	XC J	SW	SW	SW	SW MFO	SW	SW	SW	SW
Days of operation/Notes 1st Class/Reservations/Bus/Ferry Catering facilities		P	L	□	□	□	□	□	□◇ ⚓	□	□	□		□	□	□	□
London Waterloo (WAT)	15 d				1720					1805							1905
Clapham Junction (CLJ)	10 d									1807							1912u
Woking (WOK)	d				1745					1814u							1912u
Farnborough (Main) (FNB)	d				1758					1834							
Fleet (FLE)	d				1804					1845							
Reading (RDG)	7 d									1850							
Basingstoke (BSK)	d				1824					1852							
Micheldever (MIC)	d				1834					1903	1912	1917					1948
Winchester (WIN)	d				1844					1913							
Shawford (SHW)	d				1848					1923	1927	1934				1949	2005
Romsey (ROM)	d									1928						1954	
Chandlers Ford (CFR)	d									1907							
Eastleigh (ESL)	3 a				1854					1914							
Eastleigh (ESL)	3 d				1855					1920	1933					1959	
Hedge End (HDE)	d									1921	1934					2000	
Botley (BOE)	d									1940							
Fareham (FRM)	a									1944							
Portchester (PTC)	a									1945							
Cosham (CSA)	a									1952							
Hilsea (HLS)	a									1958							
Fratton (FTN)	a									2002							
Portsmouth & Southsea (PMS)	a									2008							
Portsmouth Harbour (PMH)	a									2012							
Southampton Airport Parkwy (SOA)	d				1859					2015							
Swaythling (SWG)	d				1902					2015							
St Denys (SDN)	d				1905					2021							
Southampton Central (SOU)	a				1916					2021							
Southampton Central (SOU)	d									1918							
Millbrook (Hants) (MBK)	d									1922	1925						2025
Redbridge (RDB)	d									1937							2028
Totton (TTN)	d									1940							
Ashurst New Forest (ANF)	d									1943a							
Beaulieu Road (BEU)	d																
Brockenhurst (BCU)	3 a																
Brockenhurst (BCU)	3 d																
Lymington Town (LYT)	d																
Lymington Pier (LYP)	a																
Lymington Pier (LYP)	d	2000															
Yarmouth (I.O.W.) (YMH)	a	2040															
Sway (SWY)	d																
New Milton (NWM)	d																
Hinton Admiral (HNA)	d																
Christchurch (CHR)	d																
Pokesdown (POK)	d																
Bournemouth (BMH)	a																
Bournemouth (BMH)	d																
Branksome (BSM)	d																
Parkstone (Dorset) (PKS)	d																
Poole (POO)	4 a																
Poole (POO)	4 d																
Hamworthy (HAM)	d																
Holton Heath (HOL)	d																
Wareham (WRM)	d																
Wool (WOO)	d																
Moreton (Dorset) (MTN)	d																
Dorchester South (DCH)	d																
Dorchester West (DCW)	d																
Upwey (UPW)	d																
Weymouth (WEY)	a																

NOTES (see introductory pages for explanation of train operator codes and standard symbols)

- a Arrival time
- d Departure time
- u Stops to pick up only
- D To Salisbury
- J From Manchester Piccadilly
- L From Gloucester
- P Also calls at Brookwood 1751, Winchfield 1809 and Hook 1814
- MFO** Mondays and Fridays only

London to Winchester, Fareham, Portsmouth, Southampton, Lymington, Yarmouth (IOW), Bournemouth and Weymouth

Mondays to Fridays until 20 September

Operator	SW	SW	XC	SW	SW	SW	SW	SW	SW	SW	SW	XC	GW	SW	SW	SW	GW	
Days of operation/Notes 1st Class/Reservations/Bus/Ferry Catering facilities	D	□	J	□	□	□	□	□	□	□	D	J	H	□	□	□	Q	
	□	□	□	□	□	□	□	□	□	□	□	□	□	□	□	□	□	
London Waterloo (WAT)	15 d	1909		1935					2005			2009			2035			
Clapham Junction (CLJ)	10 d								2012u									
Woking (WOK)	d	1934		2000								2034		2100				
Farnborough (Main) (FNB)	d	1944										2044						
Fleet (FLE)	d	1949										2050						
Reading (RDG)	7 d		1950									2049						
Basingstoke (BSK)	d	2002	2011						2049			2103	2112					
Micheldever (MIC)	d	2012										2113						
Winchester (WIN)	d	2022	2027	2033				2049	2105			2122	2127	2133				
Shawford (SHW)	d	2027						2054				2127						
Romsey (ROM)	d	2007									2107							
Chandlers Ford (CFR)	d	2014									2114							
Eastleigh (ESL)	3 a	2020	2033					2059			2120	2133						
Eastleigh (ESL)	3 d	2021	2034					2103			2121	2133					2209	
Hedge End (HDE)	d		2040									2140						
Botley (BOE)	d		2044									2144						
Fareham (FRM)	a		2052									2151						
Portchester (PTC)	a		2058									2157						
Cosham (CSA)	a		2103									2202						
Hilsea (HLS)	a		2108									2209						
Fratton (FTN)	a		2112									2213						
Portsmouth & Southsea (PMS)	a		2115									2217						
Portsmouth Harbour (PMH)	a		2119									2221						
Southampton Airport Parkwy (SOA)	d	2025		2036	2042				2107	2114		2125		2137		2142		2213
Swaythling (SWG)	d	2027										2127						
St Denys (SDN)	d	2030							2113			2130						
Southampton Central (SOU)	a	2035		2043	2049				2118	2121		2135		2144		2150		2221
Southampton Central (SOU)	d	2037		2045	2051	2056				2125		2137		2146		2152	2156	2222
Millbrook (Hants) (MBK)	d	2040										2140						
Redbridge (RDB)	d	2043a										2143a						
Totton (TTN)	d					2101				2130							2201	
Ashurst New Forest (ANF)	d					2106											2206	
Beaulieu Road (BEU)	d																2210	
Brockenhurst (BCU)	3 a			2104	2116				2141						2205	2216		
Brockenhurst (BCU)	3 d			2105	2117	2118			2142	2148					2206	2217	2218	
Lymington Town (LYT)	d					2126				2156							2226	
Lymington Pier (LYP)	a					2128				2158							2228	
Lymington Pier (LYP)	d																	
Yarmouth (I.O.W.) (YMH)	a																	
Sway (SWY)	d					2122				2146							2222	
New Milton (NWM)	d					2127				2151							2227	
Hinton Admiral (HNA)	d					2131				2155							2231	
Christchurch (CHR)	d					2136				2200							2236	
Pokesdown (POK)	d					2139				2204							2239	
Bournemouth (BMH)	a			2115	2120	2143				2208				2215		2220	2244	
Bournemouth (BMH)	d					2124											2224	
Branksome (BSM)	d					2129											2229	
Parkstone (Dorset) (PKS)	d					2132											2232	
Poole (POO)	4 a					2136											2236	
Poole (POO)	4 d					2137											2237	
Hamworthy (HAM)	d					2142											2242	
Holton Heath (HOL)	d																	
Wareham (WRM)	d					2149											2249	
Wool (WOO)	d					2155											2255	
Moreton (Dorset) (MTN)	d					2201											2301	
Dorchester South (DCH)	d					2209											2309	
Dorchester West (DCW)	d													2255				
Upwey (UPW)	d					2216								2303	2316			
Weymouth (WEY)	a					2220								2308	2320			

NOTES (see introductory pages for explanation of train operator codes and standard symbols)

- a Arrival time
- d Departure time
- u Stops to pick up only
- D To Salisbury
- H From Bristol Temple Meads
- J From Manchester Piccadilly
- Q From Portsmouth Harbour to Bristol Temple Meads

London to Winchester, Fareham, Portsmouth, Southampton, Lymington, Yarmouth (IOW), Bournemouth and Weymouth

Mondays to Fridays until 20 September

Operator	SW	GW	SW	GW	SW	XC	SW	SW	SW	SW	SN	SW	XC	SW	SW	SW	SW	
Days of operation/Notes 1st Class/Reservations/Bus/Ferry Catering facilities	□	R	D	R	□	J □◇ ⚓	□	□	□	D	S	□	J □◇ ⚓	□	□	□	□	
London Waterloo (WAT)	16 d	2105			2109		2135		2205			2208		2235	2305	2335	0105	
Clapham Junction (CLJ)	10 d	2112u							2212u			2215u			2312u	2344u	0115	
Woking (WOK)	d				2134		2200					2235		2300	2333	0004	0142	
Farnborough (Main) (FNB)	d				2144							2245				0015	0151s	
Fleet (FLE)	d				2150							2251				0020	0157s	
Reading (RDG)	7 d					2152							2249					
Basingstoke (BSK)	d	2149			2203	2211			2250			2304	2311		2353	0035	0209s	
Micheldever (MIC)	d				2213							2314			0003			
Winchester (WIN)	d	2205			2222	2227	2234		2306			2323	2327	2333	0012	0051	0226s	
Shawford (SHW)	d				2227							2328			0017			
Romsey (ROM)	d		2155	2207								2311						
Chandlers Ford (CFR)	d			2214								2318						
Eastleigh (ESL)	3 a		2219	2221	←	2234						2324		2339		0022	0059	0235s
Eastleigh (ESL)	3 d		2224	2222	→	2224	2235					2324	2330	2339		0023	0100	
Hedge End (HDE)	d				2230	2241								2346				
Botley (BOE)	d				2234	2245								2350				
Fareham (FRM)	a				2241	2253						2344		2357				
Portchester (PTC)	a					2259								0004				
Cosham (CSA)	a					2303						2352		0008				
Hilsea (HLS)	a					2309								0013				
Fratton (FTN)	a				2256	2313								0017				
Portsmouth & Southsea (PMS)	a				2259	2317								0021				
Portsmouth Harbour (PMH)	⚓ a				2304	2322								0025				
Southampton Airport Parkwy (SOA)	↔ d	2217		2226		2235	2243		2315	2328				2335	2342	0028	0105	0239s
Swaythling (SWG)	d			2228						2331								
St Denys (SDN)	d			2231						2334						0032s		0244s
Southampton Central (SOU)	a	2225		2236		2244	2250		2322	2340				2345	2349	0037	0112	0249
Southampton Central (SOU)	d	2226		2238		2245	2252		2324	2342				2353			0113	
Millbrook (Hants) (MBK)	d			2240						2344								
Redbridge (RDB)	d			2244a						2348a								
Totton (TTN)	d	2232								2329							0119s	
Ashurst New Forest (ANF)	d	2237								2334								
Beaulieu Road (BEU)	d																	
Brockenhurst (BCU)	3 a	2245					2305		2342					0006		0130s		
Brockenhurst (BCU)	3 d	2246					2306	2316	2343					0007				
Lymington Town (LYT)	d																	
Lymington Pier (LYP)	a																	
Lymington Pier (LYP)	⚓ d																	
Yarmouth (I.O.W.) (YMH)	⚓ a																	
Sway (SWY)	d	2250							2321	2347								
New Milton (NWM)	d	2255							2326	2352						0137s		
Hinton Admiral (HNA)	d	2259							2330	2356								
Christchurch (CHR)	d	2304							2335	0002						0144s		
Pokesdown (POK)	d	2308							2338	0006						0148s		
Bournemouth (BMH)	a	2312				2316	2320	2342	0010					0022		0152		
Bournemouth (BMH)	d							2324	2344						0024			
Branksome (BSM)	d							2329	2349						0029			
Parkstone (Dorset) (PKS)	d							2332	2352						0032			
Poole (POO)	4 a							2336	2355						0036			
Poole (POO)	4 d							2337										
Hamworthy (HAM)	d							2342										
Holton Heath (HOL)	d																	
Wareham (WRM)	d							2349										
Wool (WOO)	d							2355										
Moreton (Dorset) (MTN)	d							0002										
Dorchester South (DCH)	d							0010										
Dorchester West (DCW)	d																	
Upwey (UPW)	d							0016										
Weymouth (WEY)	a							0022										

NOTES (see introductory pages for explanation of train operator codes and standard symbols)

- a Arrival time
- d Departure time
- s Stops to set down only
- u Stops to pick up only
- D To Salisbury
- J From Manchester Piccadilly
- R From Cardiff Central to Portsmouth Harbour
- S From Southampton Central to Littlehampton
- T Also calls at Vauxhall 0109, Wimbledon 0120 and Surbiton 0128
- SM Saturday mornings

London to Winchester, Fareham, Portsmouth, Southampton, Lymington, Yarmouth (IOW), Bournemouth and Weymouth

Mondays to Fridays from 23 September

Operator Days of operation/Notes 1st Class/Reservations/Bus/Ferry	SW	SW	SW	SW	SW	SW	GW	SW	SW	SW	SW	SW	SW	SW	SW	SW
	□	□	□	□	☞	□	A	□	□	□	B	□	C	□	□	□
London Waterloo (WAT) ⇄ 15 d													0530			
Clapham Junction (CLJ) 10 d													0537u			
Woking (WOK) d													0601			
Farnborough (Main) (FNB) d																
Fleet (FLE) d																
Reading (RDG) 7 d																
Basingstoke (BSK) d													0621			
Micheldever (MIC) d																
Winchester (WIN) d													0638			
Shawford (SHW) d													0642			
Romsey (ROM) d												0558				
Chandlers Ford (CFR) d												0606				
Eastleigh (ESL) 3 a												0611		0648		
Eastleigh (ESL) 3 d								0601		0612	0628	0649	0702			
Hedge End (HDE) d								0607			0634		0708			
Botley (BOE) d								0611			0638		0712			
Fareham (FRM) a								0619			0646		0720			
Portchester (PTC) a								0625			0652		0726			
Cosham (CSA) a								0630			0657		0730			
Hilsea (HLS) a								0635			0702		0735			
Fratton (FTN) a								0639			0706		0739			
Portsmouth & Southsea (PMS) a								0642			0711		0743			
Portsmouth Harbour (PMH) a								0646			0716		0748			
Southampton Airport Parkway (SOA) ⇄ d											0616		0653			
Swaythling (SWG) d											0618					
St Denys (SDN) d											0625e					
Southampton Central (SOU) a											0630		0700			
Southampton Central (SOU) d								0617			0632		0702			0730
Millbrook (Hants) (MBK) d											0635					
Redbridge (RDB) d											0638a					0735
Totton (TTN) d								0623					0707			0738
Ashurst New Forest (ANF) d								0627								0742
Beaulieu Road (BEU) d																0747
Brockenhurst (BCU) 3 a								0635					0718			0753
Brockenhurst (BCU) 3 d		0559	0611	0629		0636				0659			0718		0729	0757
Lymington Town (LYT) d		0607		0637						0707					0737	
Lymington Pier (LYP) a		0609		0639						0709					0739	
Lymington Pier (LYP) d					0655											
Yarmouth (I.O.W.) (YMH) a					0735											
Sway (SWY) d			0616			0641							0723			
New Milton (NWM) d			0621			0646							0728			0804
Hinton Admiral (HNA) d			0625			0650							0732			
Christchurch (CHR) d			0631			0656							0738			0811
Pokesdown (POK) d			0634			0659							0741			
Bournemouth (BMH) a			0638			0703							0745			0817
Bournemouth (BMH) d	0606		0640			0707							0747			0804
Branksome (BSM) d	0611		0645			0712							0752			0809
Parkstone (Dorset) (PKS) d	0614		0648			0715							0755			0812
Poole (POO) 4 a	0618		0651			0719							0758			0816
Poole (POO) 4 d	0619		0652			0720							0759			0817
Hamworthy (HAM) d	0624		0657			0725							0804			0822
Holton Heath (HOL) d	0628		0701			0729							0808			0826
Wareham (WRM) d	0635		0707			0735							0813			0831
Wool (WOO) d	0642		0714			0742							0820			0838
Moreton (Dorset) (MTN) d	0648		0725c			0748							0826			0844
Dorchester South (DCH) d	0657		0733			0757							0834			0852
Dorchester West (DCW) d							0808									
Upwey (UPW) d	0704		0739			0804	0817						0840			0859
Weymouth (WEY) a	0709		0744			0810	0823						0846			0904

Ferry services between Lymington and Yarmouth are operated by Wightlink. www.wightlink.co.uk or call 0333 999 7333

For the complete service between London and Basingstoke see table 152, and between Reading and Basingstoke table 120

For the complete service between Romsey and Southampton, also between Fareham and Portsmouth see table 156

NOTES (see introductory pages for explanation of train operator codes and standard symbols)

- a Arrival time
- d Departure time
- u Stops to pick up only
- c Arrives 5 minutes earlier
- e Arrives 4 minutes earlier
- A From Westbury
- B From Salisbury to Salisbury
- C Also calls at Wimbledon 0543

London to Winchester, Fareham, Portsmouth, Southampton, Lymington, Yarmouth (IOW), Bournemouth and Weymouth

Mondays to Fridays from 23 September






Operator	SW	SW	SW	SW	XC	SW	SW	SW	SW	SW	SW	SW	XC	SW	SW	SW	
Days of operation/Notes 1st Class/Reservations/Bus/Ferry Catering facilities	□	☰	D	E	◇	□	□	☰	□	□	D	F	G	□	□	□	
London Waterloo (WAT)	15 d					0630						0703		0642			0735
Clapham Junction (CLJ)	10 d					0637u						0710u		0649u			
Woking (WOK)	d			0620		0657						0730		0720			0800
Farnborough (Main) (FNB)	d			0634										0734			
Fleet (FLE)	d			0639										0739			
Reading (RDG)	7 d															0752	
Basingstoke (BSK)	d			0700		0718						0750		0800	0811		0819
Micheldever (MIC)	d			0710										0810			
Winchester (WIN)	d			0719		0735						0807		0820	0827		0836
Shawford (SHW)	d					0740								0825			0841
Romsey (ROM)	d			0707								0807					
Chandlers Ford (CFR)	d			0714								0814					
Eastleigh (ESL)	3 a			0720	0728		0745					0820	0830				0845
Eastleigh (ESL)	3 d			0721	0729		0746					0821	0831				0846
Hedge End (HDE)	d				0735									0837			0851
Botley (BOE)	d				0739									0841			
Fareham (FRM)	a				0747									0849			
Portchester (PTC)	a				0753									0855			
Cosham (CSA)	a				0757									0859			
Hilsea (HLS)	a				0804									0904			
Fratton (FTN)	a				0808									0908			
Portsmouth & Southsea (PMS)	a				0812									0912			
Portsmouth Harbour (PMH)	a				0818									0918			
Southampton Airport Parkwy (SOA)	d			0726			0750					0818	0825		0835		0850
Swaythling (SWG)	d			0728									0827				0855
St Denys (SDN)	d			0731									0830				
Southampton Central (SOU)	a			0736			0757					0825	0835		0842		0857
Southampton Central (SOU)	d			0738		0756	0759					0827	0837		0845		0859
Millbrook (Hants) (MBK)	d			0741									0840				0906
Redbridge (RDB)	d			0745a									0843a				
Totton (TTN)	d						0804					0832					0911
Ashurst New Forest (ANF)	d						0809										0916
Beaulieu Road (BEU)	d						0813										
Brockenhurst (BCU)	3 a					0809	0819					0843					0912
Brockenhurst (BCU)	3 d	0759				0810	0820	0829				0844				0859	0913
Lymington Town (LYT)	d	0807						0837								0907	
Lymington Pier (LYP)	a	0809						0839								0909	
Lymington Pier (LYP)	d		0815						0900								
Yarmouth (I.O.W.) (YMH)	a		0855						0940								
Sway (SWY)	d						0825					0848					0929
New Milton (NWM)	d						0830					0853					0934
Hinton Admiral (HNA)	d						0834					0857					0938
Christchurch (CHR)	d						0840					0903					0943
Pokesdown (POK)	d						0843					0906					0947
Bournemouth (BMH)	a				0824	0847						0910			0913		0928
Bournemouth (BMH)	d						0849				0904	0912					0931
Branksome (BSM)	d						0854				0909	0917					0936
Parkstone (Dorset) (PKS)	d						0857				0912	0920					0939
Poole (POO)	4 a						0900				0916	0923					0943
Poole (POO)	4 d						0901				0917						0944
Hamworthy (HAM)	d						0906				0922						0949
Holton Heath (HOL)	d										0926						
Wareham (WRM)	d						0913				0931						0955
Wool (WOO)	d						0920				0938						1002
Moreton (Dorset) (MTN)	d						0926				0944						
Dorchester South (DCH)	d						0934				0952						1013
Dorchester West (DCW)	d																
Upwey (UPW)	d						0940				0959						
Weymouth (WEY)	a						0946				1006						1023

NOTES (see introductory pages for explanation of train operator codes and standard symbols)

- a Arrival time
- d Departure time
- u Stops to pick up only
- D To Salisbury
- E Also calls at Brookwood 0626, Winchfield 0645 and Hook 0649
- F Also calls at Surbiton 0700, Walton-On-Thames 0707, Weybridge 0711, Brookwood 0726, Winchfield 0745 and Hook 0749
- G From Birmingham New Street

London to Winchester, Fareham, Portsmouth, Southampton, Lymington, Yarmouth (IOW), Bournemouth and Weymouth

Mondays to Fridays from 23 September

Operator Days of operation/Notes 1st Class/Reservations/Bus/Ferry Catering facilities	GW H	SW □	SW □	SW □	SW □	SW D □	SW □	XC J □◇ ⚓	SW □	SW □	SW □	SW □	SW □	SW □	SW □	SW □
London Waterloo (WAT)  15 d		0805					0808		0835						0905	
Clapham Junction (CLJ) 10 d		0812u													0912u	
Woking (WOK) d							0834		0900							
Farnborough (Main) (FNB) d							0844									
Fleet (FLE) d							0850									
Reading (RDG) 7 d								0853								
Basingstoke (BSK) d		0849					0903	0911							0949	
Micheldever (MIC) d							0913									
Winchester (WIN) d		0906					0922	0927	0935				0949	1005		
Shawford (SHW) d													0954			
Romsey (ROM) d						0907										
Chandlers Ford (CFR) d						0914										
Eastleigh (ESL) 3 a						0920	0930						0959			
Eastleigh (ESL) 3 d						0921	0931						1004			
Hedge End (HDE) d							0937									
Botley (BOE) d							0941									
Fareham (FRM) a							0949									
Portchester (PTC) a							0955									
Cosham (CSA) a							0959									
Hilsea (HLS) a							1004									
Fratton (FTN) a							1008									
Portsmouth & Southsea (PMS) a							1012									
Portsmouth Harbour (PMH)  a							1018									
Southampton Airport Parkwy (SOA)  d		0914				0925		0936	0944				1008	1014		
Swaythling (SWG) d						0927										
St Denys (SDN) d						0930										
Southampton Central (SOU) a		0922				0937		0943	0951				1017	1022		
Southampton Central (SOU) d		0925				0939		0945	0952			0956		1025		
Millbrook (Hants) (MBK) d						0942										
Redbridge (RDB) d						0945a										
Totton (TTN) d												1001				
Ashurst New Forest (ANF) d												1006				
Beaulieu Road (BEU) d												1010				
Brockenhurst (BCU) 3 a		0939						0958	1006			1016		1039		
Brockenhurst (BCU) 3 d		0940	0942					0959	1007	1012	1017			1040	1042	
Lymington Town (LYT) d			0950							1020				1050		
Lymington Pier (LYP) a			0952							1022				1052		
Lymington Pier (LYP)  d						1000										1100
Yarmouth (I.O.W.) (YMH)  a						1040										1140
Sway (SWY) d												1022				
New Milton (NWM) d		0947										1027		1047		
Hinton Admiral (HNA) d												1031				
Christchurch (CHR) d		0955										1036		1055		
Pokesdown (POK) d		0959										1039		1059		
Bournemouth (BMH) a		1003						1013	1022			1044		1103		
Bournemouth (BMH) d		1006	1010									1026		1106	1110	
Branksome (BSM) d			1015									1031			1115	
Parkstone (Dorset) (PKS) d			1018									1035			1118	
Poole (POO) 4 a		1016	1022									1038		1116	1122	
Poole (POO) 4 d		1017										1039		1117		
Hamworthy (HAM) d		1022										1044		1122		
Holton Heath (HOL) d		1026												1126		
Wareham (WRM) d		1031								1051				1131		
Wool (WOO) d		1038												1138		
Moreton (Dorset) (MTN) d		1044												1144		
Dorchester South (DCH) d		1052								1108				1152		
Dorchester West (DCW) d	1018															
Upwey (UPW) d	1026	1059												1159		
Weymouth (WEY) a	1031	1104								1118				1206		

NOTES (see introductory pages for explanation of train operator codes and standard symbols)

- a Arrival time
- d Departure time
- u Stops to pick up only
- D To Salisbury
- H From Bristol Temple Meads
- J From Manchester Piccadilly

London to Winchester, Fareham, Portsmouth, Southampton, Lymington, Yarmouth (IOW), Bournemouth and Weymouth

Mondays to Fridays from 23 September






Operator	SW	SW	XC	SW	SW	SW	SW	GW	SW	SW	SW	SW	SW	XC	SW	
Days of operation/Notes	D	I	K	I	I	I	I	L	I	I	I	I	I	J	I	
1st Class/Reservations/Bus/Ferry Catering facilities	I	I	I	I	I	I	I		I	I	I	I	I	I	I	
London Waterloo (WAT)	15	d		0909		0935				1005					1009	1035
Clapham Junction (CLJ)	10	d								1012u						
Woking (WOK)		d		0934		1000									1034	1100
Farnborough (Main) (FNB)		d		0944											1044	
Fleet (FLE)		d		0950											1050	
Reading (RDG)	7	d		0952											1052	
Basingstoke (BSK)		d		1003	1011					1049					1103	1111
Micheldever (MIC)		d		1013											1113	
Winchester (WIN)		d		1022	1027	1033			1049	1105					1122	1127 1133
Shawford (SHW)		d							1054							
Romsey (ROM)		d		1007											1107	
Chandlers Ford (CFR)		d		1014											1114	
Eastleigh (ESL)	3	a		1020	1030				1059						1120	1130
Eastleigh (ESL)	3	d		1021	1031				1100						1121	1131
Hedge End (HDE)		d			1037											1137
Botley (BOE)		d			1041											1141
Fareham (FRM)		a			1049											1149
Portchester (PTC)		a			1055											1155
Cosham (CSA)		a			1059											1159
Hilsea (HLS)		a			1104											1204
Fratton (FTN)		a			1108											1208
Portsmouth & Southsea (PMS)		a			1112											1212
Portsmouth Harbour (PMH)		a			1118											1218
Southampton Airport Parkwy (SOA)	4	d		1025		1035	1042		1105	1114					1125	1136 1142
Swaythling (SWG)		d		1027											1127	
St Denys (SDN)		d		1030											1130	
Southampton Central (SOU)		a		1035		1042	1049		1112	1122					1135	1143 1149
Southampton Central (SOU)		d		1037		1045	1051		1058	1124					1137	1145 1152
Millbrook (Hants) (MBK)		d		1040											1140	
Redbridge (RDB)		d		1043a											1143a	
Totton (TTN)		d							1104							
Ashurst New Forest (ANF)		d							1108							
Beaulieu Road (BEU)		d														
Brockenhurst (BCU)	3	a				1106		1116		1138						1205
Brockenhurst (BCU)	3	d				1106	1112	1117		1139	1142					1206
Lymington Town (LYT)		d					1120				1150					
Lymington Pier (LYP)		a					1122				1152					
Lymington Pier (LYP)		d										1200				
Yarmouth (I.O.W.) (YMH)		a										1240				
Sway (SWY)		d						1122								
New Milton (NWM)		d						1127		1146						
Hinton Admiral (HNA)		d						1131								
Christchurch (CHR)		d						1136		1154						
Pokesdown (POK)		d						1139		1158						
Bournemouth (BMH)		a			1114	1122		1144		1202						1213 1221
Bournemouth (BMH)		d				1125				1206	1210					1225
Branksome (BSM)		d				1130					1215					1230
Parkstone (Dorset) (PKS)		d				1133					1218					1233
Poole (POO)	4	a				1137				1216	1222					1237
Poole (POO)	4	d				1138				1217						1238
Hamworthy (HAM)		d				1143				1222						1243
Holton Heath (HOL)		d								1226						
Wareham (WRM)		d				1150				1231						1250
Wool (WOO)		d								1238						
Moreton (Dorset) (MTN)		d								1244						
Dorchester South (DCH)		d				1207				1252						1307
Dorchester West (DCW)		d							1213							
Upwey (UPW)		d							1222	1259						
Weymouth (WEY)		a				1218			1227	1306						1317

NOTES (see introductory pages for explanation of train operator codes and standard symbols)

- a Arrival time
- d Departure time
- u Stops to pick up only
- D To Salisbury
- J From Manchester Piccadilly
- K From Nottingham
- L From Gloucester

London to Winchester, Fareham, Portsmouth, Southampton, Lymington, Yarmouth (IOW), Bournemouth and Weymouth

Mondays to Fridays from 23 September

Operator	SW	SW	SW	SW	SW	SW	SW	SW	SW	XC	SW	SW	SW	SW	GW
Days of operation/Notes 1st Class/Reservations/Bus/Ferry Catering facilities	□	□	□	□	□	□	□	□	□	J ◇ ⌘	□	□	□	□	L
London Waterloo (WAT)  15 d					1105						1109			1135	
Clapham Junction (CLJ) 10 d					1112u										
Woking (WOK) d											1134		1200		
Farnborough (Main) (FNB) d											1144				
Fleet (FLE) d											1150				
Reading (RDG) 7 d												1151			
Basingstoke (BSK) d					1149						1203	1211			
Micheldever (MIC) d											1213				
Winchester (WIN) d				1149	1205						1222	1227	1233		1253
Shawford (SHW) d				1154											1258
Romsey (ROM) d											1207				
Chandlers Ford (CFR) d											1214				
Eastleigh (ESL) 3 a				1159							1220	1230			1303
Eastleigh (ESL) 3 d				1200							1221	1231			1304
Hedge End (HDE) d												1237			
Botley (BOE) d												1241			
Fareham (FRM) a												1249			
Portchester (PTC) a												1255			
Cosham (CSA) a												1259			
Hilsea (HLS) a												1304			
Fratton (FTN) a												1308			
Portsmouth & Southsea (PMS) a												1312			
Portsmouth Harbour (PMH)  a												1318			
Southampton Airport Parkwy (SOA)  d				1204	1214						1225	1241	1244		1308
Swaythling (SWG) d											1227				
St Denys (SDN) d											1230				
Southampton Central (SOU) a				1212	1222						1235	1248	1252		1317
Southampton Central (SOU) d			1156		1224						1237	1249	1253		1256
Millbrook (Hants) (MBK) d											1240				
Redbridge (RDB) d											1243a				
Totton (TTN) d			1201												1302
Ashurst New Forest (ANF) d			1206												1306
Beaulieu Road (BEU) d			1210												
Brockenhurst (BCU) 3 a			1216		1238								1308		1316
Brockenhurst (BCU) 3 d	1212	1217			1239	1242							1308	1312	1317
Lymington Town (LYT) d	1220					1250								1320	
Lymington Pier (LYP) a	1222					1252								1322	
Lymington Pier (LYP)  d								1300							
Yarmouth (I.O.W.) (YMH)  a								1340							
Sway (SWY) d			1222												1322
New Milton (NWM) d			1227		1246										1327
Hinton Admiral (HNA) d			1231												1331
Christchurch (CHR) d			1236		1254										1336
Pokesdown (POK) d			1239		1258										1339
Bournemouth (BMH) a			1244		1302							1317	1324		1344
Bournemouth (BMH) d					1306	1310									1327
Branksome (BSM) d						1315									1332
Parkstone (Dorset) (PKS) d						1318									1335
Poole (POO) 4 a					1316	1322									1339
Poole (POO) 4 d					1317										1340
Hamworthy (HAM) d					1322										1345
Holton Heath (HOL) d					1326										
Wareham (WRM) d					1331										1352
Wool (WOO) d					1338										
Moreton (Dorset) (MTN) d					1344										
Dorchester South (DCH) d					1352									1409	
Dorchester West (DCW) d															1413
Upwey (UPW) d					1359										1422
Weymouth (WEY) a					1406										1427

NOTES (see introductory pages for explanation of train operator codes and standard symbols)

- a Arrival time
- d Departure time
- u Stops to pick up only
- D To Salisbury
- J From Manchester Piccadilly
- L From Gloucester

London to Winchester, Fareham, Portsmouth, Southampton, Lymington, Yarmouth (IOW), Bournemouth and Weymouth

Mondays to Fridays from 23 September

Operator	SW	SW	SW	SW	SW	XC	SW	SW	SW	SW	SW	SW	SW	SW	SW	SW
Days of operation/Notes 1st Class/Reservations/Bus/Ferry Catering facilities	□	□	□	☞	D	J	□	□	□	□	□	□	□	□	□	□
London Waterloo (WAT)	15	d	1205				1209		1235					1305		
Clapham Junction (CLJ)	10	d	1212u											1312u		
Woking (WOK)		d					1234		1300							
Farnborough (Main) (FNB)		d					1244									
Fleet (FLE)		d					1250									
Reading (RDG)	7	d						1251								
Basingstoke (BSK)		d	1248				1303	1311						1349		
Micheldever (MIC)		d					1313									
Winchester (WIN)		d	1305				1322	1327	1333				1349	1405		
Shawford (SHW)		d											1354			
Romsey (ROM)		d					1307									
Chandlers Ford (CFR)		d					1314									
Eastleigh (ESL)	3	a					1320	1330					1359			
Eastleigh (ESL)	3	d					1321	1331					1400			
Hedge End (HDE)		d						1337								
Botley (BOE)		d						1341								
Fareham (FRM)		a						1349								
Portchester (PTC)		a						1355								
Cosham (CSA)		a						1359								
Hilsea (HLS)		a						1404								
Fratton (FTN)		a						1408								
Portsmouth & Southsea (PMS)		a						1412								
Portsmouth Harbour (PMH)		a						1418								
Southampton Airport Parkwy (SOA)	4	d	1314				1325		1336	1343			1405	1414		
Swaythling (SWG)		d					1327									
St Denys (SDN)		d					1330									
Southampton Central (SOU)		a	1322				1335		1343	1350			1412	1422		
Southampton Central (SOU)		d	1324				1337		1345	1352			1356	1424		
Millbrook (Hants) (MBK)		d					1340									
Redbridge (RDB)		d					1343a									
Totton (TTN)		d											1401			
Ashurst New Forest (ANF)		d											1406			
Beaulieu Road (BEU)		d											1410			
Brockenhurst (BCU)	3	a	1338						1405				1416		1438	
Brockenhurst (BCU)	3	d	1339	1342					1406	1412	1417		1439	1442		
Lymington Town (LYT)		d		1350						1420				1450		
Lymington Pier (LYP)		a		1352						1422				1452		
Lymington Pier (LYP)		d			1400										1500	1500
Yarmouth (I.O.W.) (YMH)		a			1440										1540	1540
Sway (SWY)		d											1422			
New Milton (NWM)		d	1346										1427		1446	
Hinton Admiral (HNA)		d											1431			
Christchurch (CHR)		d	1354										1436		1454	
Pokesdown (POK)		d	1358										1439		1458	
Bournemouth (BMH)		a	1402					1413	1422				1444		1502	
Bournemouth (BMH)		d	1406	1410										1506	1510	
Branksome (BSM)		d		1415											1515	
Parkstone (Dorset) (PKS)		d		1418											1518	
Poole (POO)	4	a	1416	1422										1516	1522	
Poole (POO)	4	d	1417											1517		
Hamworthy (HAM)		d	1422											1522		
Holton Heath (HOL)		d	1426											1526		
Wareham (WRM)		d	1431						1450					1531		
Wool (WOO)		d	1438											1538		
Moreton (Dorset) (MTN)		d	1444											1544		
Dorchester South (DCH)		d	1452						1507					1552		
Dorchester West (DCW)		d														
Upwey (UPW)		d	1459											1559		
Weymouth (WEY)		a	1506						1518					1606		

NOTES (see introductory pages for explanation of train operator codes and standard symbols)

- a Arrival time
- d Departure time
- u Stops to pick up only
- D To Salisbury
- J From Manchester Piccadilly
- M Runs until 1 November
- N Runs from 4 November
- MFO Mondays and Fridays only

London to Winchester, Fareham, Portsmouth, Southampton, Lymington, Yarmouth (IOW), Bournemouth and Weymouth

Mondays to Fridays from 23 September






Operator	SW	SW	XC	SW	SW	SW	SW	GW	SW	SW	SW	SW	SW	XC	SW
Days of operation/Notes	D	□	J	□	□	□	□	L	□	□	□	□	□	J	□
1st Class/Reservations/Bus/Ferry	□	□	□◇	□	□	□	□		□	□	□	□	□	□◇	□
Catering facilities	□	□	☰	□	□	□	□		□	□	□	□	□	☰	□
London Waterloo (WAT)	15 d			1309						1405					1435
Clapham Junction (CLJ)	10 d									1412u					
Woking (WOK)	d			1334			1401								1500
Farnborough (Main) (FNB)	d			1344											1444
Fleet (FLE)	d			1350											1450
Reading (RDG)	7 d			1352											1450
Basingstoke (BSK)	d			1403	1411					1449				1503	1511
Micheldever (MIC)	d			1413										1513	
Winchester (WIN)	d			1422	1427	1433			1449	1505				1522	1527
Shawford (SHW)	d								1454						1532
Romsey (ROM)	d	1407												1507	
Chandlers Ford (CFR)	d	1414												1514	
Eastleigh (ESL)	3 a	1420	1430						1459					1520	1530
Eastleigh (ESL)	3 d	1421	1431						1500					1521	1531
Hedge End (HDE)	d														1537
Botley (BOE)	d														1541
Fareham (FRM)	a														1549
Portchester (PTC)	a														1555
Cosham (CSA)	a														1559
Hilsea (HLS)	a														1604
Fratton (FTN)	a														1608
Portsmouth & Southsea (PMS)	a														1612
Portsmouth Harbour (PMH)	a														1618
Southampton Airport Parkwy (SOA)	4 d	1425		1435	1442				1505	1514				1525	1541
Swaythling (SWG)	d	1427												1527	
St Denys (SDN)	d	1430												1530	
Southampton Central (SOU)	a	1435		1442	1449				1515	1522				1536	1549
Southampton Central (SOU)	d	1437		1445	1451		1456			1524				1537	1551
Millbrook (Hants) (MBK)	d	1440												1540	
Redbridge (RDB)	d	1443a												1543a	
Totton (TTN)	d								1501						
Ashurst New Forest (ANF)	d								1506						
Beaulieu Road (BEU)	d														
Brockenhurst (BCU)	3 a				1504		1516			1538					1604
Brockenhurst (BCU)	3 d				1505	1512	1517			1539	1542				1605
Lymington Town (LYT)	d						1520				1550				
Lymington Pier (LYP)	a						1522				1552				
Lymington Pier (LYP)	d											1600			
Yarmouth (I.O.W.) (YMH)	a											1640			
Sway (SWY)	d						1522								
New Milton (NWM)	d						1527			1546					
Hinton Admiral (HNA)	d						1531								
Christchurch (CHR)	d						1536			1554					
Pokesdown (POK)	d						1539			1558					
Bournemouth (BMH)	a			1513	1521		1544			1602					1621
Bournemouth (BMH)	d				1525					1606	1610				1625
Branksome (BSM)	d				1530						1615				1630
Parkstone (Dorset) (PKS)	d				1533						1618				1633
Poole (POO)	4 a				1537					1616	1622				1636
Poole (POO)	4 d				1538					1617					1637
Hamworthy (HAM)	d				1543					1622					1642
Holton Heath (HOL)	d									1626					
Wareham (WRM)	d				1550					1631					1649
Wool (WOO)	d									1638					1657
Moreton (Dorset) (MTN)	d									1644					
Dorchester South (DCH)	d				1607					1652					1708
Dorchester West (DCW)	d								1613						
Upwey (UPW)	d								1622	1659					
Weymouth (WEY)	a				1618				1627	1706					1720

NOTES (see introductory pages for explanation of train operator codes and standard symbols)

- a Arrival time
- d Departure time
- u Stops to pick up only
- D To Salisbury
- J From Manchester Piccadilly
- L From Gloucester

London to Winchester, Fareham, Portsmouth, Southampton, Lymington, Yarmouth (IOW), Bournemouth and Weymouth

Mondays to Fridays from 23 September

Operator	SW	SW	SW	SW	SW	SW	SW	SW	SW	SW	SW	SW	XC	SW	SW	SW	SW
Days of operation/Notes 1st Class/Reservations/Bus/Ferry Catering facilities	□	□	□	□	□	□	□	□	□	□	□	□	J □◇ ⚓	□	□	□	□
London Waterloo (WAT)  15 d					1505									1509			1535
Clapham Junction (CLJ) 10 d					1512u												
Woking (WOK) d														1534			1600
Farnborough (Main) (FNB) d														1544			
Fleet (FLE) d														1550			
Reading (RDG) 7 d															1552		
Basingstoke (BSK) d					1549									1603	1613		
Micheldever (MIC) d														1613			
Winchester (WIN) d				1549	1605									1622	1628	1633	
Shawford (SHW) d				1554													
Romsey (ROM) d														1607			
Chandlers Ford (CFR) d														1614			
Eastleigh (ESL) 3 a				1559										1620	1630		
Eastleigh (ESL) 3 d				1600										1621	1631		
Hedge End (HDE) d															1637		
Botley (BOE) d															1641		
Fareham (FRM) a															1649		
Portchester (PTC) a															1655		
Cosham (CSA) a															1659		
Hilsea (HLS) a															1704		
Fratton (FTN) a															1708		
Portsmouth & Southsea (PMS) a															1712		
Portsmouth Harbour (PMH)  a															1718		
Southampton Airport Parkwy (SOA)  d				1605	1614									1625		1637	1642
Swaythling (SWG) d														1627			
St Denys (SDN) d														1630			
Southampton Central (SOU) a				1614	1621									1635		1645	1649
Southampton Central (SOU) d																	
Millbrook (Hants) (MBK) d																	
Redbridge (RDB) d																	
Totton (TTN) d				1601										1634			
Ashurst New Forest (ANF) d				1606										1639			
Beaulieu Road (BEU) d				1610													
Brockenhurst (BCU) 3 a				1616	1639												1710
Brockenhurst (BCU) 3 d	1612	1626		1640	1644									1647		1711	1714
Lymington Town (LYT) d	1620				1652												1722
Lymington Pier (LYP) a	1622				1654												1724
Lymington Pier (LYP)  d																	
Yarmouth (I.O.W.) (YMH)  a																	
Sway (SWY) d				1631										1652			
New Milton (NWM) d				1636										1657			
Hinton Admiral (HNA) d				1640										1701			
Christchurch (CHR) d				1645										1706			
Pokesdown (POK) d				1648										1709			
Bournemouth (BMH) a				1653	1701									1713		1721	1726
Bournemouth (BMH) d					1702									1715			1746
Branksome (BSM) d					1708												1751
Parkstone (Dorset) (PKS) d					1711												1754
Poole (POO) 4 a					1716									1725			1758
Poole (POO) 4 d					1717												
Hamworthy (HAM) d					1722												
Holton Heath (HOL) d					1726												
Wareham (WRM) d					1730												1752
Wool (WOO) d					1738												1758
Moreton (Dorset) (MTN) d					1744												
Dorchester South (DCH) d					1752												1809
Dorchester West (DCW) d																	
Upwey (UPW) d					1758												
Weymouth (WEY) a					1804												1820

NOTES (see introductory pages for explanation of train operator codes and standard symbols)

- a Arrival time
- d Departure time
- u Stops to pick up only
- D To Salisbury
- J From Manchester Piccadilly
- M Runs until 1 November
- N Runs from 4 November
- MFO Mondays and Fridays only

London to Winchester, Fareham, Portsmouth, Southampton, Lymington, Yarmouth (IOW), Bournemouth and Weymouth

Mondays to Fridays from 23 September

Operator Days of operation/Notes 1st Class/Reservations/Bus/Ferry Catering facilities	SW	SW P	GW L	SW	SW	SW	SW	SW	SW D	SW	XC J	SW	SW	SW	SW	SW TWX M
	□	□		□	□	□		□		□	□◇ ⚡	□	□	□	□	
London Waterloo (WAT)	15 d	1512		1605						1609		1635				
Clapham Junction (CLJ)	10 d	1519u		1612u												
Woking (WOK)	d	1549								1634		1659u				
Farnborough (Main) (FNB)	d	1603								1644						
Fleet (FLE)	d	1608								1650						
Reading (RDG)	7 d										1652					
Basingstoke (BSK)	d	1629		1648						1703	1711	1719				
Micheldever (MIC)	d									1713						
Winchester (WIN)	d	1639	1645	1705						1722	1727	1735				
Shawford (SHW)	d	1644														
Romsey (ROM)	d								1707							
Chandlers Ford (CFR)	d								1714							
Eastleigh (ESL)	3 a	1649	1653						1720	1730						
Eastleigh (ESL)	3 d	1650	1654						1721	1731						
Hedge End (HDE)	d		1701							1737						
Botley (BOE)	d		1705							1741						
Fareham (FRM)	a		1718							1749						
Portchester (PTC)	a		1724							1755						
Cosham (CSA)	a		1728							1759						
Hilsea (HLS)	a									1804						
Fratton (FTN)	a		1738							1808						
Portsmouth & Southsea (PMS)	a		1742							1812						
Portsmouth Harbour (PMH)	a		1747							1820						
Southampton Airport Parkwy (SOA)	← d	1654		1714					1725		1736	1744				
Swaythling (SWG)	d	1657							1727							
St Denys (SDN)	d	1700							1730							
Southampton Central (SOU)	a	1705		1721				←	1735		1743	1751			←	
Southampton Central (SOU)	d	1713		1725 1728					1728	1737	1745	1755 1758				1758
Millbrook (Hants) (MBK)	d								1740							
Redbridge (RDB)	d	1717							1743a							
Totton (TTN)	d	1720							1733							1804
Ashurst New Forest (ANF)	d								1738							1808
Beaulieu Road (BEU)	d															1813
Brockenhurst (BCU)	3 a	1731		1738					1746			1809				1819
Brockenhurst (BCU)	3 d	1731		1739		1744			1746			1810		1814		1819
Lymington Town (LYT)	d					1752								1822		
Lymington Pier (LYP)	a					1754								1824		
Lymington Pier (LYP)	d						1800									1900
Yarmouth (I.O.W.) (YMH)	a						1840									1940
Sway (SWY)	d								1751							1824
New Milton (NWM)	d	1738							1756							1829
Hinton Admiral (HNA)	d								1800							1833
Christchurch (CHR)	d	1745							1806							1839
Pokesdown (POK)	d								1809							1842
Bournemouth (BMH)	a	1752		1755					1813		1817	1825				1846
Bournemouth (BMH)	d			1757					1815			1827				
Branksome (BSM)	d			1802					1820			1832				
Parkstone (Dorset) (PKS)	d			1805					1823			1835				
Poole (POO)	4 a			1809					1826			1838				
Poole (POO)	4 d			1810								1839				
Hamworthy (HAM)	d			1815								1844				
Holton Heath (HOL)	d			1819												
Wareham (WRM)	d			1824								1851				
Wool (WOO)	d			1831								1858				
Moreton (Dorset) (MTN)	d			1842c												
Dorchester South (DCH)	d			1850								1909				
Dorchester West (DCW)	d			1814												
Upwey (UPW)	d			1822	1856											
Weymouth (WEY)	a			1827	1905							1921				

NOTES (see introductory pages for explanation of train operator codes and standard symbols)

- a Arrival time
- d Departure time
- u Stops to pick up only
- c Arrives 5 minutes earlier
- D To Salisbury
- J From Manchester Piccadilly
- L From Gloucester
- M Runs until 1 November
- P Also calls at Surbiton 1530, Walton-On-Thames 1537, Weybridge 1541, Brookwood 1555, Winchfield 1614 and Hook 1618
- TWX Not Tuesdays and Wednesdays

London to Winchester, Fareham, Portsmouth, Southampton, Lymington, Yarmouth (IOW), Bournemouth and Weymouth

Mondays to Fridays from 23 September

Operator Days of operation/Notes 1st Class/Reservations/Bus/Ferry Catering facilities	SW	SW	SW	SW	SW	SW	SW	XC	SW	SW	SW	SW	SW	GW	SW	SW		
	MFO N	Q	□	□	□	D	□	J	□	□	□	□	R	L	□	□		
London Waterloo (WAT)	15 d	1612	1705				1709		1735				1720			1805		
Clapham Junction (CLJ)	10 d	1619u																
Woking (WOK)	d	1652					1734						1745					
Farnborough (Main) (FNB)	d	1705					1744						1758					
Fleet (FLE)	d	1710					1750						1804					
Reading (RDG)	7 d							1752										
Basingstoke (BSK)	d	1730	1746				1803	1811	1817				1824			1846		
Micheldever (MIC)	d						1813						1834					
Winchester (WIN)	d	1750	1803				1822	1827	1833				1844			1903		
Shawford (SHW)	d	1754					1827						1848					
Romsey (ROM)	d						1807											
Chandlers Ford (CFR)	d						1814											
Eastleigh (ESL)	3 a	1800					1820	1833					1854					
Eastleigh (ESL)	3 d	1801					1821	1834					1855					
Hedge End (HDE)	d							1840										
Botley (BOE)	d							1844										
Fareham (FRM)	a							1852										
Portchester (PTC)	a							1858										
Cosham (CSA)	a							1902										
Hilsea (HLS)	a							1908										
Fratton (FTN)	a							1912										
Portsmouth & Southsea (PMS)	a							1915										
Portsmouth Harbour (PMH)	a							1921										
Southampton Airport Parkwy (SOA)	4 d	1805	1812				1825		1835	1842			1859			1911		
Swaythling (SWG)	d	1808					1827						1902					
St Denys (SDN)	d	1811					1830						1905					
Southampton Central (SOU)	a	1818	1819				1835		1842	1849			1916			1918		
Southampton Central (SOU)	d		1822	1825			1840		1845	1853	1856					1922	1925	
Millbrook (Hants) (MBK)	d						1842											
Redbridge (RDB)	d						1846a											
Totton (TTN)	d			1831						1901							1930	
Ashurst New Forest (ANF)	d			1835						1906							1935	
Beaulieu Road (BEU)	d																	
Brockenhurst (BCU)	3 a			1843				1858		1914							1943	
Brockenhurst (BCU)	3 d			1844	1848			1859		1915	1918						1944	
Lymington Town (LYT)	d				1856						1926							
Lymington Pier (LYP)	a				1858						1928							
Lymington Pier (LYP)	d	1900										2000						
Yarmouth (I.O.W.) (YMH)	a	1940										2040						
Sway (SWY)	d			1848						1919							1948	
New Milton (NWM)	d			1853						1924							1953	
Hinton Admiral (HNA)	d			1857						1928							1957	
Christchurch (CHR)	d			1903						1934							2003	
Pokesdown (POK)	d			1906						1938							2007	
Bournemouth (BMH)	a		1850	1910				1913	1921	1942						1950	2011	
Bournemouth (BMH)	d			1852	1912					1923	1943						1951	2012
Branksome (BSM)	d			1857	1917					1928	1948						1956	2017
Parkstone (Dorset) (PKS)	d			1900	1920					1931	1951						1959	2020
Poole (POO)	4 a			1903	1924					1934	1955						2003	2025
Poole (POO)	4 d			1904						1935							2004	
Hamworthy (HAM)	d			1909						1940							2009	
Holton Heath (HOL)	d			1913													2013	
Wareham (WRM)	d			1918						1947							2018	
Wool (WOO)	d			1925						1955							2025	
Moreton (Dorset) (MTN)	d			1936c													2031	
Dorchester South (DCH)	d			1944						2006							2039	
Dorchester West (DCW)	d																2027	
Upwey (UPW)	d			1950													2036	2046
Weymouth (WEY)	a			1958						2019							2041	2053

NOTES (see introductory pages for explanation of train operator codes and standard symbols)

- a Arrival time
- d Departure time
- u Stops to pick up only
- c Arrives 5 minutes earlier
- D To Salisbury
- J From Manchester Piccadilly
- L From Gloucester
- N Runs from 4 November
- Q Also calls at Surbiton 1630, Walton-On-Thames 1637, Weybridge 1641, Brookwood 1657, Winchfield 1716 and Hook 1720
- R Also calls at Brookwood 1751, Winchfield 1809 and Hook 1814
- MFO Mondays and Fridays only

London to Winchester, Fareham, Portsmouth, Southampton, Lymington, Yarmouth (IOW), Bournemouth and Weymouth

Mondays to Fridays from 23 September

Operator	SW	SW D	SW	XC J	SW	SW	SW	SW MFO	SW	SW	SW	SW	SW D	SW	XC J	SW
Days of operation/Notes 1st Class/Reservations/Bus/Ferry Catering facilities	□	□	□	□◇ ⚓	□	□	□	⚓	□	□	□	□	□	□	□◇ ⚓	□
London Waterloo (WAT)	15 d		1807		1835					1905				1909		1935
Clapham Junction (CLJ)	10 d		1814u							1912u						
Woking (WOK)	d		1834											1934		2000
Farnborough (Main) (FNB)	d		1845											1944		
Fleet (FLE)	d		1850											1949		
Reading (RDG)	7 d			1852											1950	
Basingstoke (BSK)	d		1903	1912	1917					1948				2002	2011	
Micheldever (MIC)	d		1913											2012		
Winchester (WIN)	d		1923	1927	1934				1949	2005				2022	2027	2033
Shawford (SHW)	d		1928						1954					2027		
Romsey (ROM)	d	1907											2007			
Chandlers Ford (CFR)	d	1914											2014			
Eastleigh (ESL)	3 a	1920	1933						1959				2020	2033		
Eastleigh (ESL)	3 d	1921	1934						2000				2021	2034		
Hedge End (HDE)	d		1940											2040		
Botley (BOE)	d		1944											2044		
Fareham (FRM)	a		1952											2052		
Portchester (PTC)	a		1958											2058		
Cosham (CSA)	a		2002											2103		
Hilsea (HLS)	a		2008											2108		
Fratton (FTN)	a		2012											2112		
Portsmouth & Southsea (PMS)	a		2015											2115		
Portsmouth Harbour (PMH)	⚓ a		2021											2119		
Southampton Airport Parkwy (SOA)	↔ d	1925		1936	1943				2004	2014			2025		2036	2042
Swaythling (SWG)	d	1927							2007				2027			
St Denys (SDN)	d	1930							2010				2030			
Southampton Central (SOU)	a	1935		1944	1950				2015	2021			2035		2043	2049
Southampton Central (SOU)	d	1937		1947	1954	1956				2025	2028		2037		2045	2051
Millbrook (Hants) (MBK)	d	1940											2040			
Redbridge (RDB)	d	1943a											2043a			
Totton (TTN)	d				2002							2033				
Ashurst New Forest (ANF)	d				2007							2038				
Beaulieu Road (BEU)	d															
Brockenhurst (BCU)	3 a				2015				2039	2046						2104
Brockenhurst (BCU)	3 d	1948			2015	2018			2040	2046	2048					2105
Lymington Town (LYT)	d	1956				2026					2056					
Lymington Pier (LYP)	a	1958				2028					2058					
Lymington Pier (LYP)	⚓ d							2100								
Yarmouth (I.O.W.) (YMH)	⚓ a							2140								
Sway (SWY)	d				2020						2051					
New Milton (NWM)	d				2025						2056					
Hinton Admiral (HNA)	d				2029						2100					
Christchurch (CHR)	d				2035						2105					
Pokesdown (POK)	d				2038						2108					
Bournemouth (BMH)	a			2015	2022	2042					2055	2112			2115	2121
Bournemouth (BMH)	d				2023	2044					2059	2114				2124
Branksome (BSM)	d				2028	2049					2104	2119				2129
Parkstone (Dorset) (PKS)	d				2031	2052					2107	2122				2132
Poole (POO)	4 a				2035	2057					2110	2126				2136
Poole (POO)	4 d				2036						2111					2137
Hamworthy (HAM)	d				2041						2116					2142
Holton Heath (HOL)	d															
Wareham (WRM)	d				2047						2123					2149
Wool (WOO)	d				2055						2131					2156
Moreton (Dorset) (MTN)	d										2137					2202
Dorchester South (DCH)	d				2106						2145					2210
Dorchester West (DCW)	d															
Upwey (UPW)	d										2151					2217
Weymouth (WEY)	a				2117						2201					2222

NOTES (see introductory pages for explanation of train operator codes and standard symbols)

- a Arrival time
- d Departure time
- u Stops to pick up only
- D To Salisbury
- J From Manchester Piccadilly
- MFO Mondays and Fridays only

London to Winchester, Fareham, Portsmouth, Southampton, Lymington, Yarmouth (IOW), Bournemouth and Weymouth

Mondays to Fridays from 23 September

Operator	SW	SW	SW	SW	SW	SW	SW	XC	GW	SW	SW	SW	GW	SW	GW	SW
Days of operation/Notes	1	1	1	1	1	D	1	J	H	1	1	1	S	1	T	D
1st Class/Reservations/Bus/Ferry Catering facilities	1	1	1	1	1	1	1	1	1	1	1	1	1	1	1	1
London Waterloo (WAT)	15	d			2005			2009			2035					2105
Clapham Junction (CLJ)	10	d			2012u											2112u
Woking (WOK)		d						2034			2100					
Farnborough (Main) (FNB)		d						2044								
Fleet (FLE)		d						2050								
Reading (RDG)	7	d						2049								
Basingstoke (BSK)		d			2049			2103	2112							2149
Micheldever (MIC)		d						2113								
Winchester (WIN)		d		2049	2105			2122	2127		2133					2205
Shawford (SHW)		d		2054				2127								
Romsey (ROM)		d					2107									2155
Chandlers Ford (CFR)		d					2114									2214
Eastleigh (ESL)	3	a		2059			2120	2133								2219
Eastleigh (ESL)	3	d		2103			2121	2133				2209				2224
Hedge End (HDE)		d						2140								2222
Botley (BOE)		d						2144								
Fareham (FRM)		a						2151								
Portchester (PTC)		a						2157								
Cosham (CSA)		a						2202								
Hilsea (HLS)		a						2209								
Fratton (FTN)		a						2213								
Portsmouth & Southsea (PMS)		a						2217								
Portsmouth Harbour (PMH)		a						2221								
Southampton Airport Parkwy (SOA)		d		2107	2114		2125		2137		2142		2213	2217		2226
Swaythling (SWG)		d					2127									2228
St Denys (SDN)		d		2113			2130									2231
Southampton Central (SOU)		a		2118	2121		2135		2144		2150		2221	2225		2236
Southampton Central (SOU)		d	2056		2125		2137		2146		2152	2156		2222	2226	2238
Millbrook (Hants) (MBK)		d					2140									2240
Redbridge (RDB)		d					2143a									2244a
Totton (TTN)		d	2101		2130							2201				2232
Ashurst New Forest (ANF)		d	2106									2206				2237
Beaulieu Road (BEU)		d										2210				
Brockenhurst (BCU)	3	a	2116		2141					2205	2216					2245
Brockenhurst (BCU)	3	d	2117	2118	2142	2148				2206	2217	2218				2246
Lymington Town (LYT)		d		2126		2156						2226				
Lymington Pier (LYP)		a		2128		2158						2228				
Lymington Pier (LYP)		d														
Yarmouth (I.O.W.) (YMH)		a														
Sway (SWY)		d	2122		2146							2222				2250
New Milton (NWM)		d	2127		2151							2227				2255
Hinton Admiral (HNA)		d	2131		2155							2231				2259
Christchurch (CHR)		d	2136		2201							2236				2305
Pokesdown (POK)		d	2139		2205							2239				2309
Bournemouth (BMH)		a	2143		2209			2215		2221	2244					2313
Bournemouth (BMH)		d										2225				
Branksome (BSM)		d										2230				
Parkstone (Dorset) (PKS)		d										2233				
Poole (POO)	4	a										2237				
Poole (POO)	4	d										2238				
Hamworthy (HAM)		d										2243				
Holton Heath (HOL)		d														
Wareham (WRM)		d										2250				
Wool (WOO)		d										2257				
Moreton (Dorset) (MTN)		d										2303				
Dorchester South (DCH)		d										2311				
Dorchester West (DCW)		d								2255						
Upwey (UPW)		d								2303	2318					
Weymouth (WEY)		a								2308	2323					

NOTES (see introductory pages for explanation of train operator codes and standard symbols)

- a Arrival time
- d Departure time
- u Stops to pick up only
- D To Salisbury
- H From Bristol Temple Meads
- J From Manchester Piccadilly
- S From Portsmouth Harbour to Bristol Temple Meads
- T From Cardiff Central to Portsmouth Harbour

London to Winchester, Fareham, Portsmouth, Southampton, Lymington, Yarmouth (IOW), Bournemouth and Weymouth

Mondays to Fridays from 23 September

Operator	GW	SW	XC	SW	SW	SW	SW	SN	SW	XC	SW	SW	SW	SW	SW
Days of operation/Notes 1st Class/Reservations/Bus/Ferry Catering facilities	T	□	J □◇ ⚓	□	□	□	D □	U	□	J □◇ ⚓	□	□	□	□	SM V □
London Waterloo (WAT)	15 d	2109		2135		2205			2208		2235	2305	2335		0105
Clapham Junction (CLJ)	10 d					2212u			2215u			2312u	2344u		0115
Woking (WOK)	d	2134		2200					2235		2300	2333	0004		0142
Farnborough (Main) (FNB)	d	2144							2245				0015		0151s
Fleet (FLE)	d	2150							2251				0020		0157s
Reading (RDG)	7 d		2152							2249					
Basingstoke (BSK)	d	2203	2211			2250			2304	2311			2353	0035	0209s
Micheldever (MIC)	d	2213							2314				0003		
Winchester (WIN)	d	2222	2227	2234		2306			2323	2327	2333	0012	0051		0226s
Shawford (SHW)	d	2227							2328			0017			
Romsey (ROM)	d						2311								
Chandlers Ford (CFR)	d						2318								
Eastleigh (ESL)	3 a	2234					2324		2339			0022	0059		0235s
Eastleigh (ESL)	3 d	2224	2225				2324	2330	2339			0023	0100		
Hedge End (HDE)	d	2230	2241						2346						
Botley (BOE)	d	2234	2245						2350						
Fareham (FRM)	a	2241	2253					2344	2357						
Portchester (PTC)	a		2259						0004						
Cosham (CSA)	a		2303					2352	0008						
Hilsea (HLS)	a		2309						0013						
Fratton (FTN)	a	2256	2313						0017						
Portsmouth & Southsea (PMS)	a	2259	2317						0021						
Portsmouth Harbour (PMH)	a	2304	2322						0025						
Southampton Airport Parkwy (SOA)	d		2235	2243		2315	2328			2335	2342	0028	0105		0239s
Swaythling (SWG)	d						2331								
St Denys (SDN)	d						2334					0032s			0244s
Southampton Central (SOU)	a		2244	2250		2322	2340			2345	2349	0037	0112		0249
Southampton Central (SOU)	d		2245	2252		2324	2342				2353		0113		
Millbrook (Hants) (MBK)	d						2344								
Redbridge (RDB)	d						2348a								
Totton (TTN)	d					2329							0119s		
Ashurst New Forest (ANF)	d					2334									
Beaulieu Road (BEU)	d														
Brockenhurst (BCU)	3 a			2305		2342					0006		0130s		
Brockenhurst (BCU)	3 d			2306	2316	2343					0007				
Lymington Town (LYT)	d														
Lymington Pier (LYP)	a														
Lymington Pier (LYP)	d														
Yarmouth (I.O.W.) (YMH)	a														
Sway (SWY)	d				2321	2347									
New Milton (NWM)	d				2326	2352							0137s		
Hinton Admiral (HNA)	d				2330	2356									
Christchurch (CHR)	d				2335	0002							0144s		
Pokesdown (POK)	d				2338	0006							0148s		
Bournemouth (BMH)	a		2316	2321	2342	0010					0023		0152		
Bournemouth (BMH)	d			2325	2344						0024				
Branksome (BSM)	d			2330	2349						0029				
Parkstone (Dorset) (PKS)	d			2333	2352						0032				
Poole (POO)	4 a			2337	2355						0036				
Poole (POO)	4 d			2338											
Hamworthy (HAM)	d			2343											
Holton Heath (HOL)	d														
Wareham (WRM)	d			2350											
Wool (WOO)	d			2357											
Moreton (Dorset) (MTN)	d			0004											
Dorchester South (DCH)	d			0012											
Dorchester West (DCW)	d														
Upwey (UPW)	d			0016											
Weymouth (WEY)	a			0024											

NOTES (see introductory pages for explanation of train operator codes and standard symbols)

- a Arrival time
- d Departure time
- s Stops to set down only
- u Stops to pick up only
- D To Salisbury
- J From Manchester Piccadilly
- T From Cardiff Central to Portsmouth Harbour
- U From Southampton Central to Littlehampton
- V Also calls at Vauxhall 0109, Wimbledon 0120 and Surbiton 0128
- SM Saturday mornings

London to Winchester, Fareham, Portsmouth, Southampton, Lymington, Yarmouth (IOW), Bournemouth and Weymouth

Saturdays until 21 September

Operator Days of operation/Notes 1st Class/Reservations/Bus/Ferry	SW	SW	SW	SW	SW	SW	SW	SW	SW	GW	SW	SW	SW	SW	SW	SW	SW	SW	
	□	□	□	□	□	□	□	A □	□	B	□	□	C □	□	□	□	D □	E □	□
London Waterloo (WAT) ⇐ 15 d													0530						
Clapham Junction (CLJ) 10 d													0537u						
Woking (WOK) d													0603						0620
Farnborough (Main) (FNB) d																			0634
Fleet (FLE) d																			0639
Reading (RDG) 7 d																			
Basingstoke (BSK) d	0510												0623						0700
Micheldever (MIC) d													0633						0710
Winchester (WIN) d	0526												0642						0719
Shawford (SHW) d																			0724
Romsey (ROM) d								0558											0707
Chandlers Ford (CFR) d								0606											0714
Eastleigh (ESL) 3 a	0535							0612					0650						0720
Eastleigh (ESL) 3 d	0536							0613	0625				0628	0651					0721
Hedge End (HDE) d													0634						0736
Botley (BOE) d													0638						0740
Fareham (FRM) a													0647						0748
Portchester (PTC) a													0653						0754
Cosham (CSA) a													0657						0759
Hilsea (HLS) a													0702						0804
Fratton (FTN) a													0706						0808
Portsmouth & Southsea (PMS) a													0710						0812
Portsmouth Harbour (PMH) a													0715						0818
Southampton Airport Parkwy (SOA) ⇐ d	0540							0617	0629				0655						0725
Swaythling (SWG) d								0619											0727
St Denys (SDN) d	0544							0622											0730
Southampton Central (SOU) a	0549							0631	0638				0702						0735
Southampton Central (SOU) d						0620		0633					0705	0721					0737
Millbrook (Hants) (MBK) d								0636											0740
Redbridge (RDB) d								0639a											0743a
Totton (TTN) d						0625							0710	0726					
Ashurst New Forest (ANF) d						0630								0731					
Beaulieu Road (BEU) d																			
Brockenhurst (BCU) 3 a						0638							0721	0739					
Brockenhurst (BCU) 3 d			0612	0615	0639	0642				0712			0722	0740	0742				0812
Lymington Town (LYT) d			0620			0650				0720					0750				0820
Lymington Pier (LYP) a			0622			0652				0722					0752				0822
Lymington Pier (LYP) d																0815			
Yarmouth (I.O.W.) (YMH) a																0855			
Sway (SWY) d			0620	0643									0726	0744					
New Milton (NWM) d			0625	0648									0731	0749					
Hinton Admiral (HNA) d			0629	0652									0735	0753					
Christchurch (CHR) d			0634	0657									0740	0758					
Pokesdown (POK) d			0637	0701									0744	0802					
Bournemouth (BMH) a			0641	0706									0748	0806					
Bournemouth (BMH) d		0611		0644	0711								0749	0811					
Branksome (BSM) d		0616		0649	0716								0754	0816					
Parkstone (Dorset) (PKS) d		0619		0652	0719								0757	0819					
Poole (POO) 4 a		0623		0655	0723								0801	0823					
Poole (POO) 4 d		0624		0657	0724								0802	0824					
Hamworthy (HAM) d		0629		0702	0729								0807	0829					
Holton Heath (HOL) d		0633		0706	0733									0833					
Wareham (WRM) d		0638		0711	0738								0813	0838					
Wool (WOO) d		0644		0717	0744								0820	0844					
Moreton (Dorset) (MTN) d		0650		0723	0750								0826	0850					
Dorchester South (DCH) d		0658		0731	0758								0834	0858					
Dorchester West (DCW) d									0813										
Upwey (UPW) d		0705		0738	0805				0822				0841	0905					
Weymouth (WEY) a		0709		0742	0809				0827				0845	0909					

NOTES (see introductory pages for explanation of train operator codes and standard symbols)

- a Arrival time
- d Departure time
- u Stops to pick up only
- A From Salisbury to Salisbury
- B From Westbury
- C Also calls at Wimbledon 0543 and Surbiton 0551
- D To Salisbury
- E Also calls at Brookwood 0626, Winchfield 0645 and Hook 0649

London to Winchester, Fareham, Portsmouth, Southampton, Lymington, Yarmouth (IOW), Bournemouth and Weymouth

Saturdays until 21 September

Operator	SW	SW	SW	SW	SW	SW	XC	SW	SW	SW	GW	SW	SW	SW	SW	SW	SW
Days of operation/Notes 1st Class/Reservations/Bus/Ferry Catering facilities	□	□	□	□	D	F	G	□	□	□	H	□	□	□	□	D	□
London Waterloo (WAT)	15 d	0630				0642			0735					0805			0809
Clapham Junction (CLJ)	10 d	0637u				0649u								0812u			
Woking (WOK)	d	0657				0719			0800								0834
Farnborough (Main) (FNB)	d					0733											0844
Fleet (FLE)	d					0738											0850
Reading (RDG)	7 d						0753										
Basingstoke (BSK)	d	0718				0800	0814		0821					0849			0903
Micheldever (MIC)	d					0810											0913
Winchester (WIN)	d	0734				0819	0831		0838			0850		0905			0922
Shawford (SHW)	d					0824						0855					
Romsey (ROM)	d					0807											0907
Chandlers Ford (CFR)	d					0814											0914
Eastleigh (ESL)	3 a	0742				0820	0830		0847			0900					0920
Eastleigh (ESL)	3 d	0743				0821	0831		0847			0901					0921
Hedge End (HDE)	d						0837										0937
Botley (BOE)	d						0841										0941
Fareham (FRM)	a						0849										0949
Portchester (PTC)	a						0855										0955
Cosham (CSA)	a						0859										0959
Hilsea (HLS)	a						0904										1004
Fratton (FTN)	a						0908										1008
Portsmouth & Southsea (PMS)	a						0913										1013
Portsmouth Harbour (PMH)	a						0918										1018
Southampton Airport Parkwy (SOA)	4 d	0748				0825	0840		0851			0905	0914				0925
Swaythling (SWG)	d					0827											0927
St Denys (SDN)	d					0830											0930
Southampton Central (SOU)	a	0756				0836	0847		0858			0912	0922				0936
Southampton Central (SOU)	d	0800	0817			0837	0849		0900	0903				0924			0937
Millbrook (Hants) (MBK)	d					0840											0940
Redbridge (RDB)	d					0843a											0943a
Totton (TTN)	d	0805	0822								0908						
Ashurst New Forest (ANF)	d		0827								0913						
Beaulieu Road (BEU)	d		0831														
Brockenhurst (BCU)	3 a	0816	0837						0913	0921				0937			
Brockenhurst (BCU)	3 d	0817	0838	0842				0912	0914	0922				0938	0942		
Lymington Town (LYT)	d			0850				0920							0950		
Lymington Pier (LYP)	a			0852				0922							0952		
Lymington Pier (LYP)	d				0900											1000	
Yarmouth (I.O.W.) (YMH)	a				0940											1040	
Sway (SWY)	d	0821	0842								0926						
New Milton (NWM)	d	0826	0847								0931			0945			
Hinton Admiral (HNA)	d	0830	0851								0935						
Christchurch (CHR)	d	0835	0856								0940			0952			
Pokesdown (POK)	d	0839	0900								0944			0956			
Bournemouth (BMH)	a	0843	0905				0917		0928	0952				1000			
Bournemouth (BMH)	d	0844	0909						0933					1004	1008		
Branksome (BSM)	d	0849	0914						0938						1013		
Parkstone (Dorset) (PKS)	d	0852	0917						0941						1016		
Poole (POO)	4 a	0856	0921						0945					1013	1020		
Poole (POO)	4 d	0857	0922						0946					1014			
Hamworthy (HAM)	d	0902	0927						0951					1019			
Holton Heath (HOL)	d		0931											1023			
Wareham (WRM)	d	0909	0935						0958					1028			
Wool (WOO)	d	0915	0942											1035			
Moreton (Dorset) (MTN)	d	0921	0948											1041			
Dorchester South (DCH)	d	0929	0956						1014					1051c			
Dorchester West (DCW)	d										1018						
Upwey (UPW)	d	0936	1002								1027			1058			
Weymouth (WEY)	a	0940	1007						1023		1032			1102			

NOTES (see introductory pages for explanation of train operator codes and standard symbols)

- a Arrival time
- d Departure time
- u Stops to pick up only
- c Arrives 3 minutes earlier
- D To Salisbury
- F Also calls at Surbiton 0700, Walton-On-Thames 0707, Weybridge 0711, Brookwood 0725, Winchfield 0744 and Hook 0748
- G From Birmingham New Street
- H From Cheltenham Spa

London to Winchester, Fareham, Portsmouth, Southampton, Lymington, Yarmouth (IOW), Bournemouth and Weymouth

Saturdays until 21 September

Operator	XC J	XC K	GW L	SW	SW	GW M	SW	SW	SW	SW	SW	SW	SW	SW	XC N	XC P	SW	SW
Days of operation/Notes 1st Class/Reservations/Bus/Ferry Catering facilities	◇	◇		□	□		□	□	□	□	□	□	□	□	◇	◇	□	□
London Waterloo (WAT)	16	d		0835						0905				0909			0935	
Clapham Junction (CLJ)	10	d								0912u								
Woking (WOK)		d		0900										0934			1000	
Farnborough (Main) (FNB)		d												0944				
Fleet (FLE)		d												0950				
Reading (RDG)	7	d	0852	0852											0952	0952		
Basingstoke (BSK)		d		0911						0949				1003		1012		
Micheldever (MIC)		d												1013				
Winchester (WIN)		d	0926s	0927	0933			0949	1005					1022	1026s	1027	1033	
Shawford (SHW)		d						0954										
Romsey (ROM)		d												1007				
Chandlers Ford (CFR)		d												1014				
Eastleigh (ESL)	3	a						0959						1020	1030			
Eastleigh (ESL)	3	d						1000						1021	1031			
Hedge End (HDE)		d													1037			
Botley (BOE)		d													1041			
Fareham (FRM)		a													1049			
Portchester (PTC)		a													1055			
Cosham (CSA)		a													1059			
Hilsea (HLS)		a													1104			
Fratton (FTN)		a													1108			
Portsmouth & Southsea (PMS)		a													1113			
Portsmouth Harbour (PMH)		a													1118			
Southampton Airport Parkwy (SOA)		d	0936	0936	0942			1005	1014					1025		1036	1036	1042
Swaythling (SWG)		d												1027				
St Denys (SDN)		d												1030				
Southampton Central (SOU)		a	0943	0943	0949			1012	1022					1036		1043	1043	1050
Southampton Central (SOU)		d	0945	0945	0951		0956		1024					1037		1045	1045	1051
Millbrook (Hants) (MBK)		d												1040				
Redbridge (RDB)		d												1043a				
Totton (TTN)		d					1001											
Ashurst New Forest (ANF)		d					1006											
Beaulieu Road (BEU)		d					1010											
Brockenhurst (BCU)	3	a	0958	0958	1004		1016		1037									1105
Brockenhurst (BCU)	3	d	0959	0959	1005	1012	1017		1038	1042								1106
Lymington Town (LYT)		d				1020				1050								1120
Lymington Pier (LYP)		a				1022				1052								1122
Lymington Pier (LYP)		d											1100					
Yarmouth (I.O.W.) (YMH)		a											1140					
Sway (SWY)		d					1022											
New Milton (NWM)		d					1027		1045									
Hinton Admiral (HNA)		d					1031											
Christchurch (CHR)		d					1036		1052									
Pokesdown (POK)		d					1039		1056									
Bournemouth (BMH)		a	1013	1013	1020		1044		1100							1113	1113	1120
Bournemouth (BMH)		d			1024				1104	1108								1124
Branksome (BSM)		d			1029					1113								1129
Parkstone (Dorset) (PKS)		d			1032					1116								1132
Poole (POO)	4	a			1036					1113	1120							1136
Poole (POO)	4	d			1037					1114								1137
Hamworthy (HAM)		d			1042					1119								1142
Holton Heath (HOL)		d								1123								
Wareham (WRM)		d			1049					1128								1149
Wool (WOO)		d								1135								
Moreton (Dorset) (MTN)		d								1141								
Dorchester South (DCH)		d								1149								1205
Dorchester West (DCW)		d		1056			1121											
Upwey (UPW)		d					1130			1155								
Weymouth (WEY)		a		1108	1113		1135			1200								1213

NOTES (see introductory pages for explanation of train operator codes and standard symbols)

- a Arrival time
- d Departure time
- s Stops to set down only
- u Stops to pick up only
- D To Salisbury
- J Runs until 7 September. From Manchester Piccadilly
- K Runs from 14 September. From Manchester Piccadilly
- L Runs until 7 September. From Swindon
- M Runs until 7 September. From Gloucester
- N Runs until 7 September. From Nottingham
- P Runs from 14 September. From Nottingham

London to Winchester, Fareham, Portsmouth, Southampton, Lymington, Yarmouth (IOW), Bournemouth and Weymouth

Saturdays until 21 September

Operator Days of operation/Notes 1st Class/Reservations/Bus/Ferry Catering facilities	GW	SW	SW	SW	SW	SW	SW	SW	SW	SW	XC	SW	SW	SW	SW	SW	SW	SW	SW
	Q	□	□	□	□	□	☒	D	□	□	R □◇ ☒	□	□	□	□	□	□	□	☒
London Waterloo (WAT)	15	d			1005				1009			1035						1105	
Clapham Junction (CLJ)	10	d			1012u													1112u	
Woking (WOK)		d							1034			1100							
Farnborough (Main) (FNB)		d							1044										
Fleet (FLE)		d							1050										
Reading (RDG)	7	d									1052								
Basingstoke (BSK)		d			1048				1103		1111							1148	
Micheldever (MIC)		d							1113										
Winchester (WIN)		d		1049	1105				1122		1127	1133					1149	1205	
Shawford (SHW)		d		1054													1154		
Romsey (ROM)		d							1107										
Chandlers Ford (CFR)		d							1114										
Eastleigh (ESL)	3	a		1059					1120	1130							1159		
Eastleigh (ESL)	3	d		1100					1121	1131							1200		
Hedge End (HDE)		d								1137									
Botley (BOE)		d								1141									
Fareham (FRM)		a								1149									
Portchester (PTC)		a								1155									
Cosham (CSA)		a								1159									
Hilsea (HLS)		a								1204									
Fratton (FTN)		a								1208									
Portsmouth & Southsea (PMS)		a								1213									
Portsmouth Harbour (PMH)		a								1218									
Southampton Airport Parkwy (SOA)		d		1105	1114				1125		1136	1142					1205	1214	
Swaythling (SWG)		d							1127										
St Denys (SDN)		d							1130										
Southampton Central (SOU)		a		1112	1122				1136		1143	1149					1212	1222	
Southampton Central (SOU)		d		1056	1124				1137		1145	1151					1156	1224	
Millbrook (Hants) (MBK)		d							1140										
Redbridge (RDB)		d							1143a										
Totton (TTN)		d		1101													1201		
Ashurst New Forest (ANF)		d		1106													1206		
Beaulieu Road (BEU)		d															1210		
Brockenhurst (BCU)	3	a		1116	1137							1205					1216	1237	
Brockenhurst (BCU)	3	d		1117	1138	1142						1206	1212	1217			1238	1242	
Lymington Town (LYT)		d				1150							1220					1250	
Lymington Pier (LYP)		a				1152							1222					1252	
Lymington Pier (LYP)		d						1200											1300
Yarmouth (I.O.W.) (YMH)		a						1240											1340
Sway (SWY)		d		1122													1222		
New Milton (NWM)		d		1127	1145												1227	1245	
Hinton Admiral (HNA)		d		1131													1231		
Christchurch (CHR)		d		1136	1152												1236	1252	
Pokesdown (POK)		d		1139	1156												1239	1256	
Bournemouth (BMH)		a		1144	1200						1213	1220					1244	1300	
Bournemouth (BMH)		d			1204	1208						1224						1304	1308
Branksome (BSM)		d				1213						1229							1313
Parkstone (Dorset) (PKS)		d				1216						1232							1316
Poole (POO)	4	a			1213	1220						1236						1313	1320
Poole (POO)	4	d			1214							1237							1314
Hamworthy (HAM)		d			1219							1242							1319
Holton Heath (HOL)		d			1223														1323
Wareham (WRM)		d			1228							1249							1328
Wool (WOO)		d			1235														1335
Moreton (Dorset) (MTN)		d			1241														1341
Dorchester South (DCH)		d			1249							1305							1349
Dorchester West (DCW)		d	1213																
Upwey (UPW)		d	1222			1255													1355
Weymouth (WEY)		a	1227			1300							1313						1400

NOTES (see introductory pages for explanation of train operator codes and standard symbols)

- a Arrival time
- d Departure time
- u Stops to pick up only
- D To Salisbury
- Q From Gloucester
- R From Manchester Piccadilly

London to Winchester, Fareham, Portsmouth, Southampton, Lymington, Yarmouth (IOW), Bournemouth and Weymouth

Saturdays until 21 September

Operator	SW	SW	XC	XC	SW	SW	GW	SW	SW	SW	SW	SW	SW	SW	SW	XC	SW	SW
Days of operation/Notes 1st Class/Reservations/Bus/Ferry Catering facilities	D	□	J □◇ ⚓	K □◇ ⚓	□	□	Q	□	□	□	□	□	□	□	□	R □◇ ⚓	□	□
London Waterloo (WAT)	15	d			1109						1205				1209		1235	
Clapham Junction (CLJ)	10	d									1212u							
Woking (WOK)		d			1134			1200							1234		1304	
Farnborough (Main) (FNB)		d			1144										1244			
Fleet (FLE)		d			1150										1250			
Reading (RDG)	7	d		1152	1152											1252		
Basingstoke (BSK)		d			1203						1248				1303	1311		
Micheldever (MIC)		d			1213										1313			
Winchester (WIN)		d			1222	1226s	1228	1233			1249	1305			1322	1327	1336	
Shawford (SHW)		d									1254							
Romsey (ROM)		d			1207										1307			
Chandlers Ford (CFR)		d			1214										1314			
Eastleigh (ESL)	3	a			1220	1230					1259				1320	1330		
Eastleigh (ESL)	3	d			1221	1231					1300				1321	1331		
Hedge End (HDE)		d				1237										1337		
Botley (BOE)		d				1241										1341		
Fareham (FRM)		a				1249										1349		
Portchester (PTC)		a				1255										1355		
Cosham (CSA)		a				1259										1359		
Hilsea (HLS)		a				1304										1404		
Fratton (FTN)		a				1308										1408		
Portsmouth & Southsea (PMS)		a				1313										1413		
Portsmouth Harbour (PMH)		a				1318										1418		
Southampton Airport Parkwy (SOA)	4	d			1225		1236	1236	1242			1305	1314		1325		1336	1345
Swaythling (SWG)		d			1227										1327			
St Denys (SDN)		d			1231										1330			
Southampton Central (SOU)		a			1236		1244	1244	1249			1312	1322		1336		1343	1352
Southampton Central (SOU)		d			1238		1246	1246	1251			1256	1324		1337		1345	1353
Millbrook (Hants) (MBK)		d			1240										1340			
Redbridge (RDB)		d			1244a										1343a			
Totton (TTN)		d									1301							
Ashurst New Forest (ANF)		d									1306							
Beaulieu Road (BEU)		d																
Brockenhurst (BCU)	3	a						1304			1316		1337					1407
Brockenhurst (BCU)	3	d						1305	1312		1317		1338	1342				1408
Lymington Town (LYT)		d							1320					1350				1420
Lymington Pier (LYP)		a							1322					1352				1422
Lymington Pier (LYP)		d												1400				
Yarmouth (I.O.W.) (YMH)		a												1440				
Sway (SWY)		d								1322								
New Milton (NWM)		d								1327			1345					
Hinton Admiral (HNA)		d								1331								
Christchurch (CHR)		d								1336			1352					
Pokesdown (POK)		d								1339			1356					
Bournemouth (BMH)		a								1344			1400				1413	1422
Bournemouth (BMH)		d										1404	1408					1426
Branksome (BSM)		d											1413					1431
Parkstone (Dorset) (PKS)		d											1416					1434
Poole (POO)	4	a											1413	1420				1437
Poole (POO)	4	d											1414					1438
Hamworthy (HAM)		d											1419					1443
Holton Heath (HOL)		d											1423					
Wareham (WRM)		d						1349					1428					1450
Wool (WOO)		d											1435					
Moreton (Dorset) (MTN)		d											1441					
Dorchester South (DCH)		d						1405					1449					1506
Dorchester West (DCW)		d								1413								
Upwey (UPW)		d								1422			1455					
Weymouth (WEY)		a						1413		1427			1500					1515

NOTES (see introductory pages for explanation of train operator codes and standard symbols)

- a Arrival time
- d Departure time
- s Stops to set down only
- u Stops to pick up only
- D To Salisbury
- J Runs until 7 September. From Manchester Piccadilly
- K Runs from 14 September. From Manchester Piccadilly
- Q From Gloucester
- R From Manchester Piccadilly

London to Winchester, Fareham, Portsmouth, Southampton, Lymington, Yarmouth (IOW), Bournemouth and Weymouth

Saturdays until 21 September

Operator	SW	SW	SW	SW	SW	SW	SW	SW	XC	XC	SW	SW	GW	SW	SW	SW	SW	SW
Days of operation/Notes 1st Class/Reservations/Bus/Ferry Catering facilities	□	□	□	□	□	□	□	□	J ◇	K ◇	□	□	Q	□	□	□	□	□
London Waterloo (WAT)	15 d			1305				1309			1335							1405
Clapham Junction (CLJ)	10 d			1312u														1412u
Woking (WOK)	d							1334			1400							
Farnborough (Main) (FNB)	d							1344										
Fleet (FLE)	d							1350										
Reading (RDG)	7 d								1352	1352								
Basingstoke (BSK)	d			1349				1403		1411								1449
Micheldever (MIC)	d							1413										
Winchester (WIN)	d		1349	1405				1422	1426s	1427	1433					1449	1505	
Shawford (SHW)	d		1354													1454		
Romsey (ROM)	d							1407										
Chandlers Ford (CFR)	d							1414										
Eastleigh (ESL)	3 a		1359					1420	1430								1459	
Eastleigh (ESL)	3 d		1400					1421	1431								1500	
Hedge End (HDE)	d								1437									
Botley (BOE)	d								1441									
Fareham (FRM)	a								1449									
Portchester (PTC)	a								1455									
Cosham (CSA)	a								1459									
Hilsea (HLS)	a								1504									
Fratton (FTN)	a								1508									
Portsmouth & Southsea (PMS)	a								1513									
Portsmouth Harbour (PMH)	⚓ a								1518									
Southampton Airport Parkwy (SOA)	↔ d		1405	1414				1425	1436	1436	1442					1505	1514	
Swaythling (SWG)	d							1427										
St Denys (SDN)	d							1430										
Southampton Central (SOU)	a		1412	1422				1435	1443	1443	1449					1512	1522	
Southampton Central (SOU)	d	1356		1424				1437	1445	1445	1451			1456				1524
Millbrook (Hants) (MBK)	d							1440										
Redbridge (RDB)	d							1443a										
Totton (TTN)	d	1401												1501				
Ashurst New Forest (ANF)	d	1406												1506				
Beaulieu Road (BEU)	d	1410																
Brockenhurst (BCU)	3 a	1416		1437							1505			1516				1537
Brockenhurst (BCU)	3 d	1417		1438	1442						1506	1512		1517				1538
Lymington Town (LYT)	d				1450							1520						1550
Lymington Pier (LYP)	a				1452							1522						1552
Lymington Pier (LYP)	⚓ d					1500												
Yarmouth (I.O.W.) (YMH)	⚓ a					1540												
Sway (SWY)	d	1422												1522				
New Milton (NWM)	d	1427		1445										1527				1545
Hinton Admiral (HNA)	d	1431												1531				
Christchurch (CHR)	d	1436		1452										1536				1552
Pokesdown (POK)	d	1439		1456										1539				1556
Bournemouth (BMH)	a	1444		1500					1513	1513	1520			1544				1600
Bournemouth (BMH)	d			1504	1508							1524						1604
Branksome (BSM)	d				1513							1529						1613
Parkstone (Dorset) (PKS)	d				1516							1532						1616
Poole (POO)	4 a			1513	1520							1536						1613
Poole (POO)	4 d			1514								1537						1614
Hamworthy (HAM)	d			1519								1542						1619
Holton Heath (HOL)	d			1523														1623
Wareham (WRM)	d			1528							1549							1628
Wool (WOO)	d			1535														1635
Moreton (Dorset) (MTN)	d			1541														1641
Dorchester South (DCH)	d			1549							1605							1649
Dorchester West (DCW)	d													1613				
Upwey (UPW)	d			1555										1622				1656
Weymouth (WEY)	a			1600							1613			1627				1700

NOTES (see introductory pages for explanation of train operator codes and standard symbols)

- a Arrival time
- d Departure time
- s Stops to set down only
- u Stops to pick up only
- D To Salisbury
- J Runs until 7 September. From Manchester Piccadilly
- K Runs from 14 September. From Manchester Piccadilly
- Q From Gloucester

London to Winchester, Fareham, Portsmouth, Southampton, Lymington, Yarmouth (IOW), Bournemouth and Weymouth

Saturdays until 21 September

Operator Days of operation/Notes 1st Class/Reservations/Bus/Ferry Catering facilities	SW	SW	SW	XC	SW	SW	SW	SW	SW	SW	SW	SW	SW	SW	XC	XC	SW	SW	
		D	□	R □◇ ⚓	□	□	□	□	□	□	□		D	□	J □◇ ⚓	K □◇ ⚓	□	□	
London Waterloo (WAT)	15	d			1409										1505				1535
Clapham Junction (CLJ)	10	d													1512u				
Woking (WOK)		d			1434				1500										1600
Farnborough (Main) (FNB)		d			1444										1544				
Fleet (FLE)		d			1450										1550				
Reading (RDG)	7	d				1452												1552	1552
Basingstoke (BSK)		d			1503	1511									1549			1603	1611
Micheldever (MIC)		d			1513													1613	
Winchester (WIN)		d			1522	1527	1533				1549	1605						1622	1626s
Shawford (SHW)		d									1554								1627
Romsey (ROM)		d																1607	
Chandlers Ford (CFR)		d			1507													1614	
Eastleigh (ESL)	3	a			1520	1530						1559						1620	1630
Eastleigh (ESL)	3	d			1521	1531						1600						1621	1631
Hedge End (HDE)		d				1537													1637
Botley (BOE)		d				1541													1641
Fareham (FRM)		a				1549													1649
Portchester (PTC)		a				1555													1655
Cosham (CSA)		a				1559													1659
Hilsea (HLS)		a				1604													1704
Fratton (FTN)		a				1608													1708
Portsmouth & Southsea (PMS)		a				1613													1713
Portsmouth Harbour (PMH)		a				1618													1718
Southampton Airport Parkwy (SOA)		d			1525		1535	1542				1605	1614					1625	1636
Swaythling (SWG)		d			1527													1627	1636
St Denys (SDN)		d			1530													1630	1643
Southampton Central (SOU)		a			1536		1542	1549				1612	1622					1636	1643
Southampton Central (SOU)		d			1537		1545	1551		1556								1637	1645
Millbrook (Hants) (MBK)		d			1540													1640	1645
Redbridge (RDB)		d			1543a													1643a	1645
Totton (TTN)		d									1601								
Ashurst New Forest (ANF)		d									1606								
Beaulieu Road (BEU)		d									1610								
Brockenhurst (BCU)	3	a					1605				1616			1637					1704
Brockenhurst (BCU)	3	d					1606	1612	1617					1638	1642				1705
Lymington Town (LYT)		d													1650				1720
Lymington Pier (LYP)		a													1652				1722
Lymington Pier (LYP)		d	1600											1700					
Yarmouth (I.O.W.) (YMH)		a	1640											1740					
Sway (SWY)		d									1622								
New Milton (NWM)		d									1627				1645				
Hinton Admiral (HNA)		d									1631								
Christchurch (CHR)		d									1636				1652				
Pokesdown (POK)		d									1639				1656				
Bournemouth (BMH)		a				1613	1620				1644				1700				1715
Bournemouth (BMH)		d																	1715
Branksome (BSM)		d					1624								1704	1708			1724
Parkstone (Dorset) (PKS)		d					1629									1713			1729
Poole (POO)	4	a					1632									1716			1732
Poole (POO)	4	d					1636								1713	1720			1736
Poole (POO)	4	d					1637								1714				1737
Hamworthy (HAM)		d					1642								1719				1742
Holton Heath (HOL)		d													1723				
Wareham (WRM)		d					1649								1728				1749
Wool (WOO)		d													1735				
Moreton (Dorset) (MTN)		d													1741				
Dorchester South (DCH)		d					1705								1749				1807
Dorchester West (DCW)		d																	
Upwey (UPW)		d													1755				
Weymouth (WEY)		a					1713								1800				1816

NOTES (see introductory pages for explanation of train operator codes and standard symbols)

- a Arrival time
- d Departure time
- s Stops to set down only
- u Stops to pick up only
- D To Salisbury
- J Runs until 7 September. From Manchester Piccadilly
- K Runs from 14 September. From Manchester Piccadilly
- R From Manchester Piccadilly

London to Winchester, Fareham, Portsmouth, Southampton, Lymington, Yarmouth (IOW), Bournemouth and Weymouth

Saturdays until 21 September

Operator	GW	SW	SW	SW	SW	SW	SW	SW	SW	SW	XC	XC	SW	SW	GW	SW	SW	SW	SW
Days of operation/Notes 1st Class/Reservations/Bus/Ferry Catering facilities	Q	□	□	□	□	□	□	□	□	□	J □◇ ⌘	K □◇ ⌘	□	□	Q	□	□	□	□
London Waterloo (WAT)	15	d			1605					1609			1635						1705
Clapham Junction (CLJ)	10	d			1612u														1712u
Woking (WOK)		d								1634			1700						
Farnborough (Main) (FNB)		d								1644									
Fleet (FLE)		d								1650									
Reading (RDG)	7	d									1652	1652							
Basingstoke (BSK)		d			1649					1703		1711							1749
Micheldever (MIC)		d								1713									
Winchester (WIN)		d		1649	1705					1722	1726s	1727	1733					1749	1805
Shawford (SHW)		d		1654														1754	
Romsey (ROM)		d							1707										
Chandlers Ford (CFR)		d							1714										
Eastleigh (ESL)	3	a		1659					1720	1730								1759	
Eastleigh (ESL)	3	d		1700					1721	1731								1800	
Hedge End (HDE)		d								1737									
Botley (BOE)		d								1741									
Fareham (FRM)		a								1749									
Portchester (PTC)		a								1755									
Cosham (CSA)		a								1759									
Hilsea (HLS)		a								1804									
Fratton (FTN)		a								1808									
Portsmouth & Southsea (PMS)		a								1813									
Portsmouth Harbour (PMH)		a								1818									
Southampton Airport Parkwy (SOA)		d		1705	1714				1725		1735	1735	1742					1805	1814
Swaythling (SWG)		d							1727										
St Denys (SDN)		d							1730										
Southampton Central (SOU)		a		1712	1722				1736		1742	1742	1749					1812	1822
Southampton Central (SOU)		d		1656	1724				1737		1745	1745	1751					1756	1823
Millbrook (Hants) (MBK)		d							1740										
Redbridge (RDB)		d							1744a										
Totton (TTN)		d		1701														1801	
Ashurst New Forest (ANF)		d		1706														1806	
Beaulieu Road (BEU)		d																1810	
Brockenhurst (BCU)	3	a		1716	1737								1804					1816	1837
Brockenhurst (BCU)	3	d		1717	1738	1742							1805	1812				1817	1838
Lymington Town (LYT)		d				1750								1820					
Lymington Pier (LYP)		a				1752								1822					
Lymington Pier (LYP)		d					1800												
Yarmouth (I.O.W.) (YMH)		a					1840												
Sway (SWY)		d		1722														1822	
New Milton (NWM)		d		1727	1745													1827	1845
Hinton Admiral (HNA)		d		1731														1831	
Christchurch (CHR)		d		1736	1752													1836	1852
Pokesdown (POK)		d		1739	1756													1839	1856
Bournemouth (BMH)		a		1744	1800						1813	1813	1820					1844	1900
Bournemouth (BMH)		d			1804	1808							1824						1904
Branksome (BSM)		d				1813							1829						1913
Parkstone (Dorset) (PKS)		d				1816							1832						1916
Poole (POO)	4	a			1813	1820							1836						1913
Poole (POO)	4	d			1814								1837						1914
Hamworthy (HAM)		d			1819								1842						1919
Holton Heath (HOL)		d			1823														1923
Wareham (WRM)		d			1828								1849						1928
Wool (WOO)		d			1835														1935
Moreton (Dorset) (MTN)		d			1841														1941
Dorchester South (DCH)		d			1849								1905						1949
Dorchester West (DCW)		d	1813													1923			
Upwey (UPW)		d	1822		1855											1932			1955
Weymouth (WEY)		a	1827		1900								1913			1937			2000

NOTES (see introductory pages for explanation of train operator codes and standard symbols)

- a Arrival time
- d Departure time
- s Stops to set down only
- u Stops to pick up only
- D To Salisbury
- J Runs until 7 September. From Manchester Piccadilly
- K Runs from 14 September. From Manchester Piccadilly
- Q From Gloucester

London to Winchester, Fareham, Portsmouth, Southampton, Lymington, Yarmouth (IOW), Bournemouth and Weymouth

Saturdays until 21 September

Operator	SW	SW	SW	SW	XC	XC	SW	SW	GW	SW	SW	SW	SW	SW	SW	SW	SW	XC
Days of operation/Notes 1st Class/Reservations/Bus/Ferry Catering facilities	□	☞	D	□	J	K	□	□	Q	□	□	□	□	□	☞	D	□	J
					⚡	⚡												⚡
London Waterloo (WAT)	☞	15	d				1709											1809
Clapham Junction (CLJ)	10	d																
Woking (WOK)		d					1734											1834
Farnborough (Main) (FNB)		d					1744											1844
Fleet (FLE)		d					1750											1850
Reading (RDG)	7	d																1852
Basingstoke (BSK)		d					1803											1903
Micheldever (MIC)		d					1813											1913
Winchester (WIN)		d					1822	1826s	1827	1833			1849	1905				1922
Shawford (SHW)		d											1854					1926s
Romsey (ROM)		d																1907
Chandlers Ford (CFR)		d					1814											1914
Eastleigh (ESL)	3	a					1820	1830					1859					1920
Eastleigh (ESL)	3	d					1821	1831					1900					1921
Hedge End (HDE)		d						1837										1931
Botley (BOE)		d						1841										1941
Fareham (FRM)		a						1849										1949
Portchester (PTC)		a						1855										1955
Cosham (CSA)		a						1859										1959
Hilsea (HLS)		a						1904										2004
Fratton (FTN)		a						1908										2008
Portsmouth & Southsea (PMS)		a						1913										2013
Portsmouth Harbour (PMH)	☞	a						1918										2018
Southampton Airport Parkwy (SOA)	←	d					1825						1905	1914				1925
Swaythling (SWG)		d					1827											1927
St Denys (SDN)		d					1830											1930
Southampton Central (SOU)		a					1836						1912	1921				1935
Southampton Central (SOU)		d					1837						1856	1924				1937
Millbrook (Hants) (MBK)		d					1840											1940
Redbridge (RDB)		d					1843a											1943a
Totton (TTN)		d											1901					
Ashurst New Forest (ANF)		d											1906					
Beaulieu Road (BEU)		d																
Brockenhurst (BCU)	3	a								1905			1916	1937				1958
Brockenhurst (BCU)	3	d					1842			1906	1912		1917	1938	1942			1959
Lymington Town (LYT)		d					1850				1920				1950			
Lymington Pier (LYP)		a					1852				1922				1952			
Lymington Pier (LYP)	☞	d														2000		
Yarmouth (I.O.W.) (YMH)	☞	a														2040		
Sway (SWY)		d											1922					
New Milton (NWM)		d											1927					
Hinton Admiral (HNA)		d											1931		1945			
Christchurch (CHR)		d											1936		1952			
Pokesdown (POK)		d											1939		1956			
Bournemouth (BMH)		a											1944		2000			2013
Bournemouth (BMH)		d																
Branksome (BSM)		d																
Parkstone (Dorset) (PKS)		d																
Poole (POO)	4	a																
Poole (POO)	4	d																
Hamworthy (HAM)		d																
Holton Heath (HOL)		d																
Wareham (WRM)		d																
Wool (WOO)		d																
Moreton (Dorset) (MTN)		d																
Dorchester South (DCH)		d																
Dorchester West (DCW)		d																
Upwey (UPW)		d																
Weymouth (WEY)		a																

NOTES (see introductory pages for explanation of train operator codes and standard symbols)

- a Arrival time
- d Departure time
- s Stops to set down only
- u Stops to pick up only
- D To Salisbury
- J Runs until 7 September. From Manchester Piccadilly
- K Runs from 14 September. From Manchester Piccadilly
- Q From Gloucester

London to Winchester, Fareham, Portsmouth, Southampton, Lymington, Yarmouth (IOW), Bournemouth and Weymouth

Saturdays until 21 September

Operator	XC	SW	SW	SW	SW	SW	SW	SW	SW	SW	SW	XC	SW	SW	SW	SW	SW	SW
Days of operation/Notes	K	1	1	1	1	1	1	1	1	1	D	R	1	1	1	1	1	1
1st Class/Reservations/Bus/Ferry	1	1	1	1	1	1	1	1	1	1	1	1	1	1	1	1	1	1
Catering facilities	1	1	1	1	1	1	1	1	1	1	1	1	1	1	1	1	1	1
London Waterloo (WAT)	15	d	1835					1905					1909					2005
Clapham Junction (CLJ)	10	d						1912u										2012u
Woking (WOK)		d	1900										1934		2000			
Farnborough (Main) (FNB)		d											1944					
Fleet (FLE)		d											1950					
Reading (RDG)	7	d	1852												1951			
Basingstoke (BSK)		d	1911					1949					2003	2011				2049
Micheldever (MIC)		d											2013					
Winchester (WIN)		d	1927	1933			1949	2006					2022	2027	2033			2049
Shawford (SHW)		d					1954											2105
Romsey (ROM)		d											2007					
Chandlers Ford (CFR)		d											2014					
Eastleigh (ESL)	3	a					1959						2020	2030				2100
Eastleigh (ESL)	3	d					2000						2021	2031				2100
Hedge End (HDE)		d												2037				
Botley (BOE)		d												2041				
Fareham (FRM)		a												2049				
Portchester (PTC)		a												2055				
Cosham (CSA)		a												2059				
Hilsea (HLS)		a												2104				
Fratton (FTN)		a												2108				
Portsmouth & Southsea (PMS)		a												2113				
Portsmouth Harbour (PMH)		a												2118				
Southampton Airport Parkwy (SOA)	1	d	1935	1942			2005	2014					2025		2035	2042		2105
Swaythling (SWG)		d											2027					2114
St Denys (SDN)		d											2030					
Southampton Central (SOU)		a	1942	1949			2012	2022					2036		2042	2049		2112
Southampton Central (SOU)		d	1945	1951		1956		2024					2037		2045	2051		2056
Millbrook (Hants) (MBK)		d											2040					2124
Redbridge (RDB)		d											2043a					
Totton (TTN)		d				2001												2101
Ashurst New Forest (ANF)		d				2006												2106
Beaulieu Road (BEU)		d				2010												2129
Brockenhurst (BCU)	3	a	1958	2004		2016		2037							2104		2116	2142
Brockenhurst (BCU)	3	d	1959	2005	2012	2017		2038	2042						2105	2112	2117	2143
Lymington Town (LYT)		d			2020				2050							2120		2156
Lymington Pier (LYP)		a			2022				2052							2122		2158
Lymington Pier (LYP)		d								2100								
Yarmouth (I.O.W.) (YMH)		a								2140								
Sway (SWY)		d				2022												2122
New Milton (NWM)		d				2027		2045										2127
Hinton Admiral (HNA)		d				2031												2131
Christchurch (CHR)		d				2036		2052										2136
Pokesdown (POK)		d				2039		2056										2139
Bournemouth (BMH)		a	2013	2020		2044		2100						2113	2120		2144	2210
Bournemouth (BMH)		d		2024				2104	2108									2212
Branksome (BSM)		d		2029					2113									2217
Parkstone (Dorset) (PKS)		d		2032					2116									2221
Poole (POO)	4	a		2036				2113	2120									2226
Poole (POO)	4	d		2037				2114										2226
Hamworthy (HAM)		d		2042				2119										2226
Holton Heath (HOL)		d																2226
Wareham (WRM)		d		2049				2126										2226
Wool (WOO)		d						2133										2226
Moreton (Dorset) (MTN)		d						2143e										2226
Dorchester South (DCH)		d		2105				2151										2226
Dorchester West (DCW)		d																2226
Upwey (UPW)		d						2158										2226
Weymouth (WEY)		a		2113				2202										2226

NOTES (see introductory pages for explanation of train operator codes and standard symbols)

- a Arrival time
- d Departure time
- u Stops to pick up only
- e Arrives 4 minutes earlier
- D To Salisbury
- K Runs from 14 September. From Manchester Piccadilly
- R From Manchester Piccadilly

London to Winchester, Fareham, Portsmouth, Southampton, Lymington, Yarmouth (IOW), Bournemouth and Weymouth

Saturdays until 21 September

Operator	SW D	SW	XC R	GW S	SW	SW	SW	GW T	SW	SW D	SW	XC R	SW	SW	SW D	SW	XC R	SW
Days of operation/Notes 1st Class/Reservations/Bus/Ferry Catering facilities	□	□	□◇ ⚓	□	□	□	□	□	□	□	□	□◇ ⚓	□	□	□	□	□◇ ⚓	□
London Waterloo (WAT)	15 d	2009			2035				2105		2109		2135	2205		2209		2235
Clapham Junction (CLJ)	10 d								2112u				2212u					
Woking (WOK)	d	2034			2101						2134		2200			2234		2300
Farnborough (Main) (FNB)	d	2044									2144					2244		
Fleet (FLE)	d	2050									2150					2250		
Reading (RDG)	7 d		2052									2152						2252
Basingstoke (BSK)	d	2103	2111						2148		2203	2211		2250		2303	2311	
Micheldever (MIC)	d	2113									2213					2313		
Winchester (WIN)	d	2122	2127		2133		2149		2205		2222	2227	2233	2307		2322	2327	2333
Shawford (SHW)	d						2154									2327		
Romsey (ROM)	d	2107													2311			
Chandlers Ford (CFR)	d	2114									2214				2318			
Eastleigh (ESL)	3 a	2120	2130				2159				2220	2230			2324	2333		
Eastleigh (ESL)	3 d	2121	2131				2200	2205			2221	2231			2324	2334		
Hedge End (HDE)	d	2137										2237				2340		
Botley (BOE)	d	2141										2241				2344		
Fareham (FRM)	a	2149										2249				2352		
Portchester (PTC)	a	2155										2255				2358		
Cosham (CSA)	a	2159										2259				0002		
Hilsea (HLS)	a	2204										2304				0008		
Fratton (FTN)	a	2208										2308				0012		
Portsmouth & Southsea (PMS)	a	2213										2312				0015		
Portsmouth Harbour (PMH)	a	2218										2316				0019		
Southampton Airport Parkwy (SOA)	d	2125		2136		2142		2205	2209	2214	2225		2236	2242	2315	2328		2335
Swaythling (SWG)	d	2127									2227					2331		
St Denys (SDN)	d	2130									2230					2335		
Southampton Central (SOU)	a	2136		2144		2149		2212	2218	2225	2235		2243	2251	2322	2340		2342
Southampton Central (SOU)	d	2137		2145		2151				2229	2237		2245	2252	2324	2342		
Millbrook (Hants) (MBK)	d	2140									2240					2344		
Redbridge (RDB)	d	2143a									2243a					2348a		
Totton (TTN)	d									2234					2329			
Ashurst New Forest (ANF)	d									2239					2334			
Beaulieu Road (BEU)	d																	
Brockenhurst (BCU)	3 a				2206					2247			2306	2342				0004
Brockenhurst (BCU)	3 d				2207	2218				2248			2307	2343				0005
Lymington Town (LYT)	d					2226												
Lymington Pier (LYP)	a					2228												
Lymington Pier (LYP)	d																	
Yarmouth (I.O.W.) (YMH)	a																	
Sway (SWY)	d									2253					2347			
New Milton (NWM)	d									2258					2352			0012s
Hinton Admiral (HNA)	d									2302					2356			
Christchurch (CHR)	d									2307					0002			0019s
Pokesdown (POK)	d									2311					0005			0023s
Bournemouth (BMH)	a		2215		2221					2315			2318	2324	0009			0027
Bournemouth (BMH)	d				2226					2317				2327	0011			0029
Branksome (BSM)	d				2231					2322				2332	0016			0034
Parkstone (Dorset) (PKS)	d				2234					2326				2335	0019			0037
Poole (POO)	4 a				2237					2330				2339	0023			0041
Poole (POO)	4 d				2238									2340				
Hamworthy (HAM)	d				2243									2345				
Holton Heath (HOL)	d																	
Wareham (WRM)	d				2250									2351				
Wool (WOO)	d				2257									2358				
Moreton (Dorset) (MTN)	d				2303									0004				
Dorchester South (DCH)	d				2311									0012				
Dorchester West (DCW)	d				2251													
Upwey (UPW)	d				2300	2317								0018				
Weymouth (WEY)	a				2305	2322								0023				

NOTES (see introductory pages for explanation of train operator codes and standard symbols)

- a Arrival time
- d Departure time
- s Stops to set down only
- u Stops to pick up only
- D To Salisbury
- R From Manchester Piccadilly
- S From Bristol Temple Meads
- T To Westbury

London to Winchester, Fareham, Portsmouth, Southampton, Lymington, Yarmouth (IOW), Bournemouth and Weymouth

Saturdays until 21 September

Operator	SW	SW	SW	SW	SW	
Days of operation/Notes	SUM	SUM	SUM	SUM	SUM	
1st Class/Reservations/Bus/Ferry	U	V	U	V	V	
London Waterloo (WAT)	15 d	2305		2335	0010	0105
Clapham Junction (CLJ)	10 d	2312u		2342u	0017u	0115
Woking (WOK)	d	2332		0003	0040	0149
Farnborough (Main) (FNB)	d			0014		0158s
Fleet (FLE)	d			0020		0204s
Reading (RDG)	7 d					
Basingstoke (BSK)	d	2352		0035	0100	0216s
Micheldever (MIC)	d	0002				
Winchester (WIN)	d	0011		0051	0116	0233s
Shawford (SHW)	d	0016				
Romsey (ROM)	d					
Chandlers Ford (CFR)	d					
Eastleigh (ESL)	3 a	0022		0059	0124	0242s
Eastleigh (ESL)	3 d	0022	0030	0100	0125	
Hedge End (HDE)	d		0036s			
Botley (BOE)	d		0040s			
Fareham (FRM)	a		0048s			
Portchester (PTC)	a		0054s			
Cosham (CSA)	a		0058s			
Hilsea (HLS)	a					
Fratton (FTN)	a		0106s			
Portsmouth & Southsea (PMS)	a		0109			
Portsmouth Harbour (PMH)	a					
Southampton Airport Parkwy (SOA)	4 d	0026		0105	0129	0246s
Swaythling (SWG)	d					
St Denys (SDN)	d	0030s				0251s
Southampton Central (SOU)	a	0035		0112	0136	0256
Southampton Central (SOU)	d	0037			0138	
Millbrook (Hants) (MBK)	d					
Redbridge (RDB)	d					
Totton (TTN)	d	0042s			0143s	
Ashurst New Forest (ANF)	d					
Beaulieu Road (BEU)	d					
Brockenhurst (BCU)	3 a	0053s			0154s	
Brockenhurst (BCU)	3 d					
Lymington Town (LYT)	d					
Lymington Pier (LYP)	a					
Lymington Pier (LYP)	d					
Yarmouth (I.O.W.) (YMH)	a					
Sway (SWY)	d					
New Milton (NWM)	d	0100s			0201s	
Hinton Admiral (HNA)	d					
Christchurch (CHR)	d	0107s			0208s	
Pokesdown (POK)	d	0111s			0212s	
Bournemouth (BMH)	a	0115			0216	
Bournemouth (BMH)	d	0117				
Branksome (BSM)	d	0122s				
Parkstone (Dorset) (PKS)	d	0125s				
Poole (POO)	4 a	0128				
Poole (POO)	4 d					
Hamworthy (HAM)	d					
Holton Heath (HOL)	d					
Wareham (WRM)	d					
Wool (WOO)	d					
Moreton (Dorset) (MTN)	d					
Dorchester South (DCH)	d					
Dorchester West (DCW)	d					
Upwey (UPW)	d					
Weymouth (WEY)	a					

NOTES (see introductory pages for explanation of train operator codes and standard symbols)

- a Arrival time
- d Departure time
- s Stops to set down only
- u Stops to pick up only
- U Also calls at Wimbledon 0023
- V Also calls at Vauxhall 0109, Wimbledon 0127 and Surbiton 0135
- SUM Sunday mornings

London to Winchester, Fareham, Portsmouth, Southampton, Lymington, Yarmouth (IOW), Bournemouth and Weymouth

Saturdays from 28 September

Operator	SW	SW	SW	SW	SW	SW	SW	SW	GW	SW	SW	SW	SW	SW	SW	SW	SW	SW	SW
Days of operation/Notes	□	□	□	□	□	□	□	□	□	□	□	□	□	□	□	□	□	□	□
1st Class/Reservations/Bus/Ferry	□	□	□	□	□	□	□	□	□	□	□	□	□	□	□	□	□	□	□
London Waterloo (WAT) ⇄ 15 d																			
Clapham Junction (CLJ) 10 d																			
Woking (WOK) d																			
Farnborough (Main) (FNB) d																			
Fleet (FLE) d																			
Reading (RDG) 7 d																			
Basingstoke (BSK) d	0510																		
Micheldever (MIC) d																			
Winchester (WIN) d	0526																		
Shawford (SHW) d																			
Romsey (ROM) d																			
Chandlers Ford (CFR) d																			
Eastleigh (ESL) 3 a	0535																		
Eastleigh (ESL) 3 d	0536																		
Hedge End (HDE) d																			
Botley (BOE) d																			
Fareham (FRM) a																			
Portchester (PTC) a																			
Cosham (CSA) a																			
Hilsea (HLS) a																			
Fratton (FTN) a																			
Portsmouth & Southsea (PMS) a																			
Portsmouth Harbour (PMH) a																			
Southampton Airport Parkway (SOA) ⇄ d	0540																		
Swaythling (SWG) d																			
St Denys (SDN) d	0544																		
Southampton Central (SOU) a	0549																		
Southampton Central (SOU) d																			
Millbrook (Hants) (MBK) d																			
Redbridge (RDB) d																			
Totton (TTN) d																			
Ashurst New Forest (ANF) d																			
Beaulieu Road (BEU) d																			
Brockenhurst (BCU) 3 a																			
Brockenhurst (BCU) 3 d																			
Lymington Town (LYT) d																			
Lymington Pier (LYP) a																			
Lymington Pier (LYP) d																			
Yarmouth (I.O.W.) (YMH) a																			
Sway (SWY) d																			
New Milton (NWM) d																			
Hinton Admiral (HNA) d																			
Christchurch (CHR) d																			
Pokesdown (POK) d																			
Bournemouth (BMH) a																			
Bournemouth (BMH) d																			
Branksome (BSM) d																			
Parkstone (Dorset) (PKS) d																			
Poole (POO) 4 a																			
Poole (POO) 4 d																			
Hamworthy (HAM) d																			
Holton Heath (HOL) d																			
Wareham (WRM) d																			
Wool (WOO) d																			
Moreton (Dorset) (MTN) d																			
Dorchester South (DCH) d																			
Dorchester West (DCW) d																			
Upwey (UPW) d																			
Weymouth (WEY) a																			

NOTES (see introductory pages for explanation of train operator codes and standard symbols)

- a Arrival time
- d Departure time
- u Stops to pick up only
- A From Salisbury to Salisbury
- B From Westbury
- C Also calls at Wimbledon 0543 and Surbiton 0551
- D Runs from 9 November
- E Runs until 2 November
- F To Salisbury

London to Winchester, Fareham, Portsmouth, Southampton, Lymington, Yarmouth (IOW), Bournemouth and Weymouth

Saturdays from 28 September

Operator	SW	SW	SW	SW	SW	SW	SW	SW	XC	SW	SW	SW	GW	SW	SW	SW	SW
Days of operation/Notes 1st Class/Reservations/Bus/Ferry Catering facilities	G	□	□	□	□	E	F	H	J	□	□	□	K	□	□	L	□
London Waterloo (WAT)	15 d			0630				0642			0735					0805	
Clapham Junction (CLJ)	10 d			0637u				0649u								0812u	
Woking (WOK)	d	0620		0657				0719			0800						
Farnborough (Main) (FNB)	d	0634						0733									
Fleet (FLE)	d	0639						0738									
Reading (RDG)	7 d								0753								
Basingstoke (BSK)	d	0700		0718				0800	0814		0821					0849	
Micheldever (MIC)	d	0710						0810									
Winchester (WIN)	d	0719		0734				0819	0831		0838			0850		0905	
Shawford (SHW)	d	0724						0824						0855			
Romsey (ROM)	d							0807									
Chandlers Ford (CFR)	d							0814									
Eastleigh (ESL)	3 a	0729		0742				0820	0830		0847			0900			
Eastleigh (ESL)	3 d	0730		0743				0821	0831		0847			0901			
Hedge End (HDE)	d	0736							0837								
Botley (BOE)	d	0740							0841								
Fareham (FRM)	a	0748							0849								
Portchester (PTC)	a	0754							0855								
Cosham (CSA)	a	0759							0859								
Hilsea (HLS)	a	0804							0904								
Fratton (FTN)	a	0808							0908								
Portsmouth & Southsea (PMS)	a	0812							0913								
Portsmouth Harbour (PMH)	a	0818							0918								
Southampton Airport Parkwy (SOA)	d			0748				0825		0840		0851		0905		0914	
Swaythling (SWG)	d							0827									
St Denys (SDN)	d							0830									
Southampton Central (SOU)	a			0756				0836		0847		0858		0912		0922	
Southampton Central (SOU)	d			0800	0817			0837		0849		0900	0903			0924	
Millbrook (Hants) (MBK)	d							0840									
Redbridge (RDB)	d							0843a									
Totton (TTN)	d			0805	0822								0908				
Ashurst New Forest (ANF)	d				0827								0913				
Beaulieu Road (BEU)	d				0831												
Brockenhurst (BCU)	3 a			0816	0837						0913	0921				0937	
Brockenhurst (BCU)	3 d		0812	0817	0838	0842					0912	0914	0922			0938	0942
Lymington Town (LYT)	d		0820			0850					0920						0950
Lymington Pier (LYP)	a		0822			0852					0922						0952
Lymington Pier (LYP)	d							0900									
Yarmouth (I.O.W.) (YMH)	a							0940									
Sway (SWY)	d			0821	0842								0926				
New Milton (NWM)	d			0826	0847								0931				0945
Hinton Admiral (HNA)	d			0830	0851								0935				
Christchurch (CHR)	d			0836	0857								0941				0953
Pokesdown (POK)	d			0840	0901								0945				0957
Bournemouth (BMH)	a			0844	0906					0917		0928	0952				1001
Bournemouth (BMH)	d			0845	0910							0933				1005	1008
Branksome (BSM)	d			0850	0915							0938					1013
Parkstone (Dorset) (PKS)	d			0853	0918							0941					1016
Poole (POO)	4 a			0857	0922							0945				1014	1020
Poole (POO)	4 d			0858	0923							0946				1015	
Hamworthy (HAM)	d			0903	0928							0951				1020	
Holton Heath (HOL)	d				0932											1024	
Wareham (WRM)	d			0910	0936						0958					1029	
Wool (WOO)	d			0917	0944											1037	
Moreton (Dorset) (MTN)	d			0923	0950											1043	
Dorchester South (DCH)	d			0931	0958						1014					1053c	
Dorchester West (DCW)	d												1018				
Upwey (UPW)	d			0938	1004								1027			1100	
Weymouth (WEY)	a			0943	1010							1025				1105	

NOTES (see introductory pages for explanation of train operator codes and standard symbols)

- a Arrival time
- d Departure time
- u Stops to pick up only
- c Arrives 3 minutes earlier
- E Runs until 2 November
- F To Salisbury
- G Also calls at Brookwood 0626, Winchfield 0645 and Hook 0649
- H Also calls at Surbiton 0700, Walton-On-Thames 0707, Weybridge 0711, Brookwood 0725, Winchfield 0744 and Hook 0748
- J From Birmingham New Street
- K From Cheltenham Spa
- L From London Waterloo

London to Winchester, Fareham, Portsmouth, Southampton, Lymington, Yarmouth (IOW), Bournemouth and Weymouth

Saturdays from 28 September






Operator	SW	SW	SW	XC	SW	SW	SW	SW	SW	SW	SW	SW	SW	SW	XC	SW	SW
Days of operation/Notes	F	F	F	M	F	F	F	F	F	F	F	F	F	F	N	F	F
1st Class/Reservations/Bus/Ferry Catering facilities																	
London Waterloo (WAT)	15 d		0809		0835					0905					0909		0935
Clapham Junction (CLJ)	10 d									0912u							
Woking (WOK)	d		0834		0900										0934		1000
Farnborough (Main) (FNB)	d		0844												0944		
Fleet (FLE)	d		0850												0950		
Reading (RDG)	7 d			0852												0952	
Basingstoke (BSK)	d		0903	0911						0949					1003	1012	
Micheldever (MIC)	d		0913												1013		
Winchester (WIN)	d		0922	0927	0933			0949	1005						1022	1027	1033
Shawford (SHW)	d							0954									
Romsey (ROM)	d		0907											1007			
Chandlers Ford (CFR)	d		0914											1014			
Eastleigh (ESL)	3 a		0920	0930				0959						1020	1030		
Eastleigh (ESL)	3 d		0921	0931				1000						1021	1031		
Hedge End (HDE)	d			0937											1037		
Botley (BOE)	d			0941											1041		
Fareham (FRM)	a			0949											1049		
Portchester (PTC)	a			0955											1055		
Cosham (CSA)	a			0959											1059		
Hilsea (HLS)	a			1004											1104		
Fratton (FTN)	a			1008											1108		
Portsmouth & Southsea (PMS)	a			1013											1113		
Portsmouth Harbour (PMH)	a			1018											1118		
Southampton Airport Parkwy (SOA)	d		0925		0936	0942			1005	1014				1025		1036	1042
Swaythling (SWG)	d		0927											1027			
St Denys (SDN)	d		0930											1030			
Southampton Central (SOU)	a		0936		0943	0949			1012	1022				1036		1043	1050
Southampton Central (SOU)	d		0937		0945	0951		0956		1024				1037		1045	1051
Millbrook (Hants) (MBK)	d		0940											1040			
Redbridge (RDB)	d		0943a											1043a			
Totton (TTN)	d							1001									
Ashurst New Forest (ANF)	d							1006									
Beaulieu Road (BEU)	d							1010									
Brockenhurst (BCU)	3 a			0958	1004			1016		1037							1105
Brockenhurst (BCU)	3 d			0959	1005	1012	1017			1038	1042						1106
Lymington Town (LYT)	d					1020					1050						1120
Lymington Pier (LYP)	a					1022					1052						1122
Lymington Pier (LYP)	d	1000											1100				
Yarmouth (I.O.W.) (YMH)	a	1040											1140				
Sway (SWY)	d							1022									
New Milton (NWM)	d							1027		1045							
Hinton Admiral (HNA)	d							1031									
Christchurch (CHR)	d							1036		1053							
Pokesdown (POK)	d							1040		1057							
Bournemouth (BMH)	a			1013	1021			1044		1101						1113	1121
Bournemouth (BMH)	d				1025					1105	1108						1125
Branksome (BSM)	d				1030						1113						1130
Parkstone (Dorset) (PKS)	d				1033						1116						1133
Poole (POO)	4 a				1037					1114	1120						1137
Poole (POO)	4 d				1038					1115							1138
Hamworthy (HAM)	d				1043					1120							1143
Holton Heath (HOL)	d									1124							
Wareham (WRM)	d				1050					1129							1150
Wool (WOO)	d									1137							
Moreton (Dorset) (MTN)	d									1143							
Dorchester South (DCH)	d					1107				1151							1207
Dorchester West (DCW)	d																
Upwey (UPW)	d									1157							
Weymouth (WEY)	a				1116					1203							1216

NOTES (see introductory pages for explanation of train operator codes and standard symbols)

- a Arrival time
- d Departure time
- u Stops to pick up only
- F To Salisbury
- L From London Waterloo
- M From Manchester Piccadilly
- N From Nottingham

London to Winchester, Fareham, Portsmouth, Southampton, Lymington, Yarmouth (IOW), Bournemouth and Weymouth

Saturdays from 28 September

Operator Days of operation/Notes 1st Class/Reservations/Bus/Ferry Catering facilities	GW P	SW P	SW P	SW P	SW L P	SW P	SW P	SW P	SW P	SW P	XC M P P	SW P	SW P	SW P	SW P	SW L P	SW P
London Waterloo (WAT)  15 d					1005					1009		1035				1105	
Clapham Junction (CLJ) 10 d					1012u											1112u	
Woking (WOK) d										1034		1100					
Farnborough (Main) (FNB) d										1044							
Fleet (FLE) d										1050							
Reading (RDG) 7 d											1052						
Basingstoke (BSK) d					1048					1103	1111					1148	
Micheldever (MIC) d										1113							
Winchester (WIN) d				1049	1105					1122	1127	1133			1149	1205	
Shawford (SHW) d				1054											1154		
Romsey (ROM) d										1107							
Chandlers Ford (CFR) d										1114							
Eastleigh (ESL) 3 a				1059						1120	1130				1159		
Eastleigh (ESL) 3 d				1100						1121	1131				1200		
Hedge End (HDE) d										1137							
Botley (BOE) d										1141							
Fareham (FRM) a										1149							
Portchester (PTC) a										1155							
Cosham (CSA) a										1159							
Hilsea (HLS) a										1204							
Fratton (FTN) a										1208							
Portsmouth & Southsea (PMS) a										1213							
Portsmouth Harbour (PMH)  a										1218							
Southampton Airport Parkwy (SOA)  d				1105	1114					1125		1136	1142		1205	1214	
Swaythling (SWG) d										1127							
St Denys (SDN) d										1130							
Southampton Central (SOU) a				1112	1122					1136		1143	1149		1212	1222	
Southampton Central (SOU) d				1056	1124					1137		1145	1151		1156	1224	
Millbrook (Hants) (MBK) d										1140							
Redbridge (RDB) d										1143a							
Totton (TTN) d				1101											1201		
Ashurst New Forest (ANF) d				1106											1206		
Beaulieu Road (BEU) d															1210		
Brockenhurst (BCU) 3 a				1116	1137							1205		1216		1237	
Brockenhurst (BCU) 3 d				1117	1138	1142						1206	1212	1217		1238	1242
Lymington Town (LYT) d						1150							1220				1250
Lymington Pier (LYP) a						1152							1222				1252
Lymington Pier (LYP)  d										1200							
Yarmouth (I.O.W.) (YMH)  a										1240							
Sway (SWY) d				1122											1222		
New Milton (NWM) d				1127	1145										1227		1245
Hinton Admiral (HNA) d				1131											1231		
Christchurch (CHR) d				1136	1153										1236		1253
Pokesdown (POK) d				1140	1157										1240		1257
Bournemouth (BMH) a				1144	1201							1213	1221		1244		1301
Bournemouth (BMH) d					1205	1208									1225		1305 1308
Branksome (BSM) d						1213									1230		1313
Parkstone (Dorset) (PKS) d						1216									1233		1316
Poole (POO) 4 a					1214	1220									1237		1314 1320
Poole (POO) 4 d					1215										1238		1315
Hamworthy (HAM) d					1220										1243		1320
Holton Heath (HOL) d					1224												1324
Wareham (WRM) d					1229							1250					1329
Wool (WOO) d					1237												1337
Moreton (Dorset) (MTN) d					1243												1343
Dorchester South (DCH) d					1251								1307				1351
Dorchester West (DCW) d		1213															
Upwey (UPW) d		1222			1257												1357
Weymouth (WEY) a		1227			1303								1316				1403

NOTES (see introductory pages for explanation of train operator codes and standard symbols)

- a Arrival time
- d Departure time
- u Stops to pick up only
- F To Salisbury
- L From London Waterloo
- M From Manchester Piccadilly
- P From Gloucester

London to Winchester, Fareham, Portsmouth, Southampton, Lymington, Yarmouth (IOW), Bournemouth and Weymouth

Saturdays from 28 September

Operator Days of operation/Notes 1st Class/Reservations/Bus/Ferry Catering facilities	SW	SW F	SW	XC M ◇ ♣	SW	GW P	SW	SW	SW	SW	SW L	SW	SW F	SW	XC M ◇ ♣	SW		
London Waterloo (WAT)	⊖	15	d		1109						1205				1209		1235	
Clapham Junction (CLJ)	10	d									1212u							
Woking (WOK)		d			1134		1200								1234		1304	
Farnborough (Main) (FNB)		d			1144										1244			
Fleet (FLE)		d			1150										1250			
Reading (RDG)	7	d			1152											1252		
Basingstoke (BSK)		d			1203	1212					1248				1303	1311		
Micheldever (MIC)		d			1213										1313			
Winchester (WIN)		d			1222	1228	1233				1249	1305			1322	1327	1336	
Shawford (SHW)		d									1254							
Romsey (ROM)		d			1207										1307			
Chandlers Ford (CFR)		d			1214										1314			
Eastleigh (ESL)	3	a			1220	1230					1259				1320	1330		
Eastleigh (ESL)	3	d			1221	1231					1300				1321	1331		
Hedge End (HDE)		d			1237											1337		
Botley (BOE)		d			1241											1341		
Fareham (FRM)		a			1249											1349		
Portchester (PTC)		a			1255											1355		
Cosham (CSA)		a			1259											1359		
Hilsea (HLS)		a			1304											1404		
Fratton (FTN)		a			1308											1408		
Portsmouth & Southsea (PMS)		a			1313											1413		
Portsmouth Harbour (PMH)	⚓	a			1318											1418		
Southampton Airport Parkwy (SOA)	↔	d			1225		1236	1242			1305	1314			1325		1336	1345
Swaythling (SWG)		d			1227										1327			
St Denys (SDN)		d			1231										1330			
Southampton Central (SOU)		a			1236		1244	1249			1312	1322			1336		1343	1352
Southampton Central (SOU)		d			1238		1246	1251			1256				1337		1345	1353
Millbrook (Hants) (MBK)		d			1240										1340			
Redbridge (RDB)		d			1244a										1343a			
Totton (TTN)		d									1301							
Ashurst New Forest (ANF)		d									1306							
Beaulieu Road (BEU)		d																
Brockenhurst (BCU)	3	a					1304				1316				1337			1407
Brockenhurst (BCU)	3	d					1305			1312	1317				1338	1342		1408
Lymington Town (LYT)		d								1320					1350			
Lymington Pier (LYP)		a								1322					1352			
Lymington Pier (LYP)	⚓	d			1300										1400			
Yarmouth (I.O.W.) (YMH)	⚓	a			1340										1440			
Sway (SWY)		d								1322								
New Milton (NWM)		d								1327					1345			
Hinton Admiral (HNA)		d								1331								
Christchurch (CHR)		d								1336					1353			
Pokesdown (POK)		d								1340					1357			
Bournemouth (BMH)		a					1313	1321			1344				1401		1413	1423
Bournemouth (BMH)		d					1325				1405	1408						1427
Branksome (BSM)		d					1330					1413						1432
Parkstone (Dorset) (PKS)		d					1333					1416						1435
Poole (POO)	4	a					1337					1414	1420					1438
Poole (POO)	4	d					1338					1415						1439
Hamworthy (HAM)		d					1343					1420						1444
Holton Heath (HOL)		d										1424						
Wareham (WRM)		d					1350					1429						1451
Wool (WOO)		d										1437						
Moreton (Dorset) (MTN)		d										1443						
Dorchester South (DCH)		d					1407					1451						1508
Dorchester West (DCW)		d								1413								
Upwey (UPW)		d								1422					1457			
Weymouth (WEY)		a					1416	1427				1503						1520

NOTES (see introductory pages for explanation of train operator codes and standard symbols)

- a Arrival time
- d Departure time
- u Stops to pick up only
- F To Salisbury
- L From London Waterloo
- M From Manchester Piccadilly
- P From Gloucester

London to Winchester, Fareham, Portsmouth, Southampton, Lymington, Yarmouth (IOW), Bournemouth and Weymouth

Saturdays from 28 September

Operator Days of operation/Notes 1st Class/Reservations/Bus/Ferry Catering facilities	SW	SW	SW	SW	SW	SW	SW	SW	SW	SW	XC	SW	SW	GW	SW	SW	SW	SW	
	□	□	□	□	L	□	☞	F	□	□	◇	□	□	P	□	□	□	L	
London Waterloo (WAT) 15 d					1305					1309		1335						1405	
Clapham Junction (CLJ) 10 d					1312u													1412u	
Woking (WOK) d										1334		1400							
Farnborough (Main) (FNB) d										1344									
Fleet (FLE) d										1350									
Reading (RDG) 7 d											1352								
Basingstoke (BSK) d					1349					1403	1411							1449	
Micheldever (MIC) d										1413									
Winchester (WIN) d				1349	1405					1422	1427	1433				1449	1505		
Shawford (SHW) d				1354												1454			
Romsey (ROM) d										1407									
Chandlers Ford (CFR) d										1414									
Eastleigh (ESL) 3 a				1359						1420	1430					1459			
Eastleigh (ESL) 3 d				1400						1421	1431					1500			
Hedge End (HDE) d										1437									
Botley (BOE) d										1441									
Fareham (FRM) a										1449									
Portchester (PTC) a										1455									
Cosham (CSA) a										1459									
Hilsea (HLS) a										1504									
Fratton (FTN) a										1508									
Portsmouth & Southsea (PMS) a										1513									
Portsmouth Harbour (PMH) a										1518									
Southampton Airport Parkwy (SOA) d				1405	1414					1425		1436	1442				1505	1514	
Swaythling (SWG) d										1427									
St Denys (SDN) d										1430									
Southampton Central (SOU) a				1412	1422					1435		1443	1449			1512	1522		
Southampton Central (SOU) d			1356		1424					1437		1445	1451			1456		1524	
Millbrook (Hants) (MBK) d										1440									
Redbridge (RDB) d										1443a									
Totton (TTN) d				1401												1501			
Ashurst New Forest (ANF) d				1406												1506			
Beaulieu Road (BEU) d				1410															
Brockenhurst (BCU) 3 a				1416	1437							1505			1516		1537		
Brockenhurst (BCU) 3 d	1412	1417			1438	1442						1506	1512		1517		1538		
Lymington Town (LYT) d	1420					1450							1520						
Lymington Pier (LYP) a	1422					1452							1522						
Lymington Pier (LYP) d								1500											
Yarmouth (I.O.W.) (YMH) a								1540											
Sway (SWY) d			1422													1522			
New Milton (NWM) d			1427		1445											1527		1545	
Hinton Admiral (HNA) d			1431													1531			
Christchurch (CHR) d			1436		1453											1536		1553	
Pokesdown (POK) d			1440		1457											1540		1557	
Bournemouth (BMH) a			1444		1501							1513	1521		1544		1601		
Bournemouth (BMH) d					1505	1508												1605	1608
Branksome (BSM) d						1513							1530					1613	
Parkstone (Dorset) (PKS) d						1516							1533					1616	
Poole (POO) 4 a					1514	1520							1537				1614	1620	
Poole (POO) 4 d					1515								1538				1615		
Hamworthy (HAM) d					1520								1543				1620		
Holton Heath (HOL) d					1524												1624		
Wareham (WRM) d					1529								1550				1629		
Wool (WOO) d					1537												1637		
Moreton (Dorset) (MTN) d					1543												1643		
Dorchester South (DCH) d					1551								1607				1651		
Dorchester West (DCW) d															1613				
Upwey (UPW) d					1557										1622			1658	
Weymouth (WEY) a					1603								1616		1627			1703	

NOTES (see introductory pages for explanation of train operator codes and standard symbols)

- a Arrival time
- d Departure time
- u Stops to pick up only
- F To Salisbury
- L From London Waterloo
- M From Manchester Piccadilly
- P From Gloucester

London to Winchester, Fareham, Portsmouth, Southampton, Lymington, Yarmouth (IOW), Bournemouth and Weymouth

Saturdays from 28 September

Operator	SW	SW	SW	SW	XC	SW	SW	SW	SW	SW	SW	SW	SW	SW	SW	XC	SW		
Days of operation/Notes 1st Class/Reservations/Bus/Ferry Catering facilities	□	☞	F	□	M □◇ ♣	□	□	□	□	□	L	□	☞	F	□	M □◇ ♣	□		
London Waterloo (WAT)	☞	15	d			1409				1435					1505			1535	
Clapham Junction (CLJ)		10	d												1512u				
Woking (WOK)			d			1434			1500								1534	1600	
Farnborough (Main) (FNB)			d			1444											1544		
Fleet (FLE)			d			1450											1550		
Reading (RDG)			7	d						1452								1552	
Basingstoke (BSK)			d			1503				1511					1549		1603	1611	
Micheldever (MIC)			d			1513											1613		
Winchester (WIN)			d			1522			1533					1549	1605		1622	1633	
Shawford (SHW)			d											1554			1627		
Romsey (ROM)			d			1507											1607		
Chandlers Ford (CFR)			d			1514											1614		
Eastleigh (ESL)			3	a		1520			1530					1559			1620	1630	
Eastleigh (ESL)			3	d		1521			1531					1600			1621	1631	
Hedge End (HDE)			d			1537												1637	
Botley (BOE)			d			1541												1641	
Fareham (FRM)			a			1549												1649	
Portchester (PTC)			a			1555												1655	
Cosham (CSA)			a			1559												1659	
Hilsea (HLS)			a			1604												1704	
Fratton (FTN)			a			1608												1708	
Portsmouth & Southsea (PMS)			a			1613												1713	
Portsmouth Harbour (PMH)			a			1618												1718	
Southampton Airport Parkwy (SOA)			d			1525			1535	1542				1605	1614		1625	1636	1642
Swaythling (SWG)			d			1527											1627		
St Denys (SDN)			d			1530											1630		
Southampton Central (SOU)			a			1536			1542	1549				1612	1622		1636	1643	1649
Southampton Central (SOU)			d			1537			1545	1551				1556	1624		1637	1645	1651
Millbrook (Hants) (MBK)			d			1540											1640		
Redbridge (RDB)			d			1543a											1643a		
Totton (TTN)			d											1601					
Ashurst New Forest (ANF)			d											1606					
Beaulieu Road (BEU)			d											1610					
Brockenhurst (BCU)			3	a					1605					1616	1637				1704
Brockenhurst (BCU)			3	d		1542				1606	1612	1617		1638	1642				1705
Lymington Town (LYT)			d			1550					1620				1650				
Lymington Pier (LYP)			a			1552					1622				1652				
Lymington Pier (LYP)			d														1700		
Yarmouth (I.O.W.) (YMH)			a														1740		
Sway (SWY)			d								1622								
New Milton (NWM)			d								1627			1645					
Hinton Admiral (HNA)			d								1631								
Christchurch (CHR)			d								1636			1653					
Pokesdown (POK)			d								1640			1657					
Bournemouth (BMH)			a						1613	1621				1701				1715	1721
Bournemouth (BMH)			d											1705	1708				1725
Branksome (BSM)			d												1713				1730
Parkstone (Dorset) (PKS)			d												1716				1733
Poole (POO)			4	a							1637			1714	1720				1737
Poole (POO)			4	d							1638			1715					1738
Hamworthy (HAM)			d								1643			1720					1743
Holton Heath (HOL)			d											1724					
Wareham (WRM)			d						1650					1729					1750
Wool (WOO)			d											1736					
Moreton (Dorset) (MTN)			d											1742					
Dorchester South (DCH)			d						1707					1750					1809
Dorchester West (DCW)			d																
Upwey (UPW)			d											1756					
Weymouth (WEY)			a						1716					1802					1820

NOTES (see introductory pages for explanation of train operator codes and standard symbols)

- a Arrival time
- d Departure time
- u Stops to pick up only
- F To Salisbury
- L From London Waterloo
- M From Manchester Piccadilly

London to Winchester, Fareham, Portsmouth, Southampton, Lymington, Yarmouth (IOW), Bournemouth and Weymouth

Saturdays from 28 September

Operator	SW	GW	SW	SW	SW	SW	SW	SW	SW	SW	XC	SW	SW	GW	SW	SW
Days of operation/Notes 1st Class/Reservations/Bus/Ferry Catering facilities	□	P	□	□	□	L	□	□	F	□	□	□	□	P	□	□
London Waterloo (WAT)	15	d			1605							1609			1635	
Clapham Junction (CLJ)	10	d			1612u											
Woking (WOK)		d										1634			1700	
Farnborough (Main) (FNB)		d										1644				
Fleet (FLE)		d										1650				
Reading (RDG)	7	d											1652			
Basingstoke (BSK)		d			1649							1703	1711			
Micheldever (MIC)		d										1713				
Winchester (WIN)		d			1649	1705						1722	1727	1733		1749
Shawford (SHW)		d			1654											1754
Romsey (ROM)		d										1707				
Chandlers Ford (CFR)		d										1714				
Eastleigh (ESL)	3	a			1659							1720	1730			1759
Eastleigh (ESL)	3	d			1700							1721	1731			1800
Hedge End (HDE)		d											1737			
Botley (BOE)		d											1741			
Fareham (FRM)		a											1749			
Portchester (PTC)		a											1755			
Cosham (CSA)		a											1759			
Hilsea (HLS)		a											1804			
Fratton (FTN)		a											1808			
Portsmouth & Southsea (PMS)		a											1813			
Portsmouth Harbour (PMH)		a											1818			
Southampton Airport Parkwy (SOA)		d			1705	1714						1725	1735	1742		1805
Swaythling (SWG)		d										1727				
St Denys (SDN)		d										1730				
Southampton Central (SOU)		a			1712	1722						1736	1742	1749		1812
Southampton Central (SOU)		d			1656	1724						1737	1745	1751		1756
Millbrook (Hants) (MBK)		d										1740				
Redbridge (RDB)		d										1744a				
Totton (TTN)		d			1701											1801
Ashurst New Forest (ANF)		d			1706											1806
Beaulieu Road (BEU)		d														1810
Brockenhurst (BCU)	3	a			1716	1737							1804			1816
Brockenhurst (BCU)	3	d	1712		1717	1738	1742						1805	1812		1817
Lymington Town (LYT)		d	1720				1750							1820		
Lymington Pier (LYP)		a	1722				1752							1822		
Lymington Pier (LYP)		d						1800								
Yarmouth (I.O.W.) (YMH)		a						1840								
Sway (SWY)		d			1722											1822
New Milton (NWM)		d			1727	1745										1827
Hinton Admiral (HNA)		d			1731											1831
Christchurch (CHR)		d			1736	1753										1836
Pokesdown (POK)		d			1740	1757										1840
Bournemouth (BMH)		a			1744	1801						1813	1821			1844
Bournemouth (BMH)		d				1805 1808									1825	
Branksome (BSM)		d				1813									1830	
Parkstone (Dorset) (PKS)		d				1816									1833	
Poole (POO)	4	a				1814 1820									1837	
Poole (POO)	4	d				1815									1838	
Hamworthy (HAM)		d				1820									1843	
Holton Heath (HOL)		d				1824										
Wareham (WRM)		d				1829							1850			
Wool (WOO)		d				1837										
Moreton (Dorset) (MTN)		d				1843										
Dorchester South (DCH)		d				1851							1907			
Dorchester West (DCW)		d													1923	
Upwey (UPW)		d				1857									1932	
Weymouth (WEY)		a				1903							1916		1937	

NOTES (see introductory pages for explanation of train operator codes and standard symbols)

- a Arrival time
- d Departure time
- u Stops to pick up only
- F To Salisbury
- L From London Waterloo
- M From Manchester Piccadilly
- P From Gloucester

London to Winchester, Fareham, Portsmouth, Southampton, Lymington, Yarmouth (IOW), Bournemouth and Weymouth

Saturdays from 28 September

Operator	SW	SW L	SW	SW E	SW F	SW	XC M	SW	SW	GW P	SW	SW	SW	SW L	SW	SW	SW F
Days of operation/Notes 1st Class/Reservations/Bus/Ferry Catering facilities	□	□	□	▣	□	□	□◇ ⚓	□	□	□	□	□	□	□	□	▣	□
London Waterloo (WAT)	15 d	1705				1709		1735						1805			
Clapham Junction (CLJ)	10 d	1712u												1812u			
Woking (WOK)	d					1734		1800									
Farnborough (Main) (FNB)	d					1744											
Fleet (FLE)	d					1750											
Reading (RDG)	7 d							1752									
Basingstoke (BSK)	d	1749				1803	1811							1849			
Micheldever (MIC)	d					1813											
Winchester (WIN)	d	1805				1822	1827	1833					1849	1905			
Shawford (SHW)	d												1854				
Romsey (ROM)	d					1807											1907
Chandlers Ford (CFR)	d					1814											1914
Eastleigh (ESL)	3 a					1820	1830						1859				1920
Eastleigh (ESL)	3 d					1821	1831						1900				1921
Hedge End (HDE)	d						1837										
Botley (BOE)	d						1841										
Fareham (FRM)	a						1849										
Portchester (PTC)	a						1855										
Cosham (CSA)	a						1859										
Hilsea (HLS)	a						1904										
Fratton (FTN)	a						1908										
Portsmouth & Southsea (PMS)	a						1913										
Portsmouth Harbour (PMH)	a						1918										
Southampton Airport Parkwy (SOA)	4 d	1814				1825		1835	1842				1905	1914			1925
Swaythling (SWG)	d					1827											1927
St Denys (SDN)	d					1830											1930
Southampton Central (SOU)	a	1822				1836		1842	1849				1912	1921			1935
Southampton Central (SOU)	d	1823				1837		1845	1851				1856	1924			1937
Millbrook (Hants) (MBK)	d					1840											1940
Redbridge (RDB)	d					1843a											1943a
Totton (TTN)	d												1901				
Ashurst New Forest (ANF)	d												1906				
Beaulieu Road (BEU)	d																
Brockenhurst (BCU)	3 a	1837						1905					1916	1937			
Brockenhurst (BCU)	3 d	1838	1842					1906	1912				1917	1938	1942		
Lymington Town (LYT)	d		1850						1920						1950		
Lymington Pier (LYP)	a		1852						1922						1952		
Lymington Pier (LYP)	d			1900												2000	
Yarmouth (I.O.W.) (YMH)	a			1940												2040	
Sway (SWY)	d												1922				
New Milton (NWM)	d	1845											1927	1945			
Hinton Admiral (HNA)	d												1931				
Christchurch (CHR)	d	1853											1936	1953			
Pokesdown (POK)	d	1857											1940	1957			
Bournemouth (BMH)	a	1901						1913	1922				1944	2001			
Bournemouth (BMH)	d	1905	1908											2005	2008		
Branksome (BSM)	d		1913												2013		
Parkstone (Dorset) (PKS)	d		1916												2016		
Poole (POO)	4 a	1914	1920											2014	2020		
Poole (POO)	4 d	1915												2015			
Hamworthy (HAM)	d	1920												2020			
Holton Heath (HOL)	d	1924												2024			
Wareham (WRM)	d	1929						1950						2029			
Wool (WOO)	d	1937												2037			
Moreton (Dorset) (MTN)	d	1943												2043			
Dorchester South (DCH)	d	1951						2006						2051			
Dorchester West (DCW)	d												2010				
Upwey (UPW)	d	1957												2019			2058
Weymouth (WEY)	a	2003						2015						2025			2104

NOTES (see introductory pages for explanation of train operator codes and standard symbols)

- a Arrival time
- d Departure time
- u Stops to pick up only
- E Runs until 2 November
- F To Salisbury
- L From London Waterloo
- M From Manchester Piccadilly
- P From Gloucester

London to Winchester, Fareham, Portsmouth, Southampton, Lymington, Yarmouth (IOW), Bournemouth and Weymouth

Saturdays from 28 September

Operator	SW	XC	SW	SW	SW	SW	SW	SW	SW	SW	SW	XC	SW	SW	SW	SW
Days of operation/Notes 1st Class/Reservations/Bus/Ferry Catering facilities	□	M □◇ ⚓	□	□	□	□	□	L □	□	E ⚓	F □	□	M □◇ ⚓	□	□	□
London Waterloo (WAT)	16 d		1809		1835				1905					1909		1935
Clapham Junction (CLJ)	10 d								1912u							
Woking (WOK)	d		1834		1900									1934		2000
Farnborough (Main) (FNB)	d		1844											1944		
Fleet (FLE)	d		1850											1950		
Reading (RDG)	7 d			1852											1951	
Basingstoke (BSK)	d		1903	1911					1949					2003	2011	
Micheldever (MIC)	d		1913											2013		
Winchester (WIN)	d		1922	1927	1933			1949	2006					2022	2027	2033
Shawford (SHW)	d							1954								2049
Romsey (ROM)	d															2054
Chandlers Ford (CFR)	d												2007			
Eastleigh (ESL)	3 a		1930					1959					2014			
Eastleigh (ESL)	3 d		1931					2000					2020	2030		2100
Hedge End (HDE)	d		1937										2021	2031		2100
Botley (BOE)	d		1941											2037		
Fareham (FRM)	a		1949											2041		
Portchester (PTC)	a		1955											2049		
Cosham (CSA)	a		1959											2049		
Hilsea (HLS)	a		2004											2055		
Fratton (FTN)	a		2008											2059		
Portsmouth & Southsea (PMS)	a		2013											2104		
Portsmouth Harbour (PMH)	a		2018											2108		
Southampton Airport Parkwy (SOA)	d		1935	1942				2005	2014					2025	2035	2042
Swaythling (SWG)	d													2027		
St Denys (SDN)	d													2030		
Southampton Central (SOU)	a		1942	1949				2012	2022					2036	2042	2049
Southampton Central (SOU)	d		1945	1951				1956	2024					2037	2045	2051
Millbrook (Hants) (MBK)	d													2040		2056
Redbridge (RDB)	d													2043a		
Totton (TTN)	d							2001								2101
Ashurst New Forest (ANF)	d							2006								2106
Beaulieu Road (BEU)	d							2010								
Brockenhurst (BCU)	3 a		1958	2004				2016	2037						2104	2116
Brockenhurst (BCU)	3 d		1959	2005	2012	2017			2038	2042					2105	2112
Lymington Town (LYT)	d				2020					2050					2120	2117
Lymington Pier (LYP)	a				2022					2052					2122	
Lymington Pier (LYP)	d															
Yarmouth (I.O.W.) (YMH)	a									2100						
Sway (SWY)	d							2022								2122
New Milton (NWM)	d							2027	2045							2127
Hinton Admiral (HNA)	d							2031								2131
Christchurch (CHR)	d							2036	2053							2136
Pokesdown (POK)	d							2040	2057							2140
Bournemouth (BMH)	a		2013	2021				2044	2101						2113	2121
Bournemouth (BMH)	d			2025					2105	2108						2125
Branksome (BSM)	d			2030						2113						2130
Parkstone (Dorset) (PKS)	d			2033						2116						2133
Poole (POO)	4 a			2037					2114	2120						2137
Poole (POO)	4 d			2038					2115							2138
Hamworthy (HAM)	d			2043					2120							2143
Holton Heath (HOL)	d															
Wareham (WRM)	d			2050					2127							2150
Wool (WOO)	d								2135							2157
Moreton (Dorset) (MTN)	d								2145e							2203
Dorchester South (DCH)	d			2107					2153							2211
Dorchester West (DCW)	d															
Upwey (UPW)	d								2200							2218
Weymouth (WEY)	a			2116					2205							2223

NOTES (see introductory pages for explanation of train operator codes and standard symbols)

- a Arrival time
- d Departure time
- u Stops to pick up only
- e Arrives 4 minutes earlier
- E Runs until 2 November
- F To Salisbury
- L From London Waterloo
- M From Manchester Piccadilly

London to Winchester, Fareham, Portsmouth, Southampton, Lymington, Yarmouth (IOW), Bournemouth and Weymouth

Saturdays from 28 September






Operator	SW	SW	SW	SW	XC	GW	SW	SW	SW	GW	SW	SW	SW	XC	SW	SW	SW
Days of operation/Notes 1st Class/Reservations/Bus/Ferry Catering facilities	□	□	F □	□	M □ □◇ ⌘	Q	□	□	□	R	□	F □	□	M □ □◇ ⌘	□	□	F □
London Waterloo (WAT)	2005			2009			2035				2105		2109		2135	2205	
Clapham Junction (CLJ)	2012u										2112u				2212u		
Woking (WOK)	d			2034			2101						2134		2200		
Farnborough (Main) (FNB)	d			2044									2144				
Fleet (FLE)	d			2050									2150				
Reading (RDG)	7 d				2052									2152			
Basingstoke (BSK)	d	2049		2103	2111						2148		2203	2211		2250	
Micheldever (MIC)	d			2113									2213				
Winchester (WIN)	d	2105		2122	2127		2133		2149		2205		2222	2227	2233	2307	
Shawford (SHW)	d								2154								
Romsey (ROM)	d			2107									2207				2311
Chandlers Ford (CFR)	d			2114									2214				2318
Eastleigh (ESL)	3 a			2120	2130				2159				2220	2230			2324
Eastleigh (ESL)	3 d			2121	2131				2200	2205			2221	2231			2324
Hedge End (HDE)	d				2137									2237			
Botley (BOE)	d				2141									2241			
Fareham (FRM)	a				2149									2249			
Portchester (PTC)	a				2155									2255			
Cosham (CSA)	a				2159									2259			
Hilsea (HLS)	a				2204									2304			
Fratton (FTN)	a				2208									2308			
Portsmouth & Southsea (PMS)	a				2213									2312			
Portsmouth Harbour (PMH)	a				2218									2316			
Southampton Airport Parkwy (SOA)	4 d	2114		2125		2136		2142		2205	2209	2214	2225		2236	2242	2315
Swaythling (SWG)	d			2127									2227				2331
St Denys (SDN)	d			2130									2230				2335
Southampton Central (SOU)	a	2122		2136		2144		2149		2212	2218	2225	2235		2243	2251	2322
Southampton Central (SOU)	d	2124		2137		2145		2151				2229	2237		2245	2252	2324
Millbrook (Hants) (MBK)	d			2140									2240				2344
Redbridge (RDB)	d			2143a									2243a				2348a
Totton (TTN)	d	2129										2234					2329
Ashurst New Forest (ANF)	d	2134										2239					2334
Beaulieu Road (BEU)	d																
Brockenhurst (BCU)	3 a	2142					2206					2247			2306	2342	
Brockenhurst (BCU)	3 d	2143	2148				2207	2218				2248			2307	2343	
Lymington Town (LYT)	d			2156				2226									
Lymington Pier (LYP)	a			2158				2228									
Lymington Pier (LYP)	d																
Yarmouth (I.O.W.) (YMH)	a																
Sway (SWY)	d	2148										2253					2347
New Milton (NWM)	d	2153										2258					2352
Hinton Admiral (HNA)	d	2158										2303					2357
Christchurch (CHR)	d	2203										2308					0003
Pokesdown (POK)	d	2207										2312					0006
Bournemouth (BMH)	a	2211			2215		2222					2316		2318	2325	0010	
Bournemouth (BMH)	d	2213										2318				2328	0012
Branksome (BSM)	d	2218										2323				2333	0017
Parkstone (Dorset) (PKS)	d	2222										2327				2336	0020
Poole (POO)	4 a	2227										2331				2340	0024
Poole (POO)	4 d															2341	
Hamworthy (HAM)	d															2346	
Holton Heath (HOL)	d																
Wareham (WRM)	d							2251								2352	
Wool (WOO)	d							2259								2359	
Moreton (Dorset) (MTN)	d							2305								0006	
Dorchester South (DCH)	d							2313								0014	
Dorchester West (DCW)	d						2251										
Upwey (UPW)	d						2300	2320								0020	
Weymouth (WEY)	a						2305	2326								0026	

NOTES (see introductory pages for explanation of train operator codes and standard symbols)

- a Arrival time
- d Departure time
- u Stops to pick up only
- F To Salisbury
- M From Manchester Piccadilly
- Q From Bristol Temple Meads
- R To Westbury

London to Winchester, Fareham, Portsmouth, Southampton, Lymington, Yarmouth (IOW), Bournemouth and Weymouth

Saturdays from 28 September

Operator Days of operation/Notes	SW	XC M	SW	SW	SW SUM	SW	SW SUM S	SW SUM T
1st Class/Reservations/Bus/Ferry Catering facilities	1	1◇ 2	1	1	1	1	1	1
London Waterloo (WAT)  15 d	2209		2235	2305		2335	0010	0105
Clapham Junction (CLJ) 10 d				2312u		2342u	0017u	0115
Woking (WOK) d	2234		2300	2332		0003	0040	0149
Farnborough (Main) (FNB) d	2244					0014		0158s
Fleet (FLE) d	2250					0020		0204s
Reading (RDG) 7 d		2252						
Basingstoke (BSK) d	2303	2311		2352		0035	0100	0216s
Micheldever (MIC) d	2313			0002				
Winchester (WIN) d	2322	2327	2333	0011		0051	0116	0233s
Shawford (SHW) d	2327			0016				
Romsey (ROM) d								
Chandlers Ford (CFR) d								
Eastleigh (ESL) 3 a	2333			0022		0059	0124	0242s
Eastleigh (ESL) 3 d	2334			0022	0030	0100	0125	
Hedge End (HDE) d	2340				0036s			
Botley (BOE) d	2344				0040s			
Fareham (FRM) a	2352				0048s			
Portchester (PTC) a	2358				0054s			
Cosham (CSA) a	0002				0058s			
Hilsea (HLS) a	0008							
Fratton (FTN) a	0012				0106s			
Portsmouth & Southsea (PMS) a	0015				0109			
Portsmouth Harbour (PMH)  a	0019							
Southampton Airport Parkwy (SOA)  d		2335	2342	0026		0105	0129	0246s
Swaythling (SWG) d								
St Denys (SDN) d				0030s				0251s
Southampton Central (SOU) a		2342	2349	0035		0112	0136	0256
Southampton Central (SOU) d			2351	0037			0138	
Millbrook (Hants) (MBK) d								
Redbridge (RDB) d								
Totton (TTN) d				0042s			0143s	
Ashurst New Forest (ANF) d								
Beaulieu Road (BEU) d								
Brockenhurst (BCU) 3 a			0004	0053s			0154s	
Brockenhurst (BCU) 3 d			0005					
Lymington Town (LYT) d								
Lymington Pier (LYP) a								
Lymington Pier (LYP)  d								
Yarmouth (I.O.W.) (YMH)  a								
Sway (SWY) d								
New Milton (NWM) d			0012s	0100s			0201s	
Hinton Admiral (HNA) d								
Christchurch (CHR) d			0020s	0108s			0208s	
Pokesdown (POK) d			0024s	0112s			0212s	
Bournemouth (BMH) a			0028	0116			0217	
Bournemouth (BMH) d			0030	0118				
Branksome (BSM) d			0035	0123s				
Parkstone (Dorset) (PKS) d			0038	0126s				
Poole (POO) 4 a			0042	0129				
Poole (POO) 4 d								
Hamworthy (HAM) d								
Holton Heath (HOL) d								
Wareham (WRM) d								
Wool (WOO) d								
Moreton (Dorset) (MTN) d								
Dorchester South (DCH) d								
Dorchester West (DCW) d								
Upwey (UPW) d								
Weymouth (WEY) a								

NOTES (see introductory pages for explanation of train operator codes and standard symbols)

- a Arrival time
- d Departure time
- s Stops to set down only
- u Stops to pick up only
- M From Manchester Piccadilly
- S Also calls at Wimbledon 0023
- T Also calls at Vauxhall 0109, Wimbledon 0127 and Surbiton 0135
- SUM Sunday mornings

London to Winchester, Fareham, Portsmouth, Southampton, Lymington, Yarmouth (IOW), Bournemouth and Weymouth

Sundays until 15 September

Operator	SW	SW	SW	XC	SW	SW	SW	SW	SW	SW	SW	XC	SW	SW	SW	SW	
Days of operation/Notes 1st Class/Reservations/Bus/Ferry Catering facilities	□	□	□	□◇ ⚡	□	□	⚓	□	□	□	□	□◇ ⚡	□	□	⚓	□	
London Waterloo (WAT)	15	d	0853														
Clapham Junction (CLJ)	10	d	0903u														
Woking (WOK)		d	0928														
Farnborough (Main) (FNB)		d															
Fleet (FLE)		d															
Reading (RDG)	7	d															
Basingstoke (BSK)		d	0948														
Micheldever (MIC)		d	0958														
Winchester (WIN)		d	1008														
Shawford (SHW)		d	1012														
Romsey (ROM)		d															
Chandlers Ford (CFR)		d															
Eastleigh (ESL)	3	a	1018														
Eastleigh (ESL)	3	d	1022	1026													
Hedge End (HDE)		d		1032													
Botley (BOE)		d		1036													
Fareham (FRM)		a		1044													
Portchester (PTC)		a		1050													
Cosham (CSA)		a		1055													
Hilsea (HLS)		a		1100													
Fratton (FTN)		a		1111													
Portsmouth & Southsea (PMS)		a		1114													
Portsmouth Harbour (PMH)		a		1120													
Southampton Airport Parkwy (SOA)		d	1027														
Swaythling (SWG)		d															
St Denys (SDN)		d															
Southampton Central (SOU)		a	1034														
Southampton Central (SOU)		d	1035														
Millbrook (Hants) (MBK)		d															
Redbridge (RDB)		d															
Totton (TTN)		d	1041														
Ashurst New Forest (ANF)		d	1045														
Beaulieu Road (BEU)		d	1050														
Brockenhurst (BCU)	3	a	1056														
Brockenhurst (BCU)	3	d	1057	1059	1108	1117	1129										
Lymington Town (LYT)		d		1107			1137										
Lymington Pier (LYP)		a		1109			1139										
Lymington Pier (LYP)		d															
Yarmouth (I.O.W.) (YMH)		a															
Sway (SWY)		d	1101														
New Milton (NWM)		d	1106														
Hinton Admiral (HNA)		d	1110														
Christchurch (CHR)		d	1115														
Pokesdown (POK)		d	1119														
Bournemouth (BMH)		a	1123														
Bournemouth (BMH)		d	1124														
Branksome (BSM)		d															
Parkstone (Dorset) (PKS)		d															
Poole (POO)	4	a	1133														
Poole (POO)	4	d															
Hamworthy (HAM)		d															
Holton Heath (HOL)		d															
Wareham (WRM)		d															
Wool (WOO)		d															
Moreton (Dorset) (MTN)		d															
Dorchester South (DCH)		d															
Dorchester West (DCW)		d															
Upwey (UPW)		d															
Weymouth (WEY)		a															

NOTES (see introductory pages for explanation of train operator codes and standard symbols)

- a Arrival time
- d Departure time
- u Stops to pick up only
- C To Salisbury
- E From Birmingham New Street

London to Winchester, Fareham, Portsmouth, Southampton, Lymington, Yarmouth (IOW), Bournemouth and Weymouth

Sundays until 15 September






Operator	SW	SW	SW	XC	GW	SW	SW	SW	SW	SW	SW	SW	XC	SW	SW	SW	SW	
Days of operation/Notes 1st Class/Reservations/Bus/Ferry Catering facilities	□	□	□	□◇ ⚓	G	□	□	⚓	□	□	□	□	□◇ ⚓	□	□	⚓	□	
London Waterloo (WAT)	15 d	1054				1135						1154					1235	
Clapham Junction (CLJ)	10 d	1103u				1145u						1203u					1242u	
Woking (WOK)	d	1128				1207						1228					1307	
Farnborough (Main) (FNB)	d																	
Fleet (FLE)	d																	
Reading (RDG)	7 d			1152										1252				
Basingstoke (BSK)	d	1148		1211		1227						1248		1311	1327			
Micheldever (MIC)	d	1158										1258						
Winchester (WIN)	d	1208		1227		1244						1308		1327	1344			
Shawford (SHW)	d	1212										1312						
Romsey (ROM)	d											1235					1335	
Chandlers Ford (CFR)	d											1242					1342	
Eastleigh (ESL)	3 a	1218										1248		1318			1348	
Eastleigh (ESL)	3 d	1222	1226									1254		1322	1326		1354	
Hedge End (HDE)	d		1232												1332			
Botley (BOE)	d		1236												1336			
Fareham (FRM)	a		1244												1344			
Portchester (PTC)	a		1250												1350			
Cosham (CSA)	a		1255												1355			
Hilsea (HLS)	a		1300												1400			
Fratton (FTN)	a		1309												1409			
Portsmouth & Southsea (PMS)	a		1313												1413			
Portsmouth Harbour (PMH)	a		1320												1420			
Southampton Airport Parkwy (SOA)	← d	1227		1235		1253						1258	1327		1335	1353		1358
Swaythling (SWG)	d											1300						1400
St Denys (SDN)	d											1303						1403
Southampton Central (SOU)	a	1234		1244		1300						1308	1334		1344	1400		1408
Southampton Central (SOU)	d	1235		1250		1303						1310	1335		1350	1403		1410
Millbrook (Hants) (MBK)	d											1313						1413
Redbridge (RDB)	d											1316a						1416a
Totton (TTN)	d	1241													1341			
Ashurst New Forest (ANF)	d	1245													1345			
Beaulieu Road (BEU)	d	1250													1350			
Brockenhurst (BCU)	3 a	1256				1316									1356		1416	
Brockenhurst (BCU)	3 d	1257	1259			1317	1329								1357	1359	1417	1429
Lymington Town (LYT)	d		1307				1337								1407			1437
Lymington Pier (LYP)	a		1309				1339								1409			1439
Lymington Pier (LYP)	d									1400								1500
Yarmouth (I.O.W.) (YMH)	a									1440								1540
Sway (SWY)	d	1301													1401			
New Milton (NWM)	d	1306				1324									1406		1424	
Hinton Admiral (HNA)	d	1310													1410			
Christchurch (CHR)	d	1315													1415			
Pokesdown (POK)	d	1319													1419			
Bournemouth (BMH)	a	1323		1327		1334									1423	1427	1434	
Bournemouth (BMH)	d	1324				1339									1424			1439
Branksome (BSM)	d					1344												1444
Parkstone (Dorset) (PKS)	d					1347												1447
Poole (POO)	4 a	1333				1350									1433			1450
Poole (POO)	4 d					1351												1451
Hamworthy (HAM)	d					1356												1456
Holton Heath (HOL)	d																	
Wareham (WRM)	d						1403											1503
Wool (WOO)	d						1410											1510
Moreton (Dorset) (MTN)	d						1416											1516
Dorchester South (DCH)	d						1424											1524
Dorchester West (DCW)	d					1347												
Upwey (UPW)	d					1356	1431											1531
Weymouth (WEY)	a					1401	1435											1535

NOTES (see introductory pages for explanation of train operator codes and standard symbols)

- a Arrival time
- d Departure time
- u Stops to pick up only
- C To Salisbury
- F From Manchester Piccadilly
- G From Swindon

London to Winchester, Fareham, Portsmouth, Southampton, Lymington, Yarmouth (IOW), Bournemouth and Weymouth

Sundays until 15 September

Operator Days of operation/Notes 1st Class/Reservations/Bus/Ferry Catering facilities	GW G	SW □	SW □	SW □	XC F □◇ ⌘	SW □	SW □	SW □	SW □	SW □	SW □	SW □	SW □	XC F □◇ ⌘	SW □	SW □	SW □	SW □
London Waterloo (WAT)  15	d		1254			1335						1354			1435			
Clapham Junction (CLJ) 10	d		1303u			1342u						1403u			1442u			
Woking (WOK)	d		1328			1407						1428			1507			
Farnborough (Main) (FNB)	d																	
Fleet (FLE)	d																	
Reading (RDG) 7	d				1352									1452				
Basingstoke (BSK)	d		1347		1411	1427						1447		1510	1527			
Micheldever (MIC)	d		1357									1457						
Winchester (WIN)	d		1407		1427	1444						1507		1527	1544			
Shawford (SHW)	d		1411									1511						
Romsey (ROM)	d										1435							1535
Chandlers Ford (CFR)	d										1442							1542
Eastleigh (ESL) 3	a		1417								1448	1517						1548
Eastleigh (ESL) 3	d		1420	1426							1454	1520	1526					1554
Hedge End (HDE)	d			1432									1532					
Botley (BOE)	d			1436									1536					
Fareham (FRM)	a			1444									1544					
Portchester (PTC)	a			1450									1550					
Cosham (CSA)	a			1455									1555					
Hilsea (HLS)	a			1500									1600					
Fratton (FTN)	a			1509									1609					
Portsmouth & Southsea (PMS)	a			1513									1613					
Portsmouth Harbour (PMH) 	a			1520									1620					
Southampton Airport Parkwy (SOA) 	d		1425		1435	1453					1458	1525		1535	1553			1558
Swaythling (SWG)	d										1500							1600
St Denys (SDN)	d										1503							1603
Southampton Central (SOU)	a		1432		1442	1500					1508	1532		1544	1600			1608
Southampton Central (SOU)	d		1433		1450	1503					1510	1533		1550	1603			1610
Millbrook (Hants) (MBK)	d										1513							1613
Redbridge (RDB)	d										1516a							1616a
Totton (TTN)	d		1439									1539						
Ashurst New Forest (ANF)	d		1443									1543						
Beaulieu Road (BEU)	d		1448									1548						
Brockenhurst (BCU) 3	a		1454			1516						1554			1616			
Brockenhurst (BCU) 3	d		1455	1459		1517	1529					1555	1559	1617	1629			
Lymington Town (LYT)	d			1507			1537						1607		1637			
Lymington Pier (LYP)	a			1509			1539						1609		1639			
Lymington Pier (LYP) 	d							1600									1700	
Yarmouth (I.O.W.) (YMH) 	a							1640									1740	
Sway (SWY)	d		1459									1559						
New Milton (NWM)	d		1504			1524						1604			1624			
Hinton Admiral (HNA)	d		1508									1608						
Christchurch (CHR)	d		1513									1613						
Pokesdown (POK)	d		1517									1617						
Bournemouth (BMH)	a		1521		1525	1534						1621		1625	1634			
Bournemouth (BMH)	d		1522			1539						1622			1639			
Branksome (BSM)	d					1544									1644			
Parkstone (Dorset) (PKS)	d					1547									1647			
Poole (POO) 4	a		1531			1550						1631			1650			
Poole (POO) 4	d					1551									1651			
Hamworthy (HAM)	d					1556									1656			
Holton Heath (HOL)	d																	
Wareham (WRM)	d					1603									1703			
Wool (WOO)	d					1610									1710			
Moreton (Dorset) (MTN)	d					1616									1716			
Dorchester South (DCH)	d					1624									1724			
Dorchester West (DCW)	d	1543																
Upwey (UPW)	d	1552				1631									1731			
Weymouth (WEY)	a	1557				1635									1735			

NOTES (see introductory pages for explanation of train operator codes and standard symbols)

- a Arrival time
- d Departure time
- u Stops to pick up only
- C To Salisbury
- F From Manchester Piccadilly
- G From Swindon

London to Winchester, Fareham, Portsmouth, Southampton, Lymington, Yarmouth (IOW), Bournemouth and Weymouth

Sundays until 15 September

Operator	SW	SW	SW	XC	SW	SW	SW	SW	SW	SW	SW	SW	XC	SW	SW	SW	SW
Days of operation/Notes 1st Class/Reservations/Bus/Ferry Catering facilities	□	□	□	□◇ ⚓	□	□	□	□	□	□	□	□	□◇ ⚓	□	□	□	□
London Waterloo (WAT)	15 d	1454			1535				1550	1605				1635			
Clapham Junction (CLJ)	10 d	1503u			1542u				1558u	1612u				1642u			
Woking (WOK)	d	1528			1607				1621	1637				1707			
Farnborough (Main) (FNB)	d								1632								
Fleet (FLE)	d																
Reading (RDG)	7 d			1552									1653				
Basingstoke (BSK)	d	1547		1611	1627				1647	1657			1711	1727			
Micheldever (MIC)	d	1558							1657								
Winchester (WIN)	d	1607		1627	1644				1707	1714			1727	1744			
Shawford (SHW)	d	1612							1712								
Romsey (ROM)	d								1635								1735
Chandlers Ford (CFR)	d								1642								1742
Eastleigh (ESL)	3 a	1617							1648	1717	1722						1748
Eastleigh (ESL)	3 d	1621	1626						1654	1726	1723						1754
Hedge End (HDE)	d		1632														
Botley (BOE)	d		1636														
Fareham (FRM)	a		1644														
Portchester (PTC)	a		1650														
Cosham (CSA)	a		1655														
Hilsea (HLS)	a		1700														
Fratton (FTN)	a		1709														
Portsmouth & Southsea (PMS)	a		1713														
Portsmouth Harbour (PMH)	a		1720														
Southampton Airport Parkwy (SOA)	d	1625		1635	1653				1658		1727			1735	1753		1758
Swaythling (SWG)	d								1700								1800
St Denys (SDN)	d								1703								1803
Southampton Central (SOU)	a	1632		1642	1700				1708		1734			1744	1800		1808
Southampton Central (SOU)	d	1634		1650	1703				1710		1736			1750	1803		1810
Millbrook (Hants) (MBK)	d								1713								1813
Redbridge (RDB)	d								1716a								1816a
Totton (TTN)	d	1639									1741						
Ashurst New Forest (ANF)	d	1644									1746						
Beaulieu Road (BEU)	d	1648									1750						
Brockenhurst (BCU)	3 a	1654			1716						1756				1816		
Brockenhurst (BCU)	3 d	1655	1659		1717	1729					1757		1759	1817	1829		
Lymington Town (LYT)	d		1707			1737							1807		1837		
Lymington Pier (LYP)	a		1709			1739							1809		1839		
Lymington Pier (LYP)	d							1800									1900
Yarmouth (I.O.W.) (YMH)	a							1840									1940
Sway (SWY)	d	1700									1801						
New Milton (NWM)	d	1705			1724						1806				1824		
Hinton Admiral (HNA)	d	1709									1810						
Christchurch (CHR)	d	1714									1815						
Pokesdown (POK)	d	1717									1819						
Bournemouth (BMH)	a	1721		1725	1734						1823		1827	1834			
Bournemouth (BMH)	d	1723			1739						1824			1839			
Branksome (BSM)	d				1744									1844			
Parkstone (Dorset) (PKS)	d				1747									1847			
Poole (POO)	4 a	1732			1750						1833			1850			
Poole (POO)	4 d				1751									1851			
Hamworthy (HAM)	d				1756									1856			
Holton Heath (HOL)	d																
Wareham (WRM)	d				1803									1903			
Wool (WOO)	d				1810									1910			
Moreton (Dorset) (MTN)	d				1818									1916			
Dorchester South (DCH)	d				1826									1924			
Dorchester West (DCW)	d																
Upwey (UPW)	d				1832									1931			
Weymouth (WEY)	a				1837									1935			

NOTES (see introductory pages for explanation of train operator codes and standard symbols)

- a Arrival time
- d Departure time
- u Stops to pick up only
- C To Salisbury
- F From Manchester Piccadilly

London to Winchester, Fareham, Portsmouth, Southampton, Lymington, Yarmouth (IOW), Bournemouth and Weymouth

Sundays until 15 September

Operator	SW	SW	SW	SW	GW	XC	SW	SW	SW	SW	SW	SW	SW	SW	XC	SW	SW
Days of operation/Notes 1st Class/Reservations/Bus/Ferry Catering facilities	1	1	1	1	D	F 1◇ ⌘	1	1	1	C	1	1	1	1	F 1◇ ⌘	1	1
London Waterloo (WAT)	16 d	1650	1705				1735				1750	1805				1835	
Clapham Junction (CLJ)	10 d	1658u	1712u				1742u				1758u	1812u				1842u	
Woking (WOK)	d	1721	1737				1807				1821	1837				1907	
Farnborough (Main) (FNB)	d	1732									1832						
Fleet (FLE)	d																
Reading (RDG)	7 d					1752									1852		
Basingstoke (BSK)	d	1747	1757			1811	1827				1847	1857			1911	1927	
Micheldever (MIC)	d	1757									1857						
Winchester (WIN)	d	1807	1814			1827	1844				1907	1914			1927	1944	
Shawford (SHW)	d	1812									1912						
Romsey (ROM)	d										1835						
Chandlers Ford (CFR)	d										1842						
Eastleigh (ESL)	3 a	1817	1822	←							1848	1917	1922	←			
Eastleigh (ESL)	3 d	1826	1823	1826							1854	1926	1923	1926			
Hedge End (HDE)	d	←		1832								→		1932			
Botley (BOE)	d			1836										1936			
Fareham (FRM)	a			1844										1944			
Portchester (PTC)	a			1850										1950			
Cosham (CSA)	a			1855										1955			
Hilsea (HLS)	a			1900										2005			
Fratton (FTN)	a			1909										2009			
Portsmouth & Southsea (PMS)	a			1913										2013			
Portsmouth Harbour (PMH)	a			1920										2020			
Southampton Airport Parkwy (SOA)	← d		1827			1835	1854				1858		1927		1936	1954	
Swaythling (SWG)	d										1900						
St Denys (SDN)	d										1903						
Southampton Central (SOU)	a		1834			1842	1901				1908		1934		1947	2001	
Southampton Central (SOU)	d		1836			1850	1905				1910		1936		1950	2003	
Millbrook (Hants) (MBK)	d										1913						
Redbridge (RDB)	d										1916a						
Totton (TTN)	d		1841										1941				
Ashurst New Forest (ANF)	d		1846										1946				
Beaulieu Road (BEU)	d		1850										1950				
Brockenhurst (BCU)	3 a		1856			1903	1918						1956			2016	
Brockenhurst (BCU)	3 d		1857		1859	1910	1919	1929					1957		1959	2017	2029
Lymington Town (LYT)	d				1907			1937							2007	2037	
Lymington Pier (LYP)	a				1909			1939							2009	2039	
Lymington Pier (LYP)	d									2000							
Yarmouth (I.O.W.) (YMH)	a									2040							
Sway (SWY)	d		1901										2001				
New Milton (NWM)	d		1906				1925						2006			2023	
Hinton Admiral (HNA)	d		1910										2010				
Christchurch (CHR)	d		1915										2015				
Pokesdown (POK)	d		1919										2019				
Bournemouth (BMH)	a		1923			1927	1936						2023		2027	2034	
Bournemouth (BMH)	d		1924				1940						2024			2039	
Branksome (BSM)	d						1945									2044	
Parkstone (Dorset) (PKS)	d						1948									2047	
Poole (POO)	4 a		1933				1951						2033			2050	
Poole (POO)	4 d						1952									2051	
Hamworthy (HAM)	d						1957									2056	
Holton Heath (HOL)	d																
Wareham (WRM)	d						2004									2103	
Wool (WOO)	d						2011									2110	
Moreton (Dorset) (MTN)	d						2017									2117	
Dorchester South (DCH)	d						2025									2125	
Dorchester West (DCW)	d					1952											
Upwey (UPW)	d					2000										2132	
Weymouth (WEY)	a					2005										2136	

NOTES (see introductory pages for explanation of train operator codes and standard symbols)

- a Arrival time
- d Departure time
- u Stops to pick up only
- C To Salisbury
- D From Bristol Temple Meads
- F From Manchester Piccadilly

London to Winchester, Fareham, Portsmouth, Southampton, Lymington, Yarmouth (IOW), Bournemouth and Weymouth

Sundays until 15 September

Operator	SW	SW	SW	SW	SW	XC	SW	SW	SW	SW	SW	SW	SW	SW	SW	SW
Days of operation/Notes 1st Class/Reservations/Bus/Ferry Catering facilities	1	J	1	1	1	F	1	C	1	1	1	1	1	1	1	MM K
London Waterloo (WAT)	d 2035		2050	2105			2135		2150	2205		2250	2305			0010
Clapham Junction (CLJ)	d 2042u		2058u	2112u			2142u		2158u	2212u		2258u	2312u			0017u
Woking (WOK)	d 2107		2121	2137			2207		2221	2237		2321	2337			0042
Farnborough (Main) (FNB)	d		2132							2232		2332				
Fleet (FLE)	d															
Reading (RDG)	d 7					2152										
Basingstoke (BSK)	d 2127		2147	2157		2210	2227		2247	2257		2347	2357			0101
Micheldever (MIC)	d		2157						2257			2357				
Winchester (WIN)	d 2144		2207	2214		2225	2244		2307	2314		0007	0014			0118
Shawford (SHW)	d		2212						2312			0012				
Romsey (ROM)	d	2135						2235								
Chandlers Ford (CFR)	d	2142						2242								
Eastleigh (ESL)	a 3	2148	2217	2222	←			2248	2317	2322	←	0017	0022	←		0126
Eastleigh (ESL)	d 3	2154	2226	2223	2226			2254	2326	2323	2326	0030	0023	0030		0127
Hedge End (HDE)	d		←		2232				←		2332	←		0036s		
Botley (BOE)	d				2236						2336			0040s		
Fareham (FRM)	a				2244						2344			0048s		
Portchester (PTC)	a				2250						2350			0054s		
Cosham (CSA)	a				2255						2355			0059s		
Hilsea (HLS)	a				2300						0002					
Fratton (FTN)	a				2308						0007				0106s	
Portsmouth & Southsea (PMS)	a				2312						0010				0110s	
Portsmouth Harbour (PMH)	a				2316						0014				0114	
Southampton Airport Parkwy (SOA)	d 2153	2158		2227		2235	2253	2258		2327			0028			0132
Swaythling (SWG)	d	2201						2300								
St Denys (SDN)	d	2204						2303					0032s			
Southampton Central (SOU)	a 2200	2209		2234		2242	2300	2308		2334			0037			0139
Southampton Central (SOU)	d 2203	2210		2236			2303	2310		2336			0040			
Millbrook (Hants) (MBK)	d	2213						2312								
Redbridge (RDB)	d	2217a						2315a								
Totton (TTN)	d			2241						2341				0045s		
Ashurst New Forest (ANF)	d			2246						2346						
Beaulieu Road (BEU)	d															
Brockenhurst (BCU)	a 3	2216		2254			2316			2354			0056s			
Brockenhurst (BCU)	d 3	2217		2257			2317			2355						
Lymington Town (LYT)	d															
Lymington Pier (LYP)	a															
Lymington Pier (LYP)	d															
Yarmouth (I.O.W.) (YMH)	a															
Sway (SWY)	d			2301						2359						
New Milton (NWM)	d 2224			2306			2324			0004			0104s			
Hinton Admiral (HNA)	d			2310						0008						
Christchurch (CHR)	d			2315						0013			0111s			
Pokesdown (POK)	d			2319						0017			0115s			
Bournemouth (BMH)	a 2234			2323			2334			0021			0119			
Bournemouth (BMH)	d 2239			2324			2339			0022			0120			
Branksome (BSM)	d 2244						2344			0027			0125s			
Parkstone (Dorset) (PKS)	d 2247						2347			0030			0128s			
Poole (POO)	a 4	2250		2333			2350			0034			0132			
Poole (POO)	d 4	2251					2351									
Hamworthy (HAM)	d 2256						2356									
Holton Heath (HOL)	d															
Wareham (WRM)	d 2303						0003									
Wool (WOO)	d 2310						0010									
Moreton (Dorset) (MTN)	d 2316						0016									
Dorchester South (DCH)	d 2324						0024									
Dorchester West (DCW)	d															
Upwey (UPW)	d 2331						0030									
Weymouth (WEY)	a 2336						0035									

NOTES (see introductory pages for explanation of train operator codes and standard symbols)

- a Arrival time
- d Departure time
- s Stops to set down only
- u Stops to pick up only
- C To Salisbury
- F From Manchester Piccadilly
- J To Romsey
- K Also calls at Wimbledon 0023
- MM Monday mornings

London to Winchester, Fareham, Portsmouth, Southampton, Lymington, Yarmouth (IOW), Bournemouth and Weymouth

Sundays from 22 September

Operator	SW	SW	SW	SW	GW	SW	SW	SW	SW	GW	SW	SW	SW	SW	SW	SW	SW	SW
Days of operation/Notes	1	1	1	1	A	1	1	1	1	B	C	1	1	1	1	1	1	1
1st Class/Reservations/Bus/Ferry	1	1	1	1	1	1	1	1	1	1	1	1	1	1	1	1	1	1
London Waterloo (WAT) ⇄ 15 d													0753		0835			
Clapham Junction (CLJ) 10 d													0803u		0845u			
Woking (WOK) d													0828		0907			
Farnborough (Main) (FNB) d																		
Fleet (FLE) d																		
Reading (RDG) 7 d																		
Basingstoke (BSK) d			0748										0848		0927			
Micheldever (MIC) d			0758										0858					
Winchester (WIN) d			0807										0908		0944			
Shawford (SHW) d			0812										0912					
Romsey (ROM) d												0835						0935
Chandlers Ford (CFR) d												0842						0942
Eastleigh (ESL) 3 a			0817									0849	0918					0948
Eastleigh (ESL) 3 d		0821	0824									0854	0922	0926				0954
Hedge End (HDE) d			0830											0932				
Botley (BOE) d			0834											0936				
Fareham (FRM) a			0842											0944				
Portchester (PTC) a			0848											0950				
Cosham (CSA) a			0853											0955				
Hilsea (HLS) a			0900											1000				
Fratton (FTN) a			0904											1011				
Portsmouth & Southsea (PMS) a			0908											1014				
Portsmouth Harbour (PMH) a			0912											1020				
Southampton Airport Parkwy (SOA) a		0825										0858	0927		0953			0958
Swaythling (SWG) d												0901						1000
St Denys (SDN) d												0904						1003
Southampton Central (SOU) a		0832										0909	0934		1000			1008
Southampton Central (SOU) d		0834				0903						0910	0935		1003			1010
Millbrook (Hants) (MBK) d												0913						1013
Redbridge (RDB) d												0917a						1016a
Totton (TTN) d		0839											0941					
Ashurst New Forest (ANF) d		0844											0945					
Beaulieu Road (BEU) d		0848											0950					
Brockenhurst (BCU) 3 a		0854				0916							0956		1016			
Brockenhurst (BCU) 3 d		0855	0859		0917	0929							0957	0959	1017	1029		
Lymington Town (LYT) d			0907			0937								1007		1037		
Lymington Pier (LYP) a			0909			0939								1009		1039		
Lymington Pier (LYP) a								1000										1100
Yarmouth (I.O.W.) (YMH) a								1040										1140
Sway (SWY) d		0900											1001					
New Milton (NWM) d		0905				0924							1006		1024			
Hinton Admiral (HNA) d		0909											1010					
Christchurch (CHR) d		0915											1016					
Pokesdown (POK) d		0918											1020					
Bournemouth (BMH) a		0922				0935							1024		1035			
Bournemouth (BMH) d	0839	0924				0940							1025		1040			
Branksome (BSM) d	0844					0945									1045			
Parkstone (Dorset) (PKS) d	0847					0948									1048			
Poole (POO) 4 a	0850	0933				0951							1034		1051			
Poole (POO) 4 d	0851					0952									1052			
Hamworthy (HAM) d	0856					0957									1057			
Holton Heath (HOL) d																		
Wareham (WRM) d	0903					1004									1104			
Wool (WOO) d	0910					1011									1111			
Moreton (Dorset) (MTN) d	0916					1017									1117			
Dorchester South (DCH) d	0924					1025									1125			
Dorchester West (DCW) d					1018					1027								
Upwey (UPW) d	0931				1026	1033				1039					1132			
Weymouth (WEY) a	0935				1031	1037				1044					1136			

NOTES (see introductory pages for explanation of train operator codes and standard symbols)

- a Arrival time
- d Departure time
- u Stops to pick up only
- A Runs until 20 October. From Westbury
- B Runs from 27 October. From Westbury
- C From Salisbury to Salisbury
- D To Salisbury

London to Winchester, Fareham, Portsmouth, Southampton, Lymington, Yarmouth (IOW), Bournemouth and Weymouth

Sundays from 22 September

Operator	GW	SW	SW	SW	XC	SW	SW	SW	SW	SW	SW	SW	XC	SW	SW	SW	SW
Days of operation/Notes 1st Class/Reservations/Bus/Ferry Catering facilities	E	□	□	□	□◇ ⚓	□	□	⚓	D	□	□	□	□◇ ⚓	□	□	⚓	D
London Waterloo (WAT)	15 d		0853			0935						0953					1035
Clapham Junction (CLJ)	10 d		0903u			0945u						1003u					1045u
Woking (WOK)	d		0928			1007						1028					1107
Farnborough (Main) (FNB)	d																
Fleet (FLE)	d																
Reading (RDG)	7 d				0952								1048				
Basingstoke (BSK)	d		0948		1011	1027						1048	1111	1127			
Micheldever (MIC)	d		0958									1058					
Winchester (WIN)	d		1008		1027	1044						1108	1127	1144			
Shawford (SHW)	d		1012									1112					
Romsey (ROM)	d									1035							1135
Chandlers Ford (CFR)	d									1042							1142
Eastleigh (ESL)	3 a		1018							1048		1118					1148
Eastleigh (ESL)	3 d		1022	1026						1054		1122	1126				1154
Hedge End (HDE)	d			1032									1132				
Botley (BOE)	d			1036									1136				
Fareham (FRM)	a			1044									1144				
Portchester (PTC)	a			1050									1150				
Cosham (CSA)	a			1055									1155				
Hilsea (HLS)	a			1100									1200				
Fratton (FTN)	a			1111									1209				
Portsmouth & Southsea (PMS)	a			1114									1213				
Portsmouth Harbour (PMH)	⚓ a			1120									1220				
Southampton Airport Parkwy (SOA)	← d		1027		1035	1053				1058	1127		1135	1153			1158
Swaythling (SWG)	d									1100							1200
St Denys (SDN)	d									1103							1203
Southampton Central (SOU)	a		1034		1042	1100				1108	1134		1142	1200			1208
Southampton Central (SOU)	d		1035		1050	1103				1110	1135		1150	1203			1210
Millbrook (Hants) (MBK)	d									1113							1213
Redbridge (RDB)	d									1116a							1216a
Totton (TTN)	d		1041									1141					
Ashurst New Forest (ANF)	d		1045									1145					
Beaulieu Road (BEU)	d		1050									1150					
Brockenhurst (BCU)	3 a		1056		1107	1116						1156		1216			
Brockenhurst (BCU)	3 d		1057		1059	1108	1117	1129				1157	1159	1217	1229		
Lymington Town (LYT)	d				1107			1137					1207		1237		
Lymington Pier (LYP)	a				1109			1139					1209		1239		
Lymington Pier (LYP)	⚓ d								1200								1300
Yarmouth (I.O.W.) (YMH)	⚓ a								1240								1340
Sway (SWY)	d		1101									1201					
New Milton (NWM)	d		1106			1124						1206		1224			
Hinton Admiral (HNA)	d		1110									1210					
Christchurch (CHR)	d		1116									1216					
Pokesdown (POK)	d		1120									1220					
Bournemouth (BMH)	a		1124		1127	1135						1224	1227	1235			
Bournemouth (BMH)	d		1125			1140						1225		1240			
Branksome (BSM)	d					1145								1245			
Parkstone (Dorset) (PKS)	d					1148								1248			
Poole (POO)	4 a		1134			1151						1234		1251			
Poole (POO)	4 d					1152								1252			
Hamworthy (HAM)	d					1157								1257			
Holton Heath (HOL)	d																
Wareham (WRM)	d					1204								1304			
Wool (WOO)	d					1211								1311			
Moreton (Dorset) (MTN)	d					1217								1317			
Dorchester South (DCH)	d					1225								1325			
Dorchester West (DCW)	d	1139															
Upwey (UPW)	d	1147				1232								1332			
Weymouth (WEY)	a	1152				1236								1336			

NOTES (see introductory pages for explanation of train operator codes and standard symbols)

- a Arrival time
- d Departure time
- u Stops to pick up only
- D To Salisbury
- E From Bristol Temple Meads
- F From Birmingham New Street

London to Winchester, Fareham, Portsmouth, Southampton, Lymington, Yarmouth (IOW), Bournemouth and Weymouth

Sundays from 22 September

Operator	GW	SW	SW	SW	XC	SW	SW	SW	SW	SW	SW	SW	XC	SW	SW	SW	SW
Days of operation/Notes 1st Class/Reservations/Bus/Ferry Catering facilities	G	□	□	□	H □◇ ⚓	□	□	⚓	D	□	□	□	H □◇ ⚓	□	□	⚓	D
London Waterloo (WAT)	15 d		1054			1135					1154			1235			
Clapham Junction (CLJ)	10 d		1103u			1145u					1203u			1242u			
Woking (WOK)	d		1128			1207					1228			1307			
Farnborough (Main) (FNB)	d																
Fleet (FLE)	d																
Reading (RDG)	7 d					1152								1252			
Basingstoke (BSK)	d		1148			1211	1227				1248			1311	1327		
Micheldever (MIC)	d		1158								1258						
Winchester (WIN)	d		1208			1227	1244				1308			1327	1344		
Shawford (SHW)	d		1212								1312						
Romsey (ROM)	d									1235							1335
Chandlers Ford (CFR)	d									1242							1342
Eastleigh (ESL)	3 a		1218							1248	1318						1348
Eastleigh (ESL)	3 d		1222	1226						1254	1322	1326					1354
Hedge End (HDE)	d			1232								1332					
Botley (BOE)	d			1236								1336					
Fareham (FRM)	a			1244								1344					
Portchester (PTC)	a			1250								1350					
Cosham (CSA)	a			1255								1355					
Hilsea (HLS)	a			1300								1400					
Fratton (FTN)	a			1309								1409					
Portsmouth & Southsea (PMS)	a			1313								1413					
Portsmouth Harbour (PMH)	⚓ a			1320								1420					
Southampton Airport Parkwy (SOA)	← d		1227			1235	1253			1258	1327			1335	1353		1358
Swaythling (SWG)	d									1300							1400
St Denys (SDN)	d									1303							1403
Southampton Central (SOU)	a		1234			1244	1300			1308	1334			1344	1400		1408
Southampton Central (SOU)	d		1235			1250	1303			1310	1335			1350	1403		1410
Millbrook (Hants) (MBK)	d									1313							1413
Redbridge (RDB)	d									1316a							1416a
Totton (TTN)	d		1241									1341					
Ashurst New Forest (ANF)	d		1245									1345					
Beaulieu Road (BEU)	d		1250									1350					
Brockenhurst (BCU)	3 a		1256			1316						1356			1416		
Brockenhurst (BCU)	3 d		1257			1259	1317	1329				1357		1359	1417	1429	
Lymington Town (LYT)	d					1307		1337						1407		1437	
Lymington Pier (LYP)	a					1309		1339						1409		1439	
Lymington Pier (LYP)	⚓ d									1400							1500
Yarmouth (I.O.W.) (YMH)	⚓ a									1440							1540
Sway (SWY)	d		1301									1401					
New Milton (NWM)	d		1306			1324						1406			1424		
Hinton Admiral (HNA)	d		1310									1410					
Christchurch (CHR)	d		1316									1416					
Pokesdown (POK)	d		1320									1420					
Bournemouth (BMH)	a		1324			1327	1335					1424		1427	1435		
Bournemouth (BMH)	d		1325									1425			1440		
Branksome (BSM)	d														1445		
Parkstone (Dorset) (PKS)	d														1448		
Poole (POO)	4 a		1334									1434			1451		
Poole (POO)	4 d														1452		
Hamworthy (HAM)	d														1457		
Holton Heath (HOL)	d																
Wareham (WRM)	d						1404								1504		
Wool (WOO)	d						1411								1511		
Moreton (Dorset) (MTN)	d						1417								1517		
Dorchester South (DCH)	d						1425								1525		
Dorchester West (DCW)	d	1347															
Upwey (UPW)	d	1356					1432								1532		
Weymouth (WEY)	a	1401					1436								1536		

NOTES (see introductory pages for explanation of train operator codes and standard symbols)

- a Arrival time
- d Departure time
- u Stops to pick up only
- D To Salisbury
- G Runs until 20 October. From Swindon
- H From Manchester Piccadilly

London to Winchester, Fareham, Portsmouth, Southampton, Lymington, Yarmouth (IOW), Bournemouth and Weymouth

Sundays from 22 September








Operator	GW	SW	SW	SW	XC	SW	SW	SW	SW	SW	SW	SW	SW	XC	SW	SW	SW	SW
Days of operation/Notes 1st Class/Reservations/Bus/Ferry Catering facilities	J	□	□	□	H □◇ ⚓	□	□	⚓	D □	□	□	□	H □◇ ⚓	□	□	□	□	D □
London Waterloo (WAT)	d	1254				1335					1354				1435			
Clapham Junction (CLJ)	d	1303u				1342u					1403u				1442u			
Woking (WOK)	d	1328				1407					1428				1507			
Farnborough (Main) (FNB)	d																	
Fleet (FLE)	d																	
Reading (RDG)	d					1352								1452				
Basingstoke (BSK)	d	1347				1411	1427				1447			1510	1527			
Micheldever (MIC)	d	1357									1457							
Winchester (WIN)	d	1407				1427	1444				1507			1527	1544			
Shawford (SHW)	d	1411									1511							
Romsey (ROM)	d									1435								1535
Chandlers Ford (CFR)	d									1442								1542
Eastleigh (ESL)	a	1417								1448	1517							1548
Eastleigh (ESL)	d	1420	1426							1454	1520	1526						1554
Hedge End (HDE)	d		1432									1532						
Botley (BOE)	d		1436									1536						
Fareham (FRM)	a		1444									1544						
Portchester (PTC)	a		1450									1550						
Cosham (CSA)	a		1455									1555						
Hilsea (HLS)	a		1500									1600						
Fratton (FTN)	a		1509									1609						
Portsmouth & Southsea (PMS)	a		1513									1613						
Portsmouth Harbour (PMH)	a		1520									1620						
Southampton Airport Parkwy (SOA)	d	1425				1435	1453			1458	1525			1535	1553			1558
Swaythling (SWG)	d									1500								1600
St Denys (SDN)	d									1503								1603
Southampton Central (SOU)	a	1432				1442	1500			1508	1532			1544	1600			1608
Southampton Central (SOU)	d	1433				1450	1503			1510	1533			1550	1603			1610
Millbrook (Hants) (MBK)	d									1513								1613
Redbridge (RDB)	d									1516a								1616a
Totton (TTN)	d	1439									1539							
Ashurst New Forest (ANF)	d	1443									1543							
Beaulieu Road (BEU)	d	1448									1548							
Brockenhurst (BCU)	a	1454				1516					1554			1616				
Brockenhurst (BCU)	d	1455	1459			1517	1529				1555	1559		1617	1629			
Lymington Town (LYT)	d		1507				1537					1607			1637			
Lymington Pier (LYP)	a		1509				1539					1609			1639			
Lymington Pier (LYP)	d								1600									1700
Yarmouth (I.O.W.) (YMH)	a								1640									1740
Sway (SWY)	d	1459									1559							
New Milton (NWM)	d	1504				1524					1604				1624			
Hinton Admiral (HNA)	d	1508									1608							
Christchurch (CHR)	d	1514									1614							
Pokesdown (POK)	d	1518									1618							
Bournemouth (BMH)	a	1522				1525	1535				1622			1625	1635			
Bournemouth (BMH)	d	1523					1540				1623				1640			
Branksome (BSM)	d						1545								1645			
Parkstone (Dorset) (PKS)	d						1548								1648			
Poole (POO)	a	1532					1551				1632				1651			
Poole (POO)	d						1552								1652			
Hamworthy (HAM)	d						1557								1657			
Holton Heath (HOL)	d																	
Wareham (WRM)	d						1604								1704			
Wool (WOO)	d						1611								1711			
Moreton (Dorset) (MTN)	d						1617								1717			
Dorchester South (DCH)	d						1625								1725			
Dorchester West (DCW)	d	1543																
Upwey (UPW)	d	1552					1632								1732			
Weymouth (WEY)	a	1557					1636								1736			

NOTES (see introductory pages for explanation of train operator codes and standard symbols)

- a Arrival time
- d Departure time
- u Stops to pick up only
- D To Salisbury
- H From Manchester Piccadilly
- J From Swindon

London to Winchester, Fareham, Portsmouth, Southampton, Lymington, Yarmouth (IOW), Bournemouth and Weymouth

Sundays from 22 September

Operator	SW	SW	SW	XC H D K	SW	SW	SW	SW D	SW	SW	SW	SW	XC H D K	SW	SW	SW K	SW D
Days of operation/Notes 1st Class/Reservations/Bus/Ferry Catering facilities	□	□	□	□ ◇ ⚓	□	□	⚓	□	□	□	□	□	□ ◇ ⚓	□	□	□ K ⚓	□
London Waterloo (WAT)  15 d	1454				1535				1550	1605				1635			
Clapham Junction (CLJ) 10 d	1503u				1542u				1558u	1612u				1642u			
Woking (WOK) d	1528				1607				1621	1637				1707			
Farnborough (Main) (FNB) d									1632								
Fleet (FLE) d																	
Reading (RDG) 7 d				1552									1653				
Basingstoke (BSK) d	1547			1611	1627				1647	1657			1711	1727			
Micheldever (MIC) d	1558								1657								
Winchester (WIN) d	1607			1627	1644				1707	1714			1727	1744			
Shawford (SHW) d	1612								1712								
Romsey (ROM) d								1635									1735
Chandlers Ford (CFR) d								1642									1742
Eastleigh (ESL) 3 a	1617							1648	1717	1722							1748
Eastleigh (ESL) 3 d	1621	1626						1654	1726	1723							1754
Hedge End (HDE) d		1632															
Botley (BOE) d		1636															
Fareham (FRM) a		1644															
Portchester (PTC) a		1650															
Cosham (CSA) a		1655															
Hilsea (HLS) a		1700															
Fratton (FTN) a		1709															
Portsmouth & Southsea (PMS) a		1713															
Portsmouth Harbour (PMH)  a		1720															
Southampton Airport Parkwy (SOA)  d	1625			1635	1653			1658		1727			1735	1753			1758
Swaythling (SWG) d								1700									1800
St Denys (SDN) d								1703									1803
Southampton Central (SOU) a	1632			1642	1700			1708		1734			1744	1800			1808
Southampton Central (SOU) d	1634			1650	1703			1710		1736			1750	1803			1810
Millbrook (Hants) (MBK) d								1713									1813
Redbridge (RDB) d								1716a									1816a
Totton (TTN) d	1639																
Ashurst New Forest (ANF) d	1644																
Beaulieu Road (BEU) d	1648																
Brockenhurst (BCU) 3 a	1654				1716												1816
Brockenhurst (BCU) 3 d	1655	1659			1717	1729											
Lymington Town (LYT) d		1707				1737											1837
Lymington Pier (LYP) a		1709				1739											1839
Lymington Pier (LYP)  d								1800									1900
Yarmouth (I.O.W.) (YMH)  a								1840									1940
Sway (SWY) d	1700																
New Milton (NWM) d	1705				1724												
Hinton Admiral (HNA) d	1709																
Christchurch (CHR) d	1715																
Pokesdown (POK) d	1718																
Bournemouth (BMH) a	1722			1725	1735												
Bournemouth (BMH) d	1724				1740												
Branksome (BSM) d					1745												
Parkstone (Dorset) (PKS) d					1748												
Poole (POO) 4 a	1733				1751												
Poole (POO) 4 d					1752												
Hamworthy (HAM) d					1757												
Holton Heath (HOL) d																	
Wareham (WRM) d					1804												
Wool (WOO) d					1811												
Moreton (Dorset) (MTN) d					1819												
Dorchester South (DCH) d					1827												
Dorchester West (DCW) d																	
Upwey (UPW) d					1833												
Weymouth (WEY) a					1838												

NOTES (see introductory pages for explanation of train operator codes and standard symbols)

- a Arrival time
- d Departure time
- u Stops to pick up only
- D To Salisbury
- H From Manchester Piccadilly
- K Runs until 3 November

London to Winchester, Fareham, Portsmouth, Southampton, Lymington, Yarmouth (IOW), Bournemouth and Weymouth

Sundays from 22 September

Operator	SW	GW	SW	SW	SW	XC	SW	SW	SW	SW	SW	SW	SW	SW	SW	XC	SW	SW
Days of operation/Notes 1st Class/Reservations/Bus/Ferry Catering facilities	□	E	□	□	□	H □◇ ⌘	□	□	□	D □	□	□	□	□	□	H □◇ ⌘	□	□
London Waterloo (WAT)	1650		1705				1735				1750	1805					1835	
Clapham Junction (CLJ)	1658u		1712u				1742u				1758u	1812u					1842u	
Woking (WOK)	d 1721		1737				1807				1821	1837					1907	
Farnborough (Main) (FNB)	d 1732										1832							
Fleet (FLE)	d																	
Reading (RDG)	d 7						1752									1852		
Basingstoke (BSK)	d 1747		1757				1811	1827			1847	1857				1911	1927	
Micheldever (MIC)	d 1757										1857							
Winchester (WIN)	d 1807		1814				1827	1844			1907	1914				1927	1944	
Shawford (SHW)	d 1812										1912							
Romsey (ROM)	d										1835							
Chandlers Ford (CFR)	d										1842							
Eastleigh (ESL)	a 3	1817	1822	←							1848	1917	1922	←				
Eastleigh (ESL)	d 3	1826	1823	1826							1854	1926	1923	1926				
Hedge End (HDE)	d	←		1832								→		1932				
Botley (BOE)	d			1836										1936				
Fareham (FRM)	a			1844										1944				
Portchester (PTC)	a			1850										1950				
Cosham (CSA)	a			1855										1955				
Hilsea (HLS)	a			1900										2005				
Fratton (FTN)	a			1909										2009				
Portsmouth & Southsea (PMS)	a			1913										2013				
Portsmouth Harbour (PMH)	a			1920										2020				
Southampton Airport Parkwy (SOA)	d		1827				1835	1854			1858		1927			1936	1954	
Swaythling (SWG)	d										1900							
St Denys (SDN)	d										1903							
Southampton Central (SOU)	a		1834				1842	1901			1908		1934			1947	2001	
Southampton Central (SOU)	d		1836				1850	1905			1910		1936			1950	2003	
Millbrook (Hants) (MBK)	d										1913							
Redbridge (RDB)	d										1916a							
Totton (TTN)	d		1841										1941					
Ashurst New Forest (ANF)	d		1846										1946					
Beaulieu Road (BEU)	d		1850										1950					
Brockenhurst (BCU)	a 3		1856				1903	1918					1956				2016	
Brockenhurst (BCU)	d 3		1857		1859	1910	1919	1929					1957		1959		2017	2029
Lymington Town (LYT)	d				1907			1937							2007		2037	
Lymington Pier (LYP)	a				1909			1939							2009		2039	
Lymington Pier (LYP)	d									2000								
Yarmouth (I.O.W.) (YMH)	a									2040								
Sway (SWY)	d		1901										2001					
New Milton (NWM)	d		1906					1925					2006				2023	
Hinton Admiral (HNA)	d		1910										2010					
Christchurch (CHR)	d		1916										2016					
Pokesdown (POK)	d		1920										2020					
Bournemouth (BMH)	a		1924			1927	1937						2024		2027	2035		
Bournemouth (BMH)	d		1925				1941						2025				2040	
Branksome (BSM)	d						1946										2045	
Parkstone (Dorset) (PKS)	d						1949										2048	
Poole (POO)	a 4		1934				1952						2034				2051	
Poole (POO)	d 4						1953										2052	
Hamworthy (HAM)	d						1958										2057	
Holton Heath (HOL)	d																	
Wareham (WRM)	d						2005										2104	
Wool (WOO)	d						2012										2111	
Moreton (Dorset) (MTN)	d						2018										2118	
Dorchester South (DCH)	d						2026										2126	
Dorchester West (DCW)	d		1952															
Upwey (UPW)	d		2000				2033										2133	
Weymouth (WEY)	a		2005				2037										2137	

NOTES (see introductory pages for explanation of train operator codes and standard symbols)

- a Arrival time
- d Departure time
- u Stops to pick up only
- D To Salisbury
- E From Bristol Temple Meads
- H From Manchester Piccadilly

London to Winchester, Fareham, Portsmouth, Southampton, Lymington, Yarmouth (IOW), Bournemouth and Weymouth

Sundays from 22 September

Operator	SW	SW	SW	SW	SW	SW	XC	SW	SW	SW	SW	SW	SW	SW	SW	XC	GW	GW
Days of operation/Notes 1st Class/Reservations/Bus/Ferry Catering facilities	K	D	□	□	□	□	H ◇ ⚓	□	□	□	□	□	□	□	□	H ◇ ⚓	E	L
London Waterloo (WAT)	15 d		1850	1905				1935			1950	2005						
Clapham Junction (CLJ)	10 d		1858u	1912u				1942u			1958u	2012u						
Woking (WOK)	d		1921	1937				2007			2021	2037						
Farnborough (Main) (FNB)	d		1932								2032							
Fleet (FLE)	d																	
Reading (RDG)	7 d						1952									2052		
Basingstoke (BSK)	d		1947	1957			2011	2027			2047	2057				2111		
Micheldever (MIC)	d		1957								2057							
Winchester (WIN)	d		2007	2014			2027	2044			2107	2114				2127		
Shawford (SHW)	d		2012								2112							
Romsey (ROM)	d		1935								2035							2111
Chandlers Ford (CFR)	d		1942								2042							
Eastleigh (ESL)	3 a		1948	2017	2022	←					2049	2119	2122		←			2138
Eastleigh (ESL)	3 d		1954	2026	2023	2026					2054	2126	2123		2126			2144
Hedge End (HDE)	d			←		2032						←		2132				2150
Botley (BOE)	d					2036								2136				2155
Fareham (FRM)	a					2044								2144				2202
Portchester (PTC)	a					2050								2150				
Cosham (CSA)	a					2055								2155				
Hilsea (HLS)	a					2100								2200				
Fratton (FTN)	a					2109								2209				2219
Portsmouth & Southsea (PMS)	a					2113								2213				2223
Portsmouth Harbour (PMH)	a					2120								2220				2228
Southampton Airport Parkwy (SOA)	← d		1958		2027		2038c	2054			2058		2127			2135		
Swaythling (SWG)	d		2000								2100							
St Denys (SDN)	d		2003								2103							
Southampton Central (SOU)	a		2008		2034		2045	2101			2108		2134			2142		
Southampton Central (SOU)	d		2010		2036		2050	2103			2110		2136			2150		
Millbrook (Hants) (MBK)	d		2013								2113							
Redbridge (RDB)	d		2016a								2117a							
Totton (TTN)	d				2041								2141					
Ashurst New Forest (ANF)	d				2046								2146					
Beaulieu Road (BEU)	d				2050								2150					
Brockenhurst (BCU)	3 a				2056			2116					2156					
Brockenhurst (BCU)	3 d				2057		2059	2117	2129				2157	2159				
Lymington Town (LYT)	d						2107		2137				2207					
Lymington Pier (LYP)	a						2109		2139				2209					
Lymington Pier (LYP)	d	2100																
Yarmouth (I.O.W.) (YMH)	a	2140																
Sway (SWY)	d				2101								2201					
New Milton (NWM)	d				2106			2124					2206					
Hinton Admiral (HNA)	d				2110								2210					
Christchurch (CHR)	d				2116								2216					
Pokesdown (POK)	d				2120								2220					
Bournemouth (BMH)	a				2124		2127	2135					2224		2227			
Bournemouth (BMH)	d				2125						2140		2225					
Branksome (BSM)	d										2145							
Parkstone (Dorset) (PKS)	d										2148							
Poole (POO)	4 a				2134						2151		2234					
Poole (POO)	4 d										2152							
Hamworthy (HAM)	d										2157							
Holton Heath (HOL)	d																	
Wareham (WRM)	d							2204										
Wool (WOO)	d							2211										
Moreton (Dorset) (MTN)	d							2217										
Dorchester South (DCH)	d							2225										
Dorchester West (DCW)	d																2255	
Upwey (UPW)	d							2232										2304
Weymouth (WEY)	a							2237										2309

NOTES (see introductory pages for explanation of train operator codes and standard symbols)

- a Arrival time
- d Departure time
- u Stops to pick up only
- c Arrives 3 minutes earlier
- D To Salisbury
- E From Bristol Temple Meads
- H From Manchester Piccadilly
- K Runs until 3 November
- L From Bristol Temple Meads to Portsmouth Harbour

London to Winchester, Fareham, Portsmouth, Southampton, Lymington, Yarmouth (IOW), Bournemouth and Weymouth

Sundays from 22 September

Operator	SW	SW	SW	SW	SW	XC	SW	SW	SW	SW	SW	SW	SW	SW	SW	SW
Days of operation/Notes	1	M	1	1	1	H	1	D	1	1	1	1	1	1	1	1
1st Class/Reservations/Bus/Ferry	1	1	1	1	1	1	1	1	1	1	1	1	1	1	1	1
Catering facilities	1	1	1	1	1	1	1	1	1	1	1	1	1	1	1	1
London Waterloo (WAT)	15 d		2050	2105			2135		2150	2205		2250	2305			0010
Clapham Junction (CLJ)	10 d		2058u	2112u			2142u		2158u	2212u		2258u	2312u			0017u
Woking (WOK)	d		2121	2137			2207		2221	2237		2321	2337			0042
Farnborough (Main) (FNB)	d		2132							2232		2332				
Fleet (FLE)	d															
Reading (RDG)	7 d					2152										
Basingstoke (BSK)	d	2127		2147	2157		2210	2227		2247	2257		2347	2357		0101
Micheldever (MIC)	d			2157						2257			2357			
Winchester (WIN)	d	2144		2207	2214		2225	2244		2307	2314		0007	0014		0118
Shawford (SHW)	d			2212						2312			0012			
Romsey (ROM)	d		2135						2235							
Chandlers Ford (CFR)	d		2142						2242							
Eastleigh (ESL)	3 a		2148	2217	2222	←			2248	2317	2322	←	0017	0022	←	0126
Eastleigh (ESL)	3 d		2154	2226	2223	2226			2254	2326	2323	2326	0030	0023	0030	0127
Hedge End (HDE)	d			←		2232				←		2332	←		0036s	
Botley (BOE)	d					2236						2336			0040s	
Fareham (FRM)	a					2244						2344			0048s	
Portchester (PTC)	a					2250						2350			0054s	
Cosham (CSA)	a					2255						2355			0059s	
Hilsea (HLS)	a					2300						0002				
Fratton (FTN)	a					2308						0007			0106s	
Portsmouth & Southsea (PMS)	a					2312						0010			0110s	
Portsmouth Harbour (PMH)	a					2316						0014			0114	
Southampton Airport Parkwy (SOA)	← d	2153	2158		2227		2235	2253	2258		2327			0028		0132
Swaythling (SWG)	d		2201						2300							
St Denys (SDN)	d		2204						2303					0032s		
Southampton Central (SOU)	a	2200	2209		2234		2242	2300	2308		2334			0037		0139
Southampton Central (SOU)	d	2203	2210		2236			2303	2310		2336			0040		
Millbrook (Hants) (MBK)	d		2213						2312							
Redbridge (RDB)	d		2217a						2315a							
Totton (TTN)	d				2241							2341			0045s	
Ashurst New Forest (ANF)	d				2246							2346				
Beaulieu Road (BEU)	d															
Brockenhurst (BCU)	3 a	2216			2254			2316			2354			0056s		
Brockenhurst (BCU)	3 d	2217			2257			2317			2355					
Lymington Town (LYT)	d															
Lymington Pier (LYP)	a															
Lymington Pier (LYP)	d															
Yarmouth (I.O.W.) (YMH)	a															
Sway (SWY)	d				2301						2359					
New Milton (NWM)	d	2224			2306			2324			0004			0104s		
Hinton Admiral (HNA)	d				2310						0008					
Christchurch (CHR)	d				2316						0013			0112s		
Pokesdown (POK)	d				2320						0017			0116s		
Bournemouth (BMH)	a	2235			2324			2335			0021			0120		
Bournemouth (BMH)	d	2240			2325			2340			0022			0121		
Branksome (BSM)	d	2245						2345			0027			0126s		
Parkstone (Dorset) (PKS)	d	2248						2348			0030			0129s		
Poole (POO)	4 a	2251			2334			2351			0034			0133		
Poole (POO)	4 d	2252						2352								
Hamworthy (HAM)	d	2257						2357								
Holton Heath (HOL)	d															
Wareham (WRM)	d	2304						0004								
Wool (WOO)	d	2311						0011								
Moreton (Dorset) (MTN)	d	2317						0017								
Dorchester South (DCH)	d	2325						0025								
Dorchester West (DCW)	d															
Upwey (UPW)	d	2332						0031								
Weymouth (WEY)	a	2337						0036								

NOTES (see introductory pages for explanation of train operator codes and standard symbols)

- a Arrival time
- d Departure time
- s Stops to set down only
- u Stops to pick up only
- D To Salisbury
- H From Manchester Piccadilly
- M To Romsey
- N Also calls at Wimbledon 0023
- MM Monday mornings

Weymouth, Bournemouth, Yarmouth (IOW), Lymington, Southampton, Portsmouth and Fareham to Winchester and London

Mondays to Fridays until 20 September

Operator	SW	XC	SW	SW	SW	XC	SW	SW	SW	SW	SW	SW	SW	SW	SW	XC	SW
Days of operation/Notes	1	A	B	1	1	A	C	D	1	C	D	E	1	1	1	A	1
1st Class/Reservations/Bus/Ferry	1	1	1	1	1	1	1	1	1	1	1	1	1	1	1	1	1
Catering facilities	1	1	1	1	1	1	1	1	1	1	1	1	1	1	1	1	1
Weymouth (WEY)	d																
Upwey (UPW)	d																
Dorchester West (DCW)	a																
Dorchester South (DCH)	d																
Moreton (Dorset) (MTN)	d																
Wool (WOO)	d																
Wareham (WRM)	d																
Holton Heath (HOL)	d																
Hamworthy (HAM)	d																
Poole (POO)	4 a																
Poole (POO)	4 d			0500	0523				0540					0555			
Parkstone (Dorset) (PKS)	d			0504	0527				0544					0559			
Branksome (BSM)	d			0507	0530				0547					0602			
Bournemouth (BMH)	a			0512	0535				0553					0607			
Bournemouth (BMH)	d			0515	0537				0555					0611		0630	
Pokesdown (POK)	d			0519	0541									0615			
Christchurch (CHR)	d			0523	0545									0619			
Hinton Admiral (HNA)	d				0550									0624			
New Milton (NWM)	d			0530	0554									0628			
Sway (SWY)	d				0559									0633			
Yarmouth (I.O.W.) (YMH)	d																
Lymington Pier (LYP)	a																
Lymington Pier (LYP)	d												0614				0644
Lymington Town (LYT)	d												0616				0646
Brockenhurst (BCU)	3 a			0536	0604				0610				0625	0638			0655
Brockenhurst (BCU)	3 d			0537					0611					0640			
Beaulieu Road (BEU)	d																
Ashurst New Forest (ANF)	d													0648			
Totton (TTN)	d			0548					0622					0653			
Redbridge (RDB)	d							0612									
Millbrook (Hants) (MBK)	d							0615									
Southampton Central (SOU)	a			0554				0618	0628		←			0658		0702	
Southampton Central (SOU)	d	0452	0515		0555		0615		0633	0630		0633	0644		0700		0715
St Denys (SDN)	d	0457							←			0639	0649				
Swaythling (SWG)	d	0500										0642	0652				
Southampton Airport Parkway (SOA) ←	d	0503	0523		0603		0623			0638		0645	0655		0708		0723
Portsmouth Harbour (PMH)	d			0455				0550								0624	
Portsmouth & Southsea (PMS)	d			0500				0555								0628	
Fratton (FTN)	d			0504				0559								0632	
Hilsea (HLS)	d			0508				0603								0637	
Cosham (CSA)	d			0514				0608								0642	
Portchester (PTC)	d			0518				0613								0647	
Fareham (FRM)	d			0525				0620								0653	
Botley (BOE)	d			0533				0629								0702	
Hedge End (HDE)	d			0537				0634								0707	
Eastleigh (ESL)	3 a	0506		0544	0607			0642		←	0649	0659				0713	
Eastleigh (ESL)	3 d	0507		0545	0608			0643			0643	0650	0659			0715	
Chandlers Ford (CFR)	d											0655					
Romsey (ROM)	a											0703					
Shawford (SHW)	d	0513		0551								0649		0705			
Winchester (WIN)	d	0519	0531	0557	0618		0633			0647	0655		0711		0718	0725	0731
Micheldever (MIC)	d	0527		0606							0703					0733	
Basingstoke (BSK)	a	0538	0546	0617	0635		0650			0704	0714		0727		0734	0743	0746
Reading (RDG)	7 a		0607				0708										0809
Fleet (FLE)	a	0550		0639									0746				
Farnborough (Main) (FNB)	a	0556		0645									0752			0758	
Woking (WOK)	a	0605		0657	0655						0734		0805			0808	
Clapham Junction (CLJ)	10 a	0625			0715								0839				
London Waterloo (WAT)	15 a	0634		0730	0726					0747	0806				0819	0836	

NOTES (see introductory pages for explanation of train operator codes and standard symbols)

- a Arrival time
- d Departure time
- A To Manchester Piccadilly
- B Also calls at Hook 0630, Winchfield 0634 and Brookwood 0652
- C Also calls at Surbiton 0747
- D From Salisbury
- E Also calls at Hook 0737, Winchfield 0741, Brookwood 0800 and Weybridge 0814

Weymouth, Bournemouth, Yarmouth (IOW), Lymington, Southampton, Portsmouth and Fareham to Winchester and London

Mondays to Fridays until 20 September

Operator	SW	SW	SW	SW	SW	SW	SW	SW	GW	SW	XC	SW	SW	SW	SW	SW	SW
Days of operation/Notes 1st Class/Reservations/Bus/Ferry Catering facilities	□	□	□	D	F	□	□	□	G	□	A □◇ ⚓	⚓	□	□	□	□	D
Weymouth (WEY)	d	0555						0625	0638							0655	
Upwey (UPW)	d	0559						0629	0643							0659	
Dorchester West (DCW)	a								0651								
Dorchester South (DCH)	d	0607						0637								0707	
Moreton (Dorset) (MTN)	d	0614						0644								0714	
Wool (WOO)	d	0620						0650								0720	
Wareham (WRM)	d	0627						0657								0727	
Holton Heath (HOL)	d	0631														0731	
Hamworthy (HAM)	d	0636						0704								0736	
Poole (POO)	4 a	0640						0708								0740	
Poole (POO)	4 d	0641						0650 0711								0720 0741	
Parkstone (Dorset) (PKS)	d	0645						0654 0715								0724 0745	
Branksome (BSM)	d	0649						0657 0719								0727 0749	
Bournemouth (BMH)	a	0654						0702 0724								0732 0754	
Bournemouth (BMH)	d	0634	0656					0704 0726			0731					0734 0756	
Pokesdown (POK)	d	0638						0708								0738	
Christchurch (CHR)	d	0642						0712								0742	
Hinton Admiral (HNA)	d	0647						0717								0747	
New Milton (NWM)	d	0651						0721								0751	
Sway (SWY)	d	0656						0726								0756	
Yarmouth (I.O.W.) (YMH)	⚓ d											0700					
Lymington Pier (LYP)	⚓ a											0740					
Lymington Pier (LYP)	d						0714						0744				
Lymington Town (LYT)	d						0716						0746				
Brockenhurst (BCU)	3 a	0701					0725	0731					0755		0801	0810	
Brockenhurst (BCU)	3 d	0702						0733							0802	0811	
Beaulieu Road (BEU)	d														0807		
Ashurst New Forest (ANF)	d	0710						0741							0811		
Totton (TTN)	d	0715						0746							0816		
Redbridge (RDB)	d			0724													0824
Millbrook (Hants) (MBK)	d			0728													0828
Southampton Central (SOU)	a	0720	0725	0732				0752 0756			0802				0822	0826	0832
Southampton Central (SOU)	d	0730		0735	0738						0815				0830		0835
St Denys (SDN)	d			0740	0743												0840
Swaythling (SWG)	d			0743	0746												0843
Southampton Airport Parkway (SOA)	← a	0738		0746	0750			0808			0823				0838		0846
Portsmouth Harbour (PMH)	⚓ d		0650								0724						0755
Portsmouth & Southsea (PMS)	d		0655								0729						0800
Fratton (FTN)	d		0659								0733						0804
Hilsea (HLS)	d		0703								0737						0808
Cosham (CSA)	d		0708								0742						0813
Portchester (PTC)	d		0713								0747						0818
Fareham (FRM)	d		0720								0753						0824
Botley (BOE)	d		0728								0800						0831
Hedge End (HDE)	d		0733								0805						0836
Eastleigh (ESL)	3 a		0739	0749	0753						0811						0842
Eastleigh (ESL)	3 d		0743	0750	0755						0812						0843
Chandlers Ford (CFR)	d			0755													0850
Romsey (ROM)	a			0803													0855
Shawford (SHW)	d		0749		0801						0818						0850
Winchester (WIN)	d	0748	0755		0807			0818			0823a	0831			0848		0856
Micheldever (MIC)	d		0803														0904
Basingstoke (BSK)	a		0813		0823			0834				0846					0914
Reading (RDG)	7 a										0907						
Fleet (FLE)	a		0826		0842												0926
Farnborough (Main) (FNB)	a		0832		0847												0932
Woking (WOK)	a		0842		0903			0854							0922		0942
Clapham Junction (CLJ)	10 a							0914							0942		1002
London Waterloo (WAT)	⊖ 15 a	0848	0909		0938			0925							0953		1011

NOTES (see introductory pages for explanation of train operator codes and standard symbols)

- a Arrival time
- d Departure time
- A To Manchester Piccadilly
- D From Salisbury
- F Also calls at Hook 0832, Winchfield 0836, Brookwood 0857 and Surbiton 0916
- G To Gloucester

Weymouth, Bournemouth, Yarmouth (IOW), Lymington, Southampton, Portsmouth and Fareham to Winchester and London

Mondays to Fridays until 20 September

Operator	SW	SW	SW	SW	SW	XC A A A	GW G	SW 	SW	SW	SW	SW	SW	SW D	SW	SW	SW	SW
Days of operation/Notes 1st Class/Reservations/Bus/Ferry Catering facilities	□	□	□	□	□	□	□		□	□	□	□	□	□	□	□	□	□
Weymouth (WEY)	d				0724		0733					0755						0820
Upwey (UPW)	d				0728		0738					0759						0824
Dorchester West (DCW)	a						0746											
Dorchester South (DCH)	d				0736							0807						0833
Moreton (Dorset) (MTN)	d				0742							0814						0839
Wool (WOO)	d				0748							0820						0845
Wareham (WRM)	d				0755							0827						0853
Holton Heath (HOL)	d				0759							0830						0856
Hamworthy (HAM)	d				0804							0835						0901
Poole (POO)	4 a				0808							0840						0906
Poole (POO)	4 d			0804								0841				0853	0858	0907
Parkstone (Dorset) (PKS)	d			0808								0845						0902
Branksome (BSM)	d			0811								0848						0906
Bournemouth (BMH)	a			0816								0854				0902	0911	0917
Bournemouth (BMH)	d		0802	0818		0823	0840					0856				0905		0922
Pokesdown (POK)	d		0806	0821		0827										0909		0926
Christchurch (CHR)	d		0810	0825		0831										0913		0930
Hinton Admiral (HNA)	d		0815			0836										0918		
New Milton (NWM)	d		0819	0832		0840										0922		0937
Sway (SWY)	d		0824			0845										0927		
Yarmouth (I.O.W.) (YMH)	d							0800										
Lymington Pier (LYP)	a							0840										
Lymington Pier (LYP)	d	0814								0844					0914			
Lymington Town (LYT)	d	0816								0846					0916			
Brockenhurst (BCU)	3 a	0825	0829	0839		0849				0855		0910			0925	0932		0943
Brockenhurst (BCU)	3 d		0830	0840		0850						0911				0933		0944
Beaulieu Road (BEU)	d		0835															
Ashurst New Forest (ANF)	d		0839			0858											0942	
Totton (TTN)	d		0844			0903						0903					0947	
Redbridge (RDB)	d													0925				
Millbrook (Hants) (MBK)	d													0929				
Southampton Central (SOU)	a		0853	0854			0913					0918	0926		0932		0953	0958
Southampton Central (SOU)	d		0902	0900	0902		0915						0930		0935		0955	1000
St Denys (SDN)	d				0907										0940			
Swaythling (SWG)	d				0910										0943			
Southampton Airport Parkway (SOA)	← d			0908	0913		0923					0938			0946		1003	1008
Portsmouth Harbour (PMH)	d												0855					
Portsmouth & Southsea (PMS)	d												0900					
Fratton (FTN)	d												0904					
Hilsea (HLS)	d												0908					
Cosham (CSA)	d												0913					
Portchester (PTC)	d												0918					
Fareham (FRM)	d												0924					
Botley (BOE)	d												0931					
Hedge End (HDE)	d												0936					
Eastleigh (ESL)	3 a				0916								0942	0950			1006	
Eastleigh (ESL)	3 d				0917								0944	0950			1014	
Chandlers Ford (CFR)	d													0955				
Romsey (ROM)	a													1003				
Shawford (SHW)	d				0922													
Winchester (WIN)	d			0918	0927a		0933					0948	0954					1018
Micheldever (MIC)	d												1002					
Basingstoke (BSK)	a			0936			0948						1012					1034
Reading (RDG)	7 a						1010											
Fleet (FLE)	a												1024					
Farnborough (Main) (FNB)	a												1029					
Woking (WOK)	a			0955								1020	1039					
Clapham Junction (CLJ)	10 a			1015														1112
London Waterloo (WAT)	15 a			1024								1049	1104					1121

NOTES (see introductory pages for explanation of train operator codes and standard symbols)

- a Arrival time
- d Departure time
- A To Manchester Piccadilly
- D From Salisbury
- G To Gloucester

Weymouth, Bournemouth, Yarmouth (IOW), Lymington, Southampton, Portsmouth and Fareham to Winchester and London

Mondays to Fridays until 20 September

Operator	SW	XC A A	SW A	SW	SW	SW	SW D A	SW	SW	SW	SW	SW	SW	GW G	XC A A	SW A	SW	SW
Days of operation/Notes 1st Class/Reservations/Bus/Ferry Catering facilities	□	□◇ A	▬	□	□	□	□	□	□	□	□	□	□	□	□◇ A	▬	□	□
Weymouth (WEY)	d					0903								0920				1003
Upwey (UPW)	d													0924				0935
Dorchester West (DCW)	a													0943				
Dorchester South (DCH)	d					0913								0933				1013
Moreton (Dorset) (MTN)	d													0939				
Wool (WOO)	d													0945				
Wareham (WRM)	d					0928								0953				1028
Holton Heath (HOL)	d													0956				
Hamworthy (HAM)	d					0935								1001				1035
Poole (POO)	4 a					0939								1006				1039
Poole (POO)	4 d					0940								0958 1007				1040
Parkstone (Dorset) (PKS)	d					0944								1002				1044
Branksome (BSM)	d					0948								1006				1048
Bournemouth (BMH)	a					0954								1011 1017				1054
Bournemouth (BMH)	d		0945			0959				1002				1022			1045	1059
Pokesdown (POK)	d									1006				1026				
Christchurch (CHR)	d									1010				1030				
Hinton Admiral (HNA)	d									1015								
New Milton (NWM)	d									1019				1037				
Sway (SWY)	d									1024								
Yarmouth (I.O.W.) (YMH)	d					0905											1005	
Lymington Pier (LYP)	a					0945											1045	
Lymington Pier (LYP)	d					0957							1027					1057
Lymington Town (LYT)	d					0959							1029					1059
Brockenhurst (BCU)	3 a		0959			1008	1013					1029	1038	1043				1108
Brockenhurst (BCU)	3 d		1000				1014							1044				1114
Beaulieu Road (BEU)	d													1035				
Ashurst New Forest (ANF)	d													1039				
Totton (TTN)	d													1044				
Redbridge (RDB)	d									1027								
Millbrook (Hants) (MBK)	d									1031								
Southampton Central (SOU)	a		1013			1028				1034	1053			1058			1113	1128
Southampton Central (SOU)	d		1015			1030				1036	1055			1100			1115	1130
St Denys (SDN)	d									1041								
Swaythling (SWG)	d									1044								
Southampton Airport Parkway (SOA)	← d		1023			1038				1047	1103			1108			1123	1138
Portsmouth Harbour (PMH)	d									0955								
Portsmouth & Southsea (PMS)	d									1000								
Fratton (FTN)	d									1004								
Hilsea (HLS)	d									1008								
Cosham (CSA)	d									1013								
Portchester (PTC)	d									1018								
Fareham (FRM)	d									1024								
Botley (BOE)	d									1031								
Hedge End (HDE)	d									1036								
Eastleigh (ESL)	3 a	←								1042	1050	1106		←				
Eastleigh (ESL)	3 d		1014							1043	1051	1114		1114				
Chandlers Ford (CFR)	d									1056								
Romsey (ROM)	a									1103								
Shawford (SHW)	d	1019															1119	
Winchester (WIN)	d	1025a	1031			1048	1052							1118		1124a	1132	1148
Micheldever (MIC)	d						1101											
Basingstoke (BSK)	a		1047				1111							1134			1147	
Reading (RDG)	7 a		1107														1207	
Fleet (FLE)	a						1122											
Farnborough (Main) (FNB)	a						1128											
Woking (WOK)	a					1120	1138											1220
Clapham Junction (CLJ)	10 a													1211				
London Waterloo (WAT)	← 15 a					1147	1206							1220				1249

NOTES (see introductory pages for explanation of train operator codes and standard symbols)

- a Arrival time
- d Departure time
- A To Manchester Piccadilly
- D From Salisbury
- G To Gloucester

Weymouth, Bournemouth, Yarmouth (IOW), Lymington, Southampton, Portsmouth and Fareham to Winchester and London

Mondays to Fridays until 20 September

Operator	SW	SW	SW	SW	SW	SW	SW	XC	SW	SW	SW	SW	SW	SW	SW	SW	SW
Days of operation/Notes	D	D	D	D	D	D	D	A	⚓	D	D	D	D	D	D	D	D
1st Class/Reservations/Bus/Ferry	⏱	⏱	⏱	⏱	⏱	⏱	⏱	⏱	⏱	⏱	⏱	⏱	⏱	⏱	⏱	⏱	⏱
Catering facilities	⏱	⏱	⏱	⏱	⏱	⏱	⏱	⏱	⏱	⏱	⏱	⏱	⏱	⏱	⏱	⏱	⏱
Weymouth (WEY)	d					1020							1103				1120
Upwey (UPW)	d					1024											1124
Dorchester West (DCW)	a																
Dorchester South (DCH)	d					1033							1113				1133
Moreton (Dorset) (MTN)	d					1039											1139
Wool (WOO)	d					1045											1145
Wareham (WRM)	d					1053							1128				1153
Holton Heath (HOL)	d					1056											1156
Hamworthy (HAM)	d					1101							1135				1201
Poole (POO)	4 a					1106							1139				1206
Poole (POO)	4 d					1058	1107						1140				1158 1207
Parkstone (Dorset) (PKS)	d					1102							1144				1202
Branksome (BSM)	d					1106							1148				1206
Bournemouth (BMH)	a					1111	1117						1154				1211 1217
Bournemouth (BMH)	d			1102		1122		1145					1159			1202	1222
Pokesdown (POK)	d			1106		1126										1206	1226
Christchurch (CHR)	d			1110		1130										1210	1230
Hinton Admiral (HNA)	d			1115												1215	
New Milton (NWM)	d			1119		1137										1219	1237
Sway (SWY)	d			1124												1224	
Yarmouth (I.O.W.) (YMH)	⚓ d								1105								
Lymington Pier (LYP)	⚓ a								1145								
Lymington Pier (LYP)	d					1127					1157						1227
Lymington Town (LYT)	d					1129					1159						1229
Brockenhurst (BCU)	3 a			1129	1138	1143					1208	1213				1229	1243
Brockenhurst (BCU)	3 d			1130		1144						1214				1230	1244
Beaulieu Road (BEU)	d															1235	
Ashurst New Forest (ANF)	d			1139												1239	
Totton (TTN)	d			1144												1244	
Redbridge (RDB)	d			1127												1227	
Millbrook (Hants) (MBK)	d			1131												1231	
Southampton Central (SOU)	a			1134	1150		1158		1213				1228		1234	1250	1258
Southampton Central (SOU)	d			1136	1155		1200		1215				1230		1236	1255	1300
St Denys (SDN)	d			1141											1241		
Swaythling (SWG)	d			1144											1244		
Southampton Airport Parkway (SOA) ←	d			1147	1203		1208		1223				1238		1247	1303	1308
Portsmouth Harbour (PMH)	⚓ d	1055													1155		
Portsmouth & Southsea (PMS)	d	1100													1200		
Fratton (FTN)	d	1104													1204		
Hilsea (HLS)	d	1108													1208		
Cosham (CSA)	d	1113													1213		
Portchester (PTC)	d	1118													1218		
Fareham (FRM)	d	1124													1224		
Botley (BOE)	d	1131													1231		
Hedge End (HDE)	d	1136													1236		
Eastleigh (ESL)	3 a	1142	1150	1206				←							1247	1250	1307
Eastleigh (ESL)	3 d	1145	1151	1214				1214							1247	1251	1314
Chandlers Ford (CFR)	d			1156	→										1256	→	
Romsey (ROM)	a			1203											1303		
Shawford (SHW)	d							1219									
Winchester (WIN)	d	1155				1218		1224a	1231				1248	1257			1318
Micheldever (MIC)	d	1203												1305			
Basingstoke (BSK)	a	1213				1234			1246					1315			1334
Reading (RDG)	7 a								1306								
Fleet (FLE)	a	1225													1327		
Farnborough (Main) (FNB)	a	1230													1332		
Woking (WOK)	a	1241											1320	1342			
Clapham Junction (CLJ)	10 a					1312											1412
London Waterloo (WAT)	⚓ 15 a	1306				1321							1349	1409			1421

NOTES (see introductory pages for explanation of train operator codes and standard symbols)

- a Arrival time
- d Departure time
- A To Manchester Piccadilly
- D From Salisbury

Weymouth, Bournemouth, Yarmouth (IOW), Lymington, Southampton, Portsmouth and Fareham to Winchester and London

Mondays to Fridays until 20 September

Operator	SW	GW	XC	SW	SW	SW	SW	SW	SW	SW	SW	SW	SW	XC	SW	SW	SW
Days of operation/Notes 1st Class/Reservations/Bus/Ferry Catering facilities	□	G	A ◇ ⚓	⚓	□	□	□	D □	□	□	□	□	□	A ◇ ⚓	⚓	□	□
Weymouth (WEY)	d	1129				1203							1220				1303
Upwey (UPW)	d	1134											1224				
Dorchester West (DCW)	a	1142															
Dorchester South (DCH)	d					1213							1233				1313
Moreton (Dorset) (MTN)	d												1239				
Wool (WOO)	d												1245				
Wareham (WRM)	d					1228							1253				1328
Holton Heath (HOL)	d												1256				
Hamworthy (HAM)	d					1235							1301				1335
Poole (POO)	4 a					1239							1306				1339
Poole (POO)	4 d					1240							1258 1307				1340
Parkstone (Dorset) (PKS)	d					1244							1302				1344
Branksome (BSM)	d					1248							1306				1348
Bournemouth (BMH)	a					1254							1311 1317				1354
Bournemouth (BMH)	d		1245			1259				1302			1322		1345		1359
Pokesdown (POK)	d									1306			1326				
Christchurch (CHR)	d									1310			1330				
Hinton Admiral (HNA)	d									1315							
New Milton (NWM)	d									1319			1337				
Sway (SWY)	d									1324							
Yarmouth (I.O.W.) (YMH)	⚓ d			1205												1305	
Lymington Pier (LYP)	⚓ a			1245												1345	
Lymington Pier (LYP)	d				1257							1327					1357
Lymington Town (LYT)	d				1259							1329					1359
Brockenhurst (BCU)	3 a				1308	1313				1329	1338	1343					1408 1413
Brockenhurst (BCU)	3 d					1314				1330		1344					1414
Beaulieu Road (BEU)	d																
Ashurst New Forest (ANF)	d									1339							
Totton (TTN)	d									1344							
Redbridge (RDB)	d									1327							
Millbrook (Hants) (MBK)	d									1331							
Southampton Central (SOU)	a		1313			1328				1334	1350		1358		1413		1428
Southampton Central (SOU)	d		1315			1330				1336	1355		1400		1415		1430
St Denys (SDN)	d									1341							
Swaythling (SWG)	d									1344							
Southampton Airport Parkway (SOA) ←	d		1323			1338				1347	1403		1408		1423		1438
Portsmouth Harbour (PMH)	⚓ d							1255									
Portsmouth & Southsea (PMS)	d							1300									
Fratton (FTN)	d							1304									
Hilsea (HLS)	d							1308									
Cosham (CSA)	d							1313									
Portchester (PTC)	d							1318									
Fareham (FRM)	d							1324									
Botley (BOE)	d							1331									
Hedge End (HDE)	d							1336									
Eastleigh (ESL)	3 a	←						1342	1350	1406				←			
Eastleigh (ESL)	3 d	1314						1343	1351	1414				1414			
Chandlers Ford (CFR)	d									1356	→						
Romsey (ROM)	a									1403							
Shawford (SHW)	d	1319												1419			
Winchester (WIN)	d	1324a	1332			1348	1352						1418	1424a	1431		1448
Micheldever (MIC)	d						1401										
Basingstoke (BSK)	a		1349				1411						1434		1446		
Reading (RDG)	7 a		1407												1506		
Fleet (FLE)	a						1422										
Farnborough (Main) (FNB)	a						1428										
Woking (WOK)	a					1420	1438										1520
Clapham Junction (CLJ)	10 a												1511				
London Waterloo (WAT)	15 a					1449	1506						1520				1549

NOTES (see introductory pages for explanation of train operator codes and standard symbols)

- a Arrival time
- d Departure time
- A To Manchester Piccadilly
- D From Salisbury
- G To Gloucester

Weymouth, Bournemouth, Yarmouth (IOW), Lymington, Southampton, Portsmouth and Fareham to Winchester and London

Mondays to Fridays until 20 September

Operator	SW	SW	SW	SW	SW	SW	SW	GW	XC	SW	SW	SW	SW	SW	SW	SW
Days of operation/Notes	□	D □	□	□	□	□	□	G	A □◇	☰	□	□	□	D □	□	□
1st Class/Reservations/Bus/Ferry Catering facilities									⚓							
Weymouth (WEY)	d					1320		1328						1403		
Upwey (UPW)	d					1324		1333								
Dorchester West (DCW)	a							1341								
Dorchester South (DCH)	d					1333								1413		
Moreton (Dorset) (MTN)	d					1339										
Wool (WOO)	d					1345										
Wareham (WRM)	d					1353								1428		
Holton Heath (HOL)	d					1356										
Hamworthy (HAM)	d					1401								1435		
Poole (POO)	4 a					1406								1439		
Poole (POO)	4 d					1358	1407							1440		
Parkstone (Dorset) (PKS)	d					1402								1444		
Branksome (BSM)	d					1406								1448		
Bournemouth (BMH)	a					1411	1417							1454		
Bournemouth (BMH)	d			1402		1422			1445					1459		1502
Pokesdown (POK)	d			1406		1426										1506
Christchurch (CHR)	d			1410		1430										1510
Hinton Admiral (HNA)	d			1415												1515
New Milton (NWM)	d			1419		1437										1519
Sway (SWY)	d			1424												1524
Yarmouth (I.O.W.) (YMH)	☰ d									1405						
Lymington Pier (LYP)	☰ a									1445						
Lymington Pier (LYP)	d				1427						1457					1527
Lymington Town (LYT)	d				1429						1459					1529
Brockenhurst (BCU)	3 a			1429	1438	1443					1508	1513			1529	1538
Brockenhurst (BCU)	3 d			1430		1444						1514			1530	
Beaulieu Road (BEU)	d			1435												
Ashurst New Forest (ANF)	d			1439											1539	
Totton (TTN)	d			1444											1544	
Redbridge (RDB)	d		1427												1527	
Millbrook (Hants) (MBK)	d		1431												1531	
Southampton Central (SOU)	a		1434	1452		1458			1513			1528		1534	1552	
Southampton Central (SOU)	d		1435	1457		1500			1515			1530		1536	1555	
St Denys (SDN)	d		1440											1541		
Swaythling (SWG)	d		1443											1544		
Southampton Airport Parkway (SOA) ↔	d		1446	1505		1508			1523			1538		1547	1603	
Portsmouth Harbour (PMH)	☰ d	1355												1455		
Portsmouth & Southsea (PMS)	d	1400												1500		
Fratton (FTN)	d	1404												1504		
Hilsea (HLS)	d	1408												1508		
Cosham (CSA)	d	1413												1513		
Portchester (PTC)	d	1418												1518		
Fareham (FRM)	d	1424												1524		
Botley (BOE)	d	1431												1531		
Hedge End (HDE)	d	1436												1536		
Eastleigh (ESL)	3 a	1442	1450	1508				←						1542	1550	1607
Eastleigh (ESL)	3 d	1443	1450	1514				1514						1543	1551	1614
Chandlers Ford (CFR)	d			1455	→									1556	→	
Romsey (ROM)	a			1503										1603		
Shawford (SHW)	d							1519								
Winchester (WIN)	d	1452				1518		1524a		1531		1548	1552			
Micheldever (MIC)	d	1501											1601			
Basingstoke (BSK)	a	1511				1534				1546			1611			
Reading (RDG)	7 a									1609						
Fleet (FLE)	a	1523												1622		
Farnborough (Main) (FNB)	a	1528												1628		
Woking (WOK)	a	1538										1620	1638			
Clapham Junction (CLJ)	10 a					1611										
London Waterloo (WAT)	↻ 15 a	1607				1620						1649	1704			

NOTES (see introductory pages for explanation of train operator codes and standard symbols)

- a Arrival time
- d Departure time
- A To Manchester Piccadilly
- D From Salisbury
- G To Gloucester

Weymouth, Bournemouth, Yarmouth (IOW), Lymington, Southampton, Portsmouth and Fareham to Winchester and London

Mondays to Fridays until 20 September

Operator	SW	SW	SW	XC	SW	SW	SW	SW	SW	SW	SW	SW	SW	SW	GW	XC	SW
Days of operation/Notes 1st Class/Reservations/Bus/Ferry Catering facilities	□	□	□	□ A □ ◇ ⚓	⚓	□	□	□	□	□	□	□	□	□	G	□ A □ ◇ ⚓	⚓
Weymouth (WEY)	d	1420					1503						1520		1528		
Upwey (UPW)	d	1424											1524		1533		
Dorchester West (DCW)	a														1541		
Dorchester South (DCH)	d	1433					1513						1533				
Moreton (Dorset) (MTN)	d	1439											1539				
Wool (WOO)	d	1445											1545				
Wareham (WRM)	d	1453					1528						1553				
Holton Heath (HOL)	d	1456											1556				
Hamworthy (HAM)	d	1501					1535						1601				
Poole (POO)	4 a	1506					1539						1606				
Poole (POO)	4 d	1458	1507				1540						1558	1607			
Parkstone (Dorset) (PKS)	d	1502					1544						1602				
Branksome (BSM)	d	1506					1548						1606				
Bournemouth (BMH)	a	1511	1517				1554						1611	1617			
Bournemouth (BMH)	d	1522		1545			1559				1602		1622			1645	
Pokesdown (POK)	d	1526									1606		1626				
Christchurch (CHR)	d	1530									1610		1630				
Hinton Admiral (HNA)	d										1615						
New Milton (NWM)	d	1537									1619		1637				
Sway (SWY)	d										1624						
Yarmouth (I.O.W.) (YMH)	⚓ d				1505												1605
Lymington Pier (LYP)	⚓ a				1545												1645
Lymington Pier (LYP)	d					1557							1627				
Lymington Town (LYT)	d					1559							1629				
Brockenhurst (BCU)	3 a	1543				1608	1613					1629	1638	1643			
Brockenhurst (BCU)	3 d	1544					1614						1630		1644		
Beaulieu Road (BEU)	d												1635				
Ashurst New Forest (ANF)	d												1639				
Totton (TTN)	d												1644				
Redbridge (RDB)	d										1627						
Millbrook (Hants) (MBK)	d										1631						
Southampton Central (SOU)	a	1558		1613			1628				1634	1650		1658			1713
Southampton Central (SOU)	d	1600		1615			1630				1636	1652		1700			1715
St Denys (SDN)	d										1641	1657					
Swaythling (SWG)	d										1644	1700					
Southampton Airport Parkway (SOA)	← d	1608		1623			1638				1647	1704		1708			1723
Portsmouth Harbour (PMH)	⚓ d							1555									
Portsmouth & Southsea (PMS)	d							1600									
Fratton (FTN)	d							1604									
Hilsea (HLS)	d							1608									
Cosham (CSA)	d							1613									
Portchester (PTC)	d							1618									
Fareham (FRM)	d							1624									
Botley (BOE)	d							1631									
Hedge End (HDE)	d							1636									
Eastleigh (ESL)	3 a		←					1642	1650	1707				←			
Eastleigh (ESL)	3 d		1614					1643	1651	1711				1711			
Chandlers Ford (CFR)	d										1656	→					
Romsey (ROM)	a										1703						
Shawford (SHW)	d		1619														1719
Winchester (WIN)	d	1618	1624a	1632			1648	1652					1718	1725			1731
Micheldever (MIC)	d							1701									
Basingstoke (BSK)	a	1634		1647				1711					1734	1741			1746
Reading (RDG)	7 a			1707													1807
Fleet (FLE)	a							1722									
Farnborough (Main) (FNB)	a							1728									
Woking (WOK)	a						1721	1738									
Clapham Junction (CLJ)	10 a	1711											1811				
London Waterloo (WAT)	↻ 15 a	1720					1749	1804					1820				

NOTES (see introductory pages for explanation of train operator codes and standard symbols)

- a Arrival time
- d Departure time
- A To Manchester Piccadilly
- D From Salisbury
- G To Gloucester

Weymouth, Bournemouth, Yarmouth (IOW), Lymington, Southampton, Portsmouth and Fareham to Winchester and London

Mondays to Fridays until 20 September

Operator	SW	SW	SW	SW	SW	SW	SW	SW	SW	SW	SW	SW	XC	SW	SW	SW	SW	SW
Days of operation/Notes 1st Class/Reservations/Bus/Ferry Catering facilities	□	□	□	□	□	□	□	□	□	□	□	□	A □◇ ♠	☞	□	□	□	□
Weymouth (WEY)	d		1603								1620							1703
Upwey (UPW)	d										1624							
Dorchester West (DCW)	a																	
Dorchester South (DCH)	d		1613									1633						1713
Moreton (Dorset) (MTN)	d											1639						
Wool (WOO)	d											1645						
Wareham (WRM)	d		1628									1653						1728
Holton Heath (HOL)	d											1656						
Hamworthy (HAM)	d		1635									1701						1735
Poole (POO)	4 a		1639									1706						1739
Poole (POO)	4 d		1640								1658	1707						1740
Parkstone (Dorset) (PKS)	d		1644								1702							1744
Branksome (BSM)	d		1648								1706							1748
Bournemouth (BMH)	a		1654								1711	1717						1754
Bournemouth (BMH)	d		1659						1702		1722		1745					1759
Pokesdown (POK)	d								1706		1726							
Christchurch (CHR)	d								1710		1730							
Hinton Admiral (HNA)	d								1715									
New Milton (NWM)	d								1719		1737							
Sway (SWY)	d								1724									
Yarmouth (I.O.W.) (YMH)	d													1705				
Lymington Pier (LYP)	a													1745				
Lymington Pier (LYP)	d	1659								1729						1759		
Lymington Town (LYT)	d	1701								1731						1801		
Brockenhurst (BCU)	3 a	1709		1713					1729	1739	1743					1809	1813	
Brockenhurst (BCU)	3 d			1714					1730		1744						1814	
Beaulieu Road (BEU)	d																	
Ashurst New Forest (ANF)	d								1739									
Totton (TTN)	d								1744									
Redbridge (RDB)	d							1727										1827
Millbrook (Hants) (MBK)	d							1731										1831
Southampton Central (SOU)	a		1728					1734	1750		1758		1813				1828	1834
Southampton Central (SOU)	d		1724	1730				1736	1752		1800		1815				1830	1836
St Denys (SDN)	d							1741	1757									1841
Swaythling (SWG)	d							1744	1800									1844
Southampton Airport Parkway (SOA)	← d		1732	1738				1747	1804		1808		1823				1838	1847
Portsmouth Harbour (PMH)	d				1655													1755
Portsmouth & Southsea (PMS)	d				1700													1800
Fratton (FTN)	d				1704													1804
Hilsea (HLS)	d				1708													1808
Cosham (CSA)	d				1713													1813
Portchester (PTC)	d				1718													1818
Fareham (FRM)	d				1724													1824
Botley (BOE)	d				1731													1831
Hedge End (HDE)	d				1736													1836
Eastleigh (ESL)	3 a		1735	1742	←	1750	1807					←						1842
Eastleigh (ESL)	3 d		1745	1743	1745	1751	1812					1812						1843
Chandlers Ford (CFR)	d		→			1756	→											1851
Romsey (ROM)	a					1803												1903
Shawford (SHW)	d				1751							1817						
Winchester (WIN)	d		1748	1752	1757						1818	1823	1832				1848	1852
Micheldever (MIC)	d				1801													1901
Basingstoke (BSK)	a				1811	1813					1834	1840	1847					1911
Reading (RDG)	7 a												1908					
Fleet (FLE)	a				1822													1922
Farnborough (Main) (FNB)	a				1828													1928
Woking (WOK)	a			1820	1838												1924	1938
Clapham Junction (CLJ)	10 a										1911							
London Waterloo (WAT)	← 15 a		1849	1904							1920						1951	2004

NOTES (see introductory pages for explanation of train operator codes and standard symbols)

- a Arrival time
- d Departure time
- A To Manchester Piccadilly
- D From Salisbury

Weymouth, Bournemouth, Yarmouth (IOW), Lymington, Southampton, Portsmouth and Fareham to Winchester and London

Mondays to Fridays until 20 September

Operator	SW	SW	SW	SW	SW	GW	XC	SW	SW	SW	SW	SW	SW	SW	SW	SW	SW	SW
Days of operation/Notes 1st Class/Reservations/Bus/Ferry Catering facilities	□	□	□	□	□	H	A	□	□	□	□	□	D	□	□	□	□	□
Weymouth (WEY)	d			1720		1728		1803								1820		
Upwey (UPW)	d			1724		1733										1824		
Dorchester West (DCW)	a					1741												
Dorchester South (DCH)	d			1733				1813								1833		
Moreton (Dorset) (MTN)	d			1739												1839		
Wool (WOO)	d			1745												1845		
Wareham (WRM)	d			1753				1828								1853		
Holton Heath (HOL)	d			1756												1856		
Hamworthy (HAM)	d			1801				1835								1901		
Poole (POO)	4 a			1806				1839								1906		
Poole (POO)	4 d			1758	1807			1840								1858	1907	
Parkstone (Dorset) (PKS)	d			1802				1844								1902		
Branksome (BSM)	d			1806				1848								1906		
Bournemouth (BMH)	a			1811	1817			1854								1911	1917	
Bournemouth (BMH)	d	1802		1822			1845	1859						1902	1922			
Pokesdown (POK)	d	1806		1826										1906	1926			
Christchurch (CHR)	d	1810		1830										1910	1930			
Hinton Admiral (HNA)	d	1815												1915				
New Milton (NWM)	d	1819		1837										1919	1937			
Sway (SWY)	d	1824												1924				
Yarmouth (I.O.W.) (YMH)	d									1805								
Lymington Pier (LYP)	a									1845								
Lymington Pier (LYP)	d		1829									1903						1933
Lymington Town (LYT)	d		1831									1905						1935
Brockenhurst (BCU)	3 a	1829	1839	1843			1859	1913				1914		1929	1943			1944
Brockenhurst (BCU)	3 d	1830		1844			1900	1914						1930	1944			
Beaulieu Road (BEU)	d	1835																
Ashurst New Forest (ANF)	d	1839												1939				
Totton (TTN)	d	1844												1944				
Redbridge (RDB)	d												1927					
Millbrook (Hants) (MBK)	d												1931					
Southampton Central (SOU)	a	1853		1858			1913	1928					1934	1952	1958			
Southampton Central (SOU)	d	1857		1900			1915	1930					1936	1955	2000			
St Denys (SDN)	d												1941					
Swaythling (SWG)	d												1944					
Southampton Airport Parkway (SOA) ←	d	1905		1908			1923	1938					1947	2003	2008			
Portsmouth Harbour (PMH)	d									1855								
Portsmouth & Southsea (PMS)	d									1900								
Fratton (FTN)	d									1904								
Hilsea (HLS)	d									1908								
Cosham (CSA)	d									1913								
Portchester (PTC)	d									1918								
Fareham (FRM)	d									1924								
Botley (BOE)	d									1931								
Hedge End (HDE)	d									1936								
Eastleigh (ESL)	3 a	1908								1942			1950	2006				
Eastleigh (ESL)	3 d	1914			1914					1943			1951	2011			2011	
Chandlers Ford (CFR)	d												1956					
Romsey (ROM)	a												2003					
Shawford (SHW)	d				1919													2016
Winchester (WIN)	d			1918	1925		1931	1948	1952							2018	2021a	
Micheldever (MIC)	d								2001									
Basingstoke (BSK)	a			1934	1941		1946		2011							2034		
Reading (RDG)	7 a						2009											
Fleet (FLE)	a									2022								
Farnborough (Main) (FNB)	a									2028								
Woking (WOK)	a							2021	2038							2053		
Clapham Junction (CLJ)	10 a			2010												2116		
London Waterloo (WAT)	15 a			2019				2049	2105							2129		

NOTES (see introductory pages for explanation of train operator codes and standard symbols)

- a Arrival time
- d Departure time
- A To Manchester Piccadilly
- D From Salisbury
- H To Bristol Temple Meads

Weymouth, Bournemouth, Yarmouth (IOW), Lymington, Southampton, Portsmouth and Fareham to Winchester and London

Mondays to Fridays until 20 September

Operator	XC J	SW □	SW ☞	SW □	SW K □	SW D □	SW □	SW □	SW □	SW □	SW □	SW □	SW TWX ☞	SW □	SW L □	SW D □	GW H	SW □	
Days of operation/Notes 1st Class/Reservations/Bus/Ferry	□◇	□	☞	□	□	□	□	□	□	□	□	□	☞	□	□	□		□	
Weymouth (WEY)	d		1903								1920			1959					2006
Upwey (UPW)	d										1924								2010
Dorchester West (DCW)	a																		
Dorchester South (DCH)	d		1913								1937e			2011c					2021c
Moreton (Dorset) (MTN)	d										1943								2027
Wool (WOO)	d										1949								2033
Wareham (WRM)	d		1928								1957			2028c					2042c
Holton Heath (HOL)	d																		
Hamworthy (HAM)	d		1935								2003			2035					2048
Poole (POO)	4 a		1939								2008			2039					2053
Poole (POO)	4 d		1940						1950	2009				2040					2054
Parkstone (Dorset) (PKS)	d		1944						1954					2044					2058
Branksome (BSM)	d		1948						1957					2048					2101
Bournemouth (BMH)	a		1954						2002	2018				2054					2107
Bournemouth (BMH)	d	1945	1959						2005	2022				2059					2112
Pokesdown (POK)	d								2009	2026									2116
Christchurch (CHR)	d								2013	2030									2120
Hinton Admiral (HNA)	d								2018										2125
New Milton (NWM)	d								2022	2037									2129
Sway (SWY)	d								2027										2134
Yarmouth (I.O.W.) (YMH)	☞ d			1905										2005					
Lymington Pier (LYP)	☞ a			1945										2045					
Lymington Pier (LYP)	d				2003								2033		2103				
Lymington Town (LYT)	d				2005								2035		2105				
Brockenhurst (BCU)	3 a		2013		2014				2032	2043			2044	2113	2114				2138
Brockenhurst (BCU)	3 d		2014						2033	2044				2114					2139
Beaulieu Road (BEU)	d								2038										
Ashurst New Forest (ANF)	d								2042										2147
Totton (TTN)	d								2047										2152
Redbridge (RDB)	d							2027										2127	
Millbrook (Hants) (MBK)	d							2031										2131	
Southampton Central (SOU)	a	2013	2029					2034	2053	2058				2128				2134	2157
Southampton Central (SOU)	d	2015	2030					2036	2055	2100				2130				2136	2200
St Denys (SDN)	d							2041										2141	
Swaythling (SWG)	d							2044										2144	
Southampton Airport Parkway (SOA)	← d	2023	2038					2047	2103	2107				2138				2147	2208
Portsmouth Harbour (PMH)	☞ d					1955										2055		2123	
Portsmouth & Southsea (PMS)	d					2000										2100		2127	
Fratton (FTN)	d					2004										2104		2131	
Hilsea (HLS)	d					2008										2108			
Cosham (CSA)	d					2013										2113			
Portchester (PTC)	d					2018										2118			
Fareham (FRM)	d					2026										2124		2147c	
Botley (BOE)	d					2033										2131			
Hedge End (HDE)	d					2038										2136			
Eastleigh (ESL)	3 a					2044	2050		2106			←				2144	2150	2202	2211
Eastleigh (ESL)	3 d					2045	2051		2111			→				2145	2151		2212
Chandlers Ford (CFR)	d					2056										2156			
Romsey (ROM)	a					2103										2203			
Shawford (SHW)	d					2051						2116							2218
Winchester (WIN)	d	2032	2048			2057				2118	2121a			2148		2154			2224
Micheldever (MIC)	d					2108										2203			
Basingstoke (BSK)	a	2047				2122				2134						2216			2240
Reading (RDG)	7 a		2107																
Fleet (FLE)	a					2140										2240			
Farnborough (Main) (FNB)	a					2145										2245			
Woking (WOK)	a		2119			2158				2155				2219		2258			2300
Clapham Junction (CLJ)	10 a									2215									2320
London Waterloo (WAT)	15 a		2148			2232				2224				2244		2332			2330

NOTES (see introductory pages for explanation of train operator codes and standard symbols)

- a Arrival time
- d Departure time
- c Arrives 3 minutes earlier
- e Arrives 6 minutes earlier
- D From Salisbury
- H To Bristol Temple Meads
- J To Birmingham New Street
- K Also calls at Hook 2131, Winchfield 2135, Brookwood 2153, Weybridge 2205, Walton-On-Thames 2209 and Surbiton 2216
- L Also calls at Hook 2231, Winchfield 2235, Brookwood 2253, Weybridge 2305, Walton-On-Thames 2309 and Surbiton 2316
- TWX Not Tuesdays and Wednesdays

Weymouth, Bournemouth, Yarmouth (IOW), Lymington, Southampton, Portsmouth and Fareham to Winchester and London

Mondays to Fridays until 20 September

Operator	Days of operation/Notes	GW H	SW	SW	SW	SW	SW D	SW M	GW FX N	SW MFO	SW	SN P	SW D	SW	SW
1st Class/Reservations/Bus/Ferry			□	□	☰	□	□	□		☰	□		□	□	□
Weymouth (WEY)	d	2014						2100	2128					2210	2310
Upwey (UPW)	d	2019						2104	2133					2214	2314
Dorchester West (DCW)	a	2027							2141						
Dorchester South (DCH)	d							2112						2223	2322
Moreton (Dorset) (MTN)	d							2118						2229	2328
Wool (WOO)	d							2124						2235	2334
Wareham (WRM)	d							2132						2242	2342
Holton Heath (HOL)	d														
Hamworthy (HAM)	d							2138						2249	2348
Poole (POO)	4 a							2143						2253	2353
Poole (POO)	4 d							2144						2254	2354
Parkstone (Dorset) (PKS)	d							2148						2258	
Branksome (BSM)	d							2151						2302	
Bournemouth (BMH)	a							2157						2307	0003
Bournemouth (BMH)	d							2212						2312	
Pokesdown (POK)	d							2216						2316	
Christchurch (CHR)	d							2220						2320	
Hinton Admiral (HNA)	d							2225						2325	
New Milton (NWM)	d							2229						2329	
Sway (SWY)	d							2234						2334	
Yarmouth (I.O.W.) (YMH)	☰ d				2105				2150						
Lymington Pier (LYP)	☰ a				2145				2230						
Lymington Pier (LYP)	d		2133			2203					2236				
Lymington Town (LYT)	d		2135			2205					2238				
Brockenhurst (BCU)	3 a		2144			2214		2238			2247			2338	
Brockenhurst (BCU)	3 d							2239						2339	
Beaulieu Road (BEU)	d														
Ashurst New Forest (ANF)	d							2247						2347	
Totton (TTN)	d							2252						2352	
Redbridge (RDB)	d						2227						2316		
Millbrook (Hants) (MBK)	d						2231						2319		
Southampton Central (SOU)	a						2234	2257					2322	2357	
Southampton Central (SOU)	d						2236	2300				2311	2323		
St Denys (SDN)	d						2241						2328		
Swaythling (SWG)	d						2244						2331		
Southampton Airport Parkway (SOA)	← d						2247	2308				2319	2334		
Portsmouth Harbour (PMH)	☰ d			2155											
Portsmouth & Southsea (PMS)	d			2200											
Fratton (FTN)	d			2204											
Hilsea (HLS)	d			2208											
Cosham (CSA)	d			2213											
Portchester (PTC)	d			2218											
Fareham (FRM)	d			2224											
Botley (BOE)	d			2231											
Hedge End (HDE)	d			2236											
Eastleigh (ESL)	3 a			2242			2250	2311				2323	2338		
Eastleigh (ESL)	3 d						2251	2312					2338		
Chandlers Ford (CFR)	d						2256						2343		
Romsey (ROM)	a						2304						2351		
Shawford (SHW)	d							2318							
Winchester (WIN)	d							2324							
Micheldever (MIC)	d							2333							
Basingstoke (BSK)	a							2343							
Reading (RDG)	7 a														
Fleet (FLE)	a							0001							
Farnborough (Main) (FNB)	a							0006							
Woking (WOK)	a							0018							
Clapham Junction (CLJ)	10 a														
London Waterloo (WAT)	↻ 15 a														

NOTES (see introductory pages for explanation of train operator codes and standard symbols)

- a Arrival time
- d Departure time
- D From Salisbury
- H To Bristol Temple Meads
- M Also calls at Hook 2351, Winchfield 2355 and Brookwood 0013
- N To Westbury
- P To Littlehampton
- FX Not Fridays
- MFO Mondays and Fridays only

Weymouth, Bournemouth, Yarmouth (IOW), Lymington, Southampton, Portsmouth and Fareham to Winchester and London

Mondays to Fridays from 23 September

Operator	SW	XC	SW	SW	SW	XC	SW	SW	SW	SW	SW	SW	SW	SW	SW	XC	SW
Days of operation/Notes	1	A	B	1	1	A	C	D	1	C	D	E	1	1	1	A	1
1st Class/Reservations/Bus/Ferry	1	1	1	1	1	1	1	1	1	1	1	1	1	1	1	1	1
Catering facilities	1	1	1	1	1	1	1	1	1	1	1	1	1	1	1	1	1
Weymouth (WEY)	d																
Upwey (UPW)	d																
Dorchester West (DCW)	a																
Dorchester South (DCH)	d																
Moreton (Dorset) (MTN)	d																
Wool (WOO)	d																
Wareham (WRM)	d																
Holton Heath (HOL)	d																
Hamworthy (HAM)	d																
Poole (POO)	4 a																
Poole (POO)	4 d			0457	0521				0538					0553			
Parkstone (Dorset) (PKS)	d			0501	0525				0542					0557			
Branksome (BSM)	d			0504	0528				0545					0600			
Bournemouth (BMH)	a			0509	0533				0551					0605			
Bournemouth (BMH)	d			0512	0535				0553					0609		0630	
Pokesdown (POK)	d			0516	0539									0613			
Christchurch (CHR)	d			0520	0543									0617			
Hinton Admiral (HNA)	d				0548									0622			
New Milton (NWM)	d			0527	0553									0626			
Sway (SWY)	d				0557									0631			
Yarmouth (I.O.W.) (YMH)	d																
Lymington Pier (LYP)	a																
Lymington Pier (LYP)	d												0614				0644
Lymington Town (LYT)	d												0616				0646
Brockenhurst (BCU)	3 a			0534	0603				0608				0625	0636			0655
Brockenhurst (BCU)	3 d			0535					0609					0638			
Beaulieu Road (BEU)	d																
Ashurst New Forest (ANF)	d													0646			
Totton (TTN)	d			0546					0620					0651			
Redbridge (RDB)	d							0612									
Millbrook (Hants) (MBK)	d							0615									
Southampton Central (SOU)	a			0554				0620	0628		←			0658		0702	
Southampton Central (SOU)	d	0449	0515		0555		0615		0633	0630		0633	0644		0700		0715
St Denys (SDN)	d	0454							←			0639	0649				
Swaythling (SWG)	d	0457										0642	0652				
Southampton Airport Parkway (SOA)	← d	0500	0523		0603		0623			0638		0645	0655		0708		0723
Portsmouth Harbour (PMH)	d			0452				0550								0624	
Portsmouth & Southsea (PMS)	d			0457				0555								0628	
Fratton (FTN)	d			0501				0559								0632	
Hilsea (HLS)	d			0505				0603								0637	
Cosham (CSA)	d			0511				0608								0642	
Portchester (PTC)	d			0515				0613								0647	
Fareham (FRM)	d			0521				0620								0653	
Botley (BOE)	d			0529				0629								0702	
Hedge End (HDE)	d			0533				0634								0707	
Eastleigh (ESL)	3 a	0503		0541	0607			0642		←	0649	0659				0713	
Eastleigh (ESL)	3 d	0504		0542	0608			0643			0643	0650	0659			0715	
Chandlers Ford (CFR)	d											0655					
Romsey (ROM)	a											0703					
Shawford (SHW)	d	0510		0549								0649		0705			
Winchester (WIN)	d	0517	0531	0555	0618		0633			0647	0655		0711		0718	0725	0731
Micheldever (MIC)	d	0526		0606							0703					0733	
Basingstoke (BSK)	a	0538	0546	0617	0635		0650			0704	0714		0727		0734	0743	0746
Reading (RDG)	7 a		0607				0708										0809
Fleet (FLE)	a	0550		0639									0746				
Farnborough (Main) (FNB)	a	0556		0645									0752			0758	
Woking (WOK)	a	0605		0657	0655						0734		0805			0808	
Clapham Junction (CLJ)	10 a	0625			0715								0839				
London Waterloo (WAT)	15 a	0634		0730	0726					0747	0806				0819	0836	

NOTES (see introductory pages for explanation of train operator codes and standard symbols)

- a Arrival time
- d Departure time
- A To Manchester Piccadilly
- B Also calls at Hook 0630, Winchfield 0634 and Brookwood 0652
- C Also calls at Surbiton 0747
- D From Salisbury
- E Also calls at Hook 0737, Winchfield 0741, Brookwood 0800 and Weybridge 0814

Weymouth, Bournemouth, Yarmouth (IOW), Lymington, Southampton, Portsmouth and Fareham to Winchester and London

Mondays to Fridays from 23 September



Operator	SW	SW	SW	SW	SW	SW	SW	SW	SW	GW	SW	XC	SW	SW	SW	SW	SW	SW
Days of operation/Notes 1st Class/Reservations/Bus/Ferry Catering facilities	□	□	□	D	F	□	□	□	□	G	□	A □◇ ⚓	⚓	□	□	□	□	D
Weymouth (WEY)	d	0550							0620	0638							0650	
Upwey (UPW)	d	0554							0624	0643							0654	
Dorchester West (DCW)	a									0651								
Dorchester South (DCH)	d	0602							0632								0702	
Moreton (Dorset) (MTN)	d	0609							0639								0709	
Wool (WOO)	d	0615							0645								0715	
Wareham (WRM)	d	0625c							0653								0723	
Holton Heath (HOL)	d	0628															0727	
Hamworthy (HAM)	d	0633							0700								0732	
Poole (POO)	4 a	0639							0705								0737	
Poole (POO)	4 d	0640							0648 0708								0717 0738	
Parkstone (Dorset) (PKS)	d	0644							0652 0712								0721 0742	
Branksome (BSM)	d	0647							0655 0716								0724 0746	
Bournemouth (BMH)	a	0652							0700 0721								0729 0751	
Bournemouth (BMH)	d	0633	0655						0702 0723			0731					0733 0753	
Pokesdown (POK)	d	0637							0706								0737	
Christchurch (CHR)	d	0641							0710								0741	
Hinton Admiral (HNA)	d	0646							0715								0746	
New Milton (NWM)	d	0651							0719								0750	
Sway (SWY)	d	0655							0724								0755	
Yarmouth (I.O.W.) (YMH)	⚓ d												0700					
Lymington Pier (LYP)	⚓ a												0740					
Lymington Pier (LYP)	d							0714						0744				
Lymington Town (LYT)	d							0716						0746				
Brockenhurst (BCU)	3 a	0700						0725	0729					0755	0800	0808		
Brockenhurst (BCU)	3 d	0701							0731								0801 0809	
Beaulieu Road (BEU)	d																0806	
Ashurst New Forest (ANF)	d	0709							0739								0810	
Totton (TTN)	d	0714							0744								0815	
Redbridge (RDB)	d				0724													0824
Millbrook (Hants) (MBK)	d				0728													0828
Southampton Central (SOU)	a	0720	0725		0732				0752 0756			0802				0821 0826		0832
Southampton Central (SOU)	d	0730			0735	0738			0800			0815				0830		0835
St Denys (SDN)	d				0740	0743												0840
Swaythling (SWG)	d				0743	0746												0843
Southampton Airport Parkway (SOA) ←	d	0738			0746	0750			0808			0823				0838		0846
Portsmouth Harbour (PMH)	⚓ d				0650							0724						0755
Portsmouth & Southsea (PMS)	d				0655							0729						0800
Fratton (FTN)	d				0659							0733						0804
Hilsea (HLS)	d				0703							0737						0808
Cosham (CSA)	d				0708							0742						0813
Portchester (PTC)	d				0713							0747						0818
Fareham (FRM)	d				0720							0753						0824
Botley (BOE)	d				0728							0800						0831
Hedge End (HDE)	d				0733							0805						0836
Eastleigh (ESL)	3 a				0739	0749	0753					0811						0842 0850
Eastleigh (ESL)	3 d				0743	0750	0755					0812						0843 0850
Chandlers Ford (CFR)	d					0755												0855
Romsey (ROM)	a					0803												0903
Shawford (SHW)	d					0749	0801					0818						0850
Winchester (WIN)	d	0748				0755	0807					0823a	0831			0848		0856
Micheldever (MIC)	d					0803												0904
Basingstoke (BSK)	a					0813	0823						0846					0914
Reading (RDG)	7 a												0907					
Fleet (FLE)	a					0826	0842											0926
Farnborough (Main) (FNB)	a					0832	0847											0932
Woking (WOK)	a					0842	0903									0922		0942
Clapham Junction (CLJ)	10 a															0942		1002
London Waterloo (WAT)	15 a	0848	0909				0938									0953		1011

NOTES (see introductory pages for explanation of train operator codes and standard symbols)

- a Arrival time
- d Departure time
- c Arrives 3 minutes earlier
- A To Manchester Piccadilly
- D From Salisbury
- F Also calls at Hook 0832, Winchfield 0836, Brookwood 0857 and Surbiton 0916
- G To Gloucester

Weymouth, Bournemouth, Yarmouth (IOW), Lymington, Southampton, Portsmouth and Fareham to Winchester and London

Mondays to Fridays from 23 September

Operator	SW	SW	SW	SW	XC A 1 ◇ ♠	SW	GW G	SW 	SW	SW	SW	SW	SW D	SW	SW	SW	SW
Days of operation/Notes 1st Class/Reservations/Bus/Ferry Catering facilities	1	1	1	1		1			1	1	1	1	1	1	1	1	1
Weymouth (WEY)	d					0721	0733					0752					0820
Upwey (UPW)	d					0725	0738					0756					0824
Dorchester West (DCW)	a						0746										
Dorchester South (DCH)	d					0733						0806					0833
Moreton (Dorset) (MTN)	d					0739						0812					0840
Wool (WOO)	d					0745						0818					0846
Wareham (WRM)	d					0753						0825					0853
Holton Heath (HOL)	d					0757						0828					0856
Hamworthy (HAM)	d					0802						0833					0901
Poole (POO)	4 a					0807						0838					0906
Poole (POO)	4 d			0801		0808						0839			0853	0858	0907
Parkstone (Dorset) (PKS)	d			0805		0812						0843				0902	
Branksome (BSM)	d			0808		0815						0847				0906	
Bournemouth (BMH)	a			0813		0820						0853			0902	0911	0917
Bournemouth (BMH)	d		0802	0815		0840	0822					0854				0905	0922
Pokesdown (POK)	d		0806	0818			0825									0909	0926
Christchurch (CHR)	d		0810	0822			0829									0913	0930
Hinton Admiral (HNA)	d		0815				0834									0918	
New Milton (NWM)	d		0819	0829			0839									0922	0937
Sway (SWY)	d		0824				0843									0927	
Yarmouth (I.O.W.) (YMH)	d							0800									
Lymington Pier (LYP)	a							0840									
Lymington Pier (LYP)	d	0814								0844				0914			
Lymington Town (LYT)	d	0816								0846				0916			
Brockenhurst (BCU)	3 a	0825	0829	0837		0849				0855		0910		0925	0932	0943	
Brockenhurst (BCU)	3 d		0830	0838		0850						0911			0933	0944	
Beaulieu Road (BEU)	d		0835														
Ashurst New Forest (ANF)	d		0839			0857										0942	
Totton (TTN)	d		0844			0902						0902				0947	
Redbridge (RDB)	d													0925			
Millbrook (Hants) (MBK)	d													0929			
Southampton Central (SOU)	a		0853	0855		0913						0917	0927	0932	0953	0958	
Southampton Central (SOU)	d		0902	0900	0902	0915							0931		0955	1000	
St Denys (SDN)	d				0907									0940			
Swaythling (SWG)	d				0910									0943			
Southampton Airport Parkway (SOA)	a		0908	0913	0923							0939		0946	1003	1008	
Portsmouth Harbour (PMH)	d												0855				
Portsmouth & Southsea (PMS)	d												0900				
Fratton (FTN)	d												0904				
Hilsea (HLS)	d												0908				
Cosham (CSA)	d												0913				
Portchester (PTC)	d												0918				
Fareham (FRM)	d												0924				
Botley (BOE)	d												0931				
Hedge End (HDE)	d												0936				
Eastleigh (ESL)	3 a				0916								0942	0950		1006	
Eastleigh (ESL)	3 d				0917								0944	0950		1014	
Chandlers Ford (CFR)	d													0955			
Romsey (ROM)	a													1003			
Shawford (SHW)	d				0922												
Winchester (WIN)	d			0918	0927a	0933						0949	0954				1018
Micheldever (MIC)	d												1002				
Basingstoke (BSK)	a			0936		0948							1012				1034
Reading (RDG)	7 a					1010											
Fleet (FLE)	a												1024				
Farnborough (Main) (FNB)	a												1029				
Woking (WOK)	a			0955								1021	1039				
Clapham Junction (CLJ)	10 a			1015													1112
London Waterloo (WAT)	15 a			1024								1049	1104				1121

NOTES (see introductory pages for explanation of train operator codes and standard symbols)

- a Arrival time
- d Departure time
- A To Manchester Piccadilly
- D From Salisbury
- G To Gloucester

Weymouth, Bournemouth, Yarmouth (IOW), Lymington, Southampton, Portsmouth and Fareham to Winchester and London

Mondays to Fridays from 23 September

Operator	SW	XC A	SW A	SW	SW	SW	SW D	SW	SW	SW	SW	SW	SW	GW G	XC A	SW A	SW	SW
Days of operation/Notes 1st Class/Reservations/Bus/Ferry Catering facilities	□	□◇ ⚓	⚓	□	□	□	□	□	□	□	□	□	□	□	□◇ ⚓	⚓	□	□
Weymouth (WEY)	d					0900							0920		0930			1003
Upwey (UPW)	d												0924		0935			
Dorchester West (DCW)	a														0943			
Dorchester South (DCH)	d					0910							0933					1014
Moreton (Dorset) (MTN)	d												0940					
Wool (WOO)	d												0946					
Wareham (WRM)	d					0926							0953					1029
Holton Heath (HOL)	d												0956					
Hamworthy (HAM)	d					0933							1001					1036
Poole (POO)	4 a					0938							1006					1040
Poole (POO)	4 d					0939							0958 1007					1041
Parkstone (Dorset) (PKS)	d					0943							1002					1045
Branksome (BSM)	d					0946							1006					1049
Bournemouth (BMH)	a					0953							1011 1017					1055
Bournemouth (BMH)	d		0945			0957			1002				1022			1045		1059
Pokesdown (POK)	d								1006				1026					
Christchurch (CHR)	d								1010				1030					
Hinton Admiral (HNA)	d								1015									
New Milton (NWM)	d								1019				1037					
Sway (SWY)	d								1024									
Yarmouth (I.O.W.) (YMH)	⚓ d			0905													1005	
Lymington Pier (LYP)	⚓ a			0945													1045	
Lymington Pier (LYP)	d					0957						1027						1057
Lymington Town (LYT)	d					0959						1029						1059
Brockenhurst (BCU)	3 a		0959		1008	1013					1029	1038	1043					1108
Brockenhurst (BCU)	3 d		1000			1014						1030				1044		1114
Beaulieu Road (BEU)	d											1035						
Ashurst New Forest (ANF)	d											1039						
Totton (TTN)	d											1044						
Redbridge (RDB)	d								1027									
Millbrook (Hants) (MBK)	d								1031									
Southampton Central (SOU)	a		1013			1028			1034	1053			1058			1113		1128
Southampton Central (SOU)	d		1015			1030			1036	1055			1100			1115		1130
St Denys (SDN)	d								1041									
Swaythling (SWG)	d								1044									
Southampton Airport Parkway (SOA) ←	d		1023			1038			1047	1103			1108			1123		1138
Portsmouth Harbour (PMH)	⚓ d					0955												
Portsmouth & Southsea (PMS)	d					1000												
Fratton (FTN)	d					1004												
Hilsea (HLS)	d					1008												
Cosham (CSA)	d					1013												
Portchester (PTC)	d					1018												
Fareham (FRM)	d					1024												
Botley (BOE)	d					1031												
Hedge End (HDE)	d					1036												
Eastleigh (ESL)	3 a	←				1042	1050	1106						←				
Eastleigh (ESL)	3 d	1014				1043	1051	1114						1114				
Chandlers Ford (CFR)	d								1056									
Romsey (ROM)	a								1103									
Shawford (SHW)	d	1019													1119			
Winchester (WIN)	d	1025a	1031			1048	1052						1118		1124a			1148
Micheldever (MIC)	d						1101											
Basingstoke (BSK)	a		1047				1111						1134				1147	
Reading (RDG)	7 a		1107														1207	
Fleet (FLE)	a						1122											
Farnborough (Main) (FNB)	a						1128											
Woking (WOK)	a					1120	1137											1220
Clapham Junction (CLJ)	10 a												1211					
London Waterloo (WAT)	⊖ 15 a					1147	1206						1220					1249

NOTES (see introductory pages for explanation of train operator codes and standard symbols)

- a Arrival time
- d Departure time
- A To Manchester Piccadilly
- D From Salisbury
- G To Gloucester

Weymouth, Bournemouth, Yarmouth (IOW), Lymington, Southampton, Portsmouth and Fareham to Winchester and London

Mondays to Fridays from 23 September

Operator	SW	SW	SW	SW	SW	SW	SW	XC	SW	SW	SW	SW	SW	SW	SW	SW	SW
Days of operation/Notes	1	D	1	1	1	1	1	A		1	1	1	D	1	1	1	1
1st Class/Reservations/Bus/Ferry Catering facilities	1	1	1	1	1	1	1	1	1	1	1	1	1	1	1	1	1
Weymouth (WEY)	d					1017											1117
Upwey (UPW)	d					1021											1121
Dorchester West (DCW)	a																
Dorchester South (DCH)	d					1030						1110					1130
Moreton (Dorset) (MTN)	d					1036											1136
Wool (WOO)	d					1042											1142
Wareham (WRM)	d					1051						1126					1151
Holton Heath (HOL)	d					1054											1154
Hamworthy (HAM)	d					1059						1133					1159
Poole (POO)	4 a					1104						1138					1204
Poole (POO)	4 d					1058	1105					1139					1158 1205
Parkstone (Dorset) (PKS)	d					1102						1143					1202
Branksome (BSM)	d					1106						1146					1206
Bournemouth (BMH)	a					1111	1116					1153					1211 1216
Bournemouth (BMH)	d			1102		1120		1145				1157			1202		1220
Pokesdown (POK)	d			1106		1124									1206		1224
Christchurch (CHR)	d			1110		1128									1210		1228
Hinton Admiral (HNA)	d			1115											1215		
New Milton (NWM)	d			1119		1135									1219		1235
Sway (SWY)	d			1124											1224		
Yarmouth (I.O.W.) (YMH)	d								1105								
Lymington Pier (LYP)	a								1145								
Lymington Pier (LYP)	d					1127				1157							1227
Lymington Town (LYT)	d					1129				1159							1229
Brockenhurst (BCU)	3 a			1129	1138	1143				1208	1213				1229	1238	1243
Brockenhurst (BCU)	3 d			1130		1144					1214				1230		1244
Beaulieu Road (BEU)	d														1235		
Ashurst New Forest (ANF)	d			1139											1239		
Totton (TTN)	d			1144											1244		
Redbridge (RDB)	d			1127											1227		
Millbrook (Hants) (MBK)	d			1131											1231		
Southampton Central (SOU)	a			1134	1150		1158		1213			1228			1234	1250	1258
Southampton Central (SOU)	d			1136	1155		1200		1215			1230			1236	1255	1300
St Denys (SDN)	d			1141											1241		
Swaythling (SWG)	d			1144											1244		
Southampton Airport Parkway (SOA)	d			1147	1203		1208		1223			1238			1247	1303	1308
Portsmouth Harbour (PMH)	d	1055													1155		
Portsmouth & Southsea (PMS)	d	1100													1200		
Fratton (FTN)	d	1104													1204		
Hilsea (HLS)	d	1108													1208		
Cosham (CSA)	d	1113													1213		
Portchester (PTC)	d	1118													1218		
Fareham (FRM)	d	1124													1224		
Botley (BOE)	d	1131													1231		
Hedge End (HDE)	d	1136													1236		
Eastleigh (ESL)	3 a	1142	1150	1206											1247	1250	1307
Eastleigh (ESL)	3 d	1145	1151	1214				1214							1247	1251	1314
Chandlers Ford (CFR)	d														1256		
Romsey (ROM)	a			1203											1303		
Shawford (SHW)	d							1219									
Winchester (WIN)	d	1155				1218		1224a	1231			1248	1257				1318
Micheldever (MIC)	d	1203											1305				
Basingstoke (BSK)	a	1213				1234			1246				1315				1334
Reading (RDG)	7 a								1306								
Fleet (FLE)	a	1225											1327				
Farnborough (Main) (FNB)	a	1230											1332				
Woking (WOK)	a	1240										1320	1342				
Clapham Junction (CLJ)	10 a					1312											1412
London Waterloo (WAT)	15 a	1305				1321						1349	1409				1421

NOTES (see introductory pages for explanation of train operator codes and standard symbols)

- a Arrival time
- d Departure time
- A To Manchester Piccadilly
- D From Salisbury

Weymouth, Bournemouth, Yarmouth (IOW), Lymington, Southampton, Portsmouth and Fareham to Winchester and London

Mondays to Fridays from 23 September

Operator	SW	GW	XC	SW	SW	SW	SW	SW	SW	SW	SW	SW	SW	XC	SW	SW	SW
Days of operation/Notes	□	G	A	☐	□	□	□	D	□	□	□	□	□	A	☐	□	□
1st Class/Reservations/Bus/Ferry			◇	☐										◇	☐		
Catering facilities			☐	☐										☐	☐		
Weymouth (WEY)	d		1129				1200										1300
Upwey (UPW)	d		1134														1300
Dorchester West (DCW)	a		1142														
Dorchester South (DCH)	d						1210										1310
Moreton (Dorset) (MTN)	d																1310
Wool (WOO)	d																1310
Wareham (WRM)	d						1226										1326
Holton Heath (HOL)	d																1326
Hamworthy (HAM)	d						1233										1333
Poole (POO)	4 a						1238										1338
Poole (POO)	4 d						1239										1339
Parkstone (Dorset) (PKS)	d						1243										1343
Branksome (BSM)	d						1246										1346
Bournemouth (BMH)	a						1253										1353
Bournemouth (BMH)	d			1245			1257										1357
Pokesdown (POK)	d																1357
Christchurch (CHR)	d																1357
Hinton Admiral (HNA)	d																1357
New Milton (NWM)	d																1357
Sway (SWY)	d																1357
Yarmouth (I.O.W.) (YMH)	☐ d						1205										1305
Lymington Pier (LYP)	☐ a						1245										1345
Lymington Pier (LYP)	d																1357
Lymington Town (LYT)	d																1359
Brockenhurst (BCU)	3 a																1413
Brockenhurst (BCU)	3 d																1414
Beaulieu Road (BEU)	d																1414
Ashurst New Forest (ANF)	d																1414
Totton (TTN)	d																1414
Redbridge (RDB)	d																1414
Millbrook (Hants) (MBK)	d																1414
Southampton Central (SOU)	a			1313			1328										1428
Southampton Central (SOU)	d			1315			1330										1430
St Denys (SDN)	d																1430
Swaythling (SWG)	d																1430
Southampton Airport Parkway (SOA) ←	d			1323			1338										1438
Portsmouth Harbour (PMH)	☐ d																1438
Portsmouth & Southsea (PMS)	d																1438
Fratton (FTN)	d																1438
Hilsea (HLS)	d																1438
Cosham (CSA)	d																1438
Portchester (PTC)	d																1438
Fareham (FRM)	d																1438
Botley (BOE)	d																1438
Hedge End (HDE)	d																1438
Eastleigh (ESL)	3 a																1438
Eastleigh (ESL)	3 d																1438
Chandlers Ford (CFR)	d																1438
Romsey (ROM)	a																1438
Shawford (SHW)	d																1438
Winchester (WIN)	d																1438
Micheldever (MIC)	d																1438
Basingstoke (BSK)	a																1438
Reading (RDG)	7 a																1438
Fleet (FLE)	a																1438
Farnborough (Main) (FNB)	a																1438
Woking (WOK)	a																1438
Clapham Junction (CLJ)	10 a																1438
London Waterloo (WAT)	15 a																1438

NOTES (see introductory pages for explanation of train operator codes and standard symbols)

- a Arrival time
- d Departure time
- A To Manchester Piccadilly
- D From Salisbury
- G To Gloucester

Weymouth, Bournemouth, Yarmouth (IOW), Lymington, Southampton, Portsmouth and Fareham to Winchester and London

Mondays to Fridays from 23 September

Operator	SW	SW	SW	SW	SW	SW	SW	GW	XC	SW	SW	SW	SW	SW	SW	SW
Days of operation/Notes 1st Class/Reservations/Bus/Ferry Catering facilities	□	D □	□	□	□	□	□	G	A □◇ ⚓	⚓	□	□	□	D □	□	□
Weymouth (WEY)	d					1317		1328					1400			
Upwey (UPW)	d					1321		1333								
Dorchester West (DCW)	a							1341								
Dorchester South (DCH)	d					1330							1410			
Moreton (Dorset) (MTN)	d					1336										
Wool (WOO)	d					1342										
Wareham (WRM)	d					1351							1426			
Holton Heath (HOL)	d					1354										
Hamworthy (HAM)	d					1359							1433			
Poole (POO)	4 a					1404							1438			
Poole (POO)	4 d					1358	1405						1439			
Parkstone (Dorset) (PKS)	d					1402							1443			
Branksome (BSM)	d					1406							1446			
Bournemouth (BMH)	a					1411	1416						1453			
Bournemouth (BMH)	d			1402		1420			1445				1458			1502
Pokesdown (POK)	d			1406		1424										1506
Christchurch (CHR)	d			1410		1428										1510
Hinton Admiral (HNA)	d			1415												1515
New Milton (NWM)	d			1419		1435										1519
Sway (SWY)	d			1424												1524
Yarmouth (I.O.W.) (YMH)	⚓ d									1405						
Lymington Pier (LYP)	⚓ a									1445						
Lymington Pier (LYP)	d				1427						1457					1527
Lymington Town (LYT)	d				1429						1459					1529
Brockenhurst (BCU)	3 a			1429	1438	1443					1508	1513			1529	1538
Brockenhurst (BCU)	3 d			1430		1444						1514			1530	
Beaulieu Road (BEU)	d			1435												
Ashurst New Forest (ANF)	d			1439											1539	
Totton (TTN)	d			1444											1544	
Redbridge (RDB)	d		1427												1527	
Millbrook (Hants) (MBK)	d		1431												1531	
Southampton Central (SOU)	a		1434	1452		1458			1513			1528		1534	1552	
Southampton Central (SOU)	d		1435	1457		1500			1515			1530		1536	1555	
St Denys (SDN)	d		1440											1541		
Swaythling (SWG)	d		1443											1544		
Southampton Airport Parkway (SOA) ←	d		1446	1505		1508			1523			1538		1547	1603	
Portsmouth Harbour (PMH)	⚓ d	1355											1455			
Portsmouth & Southsea (PMS)	d	1400											1500			
Fratton (FTN)	d	1404											1504			
Hilsea (HLS)	d	1408											1508			
Cosham (CSA)	d	1413											1513			
Portchester (PTC)	d	1418											1518			
Fareham (FRM)	d	1424											1524			
Botley (BOE)	d	1431											1531			
Hedge End (HDE)	d	1436											1536			
Eastleigh (ESL)	3 a	1442	1450	1508				←					1542	1550	1607	
Eastleigh (ESL)	3 d	1443	1450	1514				1514					1543	1551	1614	
Chandlers Ford (CFR)	d		1455	→									1556		→	
Romsey (ROM)	a		1503										1603			
Shawford (SHW)	d							1519								
Winchester (WIN)	d	1452				1518		1524a		1531		1548	1552			
Micheldever (MIC)	d	1501											1601			
Basingstoke (BSK)	a	1511				1534				1546			1611			
Reading (RDG)	7 a									1609						
Fleet (FLE)	a	1523											1622			
Farnborough (Main) (FNB)	a	1528											1628			
Woking (WOK)	a	1538										1620	1638			
Clapham Junction (CLJ)	10 a					1611										
London Waterloo (WAT)	⚓ 15 a	1607				1620						1649	1704			

NOTES (see introductory pages for explanation of train operator codes and standard symbols)

- a Arrival time
- d Departure time
- A To Manchester Piccadilly
- D From Salisbury
- G To Gloucester

Weymouth, Bournemouth, Yarmouth (IOW), Lymington, Southampton, Portsmouth and Fareham to Winchester and London

Mondays to Fridays from 23 September

Operator	SW	SW	SW	XC	SW	SW	SW	SW	SW	SW	SW	SW	SW	SW	GW	XC	SW
Days of operation/Notes 1st Class/Reservations/Bus/Ferry Catering facilities	□	□	□	□ A □◇ ⚓	⚓	□	□	□	□	□	□	□	□	□	G	□ A □◇ ⚓	□
Weymouth (WEY)	d	1417					1500							1517		1528	
Upwey (UPW)	d	1421												1521		1533	
Dorchester West (DCW)	a															1541	
Dorchester South (DCH)	d	1430					1510							1530			
Moreton (Dorset) (MTN)	d	1436												1536			
Wool (WOO)	d	1442												1542			
Wareham (WRM)	d	1451					1526							1551			
Holton Heath (HOL)	d	1454												1554			
Hamworthy (HAM)	d	1459					1533							1559			
Poole (POO)	4 a	1504					1538							1604			
Poole (POO)	4 d	1458	1505				1539							1558	1605		
Parkstone (Dorset) (PKS)	d	1502					1543							1602			
Branksome (BSM)	d	1506					1546							1606			
Bournemouth (BMH)	a	1511	1516				1553							1611	1616		
Bournemouth (BMH)	d	1520		1545			1557				1602		1620			1645	
Pokesdown (POK)	d	1524									1606		1624				
Christchurch (CHR)	d	1528									1610		1628				
Hinton Admiral (HNA)	d										1615						
New Milton (NWM)	d	1535									1619		1635				
Sway (SWY)	d										1624						
Yarmouth (I.O.W.) (YMH)	⚓ d				1505												
Lymington Pier (LYP)	⚓ a				1545												
Lymington Pier (LYP)	d					1557							1627				
Lymington Town (LYT)	d					1559							1629				
Brockenhurst (BCU)	3 a	1543				1608	1613					1629	1638	1643			
Brockenhurst (BCU)	3 d	1544					1614						1630		1644		
Beaulieu Road (BEU)	d												1635				
Ashurst New Forest (ANF)	d												1639				
Totton (TTN)	d												1644				
Redbridge (RDB)	d										1627						
Millbrook (Hants) (MBK)	d										1631						
Southampton Central (SOU)	a	1558		1613			1628				1634	1650		1658			1713
Southampton Central (SOU)	d	1600		1615			1630				1636	1652		1700			1715
St Denys (SDN)	d										1641	1657					1724
Swaythling (SWG)	d										1644	1700					
Southampton Airport Parkway (SOA)	← d	1608		1623			1638				1647	1704		1708			1723
1732																	
Portsmouth Harbour (PMH)	⚓ d						1555										
Portsmouth & Southsea (PMS)	d						1600										
Fratton (FTN)	d						1604										
Hilsea (HLS)	d						1608										
Cosham (CSA)	d						1613										
Portchester (PTC)	d						1618										
Fareham (FRM)	d						1624										
Botley (BOE)	d						1631										
Hedge End (HDE)	d						1636										
Eastleigh (ESL)	3 a		←				1642	1650	1707				←				1735
Eastleigh (ESL)	3 d		1614				1643	1651	1711				1711				1745
Chandlers Ford (CFR)	d							1656	→								→
Romsey (ROM)	a							1703									
Shawford (SHW)	d		1619														
Winchester (WIN)	d	1618	1624a	1632			1648	1652					1718	1725		1731	
Micheldever (MIC)	d							1701									
Basingstoke (BSK)	a	1634		1647				1711					1734	1741		1746	
Reading (RDG)	7 a			1707													1807
Fleet (FLE)	a							1722									
Farnborough (Main) (FNB)	a							1728									
Woking (WOK)	a						1721	1738									
Clapham Junction (CLJ)	10 a	1711											1811				
London Waterloo (WAT)	↻ 15 a	1720					1749	1804					1820				

NOTES (see introductory pages for explanation of train operator codes and standard symbols)

- a Arrival time
- d Departure time
- A To Manchester Piccadilly
- D From Salisbury
- G To Gloucester

Weymouth, Bournemouth, Yarmouth (IOW), Lymington, Southampton, Portsmouth and Fareham to Winchester and London

Mondays to Fridays from 23 September

Operator	SW	SW	SW	SW	SW	SW	SW	SW	SW	SW	SW	SW	SW	XC	SW	SW	SW	SW
Days of operation/Notes	H	MFO	J				D							A				
1st Class/Reservations/Bus/Ferry																		
Catering facilities																		
Weymouth (WEY)	d			1600								1617					1700	
Upwey (UPW)	d											1621						
Dorchester West (DCW)	a																	
Dorchester South (DCH)	d			1610								1630					1710	
Moreton (Dorset) (MTN)	d											1636						
Wool (WOO)	d											1642						
Wareham (WRM)	d			1626								1651					1726	
Holton Heath (HOL)	d											1654						
Hamworthy (HAM)	d			1633								1659					1733	
Poole (POO)	4 a			1638								1704					1738	
Poole (POO)	4 d			1639								1658 1705					1739	
Parkstone (Dorset) (PKS)	d			1643								1702					1743	
Branksome (BSM)	d			1646								1706					1746	
Bournemouth (BMH)	a			1653								1711 1716					1753	
Bournemouth (BMH)	d			1657					1702			1720		1745			1757	
Pokesdown (POK)	d								1706			1724						
Christchurch (CHR)	d								1710			1728						
Hinton Admiral (HNA)	d								1715									
New Milton (NWM)	d								1719			1735						
Sway (SWY)	d								1724									
Yarmouth (I.O.W.) (YMH)	d	1605	1605												1705			
Lymington Pier (LYP)	a	1645	1645												1745			
Lymington Pier (LYP)	d			1659							1729					1759		
Lymington Town (LYT)	d			1701							1731					1801		
Brockenhurst (BCU)	3 a			1709	1713					1729	1739	1743				1809	1813	
Brockenhurst (BCU)	3 d				1714					1730		1744					1814	
Beaulieu Road (BEU)	d																	
Ashurst New Forest (ANF)	d									1739								
Totton (TTN)	d									1744								
Redbridge (RDB)	d								1727									
Millbrook (Hants) (MBK)	d								1731									
Southampton Central (SOU)	a				1728				1734	1750		1758		1813			1828	
Southampton Central (SOU)	d				1730				1736	1752		1800		1815			1830	
St Denys (SDN)	d								1741	1757								
Swaythling (SWG)	d								1744	1800								
Southampton Airport Parkway (SOA) ←	d				1738				1747	1804		1808		1823			1838	
Portsmouth Harbour (PMH)	d				1655													1755
Portsmouth & Southsea (PMS)	d				1700													1800
Fratton (FTN)	d				1704													1804
Hilsea (HLS)	d				1708													1808
Cosham (CSA)	d				1713													1813
Portchester (PTC)	d				1718													1818
Fareham (FRM)	d				1724													1824
Botley (BOE)	d				1731													1831
Hedge End (HDE)	d				1736													1836
Eastleigh (ESL)	3 a				1742	←	1750	1807					←					1842
Eastleigh (ESL)	3 d				1743	1745	1751	1812					1812					1843
Chandlers Ford (CFR)	d								1756	←								
Romsey (ROM)	a								1803									
Shawford (SHW)	d						1751							1817				
Winchester (WIN)	d			1748	1752	1757						1818	1823	1832			1848	1852
Micheldever (MIC)	d				1801													1901
Basingstoke (BSK)	a				1811	1813						1834	1840	1847				1911
Reading (RDG)	7 a														1908			
Fleet (FLE)	a						1822											1922
Farnborough (Main) (FNB)	a						1828											1928
Woking (WOK)	a				1820	1838											1924	1938
Clapham Junction (CLJ)	10 a											1911						
London Waterloo (WAT)	← 15 a				1849	1904						1920					1951	2004

NOTES (see introductory pages for explanation of train operator codes and standard symbols)

- a Arrival time
- d Departure time
- A To Manchester Piccadilly
- D From Salisbury
- H Runs until 1 November
- J Runs from 4 November
- MFO Mondays and Fridays only

Weymouth, Bournemouth, Yarmouth (IOW), Lymington, Southampton, Portsmouth and Fareham to Winchester and London

Mondays to Fridays from 23 September

Operator	SW	SW	SW	SW	SW	SW	GW	XC	SW	SW	SW	SW	SW	SW	SW	SW	SW
Days of operation/Notes 1st Class/Reservations/Bus/Ferry Catering facilities	D	□	□	□	□	□	K	A	□	□	D	H	MFO	J	□	□	□
	□	□	□	□	□	□	□	□	□	□	□	□	□	□	□	□	□
Weymouth (WEY)	d				1717		1728		1800								1817
Upwey (UPW)	d				1721		1733										1821
Dorchester West (DCW)	a						1741										
Dorchester South (DCH)	d				1730				1810								1830
Moreton (Dorset) (MTN)	d				1736												1836
Wool (WOO)	d				1742												1842
Wareham (WRM)	d				1751				1826								1851
Holton Heath (HOL)	d				1754												1854
Hamworthy (HAM)	d				1759				1833								1859
Poole (POO)	4 a				1806				1838								1904
Poole (POO)	4 d				1758	1807			1839								1858 1905
Parkstone (Dorset) (PKS)	d				1802				1843								1902
Branksome (BSM)	d				1806				1846								1906
Bournemouth (BMH)	a				1811	1817			1853								1911 1916
Bournemouth (BMH)	d		1802		1820			1845	1857							1902	1920
Pokesdown (POK)	d		1806		1824											1906	1924
Christchurch (CHR)	d		1810		1828											1910	1928
Hinton Admiral (HNA)	d		1815													1915	
New Milton (NWM)	d		1819		1835											1919	1935
Sway (SWY)	d		1824													1924	
Yarmouth (I.O.W.) (YMH)	d											1805	1805				
Lymington Pier (LYP)	a											1845	1845				
Lymington Pier (LYP)	d			1829											1903		
Lymington Town (LYT)	d			1831											1905		
Brockenhurst (BCU)	3 a		1829	1839	1843			1859	1913						1914	1929	1943
Brockenhurst (BCU)	3 d		1830		1844			1900	1914							1930	1944
Beaulieu Road (BEU)	d		1835														
Ashurst New Forest (ANF)	d		1839													1939	
Totton (TTN)	d		1844													1944	
Redbridge (RDB)	d	1827									1927						
Millbrook (Hants) (MBK)	d	1831									1931						
Southampton Central (SOU)	a	1834	1853		1858			1913	1928		1934					1952	1958
Southampton Central (SOU)	d	1836	1857		1900			1915	1930		1936					1955	2000
St Denys (SDN)	d	1841									1941						
Swaythling (SWG)	d	1844									1944						
Southampton Airport Parkway (SOA)	d	1847	1905		1908			1923	1938		1947					2003	2008
Portsmouth Harbour (PMH)	d										1855						
Portsmouth & Southsea (PMS)	d										1900						
Fratton (FTN)	d										1904						
Hilsea (HLS)	d										1908						
Cosham (CSA)	d										1913						
Portchester (PTC)	d										1918						
Fareham (FRM)	d										1924						
Botley (BOE)	d										1931						
Hedge End (HDE)	d										1936						
Eastleigh (ESL)	3 a	1850	1908								1942	1950				2006	
Eastleigh (ESL)	3 d	1851	1914			1914					1943	1951				2011	
Chandlers Ford (CFR)	d	1856										1956					
Romsey (ROM)	a	1903										2003					
Shawford (SHW)	d					1919											
Winchester (WIN)	d				1918	1925		1931	1948	1952							2018
Micheldever (MIC)	d										2001						
Basingstoke (BSK)	a				1934	1941		1946		2011							2034
Reading (RDG)	7 a							2009									
Fleet (FLE)	a										2022						
Farnborough (Main) (FNB)	a										2028						
Woking (WOK)	a								2021	2038							2053
Clapham Junction (CLJ)	10 a				2010												2116
London Waterloo (WAT)	15 a				2019				2049	2105							2129

NOTES (see introductory pages for explanation of train operator codes and standard symbols)

- a Arrival time
- d Departure time
- A To Manchester Piccadilly
- D From Salisbury
- H Runs until 1 November
- J Runs from 4 November
- K To Bristol Temple Meads
- MFO Mondays and Fridays only

Weymouth, Bournemouth, Yarmouth (IOW), Lymington, Southampton, Portsmouth and Fareham to Winchester and London

Mondays to Fridays from 23 September

Operator Days of operation/Notes 1st Class/Reservations/Bus/Ferry	SW	SW	XC	SW	SW	SW	SW	SW	SW	SW	SW	SW	SW	SW	SW	SW	SW	SW
	□	□	L ◇	□	☞	□	M □	D □	□	FO □	FX □	□	□	□	□	H ☞	MFO J ☞	□
Weymouth (WEY)	d			1900							1915	1917			1957			
Upwey (UPW)	d										1919	1921						
Dorchester West (DCW)	a																	
Dorchester South (DCH)	d			1910							1929c	1929			2008			
Moreton (Dorset) (MTN)	d										1936	1936						
Wool (WOO)	d										1943	1943						
Wareham (WRM)	d			1926							1952	1952			2026c			
Holton Heath (HOL)	d																	
Hamworthy (HAM)	d			1933							1959	1959			2033			
Poole (POO)	4 a			1938							2007	2007			2038			
Poole (POO)	4 d			1939					1950		2008	2008			2039			
Parkstone (Dorset) (PKS)	d			1943					1954						2043			
Branksome (BSM)	d			1946					1957						2046			
Bournemouth (BMH)	a			1953					2002	2017	2017				2053			
Bournemouth (BMH)	d		1945	1957					2005	2021	2021				2057			
Pokesdown (POK)	d								2009	2025	2025							
Christchurch (CHR)	d								2013	2029	2029							
Hinton Admiral (HNA)	d								2018									
New Milton (NWM)	d								2022	2036	2036							
Sway (SWY)	d								2027									
Yarmouth (I.O.W.) (YMH)	☞ d				1905										2005	2005		
Lymington Pier (LYP)	☞ a				1945										2045	2045		
Lymington Pier (LYP)	d		1933			2003								2033				2103
Lymington Town (LYT)	d		1935			2005								2035				2105
Brockenhurst (BCU)	3 a		1944	2013		2014			2032	2043	2043			2044	2113			2114
Brockenhurst (BCU)	3 d			2014					2033	2044	2044				2114			
Beaulieu Road (BEU)	d								2038									
Ashurst New Forest (ANF)	d								2042									
Totton (TTN)	d								2047									
Redbridge (RDB)	d							2027										
Millbrook (Hants) (MBK)	d							2031										
Southampton Central (SOU)	a		2013	2029				2034	2053	2059	2059				2128			
Southampton Central (SOU)	d		2015	2030				2036	2055	2100	2100				2130			
St Denys (SDN)	d							2041										
Swaythling (SWG)	d							2044										
Southampton Airport Parkway (SOA) ↵	d		2023	2038				2047	2103	2108	2108				2138			
Portsmouth Harbour (PMH)	☞ d						1955											
Portsmouth & Southsea (PMS)	d						2000											
Fratton (FTN)	d						2004											
Hilsea (HLS)	d						2008											
Cosham (CSA)	d						2013											
Portchester (PTC)	d						2018											
Fareham (FRM)	d						2026											
Botley (BOE)	d						2033											
Hedge End (HDE)	d						2038											
Eastleigh (ESL)	3 a	←					2044	2050	2106				←					
Eastleigh (ESL)	3 d	2011					2045	2051	2111				2111					
Chandlers Ford (CFR)	d							2056	↵									
Romsey (ROM)	a							2103										
Shawford (SHW)	d	2016					2051								2116			
Winchester (WIN)	d	2021a	2032	2048			2057			2118	2118		2121a		2148			
Micheldever (MIC)	d						2108											
Basingstoke (BSK)	a		2047				2122			2134	2134							
Reading (RDG)	7 a		2107															
Fleet (FLE)	a						2140											
Farnborough (Main) (FNB)	a						2145											
Woking (WOK)	a			2119			2158			2155	2155				2219			
Clapham Junction (CLJ)	10 a									2215	2215							
London Waterloo (WAT)	↻ 15 a			2148			2232			2224	2224				2244			

NOTES (see introductory pages for explanation of train operator codes and standard symbols)

- a Arrival time
- d Departure time
- c Arrives 3 minutes earlier
- D From Salisbury
- H Runs until 1 November
- J Runs from 4 November
- L To Birmingham New Street
- M Also calls at Hook 2131, Winchfield 2135, Brookwood 2153, Weybridge 2205, Walton-On-Thames 2209 and Surbiton 2216
- FO Fridays only
- FX Not Fridays
- MFO Mondays and Fridays only

Weymouth, Bournemouth, Yarmouth (IOW), Lymington, Southampton, Portsmouth and Fareham to Winchester and London

Mondays to Fridays from 23 September






Operator Days of operation/Notes 1st Class/Reservations/Bus/Ferry	SW	SW	GW	SW	GW	SW	SW	SW	SW	SW	SW	SW	GW	SW	SW	SN	SW	SW
	N	D	K	□	K	□	□	☞	□	D	P	FX Q	MFO	□	R	D	□	
Weymouth (WEY)	d			2005	2014							2057	2128					2207
Upwey (UPW)	d			2009	2019							2101	2133					2211
Dorchester West (DCW)	a				2027								2141					
Dorchester South (DCH)	d			2018								2109						2220
Moreton (Dorset) (MTN)	d			2024								2115						2226
Wool (WOO)	d			2030								2121						2232
Wareham (WRM)	d			2040c								2130						2240
Holton Heath (HOL)	d																	
Hamworthy (HAM)	d			2046								2136						2247
Poole (POO)	4 a			2051								2141						2252
Poole (POO)	4 d			2052								2142						2253
Parkstone (Dorset) (PKS)	d			2056								2146						2257
Branksome (BSM)	d			2100								2150						2300
Bournemouth (BMH)	a			2106								2156						2306
Bournemouth (BMH)	d			2110								2210						2310
Pokesdown (POK)	d			2114								2214						2314
Christchurch (CHR)	d			2118								2218						2318
Hinton Admiral (HNA)	d			2123								2223						2323
New Milton (NWM)	d			2128								2228						2328
Sway (SWY)	d			2132								2232						2332
Yarmouth (I.O.W.) (YMH)	☞ d							2105					2150					
Lymington Pier (LYP)	☞ a							2145					2230					
Lymington Pier (LYP)	d					2133				2203					2236			
Lymington Town (LYT)	d					2135				2205					2238			
Brockenhurst (BCU)	3 a			2138		2144				2214		2238			2247			2338
Brockenhurst (BCU)	3 d			2139								2239						2339
Beaulieu Road (BEU)	d																	
Ashurst New Forest (ANF)	d			2146								2246						2346
Totton (TTN)	d			2151								2251						2351
Redbridge (RDB)	d		2127									2227					2316	
Millbrook (Hants) (MBK)	d		2131									2231					2319	
Southampton Central (SOU)	a		2134	2157								2234	2257				2322	2357
Southampton Central (SOU)	d		2136	2200								2236	2300			2311	2323	
St Denys (SDN)	d		2141									2241					2328	
Swaythling (SWG)	d		2144									2244					2331	
Southampton Airport Parkway (SOA) ←	d		2147	2208								2247	2308			2319	2334	
Portsmouth Harbour (PMH)	☞ d	2055		2123				2155										
Portsmouth & Southsea (PMS)	d	2100		2127				2200										
Fratton (FTN)	d	2104		2131				2204										
Hilsea (HLS)	d	2108						2208										
Cosham (CSA)	d	2113						2213										
Portchester (PTC)	d	2118						2218										
Fareham (FRM)	d	2124		2147c				2224										
Botley (BOE)	d	2131						2231										
Hedge End (HDE)	d	2136						2236										
Eastleigh (ESL)	3 a	2144	2150	2202	2211			2242				2250	2311			2323	2338	
Eastleigh (ESL)	3 d	2145	2151		2212							2251	2312				2338	
Chandlers Ford (CFR)	d		2156									2256					2343	
Romsey (ROM)	a		2203									2304					2351	
Shawford (SHW)	d			2218								2318						
Winchester (WIN)	d	2154		2224								2324						
Micheldever (MIC)	d	2203										2333						
Basingstoke (BSK)	a	2216		2240								2343						
Reading (RDG)	7 a																	
Fleet (FLE)	a	2240										0001						
Farnborough (Main) (FNB)	a	2245										0006						
Woking (WOK)	a	2258		2300								0018						
Clapham Junction (CLJ)	10 a			2320														
London Waterloo (WAT)	15 a	2332		2330														

NOTES (see introductory pages for explanation of train operator codes and standard symbols)

- a Arrival time
- d Departure time
- c Arrives 3 minutes earlier
- D From Salisbury
- K To Bristol Temple Meads
- N Also calls at Hook 2231, Winchfield 2235, Brookwood 2253, Weybridge 2305, Walton-On-Thames 2309 and Surbiton 2316
- P Also calls at Hook 2351, Winchfield 2355 and Brookwood 0013
- Q To Westbury
- R To Littlehampton
- FX Not Fridays
- MFO Mondays and Fridays only

Weymouth, Bournemouth, Yarmouth (IOW), Lymington, Southampton, Portsmouth and Fareham to Winchester and London

Mondays to Fridays from 23 September

1st Class/Reservations/Bus/Ferry	Operator	SW
Weymouth (WEY)	d	2309
Upwey (UPW)	d	2313
Dorchester West (DCW)	a	
Dorchester South (DCH)	d	2321
Moreton (Dorset) (MTN)	d	2327
Wool (WOO)	d	2333
Wareham (WRM)	d	2342
Holton Heath (HOL)	d	
Hamworthy (HAM)	d	2348
Poole (POO)	4 a	2353
Poole (POO)	4 d	2354
Parkstone (Dorset) (PKS)	d	
Branksome (BSM)	d	
Bournemouth (BMH)	a	0003
Bournemouth (BMH)	d	
Pokesdown (POK)	d	
Christchurch (CHR)	d	
Hinton Admiral (HNA)	d	
New Milton (NWM)	d	
Sway (SWY)	d	
Yarmouth (I.O.W.) (YMH)	 d	
Lymington Pier (LYP)	 a	
Lymington Pier (LYP)	d	
Lymington Town (LYT)	d	
Brockenhurst (BCU)	3 a	
Brockenhurst (BCU)	3 d	
Beaulieu Road (BEU)	d	
Ashurst New Forest (ANF)	d	
Totton (TTN)	d	
Redbridge (RDB)	d	
Millbrook (Hants) (MBK)	d	
Southampton Central (SOU)	a	
Southampton Central (SOU)	d	
St Denys (SDN)	d	
Swaythling (SWG)	d	
Southampton Airport Parkwy (SOA)	 d	
Portsmouth Harbour (PMH)	 d	
Portsmouth & Southsea (PMS)	d	
Fratton (FTN)	d	
Hilsea (HLS)	d	
Cosham (CSA)	d	
Portchester (PTC)	d	
Fareham (FRM)	d	
Botley (BOE)	d	
Hedge End (HDE)	d	
Eastleigh (ESL)	3 a	
Eastleigh (ESL)	3 d	
Chandlers Ford (CFR)	d	
Romsey (ROM)	a	
Shawford (SHW)	d	
Winchester (WIN)	d	
Micheldever (MIC)	d	
Basingstoke (BSK)	a	
Reading (RDG)	7 a	
Fleet (FLE)	a	
Farnborough (Main) (FNB)	a	
Woking (WOK)	a	
Clapham Junction (CLJ)	10 a	
London Waterloo (WAT)	 15 a	

NOTES (see introductory pages for explanation of train operator codes and standard symbols)

- a Arrival time
d Departure time

Weymouth, Bournemouth, Yarmouth (IOW), Lymington, Southampton, Portsmouth and Fareham to Winchester and London

Saturdays until 21 September

Operator	SW A	XC B	SW A	SW	SW C	SW	XC B	SW	SW D	SW	SW	SW	SW	SW	XC B	SW	SW
Days of operation/Notes 1st Class/Reservations/Bus/Ferry Catering facilities	□	□◇ ⚓	□	□	□	□	□◇ ⚓	□	□	□	□	□	□	□	□◇ ⚓	□	□
Weymouth (WEY)	d																0542
Upwey (UPW)	d																
Dorchester West (DCW)	a																
Dorchester South (DCH)	d																0552
Moreton (Dorset) (MTN)	d																
Wool (WOO)	d																0602
Wareham (WRM)	d																0610
Holton Heath (HOL)	d																0613
Hamworthy (HAM)	d																0618
Poole (POO)	4 a																0623
Poole (POO)	4 d									0528							0624
Parkstone (Dorset) (PKS)	d									0532							0628
Branksome (BSM)	d									0536							0631
Bournemouth (BMH)	a									0541							0637
Bournemouth (BMH)	d									0543					0633		0642
Pokesdown (POK)	d									0547							0646
Christchurch (CHR)	d									0551							0650
Hinton Admiral (HNA)	d									0556							0655
New Milton (NWM)	d									0600							0700
Sway (SWY)	d									0605							0705
Yarmouth (I.O.W.) (YMH)	d	⚓															
Lymington Pier (LYP)	a	⚓															
Lymington Pier (LYP)	d												0627				0657
Lymington Town (LYT)	d												0629				0659
Brockenhurst (BCU)	3 a									0610			0637				0709
Brockenhurst (BCU)	3 d									0611							0710
Beaulieu Road (BEU)	d																
Ashurst New Forest (ANF)	d									0618							0718
Totton (TTN)	d									0623							0723
Redbridge (RDB)	d									0616							
Millbrook (Hants) (MBK)	d									0620							
Southampton Central (SOU)	a									0624	0629		←		0704		0728
Southampton Central (SOU)	d	0511	0515		0530	0557	0616		0635	0630			0635		0700	0715	0730
St Denys (SDN)	d				0535				→				0640				
Swaythling (SWG)	d				0538								0643				
Southampton Airport Parkway (SOA)	← d	0519	0523		0541	0605	0624			0638			0646		0708	0723	0738
Portsmouth Harbour (PMH)	d							0540				0555					
Portsmouth & Southsea (PMS)	d							0544				0600					
Fratton (FTN)	d							0548				0604					
Hilsea (HLS)	d											0608					
Cosham (CSA)	d				0509				0556			0613					
Portchester (PTC)	d				0513							0618					
Fareham (FRM)	d				0520				0605			0624					
Botley (BOE)	d				0527							0632					
Hedge End (HDE)	d				0532							0636					
Eastleigh (ESL)	3 a	0523		←	0538	0545	0608		0618			0643	0650		0711		
Eastleigh (ESL)	3 d	0524		0524		0546	0609					0643	0650		0713		
Chandlers Ford (CFR)	d	→											0655				
Romsey (ROM)	a												0703				
Shawford (SHW)	d					0552						0649			0719		
Winchester (WIN)	d		0531	0536	0600c	0621	0632			0648	0655			0725	0733		0748
Micheldever (MIC)	d				0608						0704						
Basingstoke (BSK)	a		0546	0552	0618	0639	0647			0704	0714			0741	0748		
Reading (RDG)	7 a		0609				0706								0807		
Fleet (FLE)	a			0610		0640						0725					
Farnborough (Main) (FNB)	a			0615		0645						0731					
Woking (WOK)	a			0630		0658	0659				0723	0741					0821
Clapham Junction (CLJ)	10 a			0650		0728					0743			0822			
London Waterloo (WAT)	↻ 15 a			0659		0737	0729				0752	0806			0831		0848

NOTES (see introductory pages for explanation of train operator codes and standard symbols)

- a Arrival time
- d Departure time
- c Arrives 3 minutes earlier
- A Also calls at Hook 0601, Winchfield 0605 and Brookwood 0623
- B To Manchester Piccadilly
- C Also calls at Hook 0631, Winchfield 0635, Brookwood 0653, Weybridge 0705, Walton-On-Thames 0709 and Surbiton 0716
- D From Romsey

Weymouth, Bournemouth, Yarmouth (IOW), Lymington, Southampton, Portsmouth and Fareham to Winchester and London

Saturdays until 21 September

Operator	SW	SW	SW	SW	SW	SW	GW	XC	SW	SW	SW	SW	SW	SW	SW	SW
Days of operation/Notes 1st Class/Reservations/Bus/Ferry Catering facilities	□	E □	□	□	□	□	F	B □◇ ⌘	E □	☪	□	□	□	E □	□	□
Weymouth (WEY)	d				0617		0638						0655			
Upwey (UPW)	d				0621		0643						0659			
Dorchester West (DCW)	a						0651									
Dorchester South (DCH)	d				0629								0707			
Moreton (Dorset) (MTN)	d				0636								0714			
Wool (WOO)	d				0642								0720			
Wareham (WRM)	d				0649								0727			
Holton Heath (HOL)	d				0653								0731			
Hamworthy (HAM)	d				0658								0736			
Poole (POO)	4 a				0702								0740			
Poole (POO)	4 d			0650									0741			
Parkstone (Dorset) (PKS)	d			0654									0745			
Branksome (BSM)	d			0657									0749			
Bournemouth (BMH)	a			0702									0754			
Bournemouth (BMH)	d			0705				0745					0759			0802
Pokesdown (POK)	d			0709												0806
Christchurch (CHR)	d			0713												0810
Hinton Admiral (HNA)	d			0718												0815
New Milton (NWM)	d			0722												0819
Sway (SWY)	d			0727												0824
Yarmouth (I.O.W.) (YMH)	d											0700				
Lymington Pier (LYP)	a											0740				
Lymington Pier (LYP)	d				0727							0757				0827
Lymington Town (LYT)	d				0729							0759				0829
Brockenhurst (BCU)	3 a			0732	0737	0743						0807	0813		0829	0837
Brockenhurst (BCU)	3 d			0733		0744							0814			0830
Beaulieu Road (BEU)	d															0835
Ashurst New Forest (ANF)	d				0740											0839
Totton (TTN)	d				0745											0844
Redbridge (RDB)	d			0721								0821				
Millbrook (Hants) (MBK)	d			0724								0824				
Southampton Central (SOU)	a			0730	0752		0758		0813	0827			0828		←	0852
Southampton Central (SOU)	d			0735	0755		0800		0815	0835			0830			0835 0855
St Denys (SDN)	d				0740					→						0840
Swaythling (SWG)	d				0743											0843
Southampton Airport Parkway (SOA)	← d				0746	0803							0838			0846 0903
Portsmouth Harbour (PMH)	d	0655												0755		
Portsmouth & Southsea (PMS)	d	0700												0800		
Fratton (FTN)	d	0704												0804		
Hilsea (HLS)	d	0708												0808		
Cosham (CSA)	d	0713												0813		
Portchester (PTC)	d	0718												0818		
Fareham (FRM)	d	0724												0824		
Botley (BOE)	d	0732												0832		
Hedge End (HDE)	d	0736												0836		
Eastleigh (ESL)	3 a	0743	0749	0806			←							0843	0849	0906
Eastleigh (ESL)	3 d	0743	0750	0812			0812							0843	0850	0914
Chandlers Ford (CFR)	d			0755	→									0855	→	
Romsey (ROM)	a			0803										0903		
Shawford (SHW)	d						0817									
Winchester (WIN)	d	0753				0818	0822a	0831					0848	0853		
Micheldever (MIC)	d	0801												0901		
Basingstoke (BSK)	a	0811				0834		0846						0911		
Reading (RDG)	7 a							0907								
Fleet (FLE)	a	0823												0923		
Farnborough (Main) (FNB)	a	0828												0928		
Woking (WOK)	a	0838											0920	0938		
Clapham Junction (CLJ)	10 a					0911										
London Waterloo (WAT)	↻ 15 a	0904				0920							0947	1003		

NOTES (see introductory pages for explanation of train operator codes and standard symbols)

- a Arrival time
- d Departure time
- B To Manchester Piccadilly
- E From Salisbury
- F To Gloucester

Weymouth, Bournemouth, Yarmouth (IOW), Lymington, Southampton, Portsmouth and Fareham to Winchester and London

Saturdays until 21 September

Operator	SW	SW	SW	GW	XC	SW	SW	SW	SW	SW	SW	SW	SW	SW	XC	XC	SW
Days of operation/Notes 1st Class/Reservations/Bus/Ferry Catering facilities	1	1	1	F	B 1 ◇ ♣	1	1	1	E 1	1	1	1	1	1	G 1 ◇ ♣	H 1 ◇ ♣	1 ♣
Weymouth (WEY)	d	0720		0733			0803						0820				
Upwey (UPW)	d	0724		0738									0824				
Dorchester West (DCW)	a			0746													
Dorchester South (DCH)	d	0732					0813						0833				
Moreton (Dorset) (MTN)	d	0739											0839				
Wool (WOO)	d	0745											0845				
Wareham (WRM)	d	0753					0828						0853				
Holton Heath (HOL)	d	0756											0856				
Hamworthy (HAM)	d	0801					0835						0901				
Poole (POO)	4 a	0806					0839						0906				
Poole (POO)	4 d	0758	0807				0840						0858	0907			
Parkstone (Dorset) (PKS)	d	0802					0844						0902				
Branksome (BSM)	d	0806					0848						0906				
Bournemouth (BMH)	a	0811	0817				0854						0911	0917			
Bournemouth (BMH)	d	0822			0845		0859			0902			0922		0945	0945	
Pokesdown (POK)	d	0826								0906			0926				
Christchurch (CHR)	d	0830								0910			0930				
Hinton Admiral (HNA)	d									0915							
New Milton (NWM)	d	0837								0919			0937				
Sway (SWY)	d									0924							
Yarmouth (I.O.W.) (YMH)	d																0905
Lymington Pier (LYP)	a																0945
Lymington Pier (LYP)	d					0857						0927					
Lymington Town (LYT)	d					0859						0929					
Brockenhurst (BCU)	3 a	0843				0907	0913			0929	0937	0943		0959	0959		
Brockenhurst (BCU)	3 d	0844					0914			0930		0944		1000	1000		
Beaulieu Road (BEU)	d																
Ashurst New Forest (ANF)	d									0939							
Totton (TTN)	d									0944							
Redbridge (RDB)	d									0927							
Millbrook (Hants) (MBK)	d									0931							
Southampton Central (SOU)	a	0858		0913		0928		0934	0952			0958		1013	1013		
Southampton Central (SOU)	d	0900		0915		0930		0936	0955			1000		1015	1015		
St Denys (SDN)	d							0941									
Swaythling (SWG)	d							0944									
Southampton Airport Parkway (SOA)	← d	0908		0923		0938		0947	1003			1008		1023	1023		
Portsmouth Harbour (PMH)	d						0855										
Portsmouth & Southsea (PMS)	d						0900										
Fratton (FTN)	d						0904										
Hilsea (HLS)	d						0908										
Cosham (CSA)	d						0913										
Portchester (PTC)	d						0918										
Fareham (FRM)	d						0924										
Botley (BOE)	d						0932										
Hedge End (HDE)	d						0936										
Eastleigh (ESL)	3 a		←				0943	0950	1006					←			
Eastleigh (ESL)	3 d		0914				0943	0951	1014				1014				
Chandlers Ford (CFR)	d							0956	←								
Romsey (ROM)	a							1003									
Shawford (SHW)	d		0919											1019			
Winchester (WIN)	d	0918	0924a		0932		0948	0953				1018	1024a	1031	1031u		
Micheldever (MIC)	d							1001									
Basingstoke (BSK)	a	0935			0947			1011				1034		1046			
Reading (RDG)	7 a				1007									1106	1106		
Fleet (FLE)	a							1023									
Farnborough (Main) (FNB)	a							1028									
Woking (WOK)	a						1020	1038									
Clapham Junction (CLJ)	10 a	1011										1111					
London Waterloo (WAT)	↻ 15 a	1020					1047	1106					1120				

NOTES (see introductory pages for explanation of train operator codes and standard symbols)

- a Arrival time
- d Departure time
- u Stops to pick up only
- B To Manchester Piccadilly
- E From Salisbury
- F To Gloucester
- G Runs from 14 September. To Manchester Piccadilly
- H Runs until 7 September. To Manchester Piccadilly

Weymouth, Bournemouth, Yarmouth (IOW), Lymington, Southampton, Portsmouth and Fareham to Winchester and London

Saturdays until 21 September

Operator	SW	SW	SW	SW	SW	SW	SW	SW	SW	SW	GW	XC	XC	SW	SW	SW	SW	SW	
Days of operation/Notes 1st Class/Reservations/Bus/Ferry Catering facilities	□	□	□	E □	□	□	□	□	□	□	F	H □◇ ⚓	G □◇ ⚓	⚓	□	□	□	E □	
Weymouth (WEY)	d	0903								0920		0930						1003	
Upwey (UPW)	d									0924		0935							
Dorchester West (DCW)	a											0943							
Dorchester South (DCH)	d	0913								0933								1013	
Moreton (Dorset) (MTN)	d									0939									
Wool (WOO)	d									0945									
Wareham (WRM)	d	0928								0953								1028	
Holton Heath (HOL)	d									0956									
Hamworthy (HAM)	d	0935								1001								1035	
Poole (POO)	4 a	0939								1006								1039	
Poole (POO)	4 d	0940								0958 1007								1040	
Parkstone (Dorset) (PKS)	d	0944								1002								1044	
Branksome (BSM)	d	0948								1006								1048	
Bournemouth (BMH)	a	0954								1011 1017								1054	
Bournemouth (BMH)	d	0959				1002				1022		1045	1045					1059	
Pokesdown (POK)	d					1006				1026									
Christchurch (CHR)	d					1010				1030									
Hinton Admiral (HNA)	d					1015													
New Milton (NWM)	d					1019				1037									
Sway (SWY)	d					1024													
Yarmouth (I.O.W.) (YMH)	⚓ d													1005					
Lymington Pier (LYP)	⚓ a													1045					
Lymington Pier (LYP)	d	0957						1027									1057		
Lymington Town (LYT)	d	0959						1029									1059		
Brockenhurst (BCU)	3 a	1007	1013			1029	1037	1043									1107	1113	
Brockenhurst (BCU)	3 d		1014			1030		1044										1114	
Beaulieu Road (BEU)	d					1035													
Ashurst New Forest (ANF)	d					1039													
Totton (TTN)	d					1044													
Redbridge (RDB)	d				1027														1127
Millbrook (Hants) (MBK)	d				1031														1131
Southampton Central (SOU)	a	1028			1034	1052		1058				1113	1113				1128		1134
Southampton Central (SOU)	d	1030			1036	1055		1100				1115	1115				1130		1136
St Denys (SDN)	d				1041														1141
Swaythling (SWG)	d				1044														1144
Southampton Airport Parkway (SOA)	↔ d	1038			1047	1103		1108				1123	1123				1138		1147
Portsmouth Harbour (PMH)	⚓ d			0955															1055
Portsmouth & Southsea (PMS)	d			1000															1100
Fratton (FTN)	d			1004															1104
Hilsea (HLS)	d			1008															1108
Cosham (CSA)	d			1013															1113
Portchester (PTC)	d			1018															1118
Fareham (FRM)	d			1024															1124
Botley (BOE)	d			1032															1132
Hedge End (HDE)	d			1036															1136
Eastleigh (ESL)	3 a			1043	1050	1106													1143 1150
Eastleigh (ESL)	3 d			1043	1051	1114				1114									1143 1151
Chandlers Ford (CFR)	d				1056	↔													1156
Romsey (ROM)	a				1103														1203
Shawford (SHW)	d									1119									
Winchester (WIN)	d	1048	1053					1118	1124a			1132u	1132				1148	1153	
Micheldever (MIC)	d		1101																1201
Basingstoke (BSK)	a		1111					1134					1147						1211
Reading (RDG)	7 a											1207	1207						
Fleet (FLE)	a			1123															1223
Farnborough (Main) (FNB)	a			1128															1228
Woking (WOK)	a		1120	1138													1220		1238
Clapham Junction (CLJ)	10 a									1211									
London Waterloo (WAT)	⚓ 15 a		1150	1209						1224								1248	1306

NOTES (see introductory pages for explanation of train operator codes and standard symbols)

- a Arrival time
- d Departure time
- u Stops to pick up only
- E From Salisbury
- F To Gloucester
- G Runs from 14 September. To Manchester Piccadilly
- H Runs until 7 September. To Manchester Piccadilly

Weymouth, Bournemouth, Yarmouth (IOW), Lymington, Southampton, Portsmouth and Fareham to Winchester and London

Saturdays until 21 September

Operator	SW	SW	SW	SW	SW	XC	XC	SW	SW	SW	SW	SW	SW	SW	SW	SW	SW
Days of operation/Notes 1st Class/Reservations/Bus/Ferry Catering facilities	□	□	□	□	□	H □◇ ⚓	G □◇ ⚓	⚓	□	□	□	E □	□	□	□	□	□
Weymouth (WEY)	d			1020						1103							1120
Upwey (UPW)	d			1024													1124
Dorchester West (DCW)	a																
Dorchester South (DCH)	d			1033						1113							1133
Moreton (Dorset) (MTN)	d			1039													1139
Wool (WOO)	d			1045													1145
Wareham (WRM)	d			1053						1128							1153
Holton Heath (HOL)	d			1056													1156
Hamworthy (HAM)	d			1101						1135							1201
Poole (POO)	4 a			1106						1139							1206
Poole (POO)	4 d			1058	1107					1140							1158 1207
Parkstone (Dorset) (PKS)	d			1102						1144							1202
Branksome (BSM)	d			1106						1148							1206
Bournemouth (BMH)	a			1111	1117					1154							1211 1217
Bournemouth (BMH)	d	1102		1122		1145	1145			1159			1202				1222
Pokesdown (POK)	d	1106		1126									1206				1226
Christchurch (CHR)	d	1110		1130									1210				1230
Hinton Admiral (HNA)	d	1115											1215				
New Milton (NWM)	d	1119		1137									1219				1237
Sway (SWY)	d	1124											1224				
Yarmouth (I.O.W.) (YMH)	d							1105									
Lymington Pier (LYP)	a							1145									
Lymington Pier (LYP)	d		1127						1157						1227		
Lymington Town (LYT)	d		1129						1159						1229		
Brockenhurst (BCU)	3 a	1129	1137	1143					1207	1213			1229	1237			1243
Brockenhurst (BCU)	3 d	1130		1144						1214			1230				1244
Beaulieu Road (BEU)	d												1235				
Ashurst New Forest (ANF)	d	1139											1239				
Totton (TTN)	d	1144											1244				
Redbridge (RDB)	d											1227					
Millbrook (Hants) (MBK)	d											1231					
Southampton Central (SOU)	a	1152		1158		1213	1213			1228		1234	1252				1258
Southampton Central (SOU)	d	1155		1200		1215	1215			1230		1236	1255				1300
St Denys (SDN)	d											1241					
Swaythling (SWG)	d											1244					
Southampton Airport Parkwy (SOA)	← d	1203		1208		1223	1223			1238		1247	1303				1308
Portsmouth Harbour (PMH)	d											1155					
Portsmouth & Southsea (PMS)	d											1200					
Fratton (FTN)	d											1204					
Hilsea (HLS)	d											1208					
Cosham (CSA)	d											1213					
Portchester (PTC)	d											1218					
Fareham (FRM)	d											1224					
Botley (BOE)	d											1232					
Hedge End (HDE)	d											1236					
Eastleigh (ESL)	3 a	1206			←							1243	1250	1306			←
Eastleigh (ESL)	3 d	1214			1214							1243	1251	1314			1314
Chandlers Ford (CFR)	d	←										1256	←				
Romsey (ROM)	a											1303					
Shawford (SHW)	d				1219												1319
Winchester (WIN)	d			1218	1224a	1231u	1231			1248	1253					1318	1324a
Micheldever (MIC)	d										1301						
Basingstoke (BSK)	a			1234							1311						1334
Reading (RDG)	7 a					1306	1306										
Fleet (FLE)	a											1323					
Farnborough (Main) (FNB)	a											1328					
Woking (WOK)	a										1320	1338					
Clapham Junction (CLJ)	10 a			1311													1411
London Waterloo (WAT)	15 a			1320							1349	1404					1420

NOTES (see introductory pages for explanation of train operator codes and standard symbols)

- a Arrival time
- d Departure time
- u Stops to pick up only
- E From Salisbury
- G Runs from 14 September. To Manchester Piccadilly
- H Runs until 7 September. To Manchester Piccadilly

Weymouth, Bournemouth, Yarmouth (IOW), Lymington, Southampton, Portsmouth and Fareham to Winchester and London

Saturdays until 21 September

Operator	GW	XC	SW	SW	SW	SW	SW	SW	SW	SW	SW	SW	XC	XC	SW	SW	SW
Days of operation/Notes 1st Class/Reservations/Bus/Ferry Catering facilities	F	B ◇	⚓	⏏	⏏	⏏	E ⏏	⏏	⏏	⏏	⏏	⏏	H ◇	G ◇	⚓	⏏	⏏
Weymouth (WEY)	d	1130				1203											1303
Upwey (UPW)	d	1135															1303
Dorchester West (DCW)	a	1143															
Dorchester South (DCH)	d					1213											1313
Moreton (Dorset) (MTN)	d																1313
Wool (WOO)	d																1313
Wareham (WRM)	d					1228											1328
Holton Heath (HOL)	d																1328
Hamworthy (HAM)	d					1235											1335
Poole (POO)	4 a					1239											1339
Poole (POO)	4 d					1240											1340
Parkstone (Dorset) (PKS)	d					1244											1344
Branksome (BSM)	d					1248											1348
Bournemouth (BMH)	a					1254											1354
Bournemouth (BMH)	d		1245			1259			1302				1322	1345	1345		1359
Pokesdown (POK)	d								1306				1326				1359
Christchurch (CHR)	d								1310				1330				1359
Hinton Admiral (HNA)	d								1315								1359
New Milton (NWM)	d								1319				1337				1359
Sway (SWY)	d								1324								1359
Yarmouth (I.O.W.) (YMH)	⚓ d			1205												1305	
Lymington Pier (LYP)	⚓ a			1245												1345	
Lymington Pier (LYP)	d				1257							1327					1357
Lymington Town (LYT)	d				1259							1329					1359
Brockenhurst (BCU)	3 a				1307	1313				1329	1337	1343					1413
Brockenhurst (BCU)	3 d					1314				1330		1344					1414
Beaulieu Road (BEU)	d																1414
Ashurst New Forest (ANF)	d									1339							1414
Totton (TTN)	d									1344							1414
Redbridge (RDB)	d								1327								1414
Millbrook (Hants) (MBK)	d								1331								1414
Southampton Central (SOU)	a		1313			1328			1334	1352		1358	1413	1413			1428
Southampton Central (SOU)	d		1315			1330			1336	1355		1400	1415	1415			1430
St Denys (SDN)	d								1341								1430
Swaythling (SWG)	d								1344								1430
Southampton Airport Parkway (SOA)	← d		1323			1338			1347	1403		1408	1423	1423			1438
Portsmouth Harbour (PMH)	⚓ d						1255										
Portsmouth & Southsea (PMS)	d						1300										
Fratton (FTN)	d						1304										
Hilsea (HLS)	d						1308										
Cosham (CSA)	d						1313										
Portchester (PTC)	d						1318										
Fareham (FRM)	d						1324										
Botley (BOE)	d						1332										
Hedge End (HDE)	d						1336										
Eastleigh (ESL)	3 a						1343	1350	1406								
Eastleigh (ESL)	3 d						1343	1351	1414				1414				
Chandlers Ford (CFR)	d							1356	→								
Romsey (ROM)	a							1403									
Shawford (SHW)	d												1419				
Winchester (WIN)	d		1332			1348	1353					1418	1424a	1431u	1431		1448
Micheldever (MIC)	d						1401										
Basingstoke (BSK)	a		1347				1411					1434			1446		
Reading (RDG)	7 a		1409											1505	1505		
Fleet (FLE)	a						1425										
Farnborough (Main) (FNB)	a						1431										
Woking (WOK)	a					1420	1441										1520
Clapham Junction (CLJ)	10 a											1511					
London Waterloo (WAT)	⌚ 15 a					1449	1506					1520					1549

NOTES (see introductory pages for explanation of train operator codes and standard symbols)

- a Arrival time
- d Departure time
- u Stops to pick up only
- B To Manchester Piccadilly
- E From Salisbury
- F To Gloucester
- G Runs from 14 September. To Manchester Piccadilly
- H Runs until 7 September. To Manchester Piccadilly

Weymouth, Bournemouth, Yarmouth (IOW), Lymington, Southampton, Portsmouth and Fareham to Winchester and London

Saturdays until 21 September

Operator	SW	SW	SW	SW	SW	SW	SW	GW	XC	SW	SW	SW	SW	SW	SW	SW
Days of operation/Notes 1st Class/Reservations/Bus/Ferry Catering facilities	□	E □	□	□	□	□	□	F	B □◇ ⚓	⚓	□	□	□	E □	□	□
Weymouth (WEY)	d					1320		1330					1403			
Upwey (UPW)	d					1324		1335								
Dorchester West (DCW)	a							1343								
Dorchester South (DCH)	d					1333							1413			
Moreton (Dorset) (MTN)	d					1339										
Wool (WOO)	d					1345										
Wareham (WRM)	d					1353							1428			
Holton Heath (HOL)	d					1356										
Hamworthy (HAM)	d					1401							1435			
Poole (POO)	4 a					1406							1439			
Poole (POO)	4 d					1358	1407						1440			
Parkstone (Dorset) (PKS)	d					1402							1444			
Branksome (BSM)	d					1406							1448			
Bournemouth (BMH)	a					1411	1417						1454			
Bournemouth (BMH)	d			1402		1422			1445				1459			1502
Pokesdown (POK)	d			1406		1426										1506
Christchurch (CHR)	d			1410		1430										1510
Hinton Admiral (HNA)	d			1415												1515
New Milton (NWM)	d			1419		1437										1519
Sway (SWY)	d			1424												1524
Yarmouth (I.O.W.) (YMH)	⚓ d									1405						
Lymington Pier (LYP)	⚓ a									1445						
Lymington Pier (LYP)	d				1427						1457					1527
Lymington Town (LYT)	d				1429						1459					1529
Brockenhurst (BCU)	3 a			1429	1437	1443					1507	1513			1529	1537
Brockenhurst (BCU)	3 d			1430		1444						1514			1530	
Beaulieu Road (BEU)	d			1435												
Ashurst New Forest (ANF)	d			1439											1539	
Totton (TTN)	d			1444											1544	
Redbridge (RDB)	d		1427												1527	
Millbrook (Hants) (MBK)	d		1431												1531	
Southampton Central (SOU)	a		1434	1452		1458			1513			1528		1534	1552	
Southampton Central (SOU)	d		1436	1455		1500			1515			1530		1536	1555	
St Denys (SDN)	d		1441												1541	
Swaythling (SWG)	d		1444												1544	
Southampton Airport Parkway (SOA)	← d		1447	1503		1508			1523			1538		1547	1603	
Portsmouth Harbour (PMH)	⚓ d	1355											1455			
Portsmouth & Southsea (PMS)	d	1400											1500			
Fratton (FTN)	d	1404											1504			
Hilsea (HLS)	d	1408											1508			
Cosham (CSA)	d	1413											1513			
Portchester (PTC)	d	1418											1518			
Fareham (FRM)	d	1424											1524			
Botley (BOE)	d	1432											1532			
Hedge End (HDE)	d	1436											1536			
Eastleigh (ESL)	3 a	1443	1450	1506				←					1543	1550	1607	
Eastleigh (ESL)	3 d	1443	1451	1514				1514					1543	1551	1614	
Chandlers Ford (CFR)	d		1456	→									1556	→		
Romsey (ROM)	a		1503										1603			
Shawford (SHW)	d							1519								
Winchester (WIN)	d	1453				1518	1524a		1533			1548	1553			
Micheldever (MIC)	d	1501											1601			
Basingstoke (BSK)	a	1511				1534			1548				1611			
Reading (RDG)	7 a								1606							
Fleet (FLE)	a	1523												1623		
Farnborough (Main) (FNB)	a	1528												1628		
Woking (WOK)	a	1538										1620	1638			
Clapham Junction (CLJ)	10 a					1610										
London Waterloo (WAT)	⚓ 15 a	1604				1619							1648	1704		

NOTES (see introductory pages for explanation of train operator codes and standard symbols)

- a Arrival time
- d Departure time
- B To Manchester Piccadilly
- E From Salisbury
- F To Gloucester

Weymouth, Bournemouth, Yarmouth (IOW), Lymington, Southampton, Portsmouth and Fareham to Winchester and London

Saturdays until 21 September

Operator	SW	SW	SW	XC	SW	SW	SW	SW	SW	SW	SW	SW	SW	SW	SW	GW	XC	SW
Days of operation/Notes 1st Class/Reservations/Bus/Ferry Catering facilities	□	□	□	□◇ ⚓	⚓	□	□	□	□	E □	□	□	□	□	□	F	□◇ ⚓	⚓
Weymouth (WEY)	d	1420					1503							1520		1530		
Upwey (UPW)	d	1424												1524		1535		
Dorchester West (DCW)	a															1543		
Dorchester South (DCH)	d	1433					1513							1533				
Moreton (Dorset) (MTN)	d	1439												1539				
Wool (WOO)	d	1445												1545				
Wareham (WRM)	d	1453					1528							1553				
Holton Heath (HOL)	d	1456												1556				
Hamworthy (HAM)	d	1501					1535							1601				
Poole (POO)	4 a	1506					1539							1606				
Poole (POO)	4 d	1458	1507				1540							1558	1607			
Parkstone (Dorset) (PKS)	d	1502					1544							1602				
Branksome (BSM)	d	1506					1548							1606				
Bournemouth (BMH)	a	1511	1517				1554							1611	1617			
Bournemouth (BMH)	d	1522		1545			1559				1602		1622				1645	
Pokesdown (POK)	d	1526									1606		1626					
Christchurch (CHR)	d	1530									1610		1630					
Hinton Admiral (HNA)	d										1615							
New Milton (NWM)	d	1537									1619		1637					
Sway (SWY)	d										1624							
Yarmouth (I.O.W.) (YMH)	⚓ d				1505													1605
Lymington Pier (LYP)	⚓ a				1545													1645
Lymington Pier (LYP)	d					1557							1627					
Lymington Town (LYT)	d					1559							1629					
Brockenhurst (BCU)	3 a	1543				1607	1613					1629	1637	1643				
Brockenhurst (BCU)	3 d	1544					1614						1630		1644			
Beaulieu Road (BEU)	d												1635					
Ashurst New Forest (ANF)	d												1639					
Totton (TTN)	d												1644					
Redbridge (RDB)	d										1627							
Millbrook (Hants) (MBK)	d										1631							
Southampton Central (SOU)	a	1558		1613			1628				1634	1652		1658				1713
Southampton Central (SOU)	d	1600		1615			1630				1636	1655		1700				1715
St Denys (SDN)	d										1641							
Swaythling (SWG)	d										1644							
Southampton Airport Parkway (SOA)	⚓ d	1608		1623			1638				1647	1703		1708				1723
Portsmouth Harbour (PMH)	⚓ d							1555										
Portsmouth & Southsea (PMS)	d							1600										
Fratton (FTN)	d							1604										
Hilsea (HLS)	d							1608										
Cosham (CSA)	d							1613										
Portchester (PTC)	d							1618										
Fareham (FRM)	d							1624										
Botley (BOE)	d							1632										
Hedge End (HDE)	d							1636										
Eastleigh (ESL)	3 a			←				1643	1650	1706					←			
Eastleigh (ESL)	3 d			1614				1643	1651	1714					1714			
Chandlers Ford (CFR)	d								1656	→								
Romsey (ROM)	a								1703									
Shawford (SHW)	d			1620														1719
Winchester (WIN)	d	1618	1625a	1631			1648	1653						1718	1724a			1732
Micheldever (MIC)	d							1701										
Basingstoke (BSK)	a	1634		1646				1711						1734				1747
Reading (RDG)	7 a			1706														1808
Fleet (FLE)	a							1723										
Farnborough (Main) (FNB)	a							1728										
Woking (WOK)	a							1720	1738									
Clapham Junction (CLJ)	10 a	1711												1811				
London Waterloo (WAT)	⚓ 15 a	1720						1748	1804					1820				

NOTES (see introductory pages for explanation of train operator codes and standard symbols)

- a Arrival time
- d Departure time
- B To Manchester Piccadilly
- E From Salisbury
- F To Gloucester

Weymouth, Bournemouth, Yarmouth (IOW), Lymington, Southampton, Portsmouth and Fareham to Winchester and London

Saturdays until 21 September

Operator	SW	SW	SW	SW	SW	SW	SW	SW	SW	SW	XC	XC	SW	SW	SW	SW	SW
Days of operation/Notes 1st Class/Reservations/Bus/Ferry Catering facilities	□	□	□	E □	□	□	□	□	□	□	H □◇ ⚓	G □◇ ⚓	⚓	□	□	□	E □
Weymouth (WEY)	d	1603								1620							1703
Upwey (UPW)	d									1624							
Dorchester West (DCW)	a																
Dorchester South (DCH)	d	1613								1633							1713
Moreton (Dorset) (MTN)	d									1639							
Wool (WOO)	d									1645							
Wareham (WRM)	d	1628								1653							1728
Holton Heath (HOL)	d									1656							
Hamworthy (HAM)	d	1635								1701							1735
Poole (POO)	4 a	1639								1706							1739
Poole (POO)	4 d	1640								1658 1707							1740
Parkstone (Dorset) (PKS)	d	1644								1702							1744
Branksome (BSM)	d	1648								1706							1748
Bournemouth (BMH)	a	1654								1711 1717							1754
Bournemouth (BMH)	d	1659						1702		1722		1745 1745					1759
Pokesdown (POK)	d							1706		1726							
Christchurch (CHR)	d							1710		1730							
Hinton Admiral (HNA)	d							1715									
New Milton (NWM)	d							1719		1737							
Sway (SWY)	d							1724									
Yarmouth (I.O.W.) (YMH)	d													1705			
Lymington Pier (LYP)	a													1745			
Lymington Pier (LYP)	d	1657								1727						1757	
Lymington Town (LYT)	d	1659								1729						1759	
Brockenhurst (BCU)	3 a	1707	1713					1729	1737	1743						1807	1813
Brockenhurst (BCU)	3 d		1714					1730		1744							1814
Beaulieu Road (BEU)	d																
Ashurst New Forest (ANF)	d							1739									
Totton (TTN)	d							1744									
Redbridge (RDB)	d				1727												1827
Millbrook (Hants) (MBK)	d				1731												1831
Southampton Central (SOU)	a	1728			1734			1752		1758		1813 1813				1828	1834
Southampton Central (SOU)	d	1730			1736	1741	1755			1800		1815 1815				1830	1836
St Denys (SDN)	d				1741	1746											1841
Swaythling (SWG)	d				1744	1749											1844
Southampton Airport Parkway (SOA)	← d	1738			1747	1752	1803			1808		1823 1823				1838	1847
Portsmouth Harbour (PMH)	d				1655												1755
Portsmouth & Southsea (PMS)	d				1700												1800
Fratton (FTN)	d				1704												1804
Hilsea (HLS)	d				1708												1808
Cosham (CSA)	d				1713												1813
Portchester (PTC)	d				1718												1818
Fareham (FRM)	d				1724												1824
Botley (BOE)	d				1732												1832
Hedge End (HDE)	d				1736												1836
Eastleigh (ESL)	3 a				1743	1750	1756	1806			←						1843 1850
Eastleigh (ESL)	3 d				1743	1751	1759	1814			1814						1843 1851
Chandlers Ford (CFR)	d				1756			→									1856
Romsey (ROM)	a				1803												1903
Shawford (SHW)	d							1804			1819						
Winchester (WIN)	d	1748	1753					1810		1818	1824a	1831u 1831				1848	1853
Micheldever (MIC)	d				1801			1819									1901
Basingstoke (BSK)	a				1811			1829		1834							1911
Reading (RDG)	7 a											1906 1906					
Fleet (FLE)	a				1823												1923
Farnborough (Main) (FNB)	a				1828												1928
Woking (WOK)	a				1820	1838										1920	1938
Clapham Junction (CLJ)	10 a									1911							
London Waterloo (WAT)	↻ 15 a				1847	1904				1920							1947 2004

NOTES (see introductory pages for explanation of train operator codes and standard symbols)

- a Arrival time
- d Departure time
- u Stops to pick up only
- E From Salisbury
- G Runs from 14 September. To Manchester Piccadilly
- H Runs until 7 September. To Manchester Piccadilly

Weymouth, Bournemouth, Yarmouth (IOW), Lymington, Southampton, Portsmouth and Fareham to Winchester and London

Saturdays until 21 September

Operator	SW	SW	SW	SW	SW	GW	XC	XC	SW	SW	SW	SW	SW	SW	SW	SW	SW
Days of operation/Notes 1st Class/Reservations/Bus/Ferry Catering facilities	□	□	□	□	□	J	H □◇	G □◇	☒	□	□	□	E □	□	□	□	□
Weymouth (WEY)	d			1720		1735						1803					1820
Upwey (UPW)	d			1724		1740											1824
Dorchester West (DCW)	a					1748											
Dorchester South (DCH)	d			1733								1813					1833
Moreton (Dorset) (MTN)	d			1739													1839
Wool (WOO)	d			1745													1845
Wareham (WRM)	d			1753								1828					1853
Holton Heath (HOL)	d			1756													1856
Hamworthy (HAM)	d			1801								1835					1901
Poole (POO)	4 a			1806								1839					1906
Poole (POO)	4 d			1758 1807								1840					1858 1907
Parkstone (Dorset) (PKS)	d			1802								1844					1902
Branksome (BSM)	d			1806								1848					1906
Bournemouth (BMH)	a			1811 1817								1854					1911 1917
Bournemouth (BMH)	d	1802		1822			1845 1845					1859			1902		1922
Pokesdown (POK)	d	1806		1826											1906		1926
Christchurch (CHR)	d	1810		1830											1910		1930
Hinton Admiral (HNA)	d	1815													1915		
New Milton (NWM)	d	1819		1837											1919		1937
Sway (SWY)	d	1824													1924		
Yarmouth (I.O.W.) (YMH)	d								1805								
Lymington Pier (LYP)	a								1845								
Lymington Pier (LYP)	d		1827							1857						1927	
Lymington Town (LYT)	d		1829							1859						1929	
Brockenhurst (BCU)	3 a	1829	1837	1843						1907	1913				1929	1937	1943
Brockenhurst (BCU)	d	1830		1844							1914				1930		1944
Beaulieu Road (BEU)	d	1835															
Ashurst New Forest (ANF)	d	1839													1939		
Totton (TTN)	d	1844													1944		
Redbridge (RDB)	d														1927		
Millbrook (Hants) (MBK)	d														1931		
Southampton Central (SOU)	a	1852		1858			1913 1913				1928		1934	1952			1958
Southampton Central (SOU)	d	1855		1900			1915 1915				1930		1936	1955			2000
St Denys (SDN)	d														1941		
Swaythling (SWG)	d														1944		
Southampton Airport Parkway (SOA)	← d	1903		1908			1923 1923				1938		1947	2003			2008
Portsmouth Harbour (PMH)	d											1855					
Portsmouth & Southsea (PMS)	d											1900					
Fratton (FTN)	d											1904					
Hilsea (HLS)	d											1908					
Cosham (CSA)	d											1913					
Portchester (PTC)	d											1918					
Fareham (FRM)	d											1924					
Botley (BOE)	d											1932					
Hedge End (HDE)	d											1936					
Eastleigh (ESL)	3 a	1906			←							1943	1950	2006			
Eastleigh (ESL)	3 d	1914			1914							1943	1951	2014			
Chandlers Ford (CFR)	d	↔											1956	↔			
Romsey (ROM)	a												2003				
Shawford (SHW)	d				1919												
Winchester (WIN)	d			1918	1924a		1932 1932				1948	1953					2018
Micheldever (MIC)	d											2001					
Basingstoke (BSK)	a			1934				1947				2013					2034
Reading (RDG)	7 a						2010 2010										
Fleet (FLE)	a												2025				
Farnborough (Main) (FNB)	a												2030				
Woking (WOK)	a											2020	2040				
Clapham Junction (CLJ)	10 a			2011													2111
London Waterloo (WAT)	↻ 15 a			2020								2046	2109				2120

NOTES (see introductory pages for explanation of train operator codes and standard symbols)

- a Arrival time
- d Departure time
- E From Salisbury
- G Runs from 14 September. To Manchester Piccadilly
- H Runs until 7 September. To Manchester Piccadilly
- J To Bristol Temple Meads

Weymouth, Bournemouth, Yarmouth (IOW), Lymington, Southampton, Portsmouth and Fareham to Winchester and London

Saturdays until 21 September

Operator	SW	GW	XC	SW	SW	SW	SW	SW	SW	SW	SW	SW	SW	GW	SW	SW	SW	SW
Days of operation/Notes 1st Class/Reservations/Bus/Ferry	□	K	L	☐	□	□	M	E	□	□	□	□	N	☐	□	□	□	P
Weymouth (WEY)	d	1845				1903								1920	1932			
Upwey (UPW)	d	1850												1924	1937			
Dorchester West (DCW)	a	1858												1945				
Dorchester South (DCH)	d					1913								1933				
Moreton (Dorset) (MTN)	d													1939				
Wool (WOO)	d													1945				
Wareham (WRM)	d					1928								1953				
Holton Heath (HOL)	d													1956				
Hamworthy (HAM)	d					1935								2001				
Poole (POO)	4 a					1939								2006				
Poole (POO)	4 d					1940							1958	2007			2040	
Parkstone (Dorset) (PKS)	d					1944							2002				2044	
Branksome (BSM)	d					1948							2006				2048	
Bournemouth (BMH)	a					1954							2011	2017			2054	
Bournemouth (BMH)	d		1945			1959				2002			2022				2059	
Pokesdown (POK)	d									2006			2026					
Christchurch (CHR)	d									2010			2030					
Hinton Admiral (HNA)	d									2015								
New Milton (NWM)	d									2019			2037					
Sway (SWY)	d									2024								
Yarmouth (I.O.W.) (YMH)	☐ d			1905											2005			
Lymington Pier (LYP)	☐ a			1945											2045			
Lymington Pier (LYP)	d				1957						2027					2057		
Lymington Town (LYT)	d				1959						2029					2059		
Brockenhurst (BCU)	3 a		1959		2007	2013				2029	2037		2043			2107	2113	
Brockenhurst (BCU)	3 d		2000			2014				2030			2044				2114	
Beaulieu Road (BEU)	d									2035								
Ashurst New Forest (ANF)	d									2039								
Totton (TTN)	d									2044								
Redbridge (RDB)	d									2027								
Millbrook (Hants) (MBK)	d									2031								
Southampton Central (SOU)	a		2013			2028				2034	2052		2058				2128	
Southampton Central (SOU)	d		2015			2030				2036	2055		2100				2130	
St Denys (SDN)	d									2041								
Swaythling (SWG)	d									2044								
Southampton Airport Parkwy (SOA)	☐ d		2023			2038				2047	2103		2108				2138	
Portsmouth Harbour (PMH)	☐ d								1955									2055
Portsmouth & Southsea (PMS)	d								2000									2100
Fratton (FTN)	d								2004									2104
Hilsea (HLS)	d								2008									2108
Cosham (CSA)	d								2013									2113
Portchester (PTC)	d								2018									2118
Fareham (FRM)	d								2024									2124
Botley (BOE)	d								2032									2132
Hedge End (HDE)	d								2036									2136
Eastleigh (ESL)	3 a	☐							2043	2050	2106							2143
Eastleigh (ESL)	3 d	2014							2043	2051	2114							2144
Chandlers Ford (CFR)	d									2056								
Romsey (ROM)	a									2103								
Shawford (SHW)	d	2019									2119							
Winchester (WIN)	d	2024a		2032		2048	2053			2124a			2118				2148	2153
Micheldever (MIC)	d								2101									2202
Basingstoke (BSK)	a			2047					2117				2134					2215
Reading (RDG)	7 a			2106														
Fleet (FLE)	a								2140									2240
Farnborough (Main) (FNB)	a								2145									2245
Woking (WOK)	a					2120	2158						2154				2219	2258
Clapham Junction (CLJ)	10 a						2229						2214					2327
London Waterloo (WAT)	☐ 15 a					2149	2239						2223				2244	2336

NOTES (see introductory pages for explanation of train operator codes and standard symbols)

- a Arrival time
- d Departure time
- E From Salisbury
- K Runs until 7 September. To Bristol Temple Meads
- L To Birmingham New Street
- M Also calls at Hook 2131, Winchfield 2135, Brookwood 2153, Weybridge 2205, Walton-On-Thames 2209 and Surbiton 2215
- N Runs until 7 September. To Swindon
- P Also calls at Hook 2231, Winchfield 2235, Brookwood 2253, Weybridge 2305, Walton-On-Thames 2309 and Surbiton 2316

Weymouth, Bournemouth, Yarmouth (IOW), Lymington, Southampton, Portsmouth and Fareham to Winchester and London

Saturdays until 21 September

	Operator	SW E □	GW Q □	SW □	SW □	GW J □	SW □	SW □	SW □	SW □	SW E □	SW R □	SW □	SW □	SW □	SW □	SW □	
Days of operation/Notes 1st Class/Reservations/Bus/Ferry																		
Weymouth (WEY)	d			2010	2040	2058											2210	2310
Upwey (UPW)	d			2014	2045	2102											2214	2314
Dorchester West (DCW)	a				2053													
Dorchester South (DCH)	d			2022		2110											2222	2322
Moreton (Dorset) (MTN)	d			2028		2116											2228	2328
Wool (WOO)	d			2034		2122											2234	2334
Wareham (WRM)	d			2042		2130											2242	2342
Holton Heath (HOL)	d																	
Hamworthy (HAM)	d			2048		2136											2248	2348
Poole (POO)	4 a			2053		2141											2253	2353
Poole (POO)	4 d			2054		2142						2154					2254	2354
Parkstone (Dorset) (PKS)	d			2058		2146						2158					2258	
Branksome (BSM)	d			2101		2149						2201					2301	
Bournemouth (BMH)	a			2107		2155						2207					2307	0003
Bournemouth (BMH)	d			2112		2159						2212					2312	
Pokesdown (POK)	d			2116								2216					2316	
Christchurch (CHR)	d			2120								2220					2320	
Hinton Admiral (HNA)	d			2125								2225					2325	
New Milton (NWM)	d			2129								2229					2329	
Sway (SWY)	d			2134								2234					2334	
Yarmouth (I.O.W.) (YMH)	d						2105					2150						
Lymington Pier (LYP)	a						2145					2230						
Lymington Pier (LYP)	d			2127					2203					2236				
Lymington Town (LYT)	d			2129					2205					2238				
Brockenhurst (BCU)	3 a			2137	2138	2213			2213			2238		2246			2338	
Brockenhurst (BCU)	3 d				2140	2214						2239					2339	
Beaulieu Road (BEU)	d																	
Ashurst New Forest (ANF)	d			2147								2247					2347	
Totton (TTN)	d			2152								2252					2352	
Redbridge (RDB)	d	2127									2227							
Millbrook (Hants) (MBK)	d	2131									2231							
Southampton Central (SOU)	a	2134		2158		2228					2234	2257					2357	
Southampton Central (SOU)	d	2136		2200		2230					2235	2300					2359	
St Denys (SDN)	d	2141									2240						0004	
Swaythling (SWG)	d	2144									2243						0007	
Southampton Airport Parkwy (SOA)	d	2147		2208		2238					2246	2308					0010	
Portsmouth Harbour (PMH)	d		2123							2155							2324	
Portsmouth & Southsea (PMS)	d		2127							2200							2328	
Fratton (FTN)	d		2131							2204							2332	
Hilsea (HLS)	d									2208							2336	
Cosham (CSA)	d									2213							2342	
Portchester (PTC)	d									2218							2347	
Fareham (FRM)	d		2148							2224							2353	
Botley (BOE)	d									2232							0001	
Hedge End (HDE)	d									2236							0005	
Eastleigh (ESL)	3 a	2150	2201	2211		2242				2243	2250	2311				0011	0014	
Eastleigh (ESL)	3 d	2151		2212		2247					2250	2312				0018		
Chandlers Ford (CFR)	d	2156									2255							
Romsey (ROM)	a	2203									2303							
Shawford (SHW)	d			2217								2319						
Winchester (WIN)	d			2223		2256						2325				0028a		
Micheldever (MIC)	d											2333						
Basingstoke (BSK)	a			2239		2312						2343						
Reading (RDG)	7 a																	
Fleet (FLE)	a											0001						
Farnborough (Main) (FNB)	a											0006						
Woking (WOK)	a			2300		2334						0018						
Clapham Junction (CLJ)	10 a			2323		0002						0053						
London Waterloo (WAT)	15 a			2332		0012						0103						

NOTES (see introductory pages for explanation of train operator codes and standard symbols)

a Arrival time

d Departure time

E From Salisbury

J To Bristol Temple Meads

Q To Westbury

R Also calls at Hook 2351, Winchfield 2355, Brookwood 0013, West Byfleet 0024, Weybridge 0029, Walton-On-Thames 0033, Surbiton 0039 and Wimbledon 0047

Weymouth, Bournemouth, Yarmouth (IOW), Lymington, Southampton, Portsmouth and Fareham to Winchester and London

Saturdays from 28 September

Operator	SW A	XC B	SW A	SW	SW C	SW	XC B	SW	SW D	SW	SW	SW	SW	SW	XC B	SW	SW
Days of operation/Notes 1st Class/Reservations/Bus/Ferry Catering facilities	□	□◇ ⚓	□	□	□	□	□◇ ⚓	□	□	□	□	□	□	□	□◇ ⚓	□	□
Weymouth (WEY)	d															0538	
Upwey (UPW)	d																
Dorchester West (DCW)	a																
Dorchester South (DCH)	d															0548	
Moreton (Dorset) (MTN)	d																
Wool (WOO)	d															0558	
Wareham (WRM)	d															0606	
Holton Heath (HOL)	d															0609	
Hamworthy (HAM)	d															0614	
Poole (POO)	4 a															0620	
Poole (POO)	4 d									0525						0621	
Parkstone (Dorset) (PKS)	d									0529						0625	
Branksome (BSM)	d									0533						0628	
Bournemouth (BMH)	a									0538						0634	
Bournemouth (BMH)	d									0540					0633	0639	
Pokesdown (POK)	d									0544						0643	
Christchurch (CHR)	d									0548						0647	
Hinton Admiral (HNA)	d									0553						0652	
New Milton (NWM)	d									0557						0657	
Sway (SWY)	d									0602						0702	
Yarmouth (I.O.W.) (YMH)	d	⚓															
Lymington Pier (LYP)	a	⚓															
Lymington Pier (LYP)	d													0627			
Lymington Town (LYT)	d													0629			
Brockenhurst (BCU)	3 a									0608				0637		0707	
Brockenhurst (BCU)	3 d									0609						0708	
Beaulieu Road (BEU)	d																
Ashurst New Forest (ANF)	d									0616						0716	
Totton (TTN)	d									0621						0721	
Redbridge (RDB)	d									0616							
Millbrook (Hants) (MBK)	d									0620							
Southampton Central (SOU)	a									0624	0629	←			0704	0728	
Southampton Central (SOU)	d	0508	0515		0526	0557	0616		0635	0630		0635		0700	0715	0730	
St Denys (SDN)	d				0531				→			0640					
Swaythling (SWG)	d				0535							0643					
Southampton Airport Parkway (SOA)	← d	0516	0523		0538	0605	0624			0638		0646		0708	0723	0738	
Portsmouth Harbour (PMH)	d							0540				0555					0655
Portsmouth & Southsea (PMS)	d							0544				0600					0700
Fratton (FTN)	d							0548				0604					0704
Hilsea (HLS)	d											0608					0708
Cosham (CSA)	d				0509				0556			0613					0713
Portchester (PTC)	d				0513							0618					0718
Fareham (FRM)	d				0520				0605			0624					0724
Botley (BOE)	d				0527							0632					0732
Hedge End (HDE)	d				0532							0636					0736
Eastleigh (ESL)	3 a	0520	←	0538	0542	0608		0618				0643	0650		0711		0743
Eastleigh (ESL)	3 d	0524		0524	0543	0609						0643	0650		0713		0743
Chandlers Ford (CFR)	d	→											0655				
Romsey (ROM)	a												0703				
Shawford (SHW)	d				0549							0649			0719		
Winchester (WIN)	d		0531	0536	0558	0621	0632			0648	0655			0725	0733	0748	0753
Micheldever (MIC)	d				0607						0704						0801
Basingstoke (BSK)	a		0546	0553	0618	0639	0647			0704	0714			0741	0748		0811
Reading (RDG)	7 a		0609				0706									0807	
Fleet (FLE)	a			0610	0640							0725					0823
Farnborough (Main) (FNB)	a			0616	0645							0731					0828
Woking (WOK)	a			0630	0658	0659					0723	0741				0821	0838
Clapham Junction (CLJ)	10 a			0650	0728						0743			0822			
London Waterloo (WAT)	↻ 15 a			0659	0737	0729					0752	0806			0831	0848	0904

NOTES (see introductory pages for explanation of train operator codes and standard symbols)

- a Arrival time
- d Departure time
- A Also calls at Hook 0601, Winchfield 0605 and Brookwood 0623
- B To Manchester Piccadilly
- C Also calls at Hook 0631, Winchfield 0635, Brookwood 0653, Weybridge 0705, Walton-On-Thames 0709 and Surbiton 0717
- D From Romsey

Weymouth, Bournemouth, Yarmouth (IOW), Lymington, Southampton, Portsmouth and Fareham to Winchester and London

Saturdays from 28 September

Operator	SW	SW	SW	SW	SW	SW	GW	XC	SW	SW	SW	SW	SW	SW	SW	SW	SW
Days of operation/Notes 1st Class/Reservations/Bus/Ferry Catering facilities	□	E □	□	□	□	□	F	B □◇ ⌘	E □	⚓	□	□	□	E □	□	□	□
Weymouth (WEY)	d				0612		0638					0650					
Upwey (UPW)	d				0616		0643					0654					
Dorchester West (DCW)	a						0651										
Dorchester South (DCH)	d				0624							0707c					
Moreton (Dorset) (MTN)	d				0631							0714					
Wool (WOO)	d				0637							0720					
Wareham (WRM)	d				0645							0727					
Holton Heath (HOL)	d				0649							0731					
Hamworthy (HAM)	d				0654							0736					
Poole (POO)	4 a				0659							0740					
Poole (POO)	4 d			0647								0741					
Parkstone (Dorset) (PKS)	d			0651								0745					
Branksome (BSM)	d			0654								0749					
Bournemouth (BMH)	a			0659								0754					
Bournemouth (BMH)	d			0702				0745				0759				0802	
Pokesdown (POK)	d			0706												0806	
Christchurch (CHR)	d			0710												0810	
Hinton Admiral (HNA)	d			0715												0815	
New Milton (NWM)	d			0719												0819	
Sway (SWY)	d			0724												0824	
Yarmouth (I.O.W.) (YMH)	⚓ d									0700							
Lymington Pier (LYP)	⚓ a									0740							
Lymington Pier (LYP)	d	0657			0727						0757						0827
Lymington Town (LYT)	d	0659			0729						0759						0829
Brockenhurst (BCU)	3 a	0707		0730	0737	0741					0807	0813			0829	0837	
Brockenhurst (BCU)	3 d			0731		0742						0814				0830	
Beaulieu Road (BEU)	d															0836	
Ashurst New Forest (ANF)	d			0738												0840	
Totton (TTN)	d			0743												0845	
Redbridge (RDB)	d		0721							0821							
Millbrook (Hants) (MBK)	d		0724							0824							
Southampton Central (SOU)	a		0730	0752		0758		0813	0827			0828		←		0852	
Southampton Central (SOU)	d		0735	0755		0800		0815	0835			0830			0835	0855	
St Denys (SDN)	d		0740						→						0840		
Swaythling (SWG)	d		0743												0843		
Southampton Airport Parkway (SOA) ←	d		0746	0803		0808		0823				0838			0846	0903	
Portsmouth Harbour (PMH)	⚓ d												0755				
Portsmouth & Southsea (PMS)	d												0800				
Fratton (FTN)	d												0804				
Hilsea (HLS)	d												0808				
Cosham (CSA)	d												0813				
Portchester (PTC)	d												0818				
Fareham (FRM)	d												0824				
Botley (BOE)	d												0832				
Hedge End (HDE)	d												0836				
Eastleigh (ESL)	3 a		0749	0806			←						0843	0849	0906		
Eastleigh (ESL)	3 d		0750	0812			0812						0843	0850	0914		
Chandlers Ford (CFR)	d		0755	→										0855	→		
Romsey (ROM)	a		0803											0903			
Shawford (SHW)	d						0817										
Winchester (WIN)	d				0818	0822a		0831				0848	0853				
Micheldever (MIC)	d												0901				
Basingstoke (BSK)	a				0834			0846					0911				
Reading (RDG)	7 a							0907									
Fleet (FLE)	a															0923	
Farnborough (Main) (FNB)	a															0928	
Woking (WOK)	a											0920	0938				
Clapham Junction (CLJ)	10 a					0911											
London Waterloo (WAT)	⚓ 15 a					0920							0947	1003			

NOTES (see introductory pages for explanation of train operator codes and standard symbols)

- a Arrival time
- d Departure time
- c Arrives 6 minutes earlier
- B To Manchester Piccadilly
- E From Salisbury
- F To Gloucester

Weymouth, Bournemouth, Yarmouth (IOW), Lymington, Southampton, Portsmouth and Fareham to Winchester and London

Saturdays from 28 September

Operator	SW	SW	SW	GW	XC	SW	SW	SW	SW	SW	SW	SW	SW	SW	XC	SW	SW
Days of operation/Notes 1st Class/Reservations/Bus/Ferry Catering facilities	□	□	□	F	B ◇ ⚓	□	□	□	E □	□	□	□	□	□	B ◇ ⚓	⚓	□
Weymouth (WEY)	d	0717		0733			0800						0820				
Upwey (UPW)	d	0721		0738									0824				
Dorchester West (DCW)	a			0746													
Dorchester South (DCH)	d	0729					0810						0833				
Moreton (Dorset) (MTN)	d	0736											0840				
Wool (WOO)	d	0742											0846				
Wareham (WRM)	d	0751					0826						0853				
Holton Heath (HOL)	d	0754											0856				
Hamworthy (HAM)	d	0759					0833						0901				
Poole (POO)	4 a	0804					0838						0906				
Poole (POO)	4 d	0758	0805				0839						0858	0907			
Parkstone (Dorset) (PKS)	d	0802					0843						0902				
Branksome (BSM)	d	0806					0846						0906				
Bournemouth (BMH)	a	0811	0816				0853						0911	0917			
Bournemouth (BMH)	d	0820			0845		0857			0902			0922		0945		
Pokesdown (POK)	d	0824								0906			0926				
Christchurch (CHR)	d	0828								0910			0930				
Hinton Admiral (HNA)	d									0915							
New Milton (NWM)	d	0835								0919			0937				
Sway (SWY)	d									0924							
Yarmouth (I.O.W.) (YMH)	d															0905	
Lymington Pier (LYP)	a															0945	
Lymington Pier (LYP)	d					0857						0927					0957
Lymington Town (LYT)	d					0859						0929					0959
Brockenhurst (BCU)	3 a	0843				0907	0913			0929	0937		0943		0959		1007
Brockenhurst (BCU)	3 d	0844					0914			0930			0944		1000		
Beaulieu Road (BEU)	d																
Ashurst New Forest (ANF)	d									0939							
Totton (TTN)	d									0944							
Redbridge (RDB)	d									0927							
Millbrook (Hants) (MBK)	d									0931							
Southampton Central (SOU)	a	0858		0913		0928		0934	0952			0958		1013			
Southampton Central (SOU)	d	0900		0915		0930		0936	0955			1000		1015			
St Denys (SDN)	d							0941									
Swaythling (SWG)	d							0944									
Southampton Airport Parkway (SOA)	← d	0908		0923		0938		0947	1003			1008		1023			
Portsmouth Harbour (PMH)	d						0855										
Portsmouth & Southsea (PMS)	d						0900										
Fratton (FTN)	d						0904										
Hilsea (HLS)	d						0908										
Cosham (CSA)	d						0913										
Portchester (PTC)	d						0918										
Fareham (FRM)	d						0924										
Botley (BOE)	d						0932										
Hedge End (HDE)	d						0936										
Eastleigh (ESL)	3 a		←				0943	0950	1006					←			
Eastleigh (ESL)	3 d		0914				0943	0951	1014					1014			
Chandlers Ford (CFR)	d							0956	←								
Romsey (ROM)	a							1003									
Shawford (SHW)	d		0919											1019			
Winchester (WIN)	d	0918	0924a		0932		0948	0953				1018	1024a	1031			
Micheldever (MIC)	d							1001									
Basingstoke (BSK)	a	0935			0947			1011				1034		1046			
Reading (RDG)	7 a				1007											1106	
Fleet (FLE)	a							1023									
Farnborough (Main) (FNB)	a							1028									
Woking (WOK)	a						1020	1038									
Clapham Junction (CLJ)	10 a	1011										1111					
London Waterloo (WAT)	← 15 a	1020					1047	1106				1120					

NOTES (see introductory pages for explanation of train operator codes and standard symbols)

- a Arrival time
- d Departure time
- B To Manchester Piccadilly
- E From Salisbury
- F To Gloucester

Weymouth, Bournemouth, Yarmouth (IOW), Lymington, Southampton, Portsmouth and Fareham to Winchester and London

Saturdays from 28 September

Operator	SW	SW	SW	SW	SW	SW	SW	SW	GW	XC	SW	SW	SW	SW	SW	SW	SW
Days of operation/Notes	□	□	E □	□	□	□	□	□	F	B	G	□	□	□	E □	□	□
1st Class/Reservations/Bus/Ferry	□	□	□	□	□	□	□	□	□	□	□	□	□	□	□	□	□
Catering facilities	□	□	□	□	□	□	□	□	□	□	□	□	□	□	□	□	□
Weymouth (WEY)	d	0900						0920		0930				1003			
Upwey (UPW)	d							0924		0935							
Dorchester West (DCW)	a									0943							
Dorchester South (DCH)	d	0910						0933						1013			
Moreton (Dorset) (MTN)	d							0940									
Wool (WOO)	d							0946									
Wareham (WRM)	d	0926						0953						1028			
Holton Heath (HOL)	d							0956									
Hamworthy (HAM)	d	0933						1001						1035			
Poole (POO)	4 a	0938						1006						1039			
Poole (POO)	4 d	0939						0958 1007						1040			
Parkstone (Dorset) (PKS)	d	0943						1002						1044			
Branksome (BSM)	d	0946						1006						1048			
Bournemouth (BMH)	a	0953						1011 1017						1053			
Bournemouth (BMH)	d	0957			1002			1022			1045			1058			1102
Pokesdown (POK)	d				1006			1026									1106
Christchurch (CHR)	d				1010			1030									1110
Hinton Admiral (HNA)	d				1015												1115
New Milton (NWM)	d				1019			1037									1119
Sway (SWY)	d				1024												1124
Yarmouth (I.O.W.) (YMH)	d											1005					
Lymington Pier (LYP)	a											1045					
Lymington Pier (LYP)	d					1027							1057				1127
Lymington Town (LYT)	d					1029							1059				1129
Brockenhurst (BCU)	3 a	1013			1029	1037		1043					1107	1113			1129 1137
Brockenhurst (BCU)	3 d	1014			1030			1044						1114			1130
Beaulieu Road (BEU)	d				1036												
Ashurst New Forest (ANF)	d				1040												1139
Totton (TTN)	d				1045												1144
Redbridge (RDB)	d				1027												1127
Millbrook (Hants) (MBK)	d				1031												1131
Southampton Central (SOU)	a	1028			1034	1052		1058			1113			1128			1134 1152
Southampton Central (SOU)	d	1030			1036	1055		1100			1115			1130			1136 1155
St Denys (SDN)	d				1041												1141
Swaythling (SWG)	d				1044												1144
Southampton Airport Parkway (SOA)	← d	1038			1047	1103		1108						1138			1147 1203
Portsmouth Harbour (PMH)	d		0955														1055
Portsmouth & Southsea (PMS)	d		1000														1100
Fratton (FTN)	d		1004														1104
Hilsea (HLS)	d		1008														1108
Cosham (CSA)	d		1013														1113
Portchester (PTC)	d		1018														1118
Fareham (FRM)	d		1024														1124
Botley (BOE)	d		1032														1132
Hedge End (HDE)	d		1036														1136
Eastleigh (ESL)	3 a		1043	1050	1106												1143 1150 1206
Eastleigh (ESL)	3 d		1043	1051	1114				1114								1143 1151 1214
Chandlers Ford (CFR)	d			1056	→												1156 →
Romsey (ROM)	a			1103													1203
Shawford (SHW)	d								1119								
Winchester (WIN)	d	1048	1053					1118	1124a		1132			1148	1153		
Micheldever (MIC)	d		1101												1201		
Basingstoke (BSK)	a		1111					1134			1147				1211		
Reading (RDG)	7 a										1207						
Fleet (FLE)	a		1123														1223
Farnborough (Main) (FNB)	a		1128														1228
Woking (WOK)	a	1120	1138											1220	1238		
Clapham Junction (CLJ)	10 a							1211									
London Waterloo (WAT)	↻ 15 a	1150	1209					1224						1248	1306		

NOTES (see introductory pages for explanation of train operator codes and standard symbols)

- a Arrival time
- d Departure time
- B To Manchester Piccadilly
- E From Salisbury
- F To Gloucester
- G Runs until 2 November

Weymouth, Bournemouth, Yarmouth (IOW), Lymington, Southampton, Portsmouth and Fareham to Winchester and London

Saturdays from 28 September

Operator	SW	SW	SW	XC B B B	SW B	SW	SW	SW	SW E	SW	SW	SW	SW	SW	SW	GW F	XC B B	SW B
Days of operation/Notes 1st Class/Reservations/Bus/Ferry Catering facilities	□	□	□	□ ◇ ⚓	⚓	□	□	□	□	□	□	□	□	□	□	□	□ ◇ ⚓	⚓
Weymouth (WEY)	d	1017						1100							1117		1130	
Upwey (UPW)	d	1021													1121		1135	
Dorchester West (DCW)	a															1143		
Dorchester South (DCH)	d	1030						1110							1130			
Moreton (Dorset) (MTN)	d	1036													1136			
Wool (WOO)	d	1042													1142			
Wareham (WRM)	d	1051						1126							1151			
Holton Heath (HOL)	d	1054													1154			
Hamworthy (HAM)	d	1059						1133							1159			
Poole (POO)	4 a	1104						1138							1204			
Poole (POO)	4 d	1058	1105					1139							1158	1205		
Parkstone (Dorset) (PKS)	d	1102						1143							1202			
Branksome (BSM)	d	1106						1146							1206			
Bournemouth (BMH)	a	1111	1116					1153							1211	1216		
Bournemouth (BMH)	d	1120		1145				1157				1202		1220			1245	
Pokesdown (POK)	d	1124										1206		1224				
Christchurch (CHR)	d	1128										1210		1228				
Hinton Admiral (HNA)	d											1215						
New Milton (NWM)	d	1135										1219		1235				
Sway (SWY)	d											1224						
Yarmouth (I.O.W.) (YMH)	⚓ d				1105													1205
Lymington Pier (LYP)	⚓ a				1145													1245
Lymington Pier (LYP)	d					1157								1227				
Lymington Town (LYT)	d					1159								1229				
Brockenhurst (BCU)	3 a	1143				1207	1213					1229	1237	1243				
Brockenhurst (BCU)	3 d	1144					1214					1230		1244				
Beaulieu Road (BEU)	d											1235						
Ashurst New Forest (ANF)	d											1239						
Totton (TTN)	d											1244						
Redbridge (RDB)	d											1227						
Millbrook (Hants) (MBK)	d											1231						
Southampton Central (SOU)	a	1158		1213				1228	1234	1252				1258			1313	
Southampton Central (SOU)	d	1200		1215				1230	1236	1255				1300			1315	
St Denys (SDN)	d								1241									
Swaythling (SWG)	d								1244									
Southampton Airport Parkway (SOA)	⚓ d	1208		1223				1238		1247	1303			1308			1323	
Portsmouth Harbour (PMH)	⚓ d							1155										
Portsmouth & Southsea (PMS)	d							1200										
Fratton (FTN)	d							1204										
Hilsea (HLS)	d							1208										
Cosham (CSA)	d							1213										
Portchester (PTC)	d							1218										
Fareham (FRM)	d							1224										
Botley (BOE)	d							1232										
Hedge End (HDE)	d							1236										
Eastleigh (ESL)	3 a			←				1243	1250	1306						←		
Eastleigh (ESL)	3 d			1214				1243	1251	1314						1314		
Chandlers Ford (CFR)	d								1256	→								
Romsey (ROM)	a								1303									
Shawford (SHW)	d			1219													1319	
Winchester (WIN)	d	1218	1224a	1231				1248	1253					1318	1324a		1332	
Micheldever (MIC)	d								1301									
Basingstoke (BSK)	a	1234		1246					1311					1334			1347	
Reading (RDG)	7 a			1306													1409	
Fleet (FLE)	a								1323									
Farnborough (Main) (FNB)	a								1328									
Woking (WOK)	a							1320	1338									
Clapham Junction (CLJ)	10 a	1311												1411				
London Waterloo (WAT)	⚓ 15 a	1320						1349	1404					1420				

NOTES (see introductory pages for explanation of train operator codes and standard symbols)

- a Arrival time
- d Departure time
- B To Manchester Piccadilly
- E From Salisbury
- F To Gloucester

Weymouth, Bournemouth, Yarmouth (IOW), Lymington, Southampton, Portsmouth and Fareham to Winchester and London

Saturdays from 28 September

Operator	SW	SW	SW	SW	SW	SW	SW	SW	SW	SW	XC B	SW	SW	SW	SW	SW	SW
Days of operation/Notes 1st Class/Reservations/Bus/Ferry Catering facilities	□	□	□	E □	□	□	□	□	□	□	□ ◇ ⌘	☞	□	□	□	E □	□
Weymouth (WEY)	d	1200							1217					1300			
Upwey (UPW)	d								1221								
Dorchester West (DCW)	a																
Dorchester South (DCH)	d	1210							1230					1310			
Moreton (Dorset) (MTN)	d								1236								
Wool (WOO)	d								1242								
Wareham (WRM)	d	1226							1251					1326			
Holton Heath (HOL)	d								1254								
Hamworthy (HAM)	d	1233							1259					1333			
Poole (POO)	4 a	1238							1304					1338			
Poole (POO)	4 d	1239							1258 1305					1339			
Parkstone (Dorset) (PKS)	d	1243							1302					1343			
Branksome (BSM)	d	1246							1306					1346			
Bournemouth (BMH)	a	1253							1311 1316					1353			
Bournemouth (BMH)	d	1257				1302			1320		1345			1357			1402
Pokesdown (POK)	d					1306			1324								1406
Christchurch (CHR)	d					1310			1328								1410
Hinton Admiral (HNA)	d					1315											1415
New Milton (NWM)	d					1319			1335								1419
Sway (SWY)	d					1324											1424
Yarmouth (I.O.W.) (YMH)	☞ d											1305					
Lymington Pier (LYP)	☞ a											1345					
Lymington Pier (LYP)	d	1257						1327					1357				1427
Lymington Town (LYT)	d	1259						1329					1359				1429
Brockenhurst (BCU)	3 a	1307	1313			1329	1337		1343				1407	1413			1429 1437
Brockenhurst (BCU)	3 d		1314			1330			1344					1414			1430
Beaulieu Road (BEU)	d																1436
Ashurst New Forest (ANF)	d					1339											1440
Totton (TTN)	d					1344											1445
Redbridge (RDB)	d					1327											1427
Millbrook (Hants) (MBK)	d					1331											1431
Southampton Central (SOU)	a	1328				1334	1352		1358		1413			1428			1434 1452
Southampton Central (SOU)	d	1330				1336	1355		1400		1415			1430			1436 1455
St Denys (SDN)	d					1341											1441
Swaythling (SWG)	d					1344											1444
Southampton Airport Parkwy (SOA)	☞ d	1338				1347	1403		1408		1423			1438			1447 1503
Portsmouth Harbour (PMH)	☞ d					1255											1355
Portsmouth & Southsea (PMS)	d					1300											1400
Fratton (FTN)	d					1304											1404
Hilsea (HLS)	d					1308											1408
Cosham (CSA)	d					1313											1413
Portchester (PTC)	d					1318											1418
Fareham (FRM)	d					1324											1424
Botley (BOE)	d					1332											1432
Hedge End (HDE)	d					1336											1436
Eastleigh (ESL)	3 a					1343	1350	1406			☞						1443 1450 1506
Eastleigh (ESL)	3 d					1343	1351	1414			1414						1443 1451 1514
Chandlers Ford (CFR)	d					1356		☞									1456
Romsey (ROM)	a					1403											1503
Shawford (SHW)	d										1419						
Winchester (WIN)	d	1348	1353						1418	1424a	1431			1448	1453		
Micheldever (MIC)	d					1401									1501		
Basingstoke (BSK)	a					1411			1434		1446				1511		
Reading (RDG)	7 a										1505						
Fleet (FLE)	a					1425											1523
Farnborough (Main) (FNB)	a					1431											1528
Woking (WOK)	a	1420	1441											1520	1538		
Clapham Junction (CLJ)	10 a								1511								
London Waterloo (WAT)	☞ 15 a	1449	1506						1520					1549	1604		

NOTES (see introductory pages for explanation of train operator codes and standard symbols)

- a Arrival time
- d Departure time
- B To Manchester Piccadilly
- E From Salisbury

Weymouth, Bournemouth, Yarmouth (IOW), Lymington, Southampton, Portsmouth and Fareham to Winchester and London

Saturdays from 28 September

Operator	SW	SW	SW	GW	XC	SW	SW	SW	SW	SW	SW	SW	SW	SW	SW	XC	SW
Days of operation/Notes 1st Class/Reservations/Bus/Ferry Catering facilities	□	□	□	F	B ◇ ⚓	⚓	□	□	□	E □	□	□	□	□	□	B ◇ ⚓	⚓
Weymouth (WEY)	d	1317		1330				1400							1417		
Upwey (UPW)	d	1321		1335											1421		
Dorchester West (DCW)	a			1343													
Dorchester South (DCH)	d	1330						1410							1430		
Moreton (Dorset) (MTN)	d	1336													1436		
Wool (WOO)	d	1342													1442		
Wareham (WRM)	d	1351						1426							1451		
Holton Heath (HOL)	d	1354													1454		
Hamworthy (HAM)	d	1359						1433							1459		
Poole (POO)	4 a	1404						1438							1504		
Poole (POO)	4 d	1358	1405					1439						1458	1505		
Parkstone (Dorset) (PKS)	d	1402						1443						1502			
Branksome (BSM)	d	1406						1446						1506			
Bournemouth (BMH)	a	1411	1416					1453						1511	1516		
Bournemouth (BMH)	d	1420			1445			1457			1502			1520		1545	
Pokesdown (POK)	d	1424								1506				1524			
Christchurch (CHR)	d	1428								1510				1528			
Hinton Admiral (HNA)	d									1515							
New Milton (NWM)	d	1435								1519				1535			
Sway (SWY)	d									1524							
Yarmouth (I.O.W.) (YMH)	⚓ d					1405											1505
Lymington Pier (LYP)	⚓ a					1445											1545
Lymington Pier (LYP)	d							1457					1527				
Lymington Town (LYT)	d							1459					1529				
Brockenhurst (BCU)	3 a	1443						1507	1513			1529	1537	1543			
Brockenhurst (BCU)	3 d	1444							1514			1530		1544			
Beaulieu Road (BEU)	d																
Ashurst New Forest (ANF)	d											1539					
Totton (TTN)	d											1544					
Redbridge (RDB)	d										1527						
Millbrook (Hants) (MBK)	d										1531						
Southampton Central (SOU)	a	1458		1513			1528			1534	1552			1558		1613	
Southampton Central (SOU)	d	1500		1515			1530			1536	1555			1600		1615	
St Denys (SDN)	d									1541							
Swaythling (SWG)	d									1544							
Southampton Airport Parkwy (SOA)	⚓ d	1508		1523			1538			1547	1603			1608		1623	
Portsmouth Harbour (PMH)	⚓ d							1455									
Portsmouth & Southsea (PMS)	d							1500									
Fratton (FTN)	d							1504									
Hilsea (HLS)	d							1508									
Cosham (CSA)	d							1513									
Portchester (PTC)	d							1518									
Fareham (FRM)	d							1524									
Botley (BOE)	d							1532									
Hedge End (HDE)	d							1536									
Eastleigh (ESL)	3 a		←					1543	1550	1607				←			
Eastleigh (ESL)	3 d		1514					1543	1551	1614				1614			
Chandlers Ford (CFR)	d								1556	→							
Romsey (ROM)	a								1603								
Shawford (SHW)	d		1519												1620		
Winchester (WIN)	d	1518	1524a		1533		1548	1553						1618	1625a	1631	
Micheldever (MIC)	d							1601									
Basingstoke (BSK)	a	1534			1548			1611						1634		1646	
Reading (RDG)	7 a				1606											1706	
Fleet (FLE)	a							1623									
Farnborough (Main) (FNB)	a							1628									
Woking (WOK)	a						1620	1638									
Clapham Junction (CLJ)	10 a	1610												1711			
London Waterloo (WAT)	15 a	1619						1648	1704					1720			

NOTES (see introductory pages for explanation of train operator codes and standard symbols)

- a Arrival time
- d Departure time
- B To Manchester Piccadilly
- E From Salisbury
- F To Gloucester

Weymouth, Bournemouth, Yarmouth (IOW), Lymington, Southampton, Portsmouth and Fareham to Winchester and London

Saturdays from 28 September

Operator	SW	SW	SW	SW	SW	SW	SW	SW	SW	SW	GW	XC	SW	SW	SW	SW	SW	SW
Days of operation/Notes 1st Class/Reservations/Bus/Ferry Catering facilities	□	□	□	E □	□	□	□	□	□	□	F	B □◇ ⚓	⚓	□	□	□	E □	□
Weymouth (WEY)	d	1500								1517		1530						1600
Upwey (UPW)	d									1521		1535						
Dorchester West (DCW)	a											1543						
Dorchester South (DCH)	d	1510								1530								1610
Moreton (Dorset) (MTN)	d									1536								
Wool (WOO)	d									1542								
Wareham (WRM)	d	1526								1551								1626
Holton Heath (HOL)	d									1554								
Hamworthy (HAM)	d	1533								1559								1633
Poole (POO)	4 a	1538								1604								1638
Poole (POO)	4 d	1539								1558 1605								1639
Parkstone (Dorset) (PKS)	d	1543								1602								1643
Branksome (BSM)	d	1546								1606								1646
Bournemouth (BMH)	a	1553								1611 1616								1653
Bournemouth (BMH)	d	1557				1602				1620			1645					1657
Pokesdown (POK)	d					1606				1624								
Christchurch (CHR)	d					1610				1628								
Hinton Admiral (HNA)	d					1615												
New Milton (NWM)	d					1619				1635								
Sway (SWY)	d					1624												
Yarmouth (I.O.W.) (YMH)	⚓ d												1605					
Lymington Pier (LYP)	⚓ a												1645					
Lymington Pier (LYP)	d	1557								1627					1657			
Lymington Town (LYT)	d	1559								1629					1659			
Brockenhurst (BCU)	3 a	1607	1613			1629	1637			1643					1707	1713		
Brockenhurst (BCU)	3 d		1614			1630				1644								1714
Beaulieu Road (BEU)	d					1636												
Ashurst New Forest (ANF)	d					1640												
Totton (TTN)	d					1645												
Redbridge (RDB)	d					1627												1727
Millbrook (Hants) (MBK)	d					1631												1731
Southampton Central (SOU)	a		1628			1634	1652			1658			1713			1728		1734
Southampton Central (SOU)	d		1630			1636	1655			1700			1715			1730		1736 1741
St Denys (SDN)	d					1641												1741 1746
Swaythling (SWG)	d					1644												1744 1749
Southampton Airport Parkway (SOA)	← d		1638			1647	1703			1708			1723			1738		1747 1752
Portsmouth Harbour (PMH)	⚓ d					1555												1655
Portsmouth & Southsea (PMS)	d					1600												1700
Fratton (FTN)	d					1604												1704
Hilsea (HLS)	d					1608												1708
Cosham (CSA)	d					1613												1713
Portchester (PTC)	d					1618												1718
Fareham (FRM)	d					1624												1724
Botley (BOE)	d					1632												1732
Hedge End (HDE)	d					1636												1736
Eastleigh (ESL)	3 a					1643	1650	1706			←							1743 1750 1756
Eastleigh (ESL)	3 d					1643	1651	1714			1714							1743 1751 1759
Chandlers Ford (CFR)	d					1656	←											1756
Romsey (ROM)	a					1703												1803
Shawford (SHW)	d										1719							1804
Winchester (WIN)	d		1648	1653						1718	1724a		1732			1748	1753	1810
Micheldever (MIC)	d			1701														1801 1819
Basingstoke (BSK)	a			1711						1734			1747					1811 1829
Reading (RDG)	7 a												1808					
Fleet (FLE)	a			1723														1823
Farnborough (Main) (FNB)	a			1728														1828
Woking (WOK)	a		1720	1738												1820		1838
Clapham Junction (CLJ)	10 a									1811								
London Waterloo (WAT)	⚓ 15 a		1748	1804						1820						1847	1904	

NOTES (see introductory pages for explanation of train operator codes and standard symbols)

- a Arrival time
- d Departure time
- B To Manchester Piccadilly
- E From Salisbury
- F To Gloucester

Weymouth, Bournemouth, Yarmouth (IOW), Lymington, Southampton, Portsmouth and Fareham to Winchester and London

Saturdays from 28 September

























Operator	SW	SW	SW	SW	SW	XC B	SW	SW	SW	SW	SW	SW	SW	SW	SW	SW	SW	SW	GW H
Days of operation/Notes 1st Class/Reservations/Bus/Ferry Catering facilities	□	□	□	□	□	□◇ ⚓	⚓	□	□	□	□	□	□	□	□	□	□	□	
Weymouth (WEY)	d				1617													1717	1735
Upwey (UPW)	d				1621													1721	1740
Dorchester West (DCW)	a																		1748
Dorchester South (DCH)	d				1630														1730
Moreton (Dorset) (MTN)	d				1636														1736
Wool (WOO)	d				1642														1742
Wareham (WRM)	d				1651														1751
Holton Heath (HOL)	d				1654														1754
Hamworthy (HAM)	d				1659														1759
Poole (POO)	4 a				1704														1804
Poole (POO)	4 d				1658	1705													1758 1805
Parkstone (Dorset) (PKS)	d				1702														1802
Branksome (BSM)	d				1706														1806
Bournemouth (BMH)	a				1711	1716													1811 1816
Bournemouth (BMH)	d	1702			1720		1745												1820
Pokesdown (POK)	d	1706			1724														1824
Christchurch (CHR)	d	1710			1728														1828
Hinton Admiral (HNA)	d	1715																	1815
New Milton (NWM)	d	1719			1735														1835
Sway (SWY)	d	1724																	1824
Yarmouth (I.O.W.) (YMH)	⚓ d							1705											
Lymington Pier (LYP)	⚓ a							1745											
Lymington Pier (LYP)	d		1727						1757										1827
Lymington Town (LYT)	d		1729						1759										1829
Brockenhurst (BCU)	3 a	1729	1737		1743				1807	1813									1843
Brockenhurst (BCU)	3 d	1730			1744					1814									1844
Beaulieu Road (BEU)	d																		1836
Ashurst New Forest (ANF)	d	1739																	1840
Totton (TTN)	d	1744																	1845
Redbridge (RDB)	d																		1827
Millbrook (Hants) (MBK)	d																		1831
Southampton Central (SOU)	a	1752			1758		1813			1828									1834 1852 1858
Southampton Central (SOU)	d	1755			1800		1815			1830									1836 1855 1900
St Denys (SDN)	d																		1841
Swaythling (SWG)	d																		1844
Southampton Airport Parkway (SOA)	← d	1803			1808		1823			1838									1847 1903 1908
Portsmouth Harbour (PMH)	⚓ d																		1755
Portsmouth & Southsea (PMS)	d																		1800
Fratton (FTN)	d																		1804
Hilsea (HLS)	d																		1808
Cosham (CSA)	d																		1813
Portchester (PTC)	d																		1818
Fareham (FRM)	d																		1824
Botley (BOE)	d																		1832
Hedge End (HDE)	d																		1836
Eastleigh (ESL)	3 a	1806																	1843 1850 1906
Eastleigh (ESL)	3 d	1814				1814													1843 1851 1914
Chandlers Ford (CFR)	d	↪																	1856
Romsey (ROM)	a																		1903
Shawford (SHW)	d					1819													1919
Winchester (WIN)	d				1818	1824a	1831			1848	1853								1918 1924a
Micheldever (MIC)	d										1901								
Basingstoke (BSK)	a				1834		1846				1911								1934
Reading (RDG)	7 a						1906												
Fleet (FLE)	a																		1923
Farnborough (Main) (FNB)	a																		1928
Woking (WOK)	a									1920	1938								
Clapham Junction (CLJ)	10 a				1911														2011
London Waterloo (WAT)	Ⓜ 15 a				1920					1947	2004								2020

NOTES (see introductory pages for explanation of train operator codes and standard symbols)

- a Arrival time
- d Departure time
- B To Manchester Piccadilly
- E From Salisbury
- H To Bristol Temple Meads

Weymouth, Bournemouth, Yarmouth (IOW), Lymington, Southampton, Portsmouth and Fareham to Winchester and London

Saturdays from 28 September

Operator	XC	SW	SW	SW	SW	SW	SW	SW	SW	SW	SW	SW	XC	SW	SW	SW	SW	SW
Days of operation/Notes	B												J					
1st Class/Reservations/Bus/Ferry	◇																	
Catering facilities	⚡																	
Weymouth (WEY)	d			1759							1817						1900	
Upwey (UPW)	d										1821							
Dorchester West (DCW)	a																	
Dorchester South (DCH)	d			1810							1830						1910	
Moreton (Dorset) (MTN)	d										1836							
Wool (WOO)	d										1842							
Wareham (WRM)	d			1826							1851						1926	
Holton Heath (HOL)	d										1854							
Hamworthy (HAM)	d			1833							1859						1933	
Poole (POO)	4 a			1838							1904						1938	
Poole (POO)	4 d			1839							1858 1905						1939	
Parkstone (Dorset) (PKS)	d			1843							1902						1943	
Branksome (BSM)	d			1846							1906						1946	
Bournemouth (BMH)	a			1853							1911 1916						1953	
Bournemouth (BMH)	d	1845		1857				1902			1920		1945				1957	
Pokesdown (POK)	d							1906			1924							
Christchurch (CHR)	d							1910			1928							
Hinton Admiral (HNA)	d							1915										
New Milton (NWM)	d							1919			1935							
Sway (SWY)	d							1924										
Yarmouth (I.O.W.) (YMH)	 d		1805												1905			
Lymington Pier (LYP)	 a		1845												1945			
Lymington Pier (LYP)	d			1857						1927						1957		
Lymington Town (LYT)	d			1859						1929						1959		
Brockenhurst (BCU)	3 a			1907	1913			1929	1937		1943		1959		2007	2013		
Brockenhurst (BCU)	3 d				1914			1930			1944		2000				2014	
Beaulieu Road (BEU)	d																	
Ashurst New Forest (ANF)	d							1940										
Totton (TTN)	d							1945										
Redbridge (RDB)	d							1927										2027
Millbrook (Hants) (MBK)	d							1931										2031
Southampton Central (SOU)	a	1913		1928				1934	1952		1958		2013			2028		2034
Southampton Central (SOU)	d	1915		1930				1936	1955		2000		2015			2030		2036
St Denys (SDN)	d							1941										2041
Swaythling (SWG)	d							1944										2044
Southampton Airport Parkway (SOA)	 d	1923		1938				1947	2003		2008		2023			2038		2047
Portsmouth Harbour (PMH)	 d					1855												1955
Portsmouth & Southsea (PMS)	d					1900												2000
Fratton (FTN)	d					1904												2004
Hilsea (HLS)	d					1908												2008
Cosham (CSA)	d					1913												2013
Portchester (PTC)	d					1918												2018
Fareham (FRM)	d					1924												2024
Botley (BOE)	d					1932												2032
Hedge End (HDE)	d					1936												2036
Eastleigh (ESL)	3 a					1943	1950	2006									2046	2050
Eastleigh (ESL)	3 d					1943	1951	2014				2014					2046	2051
Chandlers Ford (CFR)	d						1956											2056
Romsey (ROM)	a						2003											2103
Shawford (SHW)	d												2019					
Winchester (WIN)	d	1932		1948	1953						2018	2024a	2032			2048	2056	
Micheldever (MIC)	d				2001												2104	
Basingstoke (BSK)	a	1947			2013						2034		2047				2114	
Reading (RDG)	7 a	2010											2106					
Fleet (FLE)	a				2025													2140
Farnborough (Main) (FNB)	a				2030													2145
Woking (WOK)	a			2020	2040											2120		2158
Clapham Junction (CLJ)	10 a										2111							2229
London Waterloo (WAT)	 15 a			2046	2109						2120					2149		2239

NOTES (see introductory pages for explanation of train operator codes and standard symbols)

- a Arrival time
- d Departure time
- B To Manchester Piccadilly
- E From Salisbury
- J To Birmingham New Street
- K Also calls at Hook 2131, Winchfield 2135, Brookwood 2153, Weybridge 2205, Walton-On-Thames 2209 and Surbiton 2215

Weymouth, Bournemouth, Yarmouth (IOW), Lymington, Southampton, Portsmouth and Fareham to Winchester and London

Saturdays from 28 September







Operator	SW	SW	SW	SW	SW	SW	SW	SW	SW	SW	SW	SW	SW	SW	SW	SW	SW	SW
Days of operation/Notes	□	□	□	□	□	□	□	□	□	□	□	□	□	□	□	□	□	□
1st Class/Reservations/Bus/Ferry	□	□	□	□	□	□	□	□	□	□	□	□	□	□	□	□	□	□
Weymouth (WEY)	d			1917											2007	2040	2055	
Upwey (UPW)	d			1921											2011	2045	2059	
Dorchester West (DCW)	a															2053		
Dorchester South (DCH)	d			1930											2019		2107	
Moreton (Dorset) (MTN)	d			1936											2025		2113	
Wool (WOO)	d			1942											2031		2119	
Wareham (WRM)	d			1951											2040		2128	
Holton Heath (HOL)	d			1954														
Hamworthy (HAM)	d			1959											2046		2134	
Poole (POO)	4 a			2004											2051		2139	
Poole (POO)	4 d			1958	2005				2037						2052		2140	
Parkstone (Dorset) (PKS)	d			2002					2041						2056		2144	
Branksome (BSM)	d			2006					2045						2100		2148	
Bournemouth (BMH)	a			2011	2016				2051						2106		2154	
Bournemouth (BMH)	d	2002		2020					2056						2110		2157	
Pokesdown (POK)	d	2006		2024											2114			
Christchurch (CHR)	d	2010		2028											2118			
Hinton Admiral (HNA)	d	2015													2123			
New Milton (NWM)	d	2019		2035											2128			
Sway (SWY)	d	2024													2132			
Yarmouth (I.O.W.) (YMH)	d							2005										2105
Lymington Pier (LYP)	a							2045										2145
Lymington Pier (LYP)	d		2027					2057						2127				2203
Lymington Town (LYT)	d		2029					2059						2129				2205
Brockenhurst (BCU)	3 a	2029	2037	2043				2107	2111					2137	2138		2213	2213
Brockenhurst (BCU)	3 d	2030		2044					2112						2139		2214	
Beaulieu Road (BEU)	d	2036																
Ashurst New Forest (ANF)	d	2040													2147			
Totton (TTN)	d	2045													2152			
Redbridge (RDB)	d													2127				
Millbrook (Hants) (MBK)	d													2131				
Southampton Central (SOU)	a	2052		2058				2128						2134		2158		2228
Southampton Central (SOU)	d	2055		2100				2130						2136		2200		2230
St Denys (SDN)	d													2141				
Swaythling (SWG)	d													2144				
Southampton Airport Parkwy (SOA) ←	d	2103		2108				2138						2147		2208		2238
Portsmouth Harbour (PMH)	d								2055				2123					
Portsmouth & Southsea (PMS)	d								2100				2127					
Fratton (FTN)	d								2104				2131					
Hilsea (HLS)	d								2108									
Cosham (CSA)	d								2113									
Portchester (PTC)	d								2118									
Fareham (FRM)	d								2124				2148					
Botley (BOE)	d								2132									
Hedge End (HDE)	d								2136									
Eastleigh (ESL)	3 a	2106							2143	2150	2201				2211		2242	
Eastleigh (ESL)	3 d	2114			2114				2144	2151					2212		2247	
Chandlers Ford (CFR)	d	←								2156								
Romsey (ROM)	a									2203								
Shawford (SHW)	d				2119										2217			
Winchester (WIN)	d			2118	2124a			2148	2153						2223		2256	
Micheldever (MIC)	d								2202									
Basingstoke (BSK)	a			2134					2215						2239		2312	
Reading (RDG)	7 a																	
Fleet (FLE)	a								2240									
Farnborough (Main) (FNB)	a								2245									
Woking (WOK)	a			2154				2219	2258						2300		2334	
Clapham Junction (CLJ)	10 a			2214					2327						2323		0002	
London Waterloo (WAT)	15 a			2223				2244	2336						2332		0012	

NOTES (see introductory pages for explanation of train operator codes and standard symbols)

- a Arrival time
d Departure time
E From Salisbury
G Runs until 2 November
H To Bristol Temple Meads
L Also calls at Hook 2231, Winchfield 2235, Brookwood 2253, Weybridge 2305, Walton-On-Thames 2309 and Surbiton 2316
M To Westbury

Weymouth, Bournemouth, Yarmouth (IOW), Lymington, Southampton, Portsmouth and Fareham to Winchester and London

Saturdays from 28 September

Operator	SW	SW	SW	SW	SW	SW	SW	SW
Days of operation/Notes	□	E □	N □	G 	□	□	□	□
1st Class/Reservations/Bus/Ferry	□	□	□	□	□	□	□	□
Weymouth (WEY)	d						2211	2309
Upwey (UPW)	d						2215	2313
Dorchester West (DCW)	a							
Dorchester South (DCH)	d						2223	2321
Moreton (Dorset) (MTN)	d						2229	2327
Wool (WOO)	d						2235	2333
Wareham (WRM)	d						2243	2342
Holton Heath (HOL)	d							
Hamworthy (HAM)	d						2249	2348
Poole (POO)	4 a						2254	2353
Poole (POO)	4 d		2152				2255	2354
Parkstone (Dorset) (PKS)	d		2156				2259	
Branksome (BSM)	d		2159				2303	
Bournemouth (BMH)	a		2205				2309	0003
Bournemouth (BMH)	d		2210				2311	
Pokesdown (POK)	d		2214				2314	
Christchurch (CHR)	d		2218				2318	
Hinton Admiral (HNA)	d		2223				2323	
New Milton (NWM)	d		2227				2328	
Sway (SWY)	d		2232				2332	
Yarmouth (I.O.W.) (YMH)	 d			2150				
Lymington Pier (LYP)	 a			2230				
Lymington Pier (LYP)	d				2236			
Lymington Town (LYT)	d				2238			
Brockenhurst (BCU)	3 a		2237		2246		2338	
Brockenhurst (BCU)	3 d		2238				2339	
Beaulieu Road (BEU)	d							
Ashurst New Forest (ANF)	d		2246				2346	
Totton (TTN)	d		2251				2351	
Redbridge (RDB)	d	2227						
Millbrook (Hants) (MBK)	d	2231						
Southampton Central (SOU)	a	2234	2257				2357	
Southampton Central (SOU)	d	2235	2300				2359	
St Denys (SDN)	d	2240					0004	
Swaythling (SWG)	d	2243					0007	
Southampton Airport Parkwy (SOA)	 d	2246	2308				0010	
Portsmouth Harbour (PMH)	 d	2155				2324		
Portsmouth & Southsea (PMS)	d	2200				2328		
Fratton (FTN)	d	2204				2332		
Hilsea (HLS)	d	2208				2336		
Cosham (CSA)	d	2213				2342		
Portchester (PTC)	d	2218				2347		
Fareham (FRM)	d	2224				2353		
Botley (BOE)	d	2232				0001		
Hedge End (HDE)	d	2236				0005		
Eastleigh (ESL)	3 a	2243	2250	2311		0011	0014	
Eastleigh (ESL)	3 d		2250	2312		0018		
Chandlers Ford (CFR)	d		2255					
Romsey (ROM)	a		2303					
Shawford (SHW)	d			2319				
Winchester (WIN)	d			2325		0028a		
Micheldever (MIC)	d			2333				
Basingstoke (BSK)	a			2343				
Reading (RDG)	7 a							
Fleet (FLE)	a			0001				
Farnborough (Main) (FNB)	a			0006				
Woking (WOK)	a			0018				
Clapham Junction (CLJ)	10 a			0053				
London Waterloo (WAT)	 15 a			0103				

NOTES (see introductory pages for explanation of train operator codes and standard symbols)

a Arrival time

d Departure time

E From Salisbury

G Runs until 2 November

N Also calls at Hook 2351, Winchfield 2355, Brookwood 0013, West Byfleet 0024, Weybridge 0029, Walton-On-Thames 0033, Surbiton 0039 and Wimbledon 0047

Weymouth, Bournemouth, Yarmouth (IOW), Lymington, Southampton, Portsmouth and Fareham to Winchester and London

Sundays until 15 September

Operator Days of operation/Notes 1st Class/Reservations/Bus/Ferry Catering facilities	SW	SW	SW	SW	SW	SW	SW	SW	SW	SW	XC	SW	GW	SW	SW	SW	SW	SW	
	1	1	1	1	1	A	1	1	1	A	B 1 1	1	C	A	1	1	1	A	
Weymouth (WEY)	d											0748	0801						
Upwey (UPW)	d											0752							
Dorchester West (DCW)	a												0812						
Dorchester South (DCH)	d											0800							
Moreton (Dorset) (MTN)	d											0807							
Wool (WOO)	d											0813							
Wareham (WRM)	d											0820							
Holton Heath (HOL)	d																		
Hamworthy (HAM)	d											0827							
Poole (POO)	4 a											0831							
Poole (POO)	4 d					0720				0750		0832					0855		
Parkstone (Dorset) (PKS)	d					0724				0754		0836							
Branksome (BSM)	d					0727				0757		0840							
Bournemouth (BMH)	a					0732				0802		0846					0904		
Bournemouth (BMH)	d					0736				0806		0850					0906		
Pokesdown (POK)	d					0740				0810							0910		
Christchurch (CHR)	d					0744				0814							0914		
Hinton Admiral (HNA)	d					0749				0819							0919		
New Milton (NWM)	d					0753				0823		0901					0923		
Sway (SWY)	d					0758				0828							0928		
Yarmouth (I.O.W.) (YMH)	1 d				0700														
Lymington Pier (LYP)	1 a				0740														
Lymington Pier (LYP)	d															0914			
Lymington Town (LYT)	d															0916			
Brockenhurst (BCU)	3 a					0802				0832		0908			0924		0932		
Brockenhurst (BCU)	3 d					0803				0833		0909					0933		
Beaulieu Road (BEU)	d									0839							0939		
Ashurst New Forest (ANF)	d					0813				0843							0943		
Totton (TTN)	d					0818				0848							0948		
Redbridge (RDB)	d						0846								0939				
Millbrook (Hants) (MBK)	d						0850								0943				
Southampton Central (SOU)	a					0824	0852		0853	←		0924		0945			0953	←	
Southampton Central (SOU)	d	0655		0755		0826	0859		0855		0859	0915	0925		0959		0955	0959	
St Denys (SDN)	d						←				0904			→				1004	
Swaythling (SWG)	d										0907							1007	
Southampton Airport Parkwy (SOA) ↔	d	0703		0803		0834			0903	0910	0923	0933					1003	1010	
Portsmouth Harbour (PMH)	1 d		0717						0817								0917		
Portsmouth & Southsea (PMS)	d		0722						0822								0922		
Fratton (FTN)	d		0726						0826								0926		
Hilsea (HLS)	d		0730						0830								0930		
Cosham (CSA)	d		0735						0835								0935		
Portchester (PTC)	d		0740						0840								0940		
Fareham (FRM)	d		0746						0846								0946		
Botley (BOE)	d		0753						0853								0953		
Hedge End (HDE)	d		0758						0858								0958		
Eastleigh (ESL)	3 a	0707	0804	0807					0904	0907	0914						1004	1007	1014
Eastleigh (ESL)	3 d	0711	0811						0911	0915	0915						1011	1015	
Chandlers Ford (CFR)	d									0920								1020	
Romsey (ROM)	a									0928								1028	
Shawford (SHW)	d	0717	0817						0917								1017		
Winchester (WIN)	d	0723	0823		0843				0923		0931	0942					1023		
Micheldever (MIC)	d	0732	0832						0932								1032		
Basingstoke (BSK)	a	0742	0844		0901				0942		0947	0958					1042		
Reading (RDG)	7 a										1006								
Fleet (FLE)	a					0913													
Farnborough (Main) (FNB)	a					0918													
Woking (WOK)	a	0802	0903		0928				1002			1019					1102		
Clapham Junction (CLJ)	10 a	0832	0929		0959				1029			1041					1129		
London Waterloo (WAT)	15 a	0843	0940		1009				1040			1051					1139		

NOTES (see introductory pages for explanation of train operator codes and standard symbols)

- a Arrival time
- d Departure time
- A From Salisbury
- B To Manchester Piccadilly
- C To Cardiff Central

Weymouth, Bournemouth, Yarmouth (IOW), Lymington, Southampton, Portsmouth and Fareham to Winchester and London

Sundays until 15 September

Operator	SW	XC	SW	SW	SW	SW	SW	SW	SW	SW	XC	SW	SW	SW	SW	SW	SW
Days of operation/Notes	□	B □◇ ⚓	□	⚓	□	A □	□	□	□	A □	B □◇ ⚓	□	□	⚓	□	A □	□
1st Class/Reservations/Bus/Ferry Catering facilities																	
Weymouth (WEY)	d		0848										0948				
Upwey (UPW)	d		0852										0952				
Dorchester West (DCW)	a																
Dorchester South (DCH)	d		0900										1000				
Moreton (Dorset) (MTN)	d		0907										1007				
Wool (WOO)	d		0913										1013				
Wareham (WRM)	d		0920										1020				
Holton Heath (HOL)	d																
Hamworthy (HAM)	d		0927										1027				
Poole (POO)	4 a		0931										1031				
Poole (POO)	4 d		0932					0955					1032				1055
Parkstone (Dorset) (PKS)	d		0936										1037				
Branksome (BSM)	d		0940										1041				
Bournemouth (BMH)	a		0946					1004					1047				1104
Bournemouth (BMH)	d	0940	0951					1006		1040			1050				1106
Pokesdown (POK)	d							1010									1110
Christchurch (CHR)	d							1014									1114
Hinton Admiral (HNA)	d							1019									1119
New Milton (NWM)	d		1002					1023				1101					1123
Sway (SWY)	d							1028									1128
Yarmouth (I.O.W.) (YMH)	⚓ d			0905									1005				
Lymington Pier (LYP)	⚓ a			0945									1045				
Lymington Pier (LYP)	d	0944			1014							1044			1114		
Lymington Town (LYT)	d	0946			1016							1046			1116		
Brockenhurst (BCU)	3 a	0954	0954	1008				1032				1054	1108		1124		1132
Brockenhurst (BCU)	3 d		0955	1009				1033					1109				1133
Beaulieu Road (BEU)	d							1039									1139
Ashurst New Forest (ANF)	d							1043									1143
Totton (TTN)	d							1048									1148
Redbridge (RDB)	d						1039									1139	
Millbrook (Hants) (MBK)	d						1043									1143	
Southampton Central (SOU)	a		1008	1023			1045		1053	←	1109		1123			1145	1153
Southampton Central (SOU)	d		1015	1025			1059		1055		1059	1115		1125		1159	1155
St Denys (SDN)	d						←				1104				←		
Swaythling (SWG)	d										1107						
Southampton Airport Parkwy (SOA) ↔	d		1023	1033					1103		1110	1123		1132			1203
Portsmouth Harbour (PMH)	⚓ d							1017									1117
Portsmouth & Southsea (PMS)	d							1022									1122
Fratton (FTN)	d							1026									1126
Hilsea (HLS)	d							1030									1130
Cosham (CSA)	d							1035									1135
Portchester (PTC)	d							1040									1140
Fareham (FRM)	d							1046									1146
Botley (BOE)	d							1053									1153
Hedge End (HDE)	d							1058									1158
Eastleigh (ESL)	3 a							1104	1107	1114						1204	1207
Eastleigh (ESL)	3 d							1111	1115	1114							1211
Chandlers Ford (CFR)	d								1120								
Romsey (ROM)	a								1128								
Shawford (SHW)	d							1117									1217
Winchester (WIN)	d		1031	1042				1123			1131		1142				1223
Micheldever (MIC)	d							1132									1232
Basingstoke (BSK)	a		1046	1058				1142			1146		1158				1242
Reading (RDG)	7 a		1106								1205						
Fleet (FLE)	a																
Farnborough (Main) (FNB)	a																
Woking (WOK)	a			1118				1203					1218				1302
Clapham Junction (CLJ)	10 a			1141				1227					1239				1327
London Waterloo (WAT)	15 a			1152				1237					1249				1337

NOTES (see introductory pages for explanation of train operator codes and standard symbols)

- a Arrival time
- d Departure time
- A From Salisbury
- B To Manchester Piccadilly

Weymouth, Bournemouth, Yarmouth (IOW), Lymington, Southampton, Portsmouth and Fareham to Winchester and London

Sundays until 15 September

Operator	SW A	XC B	SW	SW	GW D	SW	SW	SW A	SW	SW	SW A	XC B	SW	SW	SW	SW	SW A
Days of operation/Notes 1st Class/Reservations/Bus/Ferry Catering facilities	□	□◇ ⚓	□	□	□	⚓	□	□	□	□	□	□◇ ⚓	□	□	⚓	□	□
Weymouth (WEY)	d			1048	1058											1148	
Upwey (UPW)	d			1052	1103											1152	
Dorchester West (DCW)	a				1111												
Dorchester South (DCH)	d			1100												1200	
Moreton (Dorset) (MTN)	d			1107												1207	
Wool (WOO)	d			1113												1213	
Wareham (WRM)	d			1120												1220	
Holton Heath (HOL)	d																
Hamworthy (HAM)	d			1127												1227	
Poole (POO)	4 a			1131												1231	
Poole (POO)	4 d			1132						1155						1232	
Parkstone (Dorset) (PKS)	d			1136												1236	
Branksome (BSM)	d			1140												1240	
Bournemouth (BMH)	a			1146						1204						1246	
Bournemouth (BMH)	d		1140	1150						1206		1240				1250	
Pokesdown (POK)	d									1210							
Christchurch (CHR)	d									1214							
Hinton Admiral (HNA)	d									1219							
New Milton (NWM)	d			1201						1223						1301	
Sway (SWY)	d									1228							
Yarmouth (I.O.W.) (YMH)	⚓ d					1105										1205	
Lymington Pier (LYP)	⚓ a					1145										1245	
Lymington Pier (LYP)	d			1144				1214					1244				1314
Lymington Town (LYT)	d			1146				1216					1246				1316
Brockenhurst (BCU)	3 a			1154	1208			1224					1254	1308			1324
Brockenhurst (BCU)	3 d				1209											1309	
Beaulieu Road (BEU)	d																
Ashurst New Forest (ANF)	d																
Totton (TTN)	d																
Redbridge (RDB)	d								1239								1339
Millbrook (Hants) (MBK)	d								1243								1343
Southampton Central (SOU)	a	←	1208	1223				1245		1253	←	1308		1323			1345
Southampton Central (SOU)	d	1159	1215	1225				1259		1255		1259	1315	1325			1359
St Denys (SDN)	d	1204						→				1304					→
Swaythling (SWG)	d	1207										1307					
Southampton Airport Parkwy (SOA)	← d	1210	1223	1232						1303	1310	1323		1333			
Portsmouth Harbour (PMH)	⚓ d									1217							
Portsmouth & Southsea (PMS)	d									1222							
Fratton (FTN)	d									1226							
Hilsea (HLS)	d									1230							
Cosham (CSA)	d									1235							
Portchester (PTC)	d									1240							
Fareham (FRM)	d									1246							
Botley (BOE)	d									1253							
Hedge End (HDE)	d									1258							
Eastleigh (ESL)	3 a	1214								1304	1307	1314					
Eastleigh (ESL)	3 d	1215								1311	1315						
Chandlers Ford (CFR)	d	1220									1320						
Romsey (ROM)	a	1228									1328						
Shawford (SHW)	d									1317							
Winchester (WIN)	d		1231	1242						1323		1331		1342			
Micheldever (MIC)	d									1332							
Basingstoke (BSK)	a		1246	1258						1342		1346		1358			
Reading (RDG)	7 a		1305									1406					
Fleet (FLE)	a																
Farnborough (Main) (FNB)	a																
Woking (WOK)	a			1318						1402				1418			
Clapham Junction (CLJ)	10 a			1339						1427				1439			
London Waterloo (WAT)	15 a			1349						1437				1449			

NOTES (see introductory pages for explanation of train operator codes and standard symbols)

- a Arrival time
- d Departure time
- A From Salisbury
- B To Manchester Piccadilly
- D To Swindon

Weymouth, Bournemouth, Yarmouth (IOW), Lymington, Southampton, Portsmouth and Fareham to Winchester and London

Sundays until 15 September

Operator	SW	SW	SW	XC	SW	SW	SW	SW	SW	SW	SW	SW	SW	SW	XC	SW	SW	GW
Days of operation/Notes 1st Class/Reservations/Bus/Ferry Catering facilities	□	□	A □	B □◇ ⚓	□	□	⚓	□	□	A □	□	□	A □	B □◇ ⚓	□	□	E	
Weymouth (WEY)	d					1248											1348	1415
Upwey (UPW)	d					1252											1352	1420
Dorchester West (DCW)	a																	1428
Dorchester South (DCH)	d					1300												1400
Moreton (Dorset) (MTN)	d					1307												1407
Wool (WOO)	d					1313												1413
Wareham (WRM)	d					1320												1420
Holton Heath (HOL)	d																	
Hamworthy (HAM)	d					1327												1427
Poole (POO)	4 a					1331												1431
Poole (POO)	4 d		1255			1332					1355							1432
Parkstone (Dorset) (PKS)	d					1337												1437
Branksome (BSM)	d					1341												1441
Bournemouth (BMH)	a		1304			1347					1404							1447
Bournemouth (BMH)	d		1306		1340	1350					1406			1440				1450
Pokesdown (POK)	d		1310								1410							
Christchurch (CHR)	d		1314								1414							
Hinton Admiral (HNA)	d		1319								1419							
New Milton (NWM)	d		1323			1401					1423							1501
Sway (SWY)	d		1328								1428							
Yarmouth (I.O.W.) (YMH)	⚓ d							1305										
Lymington Pier (LYP)	⚓ a							1345										
Lymington Pier (LYP)	d				1344				1414							1444		
Lymington Town (LYT)	d				1346				1416							1446		
Brockenhurst (BCU)	3 a		1332			1354	1408				1424			1432		1454	1508	
Brockenhurst (BCU)	3 d		1333				1409							1433			1509	
Beaulieu Road (BEU)	d		1339											1439				
Ashurst New Forest (ANF)	d		1343											1443				
Totton (TTN)	d		1348											1448				
Redbridge (RDB)	d										1439							
Millbrook (Hants) (MBK)	d										1443							
Southampton Central (SOU)	a		1353	←	1408		1423				1445	1453	←	1509			1523	
Southampton Central (SOU)	d		1355	1359	1415		1425				1459	1455		1459	1515		1525	
St Denys (SDN)	d			1404							→			1504				
Swaythling (SWG)	d			1407										1507				
Southampton Airport Parkwy (SOA)	↔ d		1403	1410	1423		1433					1503		1510	1523		1533	
Portsmouth Harbour (PMH)	⚓ d	1317									1417							
Portsmouth & Southsea (PMS)	d	1322									1422							
Fratton (FTN)	d	1326									1426							
Hilsea (HLS)	d	1330									1430							
Cosham (CSA)	d	1335									1435							
Portchester (PTC)	d	1340									1440							
Fareham (FRM)	d	1346									1446							
Botley (BOE)	d	1353									1453							
Hedge End (HDE)	d	1358									1458							
Eastleigh (ESL)	3 a	1404	1407	1414							1504	1506	←	1514				
Eastleigh (ESL)	3 d	1411		1415							1511	1507	1511	1515				
Chandlers Ford (CFR)	d			1420						→				1520				
Romsey (ROM)	a			1428										1528				
Shawford (SHW)	d	1417												1517				
Winchester (WIN)	d	1423		1431		1442					1517	1523		1531			1542	
Micheldever (MIC)	d	1432										1532						
Basingstoke (BSK)	a	1443		1446		1458					1533	1542		1547			1558	
Reading (RDG)	7 a			1504										1606				
Fleet (FLE)	a																	
Farnborough (Main) (FNB)	a													1557				
Woking (WOK)	a	1502				1518					1553	1608					1618	
Clapham Junction (CLJ)	10 a	1527				1539					1614	1628					1639	
London Waterloo (WAT)	↻ 15 a	1537				1549					1624	1639					1649	

NOTES (see introductory pages for explanation of train operator codes and standard symbols)

- a Arrival time
- d Departure time
- A From Salisbury
- B To Manchester Piccadilly
- E To Bristol Temple Meads

Weymouth, Bournemouth, Yarmouth (IOW), Lymington, Southampton, Portsmouth and Fareham to Winchester and London

Sundays until 15 September

Operator Days of operation/Notes 1st Class/Reservations/Bus/Ferry Catering facilities	SW	SW	SW	SW	SW	SW	SW	XC	SW	SW	SW	SW	SW	SW	SW	SW	SW		
				A			A	B 						A			A		
Weymouth (WEY)	d									1448									
Upwey (UPW)	d									1452									
Dorchester West (DCW)	a																		
Dorchester South (DCH)	d									1500									
Moreton (Dorset) (MTN)	d									1507									
Wool (WOO)	d									1513									
Wareham (WRM)	d									1520									
Holton Heath (HOL)	d																		
Hamworthy (HAM)	d									1527									
Poole (POO)	4 a									1531									
Poole (POO)	4 d					1455				1532						1555			
Parkstone (Dorset) (PKS)	d									1537									
Branksome (BSM)	d									1541									
Bournemouth (BMH)	a					1504				1547						1604			
Bournemouth (BMH)	d					1506			1540	1550						1606			
Pokesdown (POK)	d					1510										1610			
Christchurch (CHR)	d					1514										1614			
Hinton Admiral (HNA)	d					1519										1619			
New Milton (NWM)	d					1523				1601						1623			
Sway (SWY)	d					1528										1628			
Yarmouth (I.O.W.) (YMH)	d	1405									1505								
Lymington Pier (LYP)	a	1445									1545								
Lymington Pier (LYP)	d		1514							1544			1614						
Lymington Town (LYT)	d		1516							1546			1616						
Brockenhurst (BCU)	3 a		1524				1532			1554	1608		1624			1632			
Brockenhurst (BCU)	3 d						1533				1609					1633			
Beaulieu Road (BEU)	d						1539									1639			
Ashurst New Forest (ANF)	d						1543									1643			
Totton (TTN)	d						1548									1648			
Redbridge (RDB)	d				1539											1639			
Millbrook (Hants) (MBK)	d				1543											1643			
Southampton Central (SOU)	a				1545	1554			1609		1623				1645	1653			
Southampton Central (SOU)	d				1559	1555			1559	1615	1625				1659	1655	1659		
St Denys (SDN)	d								1604								1704		
Swaythling (SWG)	d								1607								1707		
Southampton Airport Parkwy (SOA)	d					1603			1610	1623	1633					1703	1710		
Portsmouth Harbour (PMH)	d				1517										1617				
Portsmouth & Southsea (PMS)	d				1522										1622				
Fratton (FTN)	d				1526										1626				
Hilsea (HLS)	d				1530										1630				
Cosham (CSA)	d				1535										1635				
Portchester (PTC)	d				1540										1640				
Fareham (FRM)	d				1546										1646				
Botley (BOE)	d				1553										1653				
Hedge End (HDE)	d				1558										1658				
Eastleigh (ESL)	3 a				1604		1607		1614						1704		1706	1714	
Eastleigh (ESL)	3 d				1611		1607	1611	1615						1711		1707	1711	1715
Chandlers Ford (CFR)	d								1620										1720
Romsey (ROM)	a								1628										1728
Shawford (SHW)	d								1617										1717
Winchester (WIN)	d					1617	1623		1631		1642					1717	1723		
Micheldever (MIC)	d						1632										1732		
Basingstoke (BSK)	a					1633	1642		1646		1658					1733	1742		
Reading (RDG)	7 a								1705										
Fleet (FLE)	a																		
Farnborough (Main) (FNB)	a							1657											1757
Woking (WOK)	a					1653	1708				1718					1753	1808		
Clapham Junction (CLJ)	10 a					1714	1728				1739					1814	1829		
London Waterloo (WAT)	15 a					1724	1739				1749					1825	1839		

NOTES (see introductory pages for explanation of train operator codes and standard symbols)

- a Arrival time
- d Departure time
- A From Salisbury
- B To Manchester Piccadilly

Weymouth, Bournemouth, Yarmouth (IOW), Lymington, Southampton, Portsmouth and Fareham to Winchester and London

Sundays until 15 September

Operator	XC B 1 ◇ ⚓	SW □	SW □	GW E	SW ⚓	SW □	SW □	SW A □	SW □	SW □	SW A □	XC B 1 ◇ ⚓	SW □	SW □	SW ⚓	SW □	SW □
Days of operation/Notes 1st Class/Reservations/Bus/Ferry Catering facilities																	
Weymouth (WEY)	d		1548	1608											1648		
Upwey (UPW)	d		1552	1613											1652		
Dorchester West (DCW)	a			1621													
Dorchester South (DCH)	d		1600												1700		
Moreton (Dorset) (MTN)	d		1607												1707		
Wool (WOO)	d		1613												1713		
Wareham (WRM)	d		1620												1720		
Holton Heath (HOL)	d																
Hamworthy (HAM)	d		1627												1727		
Poole (POO)	4 a		1631												1731		
Poole (POO)	4 d		1632						1655						1732		
Parkstone (Dorset) (PKS)	d		1637												1737		
Branksome (BSM)	d		1641												1741		
Bournemouth (BMH)	a		1647						1704						1747		
Bournemouth (BMH)	d	1640		1650					1706		1740				1750		
Pokesdown (POK)	d								1710								
Christchurch (CHR)	d								1714								
Hinton Admiral (HNA)	d								1719								
New Milton (NWM)	d		1701						1723						1801		
Sway (SWY)	d								1728								
Yarmouth (I.O.W.) (YMH)	⚓ d				1605											1705	
Lymington Pier (LYP)	⚓ a				1645										1745		
Lymington Pier (LYP)	d		1644			1714							1744			1814	
Lymington Town (LYT)	d		1646			1716							1746			1816	
Brockenhurst (BCU)	3 a		1654	1708		1724						1754	1754	1808		1824	
Brockenhurst (BCU)	3 d			1709								1755	1755	1809			
Beaulieu Road (BEU)	d								1733								
Ashurst New Forest (ANF)	d								1739								
Totton (TTN)	d								1743								
Totton (TTN)	d								1748								
Redbridge (RDB)	d								1740								
Millbrook (Hants) (MBK)	d								1744								
Southampton Central (SOU)	a	1708		1723					1746	1753	←	1810			1823		
Southampton Central (SOU)	d	1715		1725					1759	1755		1759	1815		1825		
St Denys (SDN)	d								→			1804					
Swaythling (SWG)	d											1807					
Southampton Airport Parkwy (SOA)	← d	1723		1733						1803		1810	1823		1833		
Portsmouth Harbour (PMH)	⚓ d								1717								1817
Portsmouth & Southsea (PMS)	d								1722								1822
Fratton (FTN)	d								1726								1826
Hilsea (HLS)	d								1730								1830
Cosham (CSA)	d								1735								1835
Portchester (PTC)	d								1740								1840
Fareham (FRM)	d								1746								1846
Botley (BOE)	d								1753								1853
Hedge End (HDE)	d								1758								1858
Eastleigh (ESL)	3 a								1804	1806	←	1814					1904
Eastleigh (ESL)	3 d																
Chandlers Ford (CFR)	d								1811	1807	1811	1815					1911
Romsey (ROM)	a								→			1820					→
Romsey (ROM)	a											1828					
Shawford (SHW)	d											1817					
Winchester (WIN)	d	1731		1742						1817	1823		1831		1842		
Micheldever (MIC)	d										1832						
Basingstoke (BSK)	a	1747		1758						1833	1842		1846		1858		
Reading (RDG)	7 a	1805											1905				
Fleet (FLE)	a																
Farnborough (Main) (FNB)	a											1857					
Woking (WOK)	a			1818						1853	1908				1918		
Clapham Junction (CLJ)	10 a			1839						1915	1928				1939		
London Waterloo (WAT)	15 a			1849						1925	1939				1949		

NOTES (see introductory pages for explanation of train operator codes and standard symbols)

- a Arrival time
- d Departure time
- A From Salisbury
- B To Manchester Piccadilly
- E To Bristol Temple Meads

Weymouth, Bournemouth, Yarmouth (IOW), Lymington, Southampton, Portsmouth and Fareham to Winchester and London

Sundays until 15 September

Operator	SW A	SW	SW	SW A	XC B	SW	SW	GW E	SW	SW	SW	SW A	SW	SW	SW A	XC F	SW
Days of operation/Notes 1st Class/Reservations/Bus/Ferry	□	□	□	□	□◇	□	□	□	□	□	□	□	□	□	□	□◇	□
Weymouth (WEY)	d						1745	1753									
Upwey (UPW)	d						1749	1758									
Dorchester West (DCW)	a							1806									
Dorchester South (DCH)	d						1800c										
Moreton (Dorset) (MTN)	d						1807										
Wool (WOO)	d						1813										
Wareham (WRM)	d						1820										
Holton Heath (HOL)	d																
Hamworthy (HAM)	d						1827										
Poole (POO)	4 a						1831										
Poole (POO)	4 d		1755				1832						1855				
Parkstone (Dorset) (PKS)	d						1836										
Branksome (BSM)	d						1840										
Bournemouth (BMH)	a		1804				1847						1904				
Bournemouth (BMH)	d		1806		1840		1850						1906			1940	
Pokesdown (POK)	d		1810										1910				
Christchurch (CHR)	d		1814										1914				
Hinton Admiral (HNA)	d		1819										1919				
New Milton (NWM)	d		1823				1901						1923				
Sway (SWY)	d		1828										1928				
Yarmouth (I.O.W.) (YMH)	d							1805									
Lymington Pier (LYP)	a							1845									
Lymington Pier (LYP)	d					1844				1914							1944
Lymington Town (LYT)	d					1846				1916							1946
Brockenhurst (BCU)	3 a		1832			1854	1908			1924			1932				1954
Brockenhurst (BCU)	3 d		1833				1909						1933				
Beaulieu Road (BEU)	d		1839										1939				
Ashurst New Forest (ANF)	d		1843										1943				
Totton (TTN)	d		1848										1948				
Redbridge (RDB)	d	1839										1939					
Millbrook (Hants) (MBK)	d	1844										1943					
Southampton Central (SOU)	a	1846	1853		1908		1923					1945	1953			2008	
Southampton Central (SOU)	d	1859	1855		1859	1915	1925					1959	1955		1959	2015	
St Denys (SDN)	d	↳			1904							↳			2004		
Swaythling (SWG)	d				1907										2007		
Southampton Airport Parkwy (SOA)	↔ d		1903		1910	1923	1933						2003		2010	2023	
Portsmouth Harbour (PMH)	d											1917					
Portsmouth & Southsea (PMS)	d											1922					
Fratton (FTN)	d											1926					
Hilsea (HLS)	d											1930					
Cosham (CSA)	d											1935					
Portchester (PTC)	d											1940					
Fareham (FRM)	d											1946					
Botley (BOE)	d											1953					
Hedge End (HDE)	d											1958					
Eastleigh (ESL)	3 a		1906	↳	1914							2004		2006	↳	2014	
Eastleigh (ESL)	3 d		1907	1911	1915							2011		2007	2011	2015	
Chandlers Ford (CFR)	d				1920							↳				2020	
Romsey (ROM)	a				1928											2028	
Shawford (SHW)	d			1917										2017			
Winchester (WIN)	d		1917	1923		1931	1942						2017	2023		2031	
Micheldever (MIC)	d			1932										2032			
Basingstoke (BSK)	a		1933	1942		1946	1958						2033	2042		2046	
Reading (RDG)	7 a				2006											2105	
Fleet (FLE)	a																
Farnborough (Main) (FNB)	a			1957												2057	
Woking (WOK)	a		1953	2008			2018						2053	2108			
Clapham Junction (CLJ)	10 a		2015	2028			2039						2114	2128			
London Waterloo (WAT)	↔ 15 a		2024	2039			2049						2124	2139			

NOTES (see introductory pages for explanation of train operator codes and standard symbols)

- a Arrival time
- d Departure time
- c Arrives 4 minutes earlier
- A From Salisbury
- B To Manchester Piccadilly
- E To Bristol Temple Meads
- F To Birmingham New Street

Weymouth, Bournemouth, Yarmouth (IOW), Lymington, Southampton, Portsmouth and Fareham to Winchester and London

Sundays until 15 September








Operator Days of operation/Notes 1st Class/Reservations/Bus/Ferry	SW □	SW ☞	SW □	SW □	SW A □	SW □	SW □	SW A □	SW □	SW ☞	SW □	SW □	SW A □	SW □	SW □	SW A □	SW □	SW A □	GW E
Weymouth (WEY)	d	1848																	2011
Upwey (UPW)	d	1852																	2016
Dorchester West (DCW)	a																		2024
Dorchester South (DCH)	d	1900															2010		
Moreton (Dorset) (MTN)	d	1907															2017		
Wool (WOO)	d	1913															2023		
Wareham (WRM)	d	1920															2030		
Holton Heath (HOL)	d																		
Hamworthy (HAM)	d	1927															2037		
Poole (POO)	4 a	1931															2043		
Poole (POO)	4 d	1932						1955									2049		
Parkstone (Dorset) (PKS)	d	1937															2053		
Branksome (BSM)	d	1941															2056		
Bournemouth (BMH)	a	1947						2004									2102		
Bournemouth (BMH)	d	1950						2006									2106		
Pokesdown (POK)	d							2010									2110		
Christchurch (CHR)	d							2014									2114		
Hinton Admiral (HNA)	d							2019									2119		
New Milton (NWM)	d	2001						2023									2123		
Sway (SWY)	d							2028									2128		
Yarmouth (I.O.W.) (YMH)	☞ d		1905								2005								
Lymington Pier (LYP)	☞ a		1945								2045								
Lymington Pier (LYP)	d			2014							2044		2114						
Lymington Town (LYT)	d			2016							2046		2116						
Brockenhurst (BCU)	3 a	2008		2024				2032			2054		2124				2132		
Brockenhurst (BCU)	3 d	2009						2033									2133		
Beaulieu Road (BEU)	d							2039									2139		
Ashurst New Forest (ANF)	d							2043									2143		
Totton (TTN)	d							2048									2148		
Redbridge (RDB)	d							2039									2139		
Millbrook (Hants) (MBK)	d							2043									2143		
Southampton Central (SOU)	a	2023						2045	2053		☞						2145	2153	☞
Southampton Central (SOU)	d	2025						2059	2055		2059						2159	2155	2159
St Denys (SDN)	d							☞			2104						☞		2204
Swaythling (SWG)	d										2107								2207
Southampton Airport Parkway (SOA)	☞ d	2033						2103			2110						2203		2210
Portsmouth Harbour (PMH)	☞ d							2017									2117		
Portsmouth & Southsea (PMS)	d							2022									2122		
Fratton (FTN)	d							2026									2126		
Hilsea (HLS)	d							2030									2130		
Cosham (CSA)	d							2035									2135		
Portchester (PTC)	d							2040									2140		
Fareham (FRM)	d							2046									2146		
Botley (BOE)	d							2053									2153		
Hedge End (HDE)	d							2058									2158		
Eastleigh (ESL)	3 a							2104	2106	☞	2114						2204	2206	☞ 2214
Eastleigh (ESL)	3 d							2111	2107	2111	2115						2211	2207	2211
Chandlers Ford (CFR)	d							☞			2120						☞		2215
Romsey (ROM)	a										2128								2220
Shawford (SHW)	d										2117								2231
Winchester (WIN)	d	2042						2117	2123								2217	2222	
Micheldever (MIC)	d								2132										2232
Basingstoke (BSK)	a	2058						2133	2142								2234	2242	
Reading (RDG)	7 a																		
Fleet (FLE)	a																		
Farnborough (Main) (FNB)	a										2157								2257
Woking (WOK)	a	2118						2153	2208								2254	2308	
Clapham Junction (CLJ)	10 a	2139						2214	2228								2314	2328	
London Waterloo (WAT)	☞ 15 a	2149						2224	2237								2324	2339	

NOTES (see introductory pages for explanation of train operator codes and standard symbols)

- a Arrival time
d Departure time
A From Salisbury
E To Bristol Temple Meads

Weymouth, Bournemouth, Yarmouth (IOW), Lymington, Southampton, Portsmouth and Fareham to Winchester and London

Sundays until 15 September

Operator Days of operation/Notes 1st Class/Reservations/Bus/Ferry	SW	SW	SW	SW	SW	SW	SW	SW	SW	SW
	□	☰	□	□	G □	□	G □	□	□	□
Weymouth (WEY)	d						2058		2158	2258
Upwey (UPW)	d						2102		2202	2302
Dorchester West (DCW)	a									
Dorchester South (DCH)	d						2110		2210	2310
Moreton (Dorset) (MTN)	d						2117		2217	2317
Wool (WOO)	d						2123		2223	2323
Wareham (WRM)	d						2130		2230	2330
Holton Heath (HOL)	d									
Hamworthy (HAM)	d						2137		2237	2337
Poole (POO)	4 a						2143		2243	2341
Poole (POO)	4 d						2150		2250	2349
Parkstone (Dorset) (PKS)	d						2154		2254	2353
Branksome (BSM)	d						2157		2257	2357
Bournemouth (BMH)	a						2203		2303	0002
Bournemouth (BMH)	d						2208		2308	
Pokesdown (POK)	d						2212		2312	
Christchurch (CHR)	d						2216		2316	
Hinton Admiral (HNA)	d						2221		2321	
New Milton (NWM)	d						2225		2325	
Sway (SWY)	d						2230		2330	
Yarmouth (I.O.W.) (YMH)	 d		2105							
Lymington Pier (LYP)	 a		2145							
Lymington Pier (LYP)	d	2144		2214						
Lymington Town (LYT)	d	2146		2216						
Brockenhurst (BCU)	3 a	2154		2224			2234		2335	
Brockenhurst (BCU)	3 d						2235		2336	
Beaulieu Road (BEU)	d									
Ashurst New Forest (ANF)	d						2243		2343	
Totton (TTN)	d						2248		2348	
Redbridge (RDB)	d						2235			
Millbrook (Hants) (MBK)	d						2241			
Southampton Central (SOU)	a						2247	2253	 2355	
Southampton Central (SOU)	d						2305	2255	2305	
St Denys (SDN)	d						 2310		2310	
Swaythling (SWG)	d								2313	
Southampton Airport Parkway (SOA)	 d						2303		2316	
Portsmouth Harbour (PMH)	 d						2217			2317
Portsmouth & Southsea (PMS)	d						2222			2322
Fratton (FTN)	d						2226			2326
Hilsea (HLS)	d						2230			2330
Cosham (CSA)	d						2235			2335
Portchester (PTC)	d						2240			2340
Fareham (FRM)	d						2246			2346
Botley (BOE)	d						2253			2353
Hedge End (HDE)	d						2258			2358
Eastleigh (ESL)	3 a						2304	2309	2320	0004
Eastleigh (ESL)	3 d						2311	2322		
Chandlers Ford (CFR)	d							2327		
Romsey (ROM)	a							2335		
Shawford (SHW)	d						2317			
Winchester (WIN)	d						2323			
Micheldever (MIC)	d						2332			
Basingstoke (BSK)	a						2342			
Reading (RDG)	7 a									
Fleet (FLE)	a									
Farnborough (Main) (FNB)	a									
Woking (WOK)	a						0002			
Clapham Junction (CLJ)	10 a						0023			
London Waterloo (WAT)	 15 a						0033			

NOTES (see introductory pages for explanation of train operator codes and standard symbols)

- a Arrival time
d Departure time
G From Romsey

Weymouth, Bournemouth, Yarmouth (IOW), Lymington, Southampton, Portsmouth and Fareham to Winchester and London

Sundays from 22 September

Operator	SW	SW	SW	SW	SW	SW	SW	SW	SW	XC	SW	GW	SW	SW	SW	SW
Days of operation/Notes 1st Class/Reservations/Bus/Ferry Catering facilities	□	□	□	☞	□	A	□	□	A	B	□	C	□	□	□	□
Weymouth (WEY)	d											0743	0801			
Upwey (UPW)	d											0747				
Dorchester West (DCW)	a												0812			
Dorchester South (DCH)	d											0755				
Moreton (Dorset) (MTN)	d											0802				
Wool (WOO)	d											0808				
Wareham (WRM)	d											0816				
Holton Heath (HOL)	d															
Hamworthy (HAM)	d											0823				
Poole (POO)	4 a											0828				
Poole (POO)	4 d						0719					0829				0852
Parkstone (Dorset) (PKS)	d						0723				0747	0833				
Branksome (BSM)	d						0726				0751	0837				
Bournemouth (BMH)	a						0731				0759	0843				0901
Bournemouth (BMH)	d						0735				0803	0847				0903
Pokesdown (POK)	d						0739				0807					0907
Christchurch (CHR)	d						0743				0811					0911
Hinton Admiral (HNA)	d						0748				0816					0916
New Milton (NWM)	d						0752				0820	0858				0920
Sway (SWY)	d						0757				0825					0925
Yarmouth (I.O.W.) (YMH)	☞ d			0700												
Lymington Pier (LYP)	☞ a			0740												
Lymington Pier (LYP)	d														0914	
Lymington Town (LYT)	d														0916	
Brockenhurst (BCU)	3 a						0802				0830	0906			0924	0930
Brockenhurst (BCU)	3 d						0803				0831	0907				0931
Beaulieu Road (BEU)	d										0837					0937
Ashurst New Forest (ANF)	d						0813				0841					0941
Totton (TTN)	d						0818				0846					0946
Redbridge (RDB)	d										0846					
Millbrook (Hants) (MBK)	d						0850								0939	
Southampton Central (SOU)	a						0824	0852		0853	←	0924	0945			0953
Southampton Central (SOU)	d	0652		0754			0826	0859		0855	0859	0915	0925		0959	0955
St Denys (SDN)	d							→			0904			→		
Swaythling (SWG)	d										0907					
Southampton Airport Parkwy (SOA) ↔	d	0700		0802			0834			0903	0910	0923	0933			1003
Portsmouth Harbour (PMH)	☞ d		0717							0817						0917
Portsmouth & Southsea (PMS)	d		0722							0822						0922
Fratton (FTN)	d		0726							0826						0926
Hilsea (HLS)	d		0730							0830						0930
Cosham (CSA)	d		0735							0835						0935
Portchester (PTC)	d		0740							0840						0940
Fareham (FRM)	d		0746							0846						0946
Botley (BOE)	d		0753							0853						0953
Hedge End (HDE)	d		0758							0858						0958
Eastleigh (ESL)	3 a	0704	0804	0807						0904	0907	0914				1004 1007
Eastleigh (ESL)	3 d	0708	0811							0911	0915					1011
Chandlers Ford (CFR)	d										0920					
Romsey (ROM)	a										0928					
Shawford (SHW)	d	0714	0817							0917						1017
Winchester (WIN)	d	0722	0823			0843				0923		0931	0942			1023
Micheldever (MIC)	d	0730	0832							0932						1032
Basingstoke (BSK)	a	0742	0844			0901				0942		0947	0958			1042
Reading (RDG)	7 a											1006				
Fleet (FLE)	a					0913										
Farnborough (Main) (FNB)	a					0918										
Woking (WOK)	a	0802	0903			0928				1002		1019				1102
Clapham Junction (CLJ)	10 a	0832	0929			0959				1029		1041				1129
London Waterloo (WAT)	15 a	0843	0940			1009				1040		1051				1139

NOTES (see introductory pages for explanation of train operator codes and standard symbols)

- a Arrival time
- d Departure time
- A From Salisbury
- B To Manchester Piccadilly
- C Runs until 20 October. To Cardiff Central

Weymouth, Bournemouth, Yarmouth (IOW), Lymington, Southampton, Portsmouth and Fareham to Winchester and London

Sundays from 22 September

Operator	SW A	SW	XC B	SW	SW	SW	SW A	SW	SW	SW A	XC B	SW	SW	SW D	SW	SW A
Days of operation/Notes 1st Class/Reservations/Bus/Ferry Catering facilities	□	□	□◇ ⚓	□	⚓	□	□	□	□	□	□◇ ⚓	□	□	⚓	□	□
Weymouth (WEY)	d			0845											0945	
Upwey (UPW)	d			0849											0949	
Dorchester West (DCW)	a															
Dorchester South (DCH)	d			0857											0957	
Moreton (Dorset) (MTN)	d			0904											1004	
Wool (WOO)	d			0910											1010	
Wareham (WRM)	d			0918											1018	
Holton Heath (HOL)	d															
Hamworthy (HAM)	d			0925											1025	
Poole (POO)	4 a			0930											1030	
Poole (POO)	4 a			0931					0953						1031	
Parkstone (Dorset) (PKS)	d			0935											1035	
Branksome (BSM)	d			0939											1039	
Bournemouth (BMH)	a			0945					1002						1045	
Bournemouth (BMH)	d		0940	0949					1004		1040				1049	
Pokesdown (POK)	d								1008							
Christchurch (CHR)	d								1012							
Hinton Admiral (HNA)	d								1017							
New Milton (NWM)	d			1000					1021				1100			
Sway (SWY)	d								1026							
Yarmouth (I.O.W.) (YMH)	⚓ d				0905									1005		
Lymington Pier (LYP)	⚓ a				0945									1045		
Lymington Pier (LYP)	d	0944				1014						1044			1114	
Lymington Town (LYT)	d	0946				1016						1046			1116	
Brockenhurst (BCU)	3 a	0954	0954	1006		1024				1031		1054	1107		1124	
Brockenhurst (BCU)	3 d		0955	1007						1032			1109			
Beaulieu Road (BEU)	d									1038						
Ashurst New Forest (ANF)	d									1042						
Totton (TTN)	d									1047						
Redbridge (RDB)	d						1039									1139
Millbrook (Hants) (MBK)	d						1043									1143
Southampton Central (SOU)	a	←	1008	1023			1045		1053	←	1109		1123			1145
Southampton Central (SOU)	d	0959	1015	1025			1059		1055	1059	1115		1125			1159
St Denys (SDN)	d	1004					→			1104						→
Swaythling (SWG)	d	1007								1107						
Southampton Airport Parkwy (SOA)	↔ d	1010	1023	1033					1103	1110	1123		1132			
Portsmouth Harbour (PMH)	⚓ d							1017								
Portsmouth & Southsea (PMS)	d							1022								
Fratton (FTN)	d							1026								
Hilsea (HLS)	d							1030								
Cosham (CSA)	d							1035								
Portchester (PTC)	d							1040								
Fareham (FRM)	d							1046								
Botley (BOE)	d							1053								
Hedge End (HDE)	d							1058								
Eastleigh (ESL)	3 a	1014						1104	1107	1114						
Eastleigh (ESL)	3 d	1015							1111	1115						
Chandlers Ford (CFR)	d	1020								1120						
Romsey (ROM)	a	1028								1128						
Shawford (SHW)	d								1117							
Winchester (WIN)	d		1031	1042					1123		1131		1142			
Micheldever (MIC)	d								1132							
Basingstoke (BSK)	a		1046	1058					1142		1146		1158			
Reading (RDG)	7 a		1106								1205					
Fleet (FLE)	a															
Farnborough (Main) (FNB)	a															
Woking (WOK)	a			1118					1203				1218			
Clapham Junction (CLJ)	10 a			1141					1227				1239			
London Waterloo (WAT)	⚓ 15 a			1152					1237				1249			

NOTES (see introductory pages for explanation of train operator codes and standard symbols)

- a Arrival time
- d Departure time
- A From Salisbury
- B To Manchester Piccadilly
- D Runs until 3 November

Weymouth, Bournemouth, Yarmouth (IOW), Lymington, Southampton, Portsmouth and Fareham to Winchester and London

Sundays from 22 September

Operator	SW	SW	SW	XC	SW	SW	GW	SW	SW	SW	SW	SW	SW	XC	SW	SW
Days of operation/Notes 1st Class/Reservations/Bus/Ferry Catering facilities	□	□	A	B	□	□	E		□	□	□	□	□	B	□	□
	□	□	□	□	□	□			□	□	□	□	□	□	□	□
Weymouth (WEY)	d					1045	1058									1145
Upwey (UPW)	d					1049	1103									1149
Dorchester West (DCW)	a						1111									
Dorchester South (DCH)	d					1057										1157
Moreton (Dorset) (MTN)	d					1104										1204
Wool (WOO)	d					1110										1210
Wareham (WRM)	d					1118										1218
Holton Heath (HOL)	d															
Hamworthy (HAM)	d					1125										1225
Poole (POO)	4 a					1130										1230
Poole (POO)	4 d		1053			1131						1153				1231
Parkstone (Dorset) (PKS)	d					1135										1235
Branksome (BSM)	d					1138										1238
Bournemouth (BMH)	a		1102			1145						1202				1245
Bournemouth (BMH)	d		1104		1140	1149						1204		1240		1249
Pokesdown (POK)	d		1108									1208				
Christchurch (CHR)	d		1112									1212				
Hinton Admiral (HNA)	d		1117									1217				
New Milton (NWM)	d		1121			1200						1221				1300
Sway (SWY)	d		1126									1226				
Yarmouth (I.O.W.) (YMH)	d							1105								
Lymington Pier (LYP)	a							1145								
Lymington Pier (LYP)	d					1144				1214						1244
Lymington Town (LYT)	d					1146				1216						1246
Brockenhurst (BCU)	3 a		1131			1154	1207			1224			1231			1254
Brockenhurst (BCU)	3 d		1132				1208						1232			1308
Beaulieu Road (BEU)	d		1138										1238			
Ashurst New Forest (ANF)	d		1142										1242			
Totton (TTN)	d		1147										1247			
Redbridge (RDB)	d											1239				
Millbrook (Hants) (MBK)	d											1243				
Southampton Central (SOU)	a		1153		1208		1223					1245		1253		1308
Southampton Central (SOU)	d		1155		1159	1215		1225				1259		1255		1315
St Denys (SDN)	d				1204									1304		
Swaythling (SWG)	d				1207									1307		
Southampton Airport Parkwy (SOA)	d		1203		1210	1223		1232						1303	1310	1323
Portsmouth Harbour (PMH)	d	1117											1217			
Portsmouth & Southsea (PMS)	d	1122											1222			
Fratton (FTN)	d	1126											1226			
Hilsea (HLS)	d	1130											1230			
Cosham (CSA)	d	1135											1235			
Portchester (PTC)	d	1140											1240			
Fareham (FRM)	d	1146											1246			
Botley (BOE)	d	1153											1253			
Hedge End (HDE)	d	1158											1258			
Eastleigh (ESL)	3 a	1204	1207	1214									1304	1307	1314	
Eastleigh (ESL)	3 d	1211		1215									1311		1315	
Chandlers Ford (CFR)	d			1220									1320			
Romsey (ROM)	a			1228									1328			
Shawford (SHW)	d	1217											1317			
Winchester (WIN)	d	1223			1231		1242						1323		1331	1342
Micheldever (MIC)	d	1232											1332			
Basingstoke (BSK)	a	1242			1246		1258						1342		1346	1358
Reading (RDG)	7 a				1305										1406	
Fleet (FLE)	a															
Farnborough (Main) (FNB)	a															
Woking (WOK)	a	1302					1318						1402			1418
Clapham Junction (CLJ)	10 a	1327					1339						1427			1439
London Waterloo (WAT)	15 a	1337					1349						1437			1449

NOTES (see introductory pages for explanation of train operator codes and standard symbols)

- a Arrival time
- d Departure time
- A From Salisbury
- B To Manchester Piccadilly
- E To Swindon

Weymouth, Bournemouth, Yarmouth (IOW), Lymington, Southampton, Portsmouth and Fareham to Winchester and London

Sundays from 22 September

Operator	SW	SW	SW A	SW	SW	SW A	XC B	SW	SW	SW	SW	SW A	SW	SW	SW	SW A	
Days of operation/Notes 1st Class/Reservations/Bus/Ferry Catering facilities							 										
Weymouth (WEY)	d								1245								
Upwey (UPW)	d								1249								
Dorchester West (DCW)	a																
Dorchester South (DCH)	d								1257								
Moreton (Dorset) (MTN)	d								1304								
Wool (WOO)	d								1310								
Wareham (WRM)	d								1318								
Holton Heath (HOL)	d																
Hamworthy (HAM)	d								1325								
Poole (POO)	4 a								1330								
Poole (POO)	4 d				1253				1331						1353		
Parkstone (Dorset) (PKS)	d								1335								
Branksome (BSM)	d								1339								
Bournemouth (BMH)	a				1302				1345						1402		
Bournemouth (BMH)	d				1304		1340		1349						1404		
Pokesdown (POK)	d				1308										1408		
Christchurch (CHR)	d				1312										1412		
Hinton Admiral (HNA)	d				1317										1417		
New Milton (NWM)	d				1321				1400						1421		
Sway (SWY)	d				1326										1426		
Yarmouth (I.O.W.) (YMH)	d	1205								1305							
Lymington Pier (LYP)	a	1245								1345							
Lymington Pier (LYP)	d		1314					1344			1414						
Lymington Town (LYT)	d		1316					1346			1416						
Brockenhurst (BCU)	3 a		1324			1331		1354	1407		1424				1431		
Brockenhurst (BCU)	3 d					1332			1408						1432		
Beaulieu Road (BEU)	d					1338									1438		
Ashurst New Forest (ANF)	d					1342									1442		
Totton (TTN)	d					1347									1447		
Redbridge (RDB)	d			1340								1439					
Millbrook (Hants) (MBK)	d			1343								1443					
Southampton Central (SOU)	a			1346		1353	←	1408		1423		1445		1453		←	
Southampton Central (SOU)	d			1359		1355	1359	1415		1425		1459		1455		1459	
St Denys (SDN)	d		→				1404					→				1504	
Swaythling (SWG)	d						1407									1507	
Southampton Airport Parkwy (SOA) ←	d				1403	1410	1423		1433					1503		1510	
Portsmouth Harbour (PMH)	d				1317										1417		
Portsmouth & Southsea (PMS)	d				1322										1422		
Fratton (FTN)	d				1326										1426		
Hilsea (HLS)	d				1330										1430		
Cosham (CSA)	d				1335										1435		
Portchester (PTC)	d				1340										1440		
Fareham (FRM)	d				1346										1446		
Botley (BOE)	d				1353										1453		
Hedge End (HDE)	d				1358										1458		
Eastleigh (ESL)	3 a				1404	1407	1414							1504	1506	←	1514
Eastleigh (ESL)	3 d					1411	1415							1511	1507	1511	1515
Chandlers Ford (CFR)	d						1420						→				1520
Romsey (ROM)	a						1428										1528
Shawford (SHW)	d					1417										1517	
Winchester (WIN)	d					1423		1431		1442				1517	1523		
Micheldever (MIC)	d					1432									1532		
Basingstoke (BSK)	a					1443		1446		1458				1533	1542		
Reading (RDG)	7 a							1504									
Fleet (FLE)	a																
Farnborough (Main) (FNB)	a															1557	
Woking (WOK)	a					1502				1518				1553	1608		
Clapham Junction (CLJ)	10 a					1527				1539				1614	1628		
London Waterloo (WAT)	15 a					1537				1549				1624	1639		

NOTES (see introductory pages for explanation of train operator codes and standard symbols)

- a Arrival time
- d Departure time
- A From Salisbury
- B To Manchester Piccadilly

Weymouth, Bournemouth, Yarmouth (IOW), Lymington, Southampton, Portsmouth and Fareham to Winchester and London

Sundays from 22 September

Operator	XC B 1 ◇	SW 1	SW 1	GW F	SW 1 ⚓	SW 1	SW 1	SW A 1	SW 1	SW 1	SW A 1	XC B 1 ◇	SW 1	SW 1	SW 1 ⚓	SW 1	
Days of operation/Notes 1st Class/Reservations/Bus/Ferry Catering facilities	1 ◇	1	1	F	⚓	1	1	A 1	1	1	A 1	1 ◇	1	1	1 ⚓	1	
Weymouth (WEY)	d		1345	1415												1445	
Upwey (UPW)	d		1349	1420												1449	
Dorchester West (DCW)	a			1428													
Dorchester South (DCH)	d		1357													1457	
Moreton (Dorset) (MTN)	d		1404													1504	
Wool (WOO)	d		1410													1510	
Wareham (WRM)	d		1418													1518	
Holton Heath (HOL)	d																
Hamworthy (HAM)	d		1425													1525	
Poole (POO)	4 a		1430													1530	
Poole (POO)	4 d		1431						1453							1531	
Parkstone (Dorset) (PKS)	d		1435													1535	
Branksome (BSM)	d		1439													1539	
Bournemouth (BMH)	a		1445						1502							1545	
Bournemouth (BMH)	d	1440		1449					1504		1540					1549	
Pokesdown (POK)	d								1508								
Christchurch (CHR)	d								1512								
Hinton Admiral (HNA)	d								1517								
New Milton (NWM)	d		1500						1521							1600	
Sway (SWY)	d								1526								
Yarmouth (I.O.W.) (YMH)	⚓ d				1405											1505	
Lymington Pier (LYP)	⚓ a				1445											1545	
Lymington Pier (LYP)	d		1444			1514							1544				1614
Lymington Town (LYT)	d		1446			1516							1546				1616
Brockenhurst (BCU)	3 a		1454	1507		1524				1531			1554	1607		1624	
Brockenhurst (BCU)	3 d			1508						1532				1608			
Beaulieu Road (BEU)	d									1538							
Ashurst New Forest (ANF)	d									1542							
Totton (TTN)	d									1547							
Redbridge (RDB)	d								1539								
Millbrook (Hants) (MBK)	d								1543								
Southampton Central (SOU)	a	1509		1523					1545	1552	←	1609			1623		
Southampton Central (SOU)	d	1515		1525					1559	1555		1559	1615		1625		
St Denys (SDN)	d								→			1604					
Swaythling (SWG)	d											1607					
Southampton Airport Parkwy (SOA) ↔	d	1523		1533						1603		1610	1623		1633		
Portsmouth Harbour (PMH)	⚓ d							1517									
Portsmouth & Southsea (PMS)	d							1522									
Fratton (FTN)	d							1526									
Hilsea (HLS)	d							1530									
Cosham (CSA)	d							1535									
Portchester (PTC)	d							1540									
Fareham (FRM)	d							1546									
Botley (BOE)	d							1553									
Hedge End (HDE)	d							1558									
Eastleigh (ESL)	3 a							1604		1607	←	1614					
Eastleigh (ESL)	3 d							1611		1607	1611	1615					
Chandlers Ford (CFR)	d							→				1620					
Romsey (ROM)	a											1628					
Shawford (SHW)	d											1617					
Winchester (WIN)	d	1531		1542						1617	1623		1631		1642		
Micheldever (MIC)	d										1632						
Basingstoke (BSK)	a	1547		1558						1633	1642		1646		1658		
Reading (RDG)	7 a	1606											1705				
Fleet (FLE)	a																
Farnborough (Main) (FNB)	a										1657						
Woking (WOK)	a			1618						1653	1708				1718		
Clapham Junction (CLJ)	10 a			1639						1714	1728				1739		
London Waterloo (WAT)	Ⓢ 15 a			1649						1724	1739				1749		

NOTES (see introductory pages for explanation of train operator codes and standard symbols)

- a Arrival time
- d Departure time
- A From Salisbury
- B To Manchester Piccadilly
- F To Bristol Temple Meads

Weymouth, Bournemouth, Yarmouth (IOW), Lymington, Southampton, Portsmouth and Fareham to Winchester and London

Sundays from 22 September

Operator	SW	SW A	SW	SW	SW A	XC B	SW	SW	GW F	SW	SW	SW	SW A	SW	SW	SW A
Days of operation/Notes 1st Class/Reservations/Bus/Ferry Catering facilities	□	□	□	□	□	□◇ ⚓	□	□		☞	□	□	□	□	□	□
Weymouth (WEY)	d							1545	1608							
Upwey (UPW)	d							1549	1613							
Dorchester West (DCW)	a								1621							
Dorchester South (DCH)	d							1557								
Moreton (Dorset) (MTN)	d							1604								
Wool (WOO)	d							1610								
Wareham (WRM)	d							1618								
Holton Heath (HOL)	d															
Hamworthy (HAM)	d							1625								
Poole (POO)	4 a							1630								
Poole (POO)	4 d		1553					1631						1653		
Parkstone (Dorset) (PKS)	d							1635								
Branksome (BSM)	d							1639								
Bournemouth (BMH)	a		1602					1645						1702		
Bournemouth (BMH)	d		1604			1640		1649						1704		
Pokesdown (POK)	d		1608											1708		
Christchurch (CHR)	d		1612											1712		
Hinton Admiral (HNA)	d		1617											1717		
New Milton (NWM)	d		1621					1700						1721		
Sway (SWY)	d		1626											1726		
Yarmouth (I.O.W.) (YMH)	☞ d									1605						
Lymington Pier (LYP)	a									1645						
Lymington Pier (LYP)	d						1644					1714				
Lymington Town (LYT)	d						1646					1716				
Brockenhurst (BCU)	3 a		1631				1654	1707				1724			1731	
Brockenhurst (BCU)	3 d		1632					1708							1732	
Beaulieu Road (BEU)	d		1638												1738	
Ashurst New Forest (ANF)	d		1642												1742	
Totton (TTN)	d		1647												1747	
Redbridge (RDB)	d	1639												1740		
Millbrook (Hants) (MBK)	d	1643												1744		
Southampton Central (SOU)	a	1645	1653		←	1708		1723					1746	1753		←
Southampton Central (SOU)	d	1659	1655		1659	1715		1725					1759	1755		1759
St Denys (SDN)	d	→			1704								→			1804
Swaythling (SWG)	d				1707											1807
Southampton Airport Parkwy (SOA) ↔	d		1703		1710	1723		1733							1803	1810
Portsmouth Harbour (PMH)	☞ d	1617											1717			
Portsmouth & Southsea (PMS)	d	1622											1722			
Fratton (FTN)	d	1626											1726			
Hilsea (HLS)	d	1630											1730			
Cosham (CSA)	d	1635											1735			
Portchester (PTC)	d	1640											1740			
Fareham (FRM)	d	1646											1746			
Botley (BOE)	d	1653											1753			
Hedge End (HDE)	d	1658											1758			
Eastleigh (ESL)	3 a	1704	1706	←	1714								1804	1806	←	1814
Eastleigh (ESL)	3 d	1711	1707	1711	1715								1811	1807	1811	1815
Chandlers Ford (CFR)	d	→			1720								→			1820
Romsey (ROM)	a				1728											1828
Shawford (SHW)	d				1717											1817
Winchester (WIN)	d		1717	1723		1731		1742						1817	1823	
Micheldever (MIC)	d			1732											1832	
Basingstoke (BSK)	a		1733	1742		1747		1758						1833	1842	
Reading (RDG)	7 a					1805										
Fleet (FLE)	a															
Farnborough (Main) (FNB)	a				1757											1857
Woking (WOK)	a		1753	1808				1818						1853	1908	
Clapham Junction (CLJ)	10 a		1814	1829				1839						1915	1928	
London Waterloo (WAT)	↻ 15 a		1825	1839				1849						1925	1939	

NOTES (see introductory pages for explanation of train operator codes and standard symbols)

- a Arrival time
- d Departure time
- A From Salisbury
- B To Manchester Piccadilly
- F To Bristol Temple Meads

Weymouth, Bournemouth, Yarmouth (IOW), Lymington, Southampton, Portsmouth and Fareham to Winchester and London

Sundays from 22 September

Operator	XC B 1 ◇	SW □	SW □	SW □ ⚓	SW □	SW □	SW A □	SW □	SW □	SW □	SW A □	XC B 1 ◇	SW □	SW □	GW F	SW □ ⚓	SW □
Days of operation/Notes 1st Class/Reservations/Bus/Ferry Catering facilities																	
Weymouth (WEY)	d		1645											1745	1753		
Upwey (UPW)	d		1649											1749	1758		
Dorchester West (DCW)	a														1806		
Dorchester South (DCH)	d		1657											1757			
Moreton (Dorset) (MTN)	d		1704											1804			
Wool (WOO)	d		1710											1810			
Wareham (WRM)	d		1718											1818			
Holton Heath (HOL)	d																
Hamworthy (HAM)	d		1725											1825			
Poole (POO)	4 a		1730											1830			
Poole (POO)	4 d		1731					1753						1831			
Parkstone (Dorset) (PKS)	d		1735											1835			
Branksome (BSM)	d		1739											1839			
Bournemouth (BMH)	a		1745					1802						1845			
Bournemouth (BMH)	d	1740	1749					1804				1840		1849			
Pokesdown (POK)	d							1808									
Christchurch (CHR)	d							1812									
Hinton Admiral (HNA)	d							1817									
New Milton (NWM)	d		1800					1821						1900			
Sway (SWY)	d							1826									
Yarmouth (I.O.W.) (YMH)	⚓ d			1705												1805	
Lymington Pier (LYP)	⚓ a			1745												1845	
Lymington Pier (LYP)	d		1744			1814							1844				1914
Lymington Town (LYT)	d		1746			1816							1846				1916
Brockenhurst (BCU)	3 a	1754	1754	1807		1824				1831			1854	1907			1924
Brockenhurst (BCU)	3 d	1755		1808						1832				1908			
Beaulieu Road (BEU)	d									1838							
Ashurst New Forest (ANF)	d									1842							
Totton (TTN)	d									1847							
Redbridge (RDB)	d							1839									
Millbrook (Hants) (MBK)	d							1844									
Southampton Central (SOU)	a	1810		1823				1846	1853		←	1908		1923			
Southampton Central (SOU)	d	1815		1825				1859	1855		→	1859	1915	1925			
St Denys (SDN)	d									→		1904					
Swaythling (SWG)	d											1907					
Southampton Airport Parkwy (SOA)	← d	1823		1833						1903		1910	1923	1933			
Portsmouth Harbour (PMH)	⚓ d						1817										
Portsmouth & Southsea (PMS)	d						1822										
Fratton (FTN)	d						1826										
Hilsea (HLS)	d						1830										
Cosham (CSA)	d						1835										
Portchester (PTC)	d						1840										
Fareham (FRM)	d						1846										
Botley (BOE)	d						1853										
Hedge End (HDE)	d						1858										
Eastleigh (ESL)	3 a						1904		1906	←	1914						
Eastleigh (ESL)	3 d						1911		1907	1911	1915						
Chandlers Ford (CFR)	d						→				1920						
Romsey (ROM)	a										1928						
Shawford (SHW)	d									1917							
Winchester (WIN)	d	1831		1842					1917	1923		1931		1942			
Micheldever (MIC)	d									1932							
Basingstoke (BSK)	a	1846		1858					1933	1942		1946		1958			
Reading (RDG)	7 a	1905										2006					
Fleet (FLE)	a																
Farnborough (Main) (FNB)	a									1957							
Woking (WOK)	a			1918					1953	2008				2018			
Clapham Junction (CLJ)	10 a			1939					2015	2028				2039			
London Waterloo (WAT)	15 a			1949					2024	2039				2049			

NOTES (see introductory pages for explanation of train operator codes and standard symbols)

- a Arrival time
- d Departure time
- A From Salisbury
- B To Manchester Piccadilly
- F To Bristol Temple Meads

Weymouth, Bournemouth, Yarmouth (IOW), Lymington, Southampton, Portsmouth and Fareham to Winchester and London

Sundays from 22 September




























Operator	SW	SW A	SW	SW	SW A	XC G	SW	SW	SW	SW	SW	SW A	SW	SW	SW A	SW
Days of operation/Notes 1st Class/Reservations/Bus/Ferry	□	□	□	□	□	□◇	□	□	☞	□	□	□	□	□	□	□
Weymouth (WEY)	d							1845								
Upwey (UPW)	d							1849								
Dorchester West (DCW)	a															
Dorchester South (DCH)	d							1857								
Moreton (Dorset) (MTN)	d							1904								
Wool (WOO)	d							1910								
Wareham (WRM)	d							1918								
Holton Heath (HOL)	d															
Hamworthy (HAM)	d							1925								
Poole (POO)	4 a							1930								
Poole (POO)	4 d		1853					1931				1953				
Parkstone (Dorset) (PKS)	d							1935								
Branksome (BSM)	d							1939								
Bournemouth (BMH)	a		1902					1945				2002				
Bournemouth (BMH)	d		1904			1940		1949				2004				
Pokesdown (POK)	d		1908									2008				
Christchurch (CHR)	d		1912									2012				
Hinton Admiral (HNA)	d		1917									2017				
New Milton (NWM)	d		1921					2000				2021				
Sway (SWY)	d		1926									2026				
Yarmouth (I.O.W.) (YMH)	☞ d									1905						
Lymington Pier (LYP)	☞ a									1945						
Lymington Pier (LYP)	d						1944				2014					2044
Lymington Town (LYT)	d						1946				2016					2046
Brockenhurst (BCU)	3 a		1931				1954	2007			2024		2031			2054
Brockenhurst (BCU)	3 d		1932					2008					2032			
Beaulieu Road (BEU)	d		1938										2038			
Ashurst New Forest (ANF)	d		1942										2042			
Totton (TTN)	d		1947										2047			
Redbridge (RDB)	d	1939										2039				
Millbrook (Hants) (MBK)	d	1943										2043				
Southampton Central (SOU)	a	1945	1953		←	2008		2023				2045	2053		←	
Southampton Central (SOU)	d	1959	1955		1959	2015		2025				2059	2055		2059	
St Denys (SDN)	d	→			2004							→			2104	
Swaythling (SWG)	d				2007										2107	
Southampton Airport Parkway (SOA) ←	d		2003		2010	2023		2033					2103		2110	
Portsmouth Harbour (PMH)	☞ d	1917										2017				
Portsmouth & Southsea (PMS)	d	1922										2022				
Fratton (FTN)	d	1926										2026				
Hilsea (HLS)	d	1930										2030				
Cosham (CSA)	d	1935										2035				
Portchester (PTC)	d	1940										2040				
Fareham (FRM)	d	1946										2046				
Botley (BOE)	d	1953										2053				
Hedge End (HDE)	d	1958										2058				
Eastleigh (ESL)	3 a	2004	2006	←	2014							2104	2106	←	2114	
Eastleigh (ESL)	3 d	2011	2007	2011	2015							2111	2107	2111	2115	
Chandlers Ford (CFR)	d	→			2020							→			2120	
Romsey (ROM)	a				2028										2128	
Shawford (SHW)	d			2017										2117		
Winchester (WIN)	d		2017	2023		2031		2042					2117	2123		
Micheldever (MIC)	d			2032										2132		
Basingstoke (BSK)	a		2033	2042		2046		2058					2133	2142		
Reading (RDG)	7 a					2105										
Fleet (FLE)	a															
Farnborough (Main) (FNB)	a			2057										2157		
Woking (WOK)	a		2053	2108				2118					2153	2208		
Clapham Junction (CLJ)	10 a		2114	2128				2139					2214	2228		
London Waterloo (WAT)	☞ 15 a		2124	2139				2149					2224	2237		

NOTES (see introductory pages for explanation of train operator codes and standard symbols)

- a Arrival time
- d Departure time
- A From Salisbury
- G To Birmingham New Street

Weymouth, Bournemouth, Yarmouth (IOW), Lymington, Southampton, Portsmouth and Fareham to Winchester and London

Sundays from 22 September






Operator Days of operation/Notes 1st Class/Reservations/Bus/Ferry	SW	SW	SW	SW	SW	SW	SW	SW	SW	SW	SW	SW	SW	SW	SW	SW	
	 			A 			A 	F					H 		H 		
Weymouth (WEY)	d				1955				2011						2055	2155	
Upwey (UPW)	d				1959				2016						2059	2159	
Dorchester West (DCW)	a								2024								
Dorchester South (DCH)	d				2007										2107	2207	
Moreton (Dorset) (MTN)	d				2014										2114	2214	
Wool (WOO)	d				2020										2120	2220	
Wareham (WRM)	d				2028										2128	2228	
Holton Heath (HOL)	d																
Hamworthy (HAM)	d				2035										2135	2235	
Poole (POO)	4 a				2043										2143	2243	
Poole (POO)	4 d				2047										2148	2248	
Parkstone (Dorset) (PKS)	d				2051										2152	2252	
Branksome (BSM)	d				2055										2156	2256	
Bournemouth (BMH)	a				2101										2202	2302	
Bournemouth (BMH)	d				2104										2206	2306	
Pokesdown (POK)	d				2108										2210	2310	
Christchurch (CHR)	d				2112										2214	2314	
Hinton Admiral (HNA)	d				2117										2219	2319	
New Milton (NWM)	d				2122										2224	2324	
Sway (SWY)	d				2126										2228	2328	
Yarmouth (I.O.W.) (YMH)	 d	2005													2105		
Lymington Pier (LYP)	 a	2045													2145		
Lymington Pier (LYP)	d		2114						2144				2214				
Lymington Town (LYT)	d		2116						2146				2216				
Brockenhurst (BCU)	3 a		2124		2132				2154				2224		2234	2334	
Brockenhurst (BCU)	3 d				2133										2235	2335	
Beaulieu Road (BEU)	d				2138												
Ashurst New Forest (ANF)	d				2142										2243	2343	
Totton (TTN)	d				2147										2248	2348	
Redbridge (RDB)	d			2139										2235			
Millbrook (Hants) (MBK)	d			2143										2241			
Southampton Central (SOU)	a			2145	2153									2247	2253		2355
Southampton Central (SOU)	d			2159	2155			2159						2305	2255	2305	
St Denys (SDN)	d							2204								2310	
Swaythling (SWG)	d							2207								2313	
Southampton Airport Parkway (SOA)	 d				2203			2210							2303	2316	
Portsmouth Harbour (PMH)	 d			2117										2217			
Portsmouth & Southsea (PMS)	d			2122										2222			
Fratton (FTN)	d			2126										2226			
Hilsea (HLS)	d			2130										2230			
Cosham (CSA)	d			2135										2235			
Portchester (PTC)	d			2140										2240			
Fareham (FRM)	d			2146										2246			
Botley (BOE)	d			2153										2253			
Hedge End (HDE)	d			2158										2258			
Eastleigh (ESL)	3 a			2204	2206			2214						2304	2309	2320	
Eastleigh (ESL)	3 d			2211	2207	2211	2215								2311	2322	
Chandlers Ford (CFR)	d						2220									2327	
Romsey (ROM)	a						2231									2335	
Shawford (SHW)	d						2217								2317		
Winchester (WIN)	d				2217	2222									2323		
Micheldever (MIC)	d						2232								2332		
Basingstoke (BSK)	a				2234	2242									2342		
Reading (RDG)	7 a																
Fleet (FLE)	a																
Farnborough (Main) (FNB)	a						2257										
Woking (WOK)	a						2254	2308							0002		
Clapham Junction (CLJ)	10 a				2314	2328									0023		
London Waterloo (WAT)	 15 a				2324	2339									0033		

NOTES (see introductory pages for explanation of train operator codes and standard symbols)

- a Arrival time
- d Departure time
- A From Salisbury
- D Runs until 3 November
- F To Bristol Temple Meads
- H From Romsey

Weymouth, Bournemouth, Yarmouth (IOW), Lymington, Southampton, Portsmouth and Fareham to Winchester and London

Sundays from 22 September

1st Class/Reservations/Bus/Ferry	Operator	SW □	SW □
Weymouth (WEY)	d	2256	
Upwey (UPW)	d	2300	
Dorchester West (DCW)	a		
Dorchester South (DCH)	d	2308	
Moreton (Dorset) (MTN)	d	2315	
Wool (WOO)	d	2321	
Wareham (WRM)	d	2329	
Holton Heath (HOL)	d		
Hamworthy (HAM)	d	2336	
Poole (POO)	4 a	2341	
Poole (POO)	4 d	2349	
Parkstone (Dorset) (PKS)	d	2353	
Branksome (BSM)	d	2356	
Bournemouth (BMH)	a	0002	
Bournemouth (BMH)	d		
Pokesdown (POK)	d		
Christchurch (CHR)	d		
Hinton Admiral (HNA)	d		
New Milton (NWM)	d		
Sway (SWY)	d		
Yarmouth (I.O.W.) (YMH)	 d		
Lymington Pier (LYP)	 a		
Lymington Pier (LYP)	d		
Lymington Town (LYT)	d		
Brockenhurst (BCU)	3 a		
Brockenhurst (BCU)	3 d		
Beaulieu Road (BEU)	d		
Ashurst New Forest (ANF)	d		
Totton (TTN)	d		
Redbridge (RDB)	d		
Millbrook (Hants) (MBK)	d		
Southampton Central (SOU)	a		
Southampton Central (SOU)	d		
St Denys (SDN)	d		
Swaythling (SWG)	d		
Southampton Airport Parkwy (SOA)	 d		
Portsmouth Harbour (PMH)	 d	2317	
Portsmouth & Southsea (PMS)	d	2322	
Fratton (FTN)	d	2326	
Hilsea (HLS)	d	2330	
Cosham (CSA)	d	2335	
Portchester (PTC)	d	2340	
Fareham (FRM)	d	2346	
Botley (BOE)	d	2353	
Hedge End (HDE)	d	2358	
Eastleigh (ESL)	3 a	0004	
Eastleigh (ESL)	3 d		
Chandlers Ford (CFR)	d		
Romsey (ROM)	a		
Shawford (SHW)	d		
Winchester (WIN)	d		
Micheldever (MIC)	d		
Basingstoke (BSK)	a		
Reading (RDG)	7 a		
Fleet (FLE)	a		
Farnborough (Main) (FNB)	a		
Woking (WOK)	a		
Clapham Junction (CLJ)	10 a		
London Waterloo (WAT)	 15 a		

NOTES (see introductory pages for explanation of train operator codes and standard symbols)

- a Arrival time
d Departure time