

London to Winchester, Fareham, Portsmouth, Southampton, Lymington, Yarmouth (IOW), Bournemouth and Weymouth

**Mondays to Fridays until 20 September**

Operator	SW	SW	SW	SW	SW	SW	GW	SW	SW	SW	SW	SW	SW	SW	SW	SW	SW	SW
Days of operation/Notes	1	1	1	1	1	1	A	1	1	1	B	C	1	1	1	1	1	1
1st Class/Reservations/Bus/Ferry	1	1	1	1	1	1		1	1	1	1	1	1	1	1	1	1	1
London Waterloo (WAT) ⇄ 15 d													0530					
Clapham Junction (CLJ) 10 d													0537u					
Woking (WOK) d													0601					
Farnborough (Main) (FNB) d																		
Fleet (FLE) d																		
Reading (RDG) 7 d																		
Basingstoke (BSK) d														0621				
Micheldever (MIC) d																		
Winchester (WIN) d														0638				
Shawford (SHW) d														0642				
Romsey (ROM) d													0558					
Chandlers Ford (CFR) d													0606					
Eastleigh (ESL) 3 a													0611		0648			
Eastleigh (ESL) 3 d													0601	0612	0628	0649		0702
Hedge End (HDE) d													0607		0634			0708
Botley (BOE) d													0611		0638f			0712
Fareham (FRM) a													0619		0646			0720
Portchester (PTC) a													0625		0652			0726
Cosham (CSA) a													0630		0657			0730
Hilsea (HLS) a													0635		0702			0735
Fratton (FTN) a													0639		0706			0739
Portsmouth & Southsea (PMS) a													0642		0711			0743
Portsmouth Harbour (PMH) a													0646		0716			0748
Southampton Airport Parkwy (SOA) ⇄ d													0616		0653			
Swaythling (SWG) d													0618					
St Denys (SDN) d													0625e					
Southampton Central (SOU) a													0630		0700			
Southampton Central (SOU) d																		
Millbrook (Hants) (MBK) d																		0730
Redbridge (RDB) d																		0735
Totton (TTN) d																		0738
Ashurst New Forest (ANF) d																		0742
Beaulieu Road (BEU) d																		0747
Brockenhurst (BCU) 3 a																		0753
Brockenhurst (BCU) 3 d		0559	0615	0629		0641		0659							0718	0729		0757
Lymington Town (LYT) d		0607		0637				0707								0737		0807
Lymington Pier (LYP) a		0609		0639				0709								0739		0809
Lymington Pier (LYP) d					0655													
Yarmouth (I.O.W.) (YMH) a					0735													
Sway (SWY) d				0620		0646												
New Milton (NWM) d				0625		0651												0804
Hinton Admiral (HNA) d				0629		0655												
Christchurch (CHR) d				0634		0700												0811
Pokesdown (POK) d				0637		0703												
Bournemouth (BMH) a				0641		0707												0817
Bournemouth (BMH) d	0611			0644		0712												0818
Branksome (BSM) d	0616			0649		0717												0823
Parkstone (Dorset) (PKS) d	0619			0652		0720												0826
Poole (POO) 4 a	0623			0655		0724												0830
Poole (POO) 4 d	0624			0657		0725												0817
Hamworthy (HAM) d	0629			0702		0730												0822
Holton Heath (HOL) d	0633			0706		0734												0826
Wareham (WRM) d	0638			0711		0739												0831
Wool (WOO) d	0644			0717		0745												0837
Moreton (Dorset) (MTN) d	0650			0725		0751												0843
Dorchester South (DCH) d	0658			0733		0759												0851
Dorchester West (DCW) d								0808										
Upwey (UPW) d	0705			0739		0806	0817											0858
Weymouth (WEY) a	0709			0744		0810	0823											0902

Ferry services between Lymington and Yarmouth are operated by Wightlink. [www.wightlink.co.uk](http://www.wightlink.co.uk) or call 0333 999 7333

For the complete service between London and Basingstoke see table 152, and between Reading and Basingstoke table 120

For the complete service between Romsey and Southampton, also between Fareham and Portsmouth see table 156

NOTES (see introductory pages for explanation of train operator codes and standard symbols)

- a Arrival time
- d Departure time
- u Stops to pick up only
- e Arrives 4 minutes earlier
- f Calls from 29 July
- A From Westbury
- B From Salisbury to Salisbury
- C Also calls at Wimbledon 0543

London to Winchester, Fareham, Portsmouth, Southampton, Lymington, Yarmouth (IOW), Bournemouth and Weymouth

**Mondays to Fridays until 20 September**

Operator	SW	SW D	SW E	XC	SW	SW	SW	SW	SW	SW D	SW	SW F	XC G	SW	SW	GW H
Days of operation/Notes 1st Class/Reservations/Bus/Ferry Catering facilities																
London Waterloo (WAT)	15 d				0630					0703			0642	0735		
Clapham Junction (CLJ)	10 d				0637u					0710u			0649u			
Woking (WOK)	d		0620		0657					0730			0720	0800		
Farnborough (Main) (FNB)	d		0634										0734			
Fleet (FLE)	d		0639										0739			
Reading (RDG)	7 d												0752			
Basingstoke (BSK)	d		0700		0718					0750			0800	0811	0819	
Micheldever (MIC)	d		0710										0810			
Winchester (WIN)	d		0719		0735					0807			0820	0827	0836	0841
Shawford (SHW)	d				0740								0825		0845	
Romsey (ROM)	d	0707								0807						
Chandlers Ford (CFR)	d	0714								0814						
Eastleigh (ESL)	3 a	0720	0728		0745					0820			0830	0845	0851	
Eastleigh (ESL)	3 d	0721	0729		0746					0821			0831	0846	0851	
Hedge End (HDE)	d		0735										0837			
Botley (BOE)	d		0739										0841			
Fareham (FRM)	a		0747										0849			
Portchester (PTC)	a		0753										0855			
Cosham (CSA)	a		0757										0859			
Hilsea (HLS)	a		0803										0904			
Fratton (FTN)	a		0807										0908			
Portsmouth & Southsea (PMS)	a		0811										0912			
Portsmouth Harbour (PMH)	a		0815										0918			
Southampton Airport Parkwy (SOA)	d	0726			0750					0818	0825			0835	0850	0855
Swaythling (SWG)	d	0728									0827					
St Denys (SDN)	d	0731									0830					
Southampton Central (SOU)	a	0736			0757					0825	0835			0842	0857	0902
Southampton Central (SOU)	d	0738		0756	0759					0827	0837			0845	0859	0906
Millbrook (Hants) (MBK)	d	0741									0840					
Redbridge (RDB)	d	0745a									0843a					
Totton (TTN)	d				0804					0833						0911
Ashurst New Forest (ANF)	d				0809											0916
Beaulieu Road (BEU)	d				0813											
Brockenhurst (BCU)	3 a			0809	0819					0843				0912	0924	
Brockenhurst (BCU)	3 d			0810	0820	0829				0844		0859		0913	0925	
Lymington Town (LYT)	d					0837						0907				
Lymington Pier (LYP)	a					0839						0909				
Lymington Pier (LYP)	d	0815					0900									
Yarmouth (I.O.W.) (YMH)	a	0855					0940									
Sway (SWY)	d				0825					0849						0929
New Milton (NWM)	d				0830					0854						0934
Hinton Admiral (HNA)	d				0834					0858						0938
Christchurch (CHR)	d				0839					0903						0943
Pokesdown (POK)	d				0842					0906						0947
Bournemouth (BMH)	a			0824	0846					0910				0913	0928	0953
Bournemouth (BMH)	d				0848				0904	0912						0932
Branksome (BSM)	d				0853				0909	0917						0937
Parkstone (Dorset) (PKS)	d				0856				0912	0920						0940
Poole (POO)	4 a				0859				0916	0923						0943
Poole (POO)	4 d				0900				0917							0944
Hamworthy (HAM)	d				0905				0922							0949
Holton Heath (HOL)	d								0926							
Wareham (WRM)	d				0912				0931							0956
Wool (WOO)	d				0919				0937							1002
Moreton (Dorset) (MTN)	d				0925				0943							
Dorchester South (DCH)	d				0933				0951							1013
Dorchester West (DCW)	d															1018
Upwey (UPW)	d				0939				0958							1026
Weymouth (WEY)	a				0944				1002							1031

NOTES (see introductory pages for explanation of train operator codes and standard symbols)

- a Arrival time
- d Departure time
- u Stops to pick up only
- D To Salisbury
- E Also calls at Brookwood 0626, Winchfield 0645 and Hook 0649
- F Also calls at Surbiton 0700, Walton-On-Thames 0707, Weybridge 0711, Brookwood 0726, Winchfield 0745 and Hook 0749
- G From Birmingham New Street
- H From Bristol Temple Meads

London to Winchester, Fareham, Portsmouth, Southampton, Lymington, Yarmouth (IOW), Bournemouth and Weymouth

**Mondays to Fridays until 20 September**

Operator	SW	SW	SW	SW	SW	XC	SW	SW	SW	SW	SW	SW	SW	SW	SW	SW	SW
Days of operation/Notes	□	□	□	☐	D	J	□	□	□	□	□	□	□	□	□	□	□
1st Class/Reservations/Bus/Ferry	□	□	□	☐	□	☐	□	□	□	□	□	□	□	□	□	□	□
Catering facilities	□	□	□	☐	□	☐	□	□	□	□	□	□	□	□	□	□	□
London Waterloo (WAT)	15 d	0805					0808						0905				0909
Clapham Junction (CLJ)	10 d	0812u											0912u				
Woking (WOK)	d						0834			0900							0934
Farnborough (Main) (FNB)	d						0844										0944
Fleet (FLE)	d						0850										0950
Reading (RDG)	7 d								0853								
Basingstoke (BSK)	d	0849					0903		0911				0949				1003
Micheldever (MIC)	d						0913										1013
Winchester (WIN)	d	0906					0922		0927	0935			0949	1005			1022
Shawford (SHW)	d												0954				
Romsey (ROM)	d						0907										1007
Chandlers Ford (CFR)	d						0914										1014
Eastleigh (ESL)	3 a						0920	0930					0959				1020 1030
Eastleigh (ESL)	3 d						0921	0931					1004				1021 1031
Hedge End (HDE)	d							0937									1037
Botley (BOE)	d							0941									1041
Fareham (FRM)	a							0949									1049
Portchester (PTC)	a							0955									1055
Cosham (CSA)	a							0959									1059
Hilsea (HLS)	a							1004									1104
Fratton (FTN)	a							1008									1108
Portsmouth & Southsea (PMS)	a							1012									1112
Portsmouth Harbour (PMH)	a							1018									1118
Southampton Airport Parkwy (SOA)	4 d	0914					0925		0936	0944			1008	1014			1025
Swaythling (SWG)	d						0927										1027
St Denys (SDN)	d						0930										1030
Southampton Central (SOU)	a	0922					0937		0943	0951			1017	1022			1035
Southampton Central (SOU)	d	0925					0939		0945	0952			0956				1037
Millbrook (Hants) (MBK)	d						0942										1040
Redbridge (RDB)	d						0945a										1043a
Totton (TTN)	d												1001				
Ashurst New Forest (ANF)	d												1006				
Beaulieu Road (BEU)	d												1010				
Brockenhurst (BCU)	3 a	0939							0958	1006			1016	1039			
Brockenhurst (BCU)	3 d	0940	0942						0959	1007	1012	1017		1040	1042		
Lymington Town (LYT)	d		0950								1020				1050		
Lymington Pier (LYP)	a		0952								1022				1052		
Lymington Pier (LYP)	d						1000										1100
Yarmouth (I.O.W.) (YMH)	a						1040										1140
Sway (SWY)	d												1022				
New Milton (NWM)	d	0947											1027	1047			
Hinton Admiral (HNA)	d												1031				
Christchurch (CHR)	d	0954											1036	1054			
Pokesdown (POK)	d	0958											1039	1058			
Bournemouth (BMH)	a	1002						1013	1021				1044	1102			
Bournemouth (BMH)	d	1005	1010											1105	1110		
Branksome (BSM)	d		1015												1115		
Parkstone (Dorset) (PKS)	d		1018												1118		
Poole (POO)	4 a	1015	1022											1115	1122		
Poole (POO)	4 d	1016												1116			
Hamworthy (HAM)	d	1021												1121			
Holton Heath (HOL)	d	1025												1125			
Wareham (WRM)	d	1030								1050				1130			
Wool (WOO)	d	1036												1136			
Moreton (Dorset) (MTN)	d	1042												1142			
Dorchester South (DCH)	d	1050								1106				1150			
Dorchester West (DCW)	d																
Upwey (UPW)	d	1057												1157			
Weymouth (WEY)	a	1101								1117				1203			

NOTES (see introductory pages for explanation of train operator codes and standard symbols)

- a Arrival time
- d Departure time
- u Stops to pick up only
- D To Salisbury
- J From Manchester Piccadilly

London to Winchester, Fareham, Portsmouth, Southampton, Lymington, Yarmouth (IOW), Bournemouth and Weymouth

**Mondays to Fridays until 20 September**

Operator	XC	SW	SW	SW	SW	GW	SW	SW	SW	SW	SW	SW	XC	SW	SW	SW	SW
Days of operation/Notes	K	□	□	□	□	L	□	□	□	□	D	□	J	□	□	□	□
1st Class/Reservations/Bus/Ferry	◇	□	□	□	□		□	□	□	□	□	□	◇	□	□	□	□
Catering facilities	⚓												⚓				
London Waterloo (WAT)	15	d	0935					1005					1009				1035
Clapham Junction (CLJ)	10	d						1012u									
Woking (WOK)		d	1000										1034			1100	
Farnborough (Main) (FNB)		d											1044				
Fleet (FLE)		d											1050				
Reading (RDG)	7	d	0952											1052			
Basingstoke (BSK)		d	1011					1049					1103	1111			
Micheldever (MIC)		d											1113				
Winchester (WIN)		d	1027	1033			1049	1105					1122	1127	1133		1149
Shawford (SHW)		d					1054										1154
Romsey (ROM)		d										1107					
Chandlers Ford (CFR)		d										1114					
Eastleigh (ESL)	3	a					1059					1120	1130				1159
Eastleigh (ESL)	3	d					1100					1121	1131				1200
Hedge End (HDE)		d											1137				
Botley (BOE)		d											1141				
Fareham (FRM)		a											1149				
Portchester (PTC)		a											1155				
Cosham (CSA)		a											1159				
Hilsea (HLS)		a											1204				
Fratton (FTN)		a											1208				
Portsmouth & Southsea (PMS)		a											1212				
Portsmouth Harbour (PMH)	⚓	a											1218				
Southampton Airport Parkwy (SOA)	←	d	1035	1042			1105	1114				1125		1136	1142		1204
Swaythling (SWG)		d										1127					
St Denys (SDN)		d										1130					
Southampton Central (SOU)		a	1042	1049			1112	1122				1135		1143	1149		1212
Southampton Central (SOU)		d	1045	1051			1058	1124				1137		1145	1152		1156
Millbrook (Hants) (MBK)		d										1140					
Redbridge (RDB)		d										1143a					
Totton (TTN)		d					1104										1201
Ashurst New Forest (ANF)		d					1108										1206
Beaulieu Road (BEU)		d															1210
Brockenhurst (BCU)	3	a		1105			1116	1138						1205			1216
Brockenhurst (BCU)	3	d		1106	1112	1117		1139	1142					1206	1212	1217	
Lymington Town (LYT)		d					1120		1150						1220		
Lymington Pier (LYP)		a					1122		1152						1222		
Lymington Pier (LYP)	⚓	d										1200					
Yarmouth (I.O.W.) (YMH)	⚓	a										1240					
Sway (SWY)		d					1122										1222
New Milton (NWM)		d					1127	1146									1227
Hinton Admiral (HNA)		d					1131										1231
Christchurch (CHR)		d					1136	1153									1236
Pokesdown (POK)		d					1139	1157									1239
Bournemouth (BMH)		a	1114	1120			1144	1201						1213	1220		1244
Bournemouth (BMH)		d		1124				1205	1210								1224
Branksome (BSM)		d		1129					1215								1229
Parkstone (Dorset) (PKS)		d		1132					1218								1232
Poole (POO)	4	a		1136				1215	1222								1236
Poole (POO)	4	d		1137				1216									1237
Hamworthy (HAM)		d		1142				1221									1242
Holton Heath (HOL)		d						1225									
Wareham (WRM)		d		1149				1230									1249
Wool (WOO)		d						1236									
Moreton (Dorset) (MTN)		d						1242									
Dorchester South (DCH)		d		1205				1250									1305
Dorchester West (DCW)		d						1213									
Upwey (UPW)		d						1222	1257								
Weymouth (WEY)		a		1215				1227	1303								1315

NOTES (see introductory pages for explanation of train operator codes and standard symbols)

- a Arrival time
- d Departure time
- u Stops to pick up only
- D To Salisbury
- J From Manchester Piccadilly
- K From Nottingham
- L From Gloucester

London to Winchester, Fareham, Portsmouth, Southampton, Lymington, Yarmouth (IOW), Bournemouth and Weymouth

**Mondays to Fridays until 20 September**

Operator	SW	SW	SW	SW	SW	SW	XC	SW	SW	SW	SW	GW	SW	SW	SW	SW	SW
Days of operation/Notes 1st Class/Reservations/Bus/Ferry Catering facilities	□	□	□	☐	D	□	J	□	□	□	□	L	□	□	□	☐	D
London Waterloo (WAT)	15 d	1105				1109		1135						1205			
Clapham Junction (CLJ)	10 d	1112u												1212u			
Woking (WOK)	d					1134		1200									
Farnborough (Main) (FNB)	d					1144											
Fleet (FLE)	d					1150											
Reading (RDG)	7 d						1151										
Basingstoke (BSK)	d	1149				1203	1211							1248			
Micheldever (MIC)	d					1213											
Winchester (WIN)	d	1205				1222	1227	1233				1253		1305			
Shawford (SHW)	d											1258					
Romsey (ROM)	d				1207												1307
Chandlers Ford (CFR)	d				1214												1314
Eastleigh (ESL)	3 a				1220	1230						1303					1320
Eastleigh (ESL)	3 d				1221	1231						1304					1321
Hedge End (HDE)	d					1237											
Botley (BOE)	d					1241											
Fareham (FRM)	a					1249											
Portchester (PTC)	a					1255											
Cosham (CSA)	a					1259											
Hilsea (HLS)	a					1304											
Fratton (FTN)	a					1308											
Portsmouth & Southsea (PMS)	a					1312											
Portsmouth Harbour (PMH)	a					1318											
Southampton Airport Parkwy (SOA)	4 d	1214			1225		1241	1244				1308		1314			1325
Swaythling (SWG)	d				1227												1327
St Denys (SDN)	d				1230												1330
Southampton Central (SOU)	a	1222			1235		1248	1252				1317		1322			1335
Southampton Central (SOU)	d	1224			1237		1249	1253				1256		1324			1337
Millbrook (Hants) (MBK)	d				1240												1340
Redbridge (RDB)	d				1243a												1343a
Totton (TTN)	d											1302					
Ashurst New Forest (ANF)	d											1306					
Beaulieu Road (BEU)	d																
Brockenhurst (BCU)	3 a	1238						1308				1316		1338			
Brockenhurst (BCU)	3 d	1239	1242					1308	1312	1317				1339	1342		
Lymington Town (LYT)	d		1250						1320						1350		
Lymington Pier (LYP)	a		1252						1322						1352		
Lymington Pier (LYP)	d			1300													1400
Yarmouth (I.O.W.) (YMH)	a			1340													1440
Sway (SWY)	d											1322					
New Milton (NWM)	d	1246										1327		1346			
Hinton Admiral (HNA)	d											1331					
Christchurch (CHR)	d	1253										1336		1353			
Pokesdown (POK)	d	1257										1339		1357			
Bournemouth (BMH)	a	1301					1317	1323				1344		1401			
Bournemouth (BMH)	d	1305	1310						1326					1405	1410		
Branksome (BSM)	d		1315						1331					1415			
Parkstone (Dorset) (PKS)	d		1318						1334					1418			
Poole (POO)	4 a	1315	1322						1338					1415	1422		
Poole (POO)	4 d	1316							1339					1416			
Hamworthy (HAM)	d	1321							1344					1421			
Holton Heath (HOL)	d	1325												1425			
Wareham (WRM)	d	1330							1351					1430			
Wool (WOO)	d	1336												1436			
Moreton (Dorset) (MTN)	d	1342												1442			
Dorchester South (DCH)	d	1350							1407					1450			
Dorchester West (DCW)	d											1413					
Upwey (UPW)	d	1357										1422	1457				
Weymouth (WEY)	a	1403							1417			1427	1503				

NOTES (see introductory pages for explanation of train operator codes and standard symbols)

- a Arrival time
- d Departure time
- u Stops to pick up only
- D To Salisbury
- J From Manchester Piccadilly
- L From Gloucester

## London to Winchester, Fareham, Portsmouth, Southampton, Lymington, Yarmouth (IOW), Bournemouth and Weymouth

**Mondays to Fridays until 20 September**

Operator	SW	XC	SW	SW	SW	SW	SW	SW	SW	SW	SW	XC	SW	SW	SW	SW	
Days of operation/Notes	□	J	□	□	□	□	□	□	□	□	□	J	□	□	□	□	
1st Class/Reservations/Bus/Ferry	□	□◇	□	□	□	□	□	□	□	□	□	□◇	□	□	□	□	
Catering facilities	□	☰	□	□	□	□	□	□	□	☰	□	☰	□	□	□	□	
London Waterloo (WAT)	1209		1235										1309			1335	
Clapham Junction (CLJ)	1210																
Woking (WOK)	1234		1300										1334		1401		
Farnborough (Main) (FNB)	1244												1344				
Fleet (FLE)	1250												1350				
Reading (RDG)	1257		1251											1352			
Basingstoke (BSK)	1303	1311											1403	1411			
Micheldever (MIC)	1313												1413				
Winchester (WIN)	1322	1327	1333				1349	1405					1422	1427	1433	1449	
Shawford (SHW)							1354									1454	
Romsey (ROM)													1407				
Chandlers Ford (CFR)													1414				
Eastleigh (ESL)	1330						1359						1420	1430		1459	
Eastleigh (ESL)	1331						1400						1421	1431		1500	
Hedge End (HDE)	1337													1437			
Botley (BOE)	1341													1441			
Fareham (FRM)	1349													1449			
Portchester (PTC)	1355													1455			
Cosham (CSA)	1359													1459			
Hilsea (HLS)	1404													1504			
Fratton (FTN)	1408													1508			
Portsmouth & Southsea (PMS)	1412													1512			
Portsmouth Harbour (PMH)	1418													1518			
Southampton Airport Parkwy (SOA)		1336	1343				1405	1414					1425		1435	1442	1505
Swaythling (SWG)													1427				
St Denys (SDN)													1430				
Southampton Central (SOU)		1343	1350				1412	1422					1435		1442	1449	1515
Southampton Central (SOU)																	
Southampton Central (SOU)		1345	1352				1356						1437		1445	1451	1456
Millbrook (Hants) (MBK)													1440				
Redbridge (RDB)													1443a				
Totton (TTN)							1401										1501
Ashurst New Forest (ANF)							1406										1506
Beaulieu Road (BEU)							1410										
Brockenhurst (BCU)	1405						1416								1504		1516
Brockenhurst (BCU)	1406		1412	1417											1505	1512	1517
Lymington Town (LYT)							1420									1520	
Lymington Pier (LYP)							1422									1522	
Lymington Pier (LYP)													1500				
Yarmouth (I.O.W.) (YMH)													1540				
Sway (SWY)							1422										1522
New Milton (NWM)							1427										1527
Hinton Admiral (HNA)							1431										1531
Christchurch (CHR)							1436										1536
Pokesdown (POK)							1439										1539
Bournemouth (BMH)	1413	1421					1444								1513	1520	1544
Bournemouth (BMH)			1425														1524
Branksome (BSM)			1430														1529
Parkstone (Dorset) (PKS)			1433														1532
Poole (POO)	1437																1536
Poole (POO)	1438																1537
Hamworthy (HAM)	1443																1542
Holton Heath (HOL)																	
Wareham (WRM)			1449														1549
Wool (WOO)																	
Moreton (Dorset) (MTN)																	
Dorchester South (DCH)			1506														1605
Dorchester West (DCW)																	
Upwey (UPW)																	
Weymouth (WEY)			1516														1616

**NOTES** (see introductory pages for explanation of train operator codes and standard symbols)

- a Arrival time
- d Departure time
- u Stops to pick up only
- D To Salisbury
- J From Manchester Piccadilly



London to Winchester, Fareham, Portsmouth, Southampton, Lymington, Yarmouth (IOW), Bournemouth and Weymouth

**Mondays to Fridays until 20 September**

Operator	GW	SW	SW	SW	SW	SW	SW	XC	SW	SW	SW	SW	SW	SW	SW	SW	SW
Days of operation/Notes 1st Class/Reservations/Bus/Ferry Catering facilities	L	□	□	□	☞	D	□	J □◇ ⌘	□	□	□	□	□	□	□	☞	□
London Waterloo (WAT)	15 d		1405				1409		1435						1505		
Clapham Junction (CLJ)	10 d		1412u												1512u		
Woking (WOK)	d						1434		1500								
Farnborough (Main) (FNB)	d						1444										
Fleet (FLE)	d						1450										
Reading (RDG)	7 d							1450									
Basingstoke (BSK)	d		1449				1503	1511							1549		
Micheldever (MIC)	d						1513										
Winchester (WIN)	d		1505				1522	1527	1532				1549	1605			
Shawford (SHW)	d												1554				
Romsey (ROM)	d						1507										
Chandlers Ford (CFR)	d						1514										
Eastleigh (ESL)	3 a						1520	1530					1559				
Eastleigh (ESL)	3 d						1521	1531					1600				
Hedge End (HDE)	d							1537									
Botley (BOE)	d							1541									
Fareham (FRM)	a							1549									
Portchester (PTC)	a							1555									
Cosham (CSA)	a							1559									
Hilsea (HLS)	a							1604									
Fratton (FTN)	a							1608									
Portsmouth & Southsea (PMS)	a							1612									
Portsmouth Harbour (PMH)	☞ a							1618									
Southampton Airport Parkwy (SOA)	← d		1514				1525		1536	1541			1605	1614			
Swaythling (SWG)	d						1527										
St Denys (SDN)	d						1530										
Southampton Central (SOU)	a		1522				1536		1543	1549			1614	1621			←
Southampton Central (SOU)	d		1524				1537		1545	1551		1556		1626	1628		1628
Millbrook (Hants) (MBK)	d						1540										
Redbridge (RDB)	d						1543a										
Totton (TTN)	d												1601				1634
Ashurst New Forest (ANF)	d												1606				1639
Beaulieu Road (BEU)	d												1610				
Brockenhurst (BCU)	3 a		1538						1604				1616	1639			1647
Brockenhurst (BCU)	3 d		1539	1542					1605	1612	1626		1640	1644			1647
Lymington Town (LYT)	d			1550						1620				1652			
Lymington Pier (LYP)	a			1552						1622				1654			
Lymington Pier (LYP)	☞ d					1600										1700	
Yarmouth (I.O.W.) (YMH)	☞ a					1640										1740	
Sway (SWY)	d												1631				1652
New Milton (NWM)	d		1546										1636				1657
Hinton Admiral (HNA)	d												1640				1701
Christchurch (CHR)	d		1553										1645				1706
Pokesdown (POK)	d		1557										1648				1709
Bournemouth (BMH)	a		1601					1613	1620		1653		1701				1713
Bournemouth (BMH)	d		1605	1610									1624		1702		1715
Branksome (BSM)	d			1615									1629		1708		
Parkstone (Dorset) (PKS)	d			1618									1632		1711		
Poole (POO)	4 a		1615	1622									1636		1716		1724
Poole (POO)	4 d		1616										1637		1717		
Hamworthy (HAM)	d		1621										1642		1722		
Holton Heath (HOL)	d		1625												1726		
Wareham (WRM)	d		1630							1649					1730		
Wool (WOO)	d		1636							1655					1737		
Moreton (Dorset) (MTN)	d		1642												1743		
Dorchester South (DCH)	d		1650						1706						1751		
Dorchester West (DCW)	d	1613															
Upwey (UPW)	d	1622	1657												1757		
Weymouth (WEY)	a	1627	1703						1715						1802		

NOTES (see introductory pages for explanation of train operator codes and standard symbols)

- a Arrival time
- d Departure time
- u Stops to pick up only
- D To Salisbury
- J From Manchester Piccadilly
- L From Gloucester

London to Winchester, Fareham, Portsmouth, Southampton, Lymington, Yarmouth (IOW), Bournemouth and Weymouth

**Mondays to Fridays until 20 September**

Operator	SW D	SW	XC J	SW	SW	SW	SW	SW	SW M	GW L	SW	SW	SW	SW	SW	SW D	SW
Days of operation/Notes 1st Class/Reservations/Bus/Ferry Catering facilities	□	□	□◇ ⌘	□	□	□	□	□	□		□	□	□	☰	□	□	□
London Waterloo (WAT)	15 d	1509		1535					1512		1605						1609
Clapham Junction (CLJ)	10 d								1519u		1612u						
Woking (WOK)	d	1534		1600					1549								1634
Farnborough (Main) (FNB)	d	1544							1603								1644
Fleet (FLE)	d	1550							1608								1650
Reading (RDG)	7 d		1552														
Basingstoke (BSK)	d	1603	1613						1629		1648						1703
Micheldever (MIC)	d	1613															1713
Winchester (WIN)	d	1622	1628	1633				1639	1645		1705						1722
Shawford (SHW)	d							1644									
Romsey (ROM)	d	1607															1707
Chandlers Ford (CFR)	d	1614															1714
Eastleigh (ESL)	3 a	1620	1630					1649	1653								1720 1730
Eastleigh (ESL)	3 d	1621	1631					1650	1654								1721 1731
Hedge End (HDE)	d		1637						1701								1737
Botley (BOE)	d		1641						1705								1741
Fareham (FRM)	a		1649						1718								1749
Portchester (PTC)	a		1655						1724								1755
Cosham (CSA)	a		1659						1728								1759
Hilsea (HLS)	a		1704														1804
Fratton (FTN)	a		1708						1738								1808
Portsmouth & Southsea (PMS)	a		1712						1742								1812
Portsmouth Harbour (PMH)	a		1718						1747								1820
Southampton Airport Parkwy (SOA)	d	1625		1637	1642				1654		1714						1725
Swaythling (SWG)	d	1627							1657								1727
St Denys (SDN)	d	1630							1700								1730
Southampton Central (SOU)	a	1635		1645	1649			1705			1721						1735
Southampton Central (SOU)	d	1637		1647	1653 1656			1656	1713		1725 1728					1728	1737
Millbrook (Hants) (MBK)	d	1640															1740
Redbridge (RDB)	d	1643a							1717								1743a
Totton (TTN)	d							1702	1720								1733
Ashurst New Forest (ANF)	d							1707									1738
Beaulieu Road (BEU)	d							1711									
Brockenhurst (BCU)	3 a			1710				1717	1731		1738						1746
Brockenhurst (BCU)	3 d			1711		1714	1718	1731			1739	1744					1746
Lymington Town (LYT)	d					1722						1752					
Lymington Pier (LYP)	a					1724						1754					
Lymington Pier (LYP)	d													1800			
Yarmouth (I.O.W.) (YMH)	a													1840			
Sway (SWY)	d							1722									1751
New Milton (NWM)	d							1727	1738								1756
Hinton Admiral (HNA)	d							1731									1800
Christchurch (CHR)	d							1736	1745								1805
Pokesdown (POK)	d							1740									1808
Bournemouth (BMH)	a			1721	1726			1744	1752		1755						1812
Bournemouth (BMH)	d			1728				1745				1757					1814
Branksome (BSM)	d			1733				1750				1802					1819
Parkstone (Dorset) (PKS)	d			1736				1753				1805					1822
Poole (POO)	4 a			1739				1757				1809					1825
Poole (POO)	4 d			1740								1810					
Hamworthy (HAM)	d			1745								1815					
Holton Heath (HOL)	d											1819					
Wareham (WRM)	d			1752								1824					
Wool (WOO)	d			1758								1830					
Moreton (Dorset) (MTN)	d											1841c					
Dorchester South (DCH)	d			1809								1849					
Dorchester West (DCW)	d										1814						
Upwey (UPW)	d										1822	1855					
Weymouth (WEY)	a			1818							1827	1902					

NOTES (see introductory pages for explanation of train operator codes and standard symbols)

- a Arrival time
- d Departure time
- u Stops to pick up only
- c Arrives 5 minutes earlier
- D To Salisbury
- J From Manchester Piccadilly
- L From Gloucester
- M Also calls at Surbiton 1530, Walton-On-Thames 1537, Weybridge 1541, Brookwood 1555, Winchfield 1614 and Hook 1618



London to Winchester, Fareham, Portsmouth, Southampton, Lymington, Yarmouth (IOW), Bournemouth and Weymouth

**Mondays to Fridays until 20 September**







Operator	XC	SW	SW	SW	SW	SW	SW	SW	GW	SW	SW	SW	SW	SW	XC	SW	SW	SW
Days of operation/Notes	J	□	□	□	TWX	□	N	L	□	□	□	D	□	J	□	□	□	
1st Class/Reservations/Bus/Ferry Catering facilities	◇	□	□	□	⚓	□	□	□	□	□	□	□	□	◇	□	□	□	
London Waterloo (WAT)	15	d																
Clapham Junction (CLJ)	10	d																
Woking (WOK)		d																
Farnborough (Main) (FNB)		d																
Fleet (FLE)		d																
Reading (RDG)	7	d	1652															
Basingstoke (BSK)		d	1711	1719														
Micheldever (MIC)		d																
Winchester (WIN)		d	1727	1735														
Shawford (SHW)		d																
Romsey (ROM)		d																
Chandlers Ford (CFR)		d																
Eastleigh (ESL)	3	a																
Eastleigh (ESL)	3	d																
Hedge End (HDE)		d																
Botley (BOE)		d																
Fareham (FRM)		a																
Portchester (PTC)		a																
Cosham (CSA)		a																
Hilsea (HLS)		a																
Fratton (FTN)		a																
Portsmouth & Southsea (PMS)		a																
Portsmouth Harbour (PMH)		a																
Southampton Airport Parkwy (SOA)		d	1736	1744														
Swaythling (SWG)		d																
St Denys (SDN)		d																
Southampton Central (SOU)		a	1743	1751														
Southampton Central (SOU)		d	1745	1755 1758														
Millbrook (Hants) (MBK)		d																
Redbridge (RDB)		d																
Totton (TTN)		d																
Ashurst New Forest (ANF)		d																
Beaulieu Road (BEU)		d																
Brockenhurst (BCU)	3	a																
Brockenhurst (BCU)	3	d																
Lymington Town (LYT)		d																
Lymington Pier (LYP)		a																
Lymington Pier (LYP)		d																
Yarmouth (I.O.W.) (YMH)		a																
Sway (SWY)		d																
New Milton (NWM)		d																
Hinton Admiral (HNA)		d																
Christchurch (CHR)		d																
Pokesdown (POK)		d																
Bournemouth (BMH)		a	1817	1824														
Bournemouth (BMH)		d																
Branksome (BSM)		d																
Parkstone (Dorset) (PKS)		d																
Poole (POO)	4	a																
Poole (POO)	4	d																
Hamworthy (HAM)		d																
Holton Heath (HOL)		d																
Wareham (WRM)		d																
Wool (WOO)		d																
Moreton (Dorset) (MTN)		d																
Dorchester South (DCH)		d																
Dorchester West (DCW)		d																
Upwey (UPW)		d																
Weymouth (WEY)		a																

NOTES (see introductory pages for explanation of train operator codes and standard symbols)

- a Arrival time
- d Departure time
- u Stops to pick up only
- D To Salisbury
- J From Manchester Piccadilly
- L From Gloucester
- N Also calls at Surbiton 1630, Walton-On-Thames 1637, Weybridge 1641, Brookwood 1657, Winchfield 1716 and Hook 1720
- TWX Not Tuesdays and Wednesdays

## London to Winchester, Fareham, Portsmouth, Southampton, Lymington, Yarmouth (IOW), Bournemouth and Weymouth

### Mondays to Fridays until 20 September

Operator Days of operation/Notes 1st Class/Reservations/Bus/Ferry Catering facilities	SW	SW	GW	SW	SW	SW	SW	SW	XC	SW	SW	SW	SW	SW	SW	SW	SW	SW
		P	L	□	□	□	D	□	J	□	□	□	MFO	□	□	□	□	□
London Waterloo (WAT)		15	d		1720													1905
Clapham Junction (CLJ)		10	d															1912u
Woking (WOK)			d		1745													
Farnborough (Main) (FNB)			d		1758													
Fleet (FLE)			d		1804													
Reading (RDG)		7	d															
Basingstoke (BSK)			d		1824													1948
Micheldever (MIC)			d		1834													
Winchester (WIN)			d		1844													1949
Shawford (SHW)			d		1848													1954
Romsey (ROM)			d															
Chandlers Ford (CFR)			d															
Eastleigh (ESL)		3	a		1854													1959
Eastleigh (ESL)		3	d		1855													2000
Hedge End (HDE)			d															
Botley (BOE)			d															
Fareham (FRM)			a															
Portchester (PTC)			a															
Cosham (CSA)			a															
Hilsea (HLS)			a															
Fratton (FTN)			a															
Portsmouth & Southsea (PMS)			a															
Portsmouth Harbour (PMH)			a															
Southampton Airport Parkwy (SOA)			d		1859													2004
Swaythling (SWG)			d		1902													2007
St Denys (SDN)			d		1905													2010
Southampton Central (SOU)			a		1916													2015
Southampton Central (SOU)			d															2025
Millbrook (Hants) (MBK)			d															2028
Redbridge (RDB)			d															
Totton (TTN)			d															2033
Ashurst New Forest (ANF)			d															2038
Beaulieu Road (BEU)			d															
Brockenhurst (BCU)		3	a															2039
Brockenhurst (BCU)		3	d															2046
Lymington Town (LYT)			d															2048
Lymington Pier (LYP)			a															2056
Lymington Pier (LYP)		2000	d															2058
Yarmouth (I.O.W.) (YMH)		2040	a															
Sway (SWY)			d															2051
New Milton (NWM)			d															2056
Hinton Admiral (HNA)			d															2100
Christchurch (CHR)			d															2105
Pokesdown (POK)			d															2108
Bournemouth (BMH)			a															2112
Bournemouth (BMH)			d															2114
Branksome (BSM)			d															2119
Parkstone (Dorset) (PKS)			d															2122
Poole (POO)		4	a															2125
Poole (POO)		4	d															2125
Hamworthy (HAM)			d															2110
Holton Heath (HOL)			d															2115
Wareham (WRM)			d															2122
Wool (WOO)			d															2129
Moreton (Dorset) (MTN)			d															2137
Dorchester South (DCH)			d															2145
Dorchester West (DCW)			d															
Upwey (UPW)			d															2151
Weymouth (WEY)			a															2157

**NOTES** (see introductory pages for explanation of train operator codes and standard symbols)

- a Arrival time
- d Departure time
- u Stops to pick up only
- D To Salisbury
- J From Manchester Piccadilly
- L From Gloucester
- P Also calls at Brookwood 1751, Winchfield 1809 and Hook 1814
- MFO Mondays and Fridays only

## London to Winchester, Fareham, Portsmouth, Southampton, Lymington, Yarmouth (IOW), Bournemouth and Weymouth

### Mondays to Fridays until 20 September

Operator	SW	SW	XC	SW	SW	SW	SW	SW	SW	SW	SW	XC	GW	SW	SW	SW	GW
Days of operation/Notes 1st Class/Reservations/Bus/Ferry Catering facilities	D	□	J	□	□	□	□	□	□	□	D	J	H	□	□	□	Q
	□	□	□	□	□	□	□	□	□	□	□	□	□	□	□	□	□
London Waterloo (WAT)	15 d	1909		1935					2005			2009			2035		
Clapham Junction (CLJ)	10 d								2012u								
Woking (WOK)	d	1934		2000								2034		2100			
Farnborough (Main) (FNB)	d	1944										2044					
Fleet (FLE)	d	1949										2050					
Reading (RDG)	7 d		1950										2049				
Basingstoke (BSK)	d	2002	2011						2049			2103	2112				
Micheldever (MIC)	d	2012										2113					
Winchester (WIN)	d	2022	2027	2033				2049	2105			2122	2127	2133			
Shawford (SHW)	d	2027						2054				2127					
Romsey (ROM)	d	2007									2107						
Chandlers Ford (CFR)	d	2014									2114						
Eastleigh (ESL)	3 a	2020	2033					2059			2120	2133					
Eastleigh (ESL)	3 d	2021	2034					2103			2121	2133					2209
Hedge End (HDE)	d		2040									2140					
Botley (BOE)	d		2044									2144					
Fareham (FRM)	a		2052									2151					
Portchester (PTC)	a		2058									2157					
Cosham (CSA)	a		2103									2202					
Hilsea (HLS)	a		2108									2209					
Fratton (FTN)	a		2112									2213					
Portsmouth & Southsea (PMS)	a		2115									2217					
Portsmouth Harbour (PMH)	a		2119									2221					
Southampton Airport Parkwy (SOA)	4 d	2025		2036	2042			2107	2114		2125		2137	2142			2213
Swaythling (SWG)	d	2027									2127						
St Denys (SDN)	d	2030						2113			2130						
Southampton Central (SOU)	a	2035		2043	2049			2118	2121		2135		2144	2150			2221
Southampton Central (SOU)	d	2037		2045	2051	2056			2125		2137		2146	2152	2156		2222
Millbrook (Hants) (MBK)	d	2040									2140						
Redbridge (RDB)	d	2043a									2143a						
Totton (TTN)	d				2101				2130							2201	
Ashurst New Forest (ANF)	d				2106											2206	
Beaulieu Road (BEU)	d															2210	
Brockenhurst (BCU)	3 a			2104	2116			2141						2205	2216		
Brockenhurst (BCU)	3 d			2105	2117	2118		2142	2148					2206	2217	2218	
Lymington Town (LYT)	d					2126			2156							2226	
Lymington Pier (LYP)	a					2128			2158							2228	
Lymington Pier (LYP)	d																
Yarmouth (I.O.W.) (YMH)	a																
Sway (SWY)	d				2122			2146								2222	
New Milton (NWM)	d				2127			2151								2227	
Hinton Admiral (HNA)	d				2131			2155								2231	
Christchurch (CHR)	d				2136			2200								2236	
Pokesdown (POK)	d				2139			2204								2239	
Bournemouth (BMH)	a		2115	2120	2143			2208					2215	2220	2244		
Bournemouth (BMH)	d			2124												2224	
Branksome (BSM)	d			2129												2229	
Parkstone (Dorset) (PKS)	d			2132												2232	
Poole (POO)	4 a			2136												2236	
Poole (POO)	4 d			2137												2237	
Hamworthy (HAM)	d			2142												2242	
Holton Heath (HOL)	d																
Wareham (WRM)	d			2149												2249	
Wool (WOO)	d			2155												2255	
Moreton (Dorset) (MTN)	d			2201												2301	
Dorchester South (DCH)	d			2209												2309	
Dorchester West (DCW)	d													2255			
Upwey (UPW)	d			2216										2303	2316		
Weymouth (WEY)	a			2220										2308	2320		

**NOTES** (see introductory pages for explanation of train operator codes and standard symbols)

- a Arrival time
- d Departure time
- u Stops to pick up only
- D To Salisbury
- H From Bristol Temple Meads
- J From Manchester Piccadilly
- Q From Portsmouth Harbour to Bristol Temple Meads

London to Winchester, Fareham, Portsmouth, Southampton, Lymington, Yarmouth (IOW), Bournemouth and Weymouth

**Mondays to Fridays until 20 September**

Operator	SW	GW	SW	GW	SW	XC	SW	SW	SW	SW	SN	SW	XC	SW	SW	SW	SW	
Days of operation/Notes	□	R	D	R	□	J	□	□	□	D	S	□	J	□	□	□	□	
1st Class/Reservations/Bus/Ferry Catering facilities	□		□		□	□	□	□	□	□		□	□	□	□	□	SM T	
London Waterloo (WAT)	16 d	2105			2109		2135		2205			2208		2235	2305	2335	0105	
Clapham Junction (CLJ)	10 d	2112u							2212u			2215u			2312u	2344u	0115	
Woking (WOK)	d				2134		2200					2235		2300	2333	0004	0142	
Farnborough (Main) (FNB)	d				2144							2245				0015	0151s	
Fleet (FLE)	d				2150							2251				0020	0157s	
Reading (RDG)	7 d					2152							2249					
Basingstoke (BSK)	d	2149			2203	2211			2250			2304	2311		2353	0035	0209s	
Micheldever (MIC)	d				2213							2314			0003			
Winchester (WIN)	d	2205			2222	2227	2234		2306			2323	2327	2333	0012	0051	0226s	
Shawford (SHW)	d				2227							2328			0017			
Romsey (ROM)	d		2155	2207								2311						
Chandlers Ford (CFR)	d			2214								2318						
Eastleigh (ESL)	3 a		2219	2221	←	2234						2324		2339		0022	0059	0235s
Eastleigh (ESL)	3 d		2224	2222	→	2224	2235					2324	2330	2339		0023	0100	
Hedge End (HDE)	d				2230	2241								2346				
Botley (BOE)	d				2234	2245								2350				
Fareham (FRM)	a				2241	2253						2344		2357				
Portchester (PTC)	a					2259								0004				
Cosham (CSA)	a					2303						2352		0008				
Hilsea (HLS)	a					2309								0013				
Fratton (FTN)	a				2256	2313								0017				
Portsmouth & Southsea (PMS)	a				2259	2317								0021				
Portsmouth Harbour (PMH)	⚓ a				2304	2322								0025				
Southampton Airport Parkwy (SOA)	↔ d	2217		2226		2235	2243		2315	2328				2335	2342	0028	0105	0239s
Swaythling (SWG)	d			2228						2331								
St Denys (SDN)	d			2231						2334						0032s		0244s
Southampton Central (SOU)	a	2225		2236		2244	2250		2322	2340				2345	2349	0037	0112	0249
Southampton Central (SOU)	d	2226		2238		2245	2252		2324	2342				2353			0113	
Millbrook (Hants) (MBK)	d			2240						2344								
Redbridge (RDB)	d			2244a						2348a								
Totton (TTN)	d	2232								2329							0119s	
Ashurst New Forest (ANF)	d	2237								2334								
Beaulieu Road (BEU)	d																	
Brockenhurst (BCU)	3 a	2245					2305		2342					0006		0130s		
Brockenhurst (BCU)	3 d	2246					2306	2316	2343					0007				
Lymington Town (LYT)	d																	
Lymington Pier (LYP)	a																	
Lymington Pier (LYP)	⚓ d																	
Yarmouth (I.O.W.) (YMH)	⚓ a																	
Sway (SWY)	d	2250							2321	2347								
New Milton (NWM)	d	2255							2326	2352						0137s		
Hinton Admiral (HNA)	d	2259							2330	2356								
Christchurch (CHR)	d	2304							2335	0002						0144s		
Pokesdown (POK)	d	2308							2338	0006						0148s		
Bournemouth (BMH)	a	2312				2316	2320	2342	0010					0022		0152		
Bournemouth (BMH)	d							2324	2344						0024			
Branksome (BSM)	d							2329	2349						0029			
Parkstone (Dorset) (PKS)	d							2332	2352						0032			
Poole (POO)	4 a							2336	2355						0036			
Poole (POO)	4 d							2337										
Hamworthy (HAM)	d							2342										
Holton Heath (HOL)	d																	
Wareham (WRM)	d							2349										
Wool (WOO)	d							2355										
Moreton (Dorset) (MTN)	d							0002										
Dorchester South (DCH)	d							0010										
Dorchester West (DCW)	d																	
Upwey (UPW)	d							0016										
Weymouth (WEY)	a							0022										

NOTES (see introductory pages for explanation of train operator codes and standard symbols)

- a Arrival time
- d Departure time
- s Stops to set down only
- u Stops to pick up only
- D To Salisbury
- J From Manchester Piccadilly
- R From Cardiff Central to Portsmouth Harbour
- S From Southampton Central to Littlehampton
- T Also calls at Vauxhall 0109, Wimbledon 0120 and Surbiton 0128
- SM Saturday mornings

London to Winchester, Fareham, Portsmouth, Southampton, Lymington, Yarmouth (IOW), Bournemouth and Weymouth

**Mondays to Fridays from 23 September**

Operator	SW	SW	SW	SW	SW	SW	GW	SW	SW	SW	SW	SW	SW	SW	SW	SW
Days of operation/Notes	1	1	1	1	1	1	A	1	1	1	1	1	1	1	1	1
1st Class/Reservations/Bus/Ferry	1	1	1	1	1	1		1	1	1	1	1	1	1	1	1
London Waterloo (WAT) ⇄ 15 d														0530		
Clapham Junction (CLJ) 10 d														0537u		
Woking (WOK) d														0601		
Farnborough (Main) (FNB) d																
Fleet (FLE) d																
Reading (RDG) 7 d																
Basingstoke (BSK) d														0621		
Micheldever (MIC) d																
Winchester (WIN) d														0638		
Shawford (SHW) d														0642		
Romsey (ROM) d													0558			
Chandlers Ford (CFR) d													0606			
Eastleigh (ESL) 3 a													0611		0648	
Eastleigh (ESL) 3 d								0601		0612	0628	0649	0702			
Hedge End (HDE) d								0607			0634		0708			
Botley (BOE) d								0611			0638		0712			
Fareham (FRM) a								0619			0646		0720			
Portchester (PTC) a								0625			0652		0726			
Cosham (CSA) a								0630			0657		0730			
Hilsea (HLS) a								0635			0702		0735			
Fratton (FTN) a								0639			0706		0739			
Portsmouth & Southsea (PMS) a								0642			0711		0743			
Portsmouth Harbour (PMH) a								0646			0716		0748			
Southampton Airport Parkway (SOA) ⇄ d											0616		0653			
Swaythling (SWG) d											0618					
St Denys (SDN) d											0625					
Southampton Central (SOU) a											0630		0700			
Southampton Central (SOU) d							0617				0632		0702			0730
Millbrook (Hants) (MBK) d											0635					
Redbridge (RDB) d											0638a					0735
Totton (TTN) d							0623						0707			0738
Ashurst New Forest (ANF) d							0627									0742
Beaulieu Road (BEU) d																0747
Brockenhurst (BCU) 3 a							0635						0718			0753
Brockenhurst (BCU) 3 d		0559	0611	0629		0636				0659			0718		0729	0757
Lymington Town (LYT) d		0607		0637						0707					0737	
Lymington Pier (LYP) a		0609		0639						0709					0739	
Lymington Pier (LYP) d					0655											
Yarmouth (I.O.W.) (YMH) a					0735											
Sway (SWY) d			0616			0641							0723			
New Milton (NWM) d			0621			0646							0728			0804
Hinton Admiral (HNA) d			0625			0650							0732			
Christchurch (CHR) d			0631			0656							0738			0811
Pokesdown (POK) d			0634			0659							0741			
Bournemouth (BMH) a			0638			0703							0745			0817
Bournemouth (BMH) d	0606		0640			0707							0747			0804 0818
Branksome (BSM) d	0611		0645			0712							0752			0809 0823
Parkstone (Dorset) (PKS) d	0614		0648			0715							0755			0812 0826
Poole (POO) 4 a	0618		0651			0719							0758			0816 0830
Poole (POO) 4 d	0619		0652			0720							0759			0817
Hamworthy (HAM) d	0624		0657			0725							0804			0822
Holton Heath (HOL) d	0628		0701			0729							0808			0826
Wareham (WRM) d	0635		0707			0735							0813			0831
Wool (WOO) d	0642		0714			0742							0820			0838
Moreton (Dorset) (MTN) d	0648		0725c			0748							0826			0844
Dorchester South (DCH) d	0657		0733			0757							0834			0852
Dorchester West (DCW) d							0808									
Upwey (UPW) d	0704		0739			0804	0817						0840			0859
Weymouth (WEY) a	0709		0744			0810	0823						0846			0904

Ferry services between Lymington and Yarmouth are operated by Wightlink. [www.wightlink.co.uk](http://www.wightlink.co.uk) or call 0333 999 7333

For the complete service between London and Basingstoke see table 152, and between Reading and Basingstoke table 120

For the complete service between Romsey and Southampton, also between Fareham and Portsmouth see table 156

NOTES (see introductory pages for explanation of train operator codes and standard symbols)

- a Arrival time
- d Departure time
- u Stops to pick up only
- c Arrives 5 minutes earlier
- A From Westbury
- B From Salisbury to Salisbury
- C Also calls at Wimbledon 0543

London to Winchester, Fareham, Portsmouth, Southampton, Lymington, Yarmouth (IOW), Bournemouth and Weymouth

**Mondays to Fridays from 23 September**

Operator	SW	SW	SW	SW	XC	SW	SW	SW	SW	SW	SW	SW	XC	SW	SW	SW
Days of operation/Notes 1st Class/Reservations/Bus/Ferry Catering facilities	□	☰	D	E	◇	□	□	☰	□	□	D	F	G	□	□	□
London Waterloo (WAT)	15 d					0630						0703		0642		0735
Clapham Junction (CLJ)	10 d					0637u						0710u		0649u		
Woking (WOK)	d			0620		0657						0730		0720		0800
Farnborough (Main) (FNB)	d			0634										0734		
Fleet (FLE)	d			0639										0739		
Reading (RDG)	7 d													0752		
Basingstoke (BSK)	d			0700		0718						0750		0800	0811	0819
Micheldever (MIC)	d			0710										0810		
Winchester (WIN)	d			0719		0735						0807		0820	0827	0836
Shawford (SHW)	d					0740								0825		0841
Romsey (ROM)	d			0707								0807				
Chandlers Ford (CFR)	d			0714								0814				
Eastleigh (ESL)	3 a			0720	0728		0745					0820	0830			0845
Eastleigh (ESL)	3 d			0721	0729		0746					0821	0831			0846
Hedge End (HDE)	d				0735									0837		0851
Botley (BOE)	d				0739									0841		
Fareham (FRM)	a				0747									0849		
Portchester (PTC)	a				0753									0855		
Cosham (CSA)	a				0757									0859		
Hilsea (HLS)	a				0804									0904		
Fratton (FTN)	a				0808									0908		
Portsmouth & Southsea (PMS)	a				0812									0912		
Portsmouth Harbour (PMH)	☰ a				0818									0918		
Southampton Airport Parkwy (SOA)	← d			0726		0750						0818	0825		0835	0850
Swaythling (SWG)	d			0728									0827			0855
St Denys (SDN)	d			0731									0830			
Southampton Central (SOU)	a			0736		0757						0825	0835		0842	0857
Southampton Central (SOU)	d			0738		0756	0759					0827	0837		0845	0859
Millbrook (Hants) (MBK)	d			0741									0840			0906
Redbridge (RDB)	d			0745a									0843a			
Totton (TTN)	d					0804						0832				0911
Ashurst New Forest (ANF)	d					0809										0916
Beaulieu Road (BEU)	d					0813										
Brockenhurst (BCU)	3 a					0809	0819					0843				0912
Brockenhurst (BCU)	3 d	0759				0810	0820	0829				0844			0859	0913
Lymington Town (LYT)	d	0807						0837							0907	
Lymington Pier (LYP)	a	0809						0839							0909	
Lymington Pier (LYP)	☰ d		0815						0900							
Yarmouth (I.O.W.) (YMH)	☰ a		0855						0940							
Sway (SWY)	d					0825						0848				0929
New Milton (NWM)	d					0830						0853				0934
Hinton Admiral (HNA)	d					0834						0857				0938
Christchurch (CHR)	d					0840						0903				0943
Pokesdown (POK)	d					0843						0906				0947
Bournemouth (BMH)	a				0824	0847						0910		0913	0928	0953
Bournemouth (BMH)	d					0849					0904	0912				0931
Branksome (BSM)	d					0854					0909	0917				0936
Parkstone (Dorset) (PKS)	d					0857					0912	0920				0939
Poole (POO)	4 a					0900					0916	0923				0943
Poole (POO)	4 d					0901					0917					0944
Hamworthy (HAM)	d					0906					0922					0949
Holton Heath (HOL)	d										0926					
Wareham (WRM)	d					0913					0931					0955
Wool (WOO)	d					0920					0938					1002
Moreton (Dorset) (MTN)	d					0926					0944					
Dorchester South (DCH)	d					0934					0952					1013
Dorchester West (DCW)	d															
Upwey (UPW)	d					0940					0959					
Weymouth (WEY)	a					0946					1006					1023






NOTES (see introductory pages for explanation of train operator codes and standard symbols)

- a Arrival time
- d Departure time
- u Stops to pick up only
- D To Salisbury
- E Also calls at Brookwood 0626, Winchfield 0645 and Hook 0649
- F Also calls at Surbiton 0700, Walton-On-Thames 0707, Weybridge 0711, Brookwood 0726, Winchfield 0745 and Hook 0749
- G From Birmingham New Street



London to Winchester, Fareham, Portsmouth, Southampton, Lymington, Yarmouth (IOW), Bournemouth and Weymouth

**Mondays to Fridays from 23 September**

Operator Days of operation/Notes 1st Class/Reservations/Bus/Ferry Catering facilities	GW H	SW H	SW H	SW H	SW H	SW D	SW H	XC J H	SW H	SW H	SW H	SW H	SW H	SW H	SW H	SW H
London Waterloo (WAT)  d		0805					0808		0835						0905	
Clapham Junction (CLJ) d		0812u													0912u	
Woking (WOK) d							0834		0900							
Farnborough (Main) (FNB) d							0844									
Fleet (FLE) d							0850									
Reading (RDG) <b>7</b> d								0853								
Basingstoke (BSK) d		0849					0903	0911							0949	
Micheldever (MIC) d							0913									
Winchester (WIN) d		0906					0922	0927	0935				0949	1005		
Shawford (SHW) d													0954			
Romsey (ROM) d						0907										
Chandlers Ford (CFR) d						0914										
Eastleigh (ESL) <b>3</b> a						0920	0930						0959			
Eastleigh (ESL) <b>3</b> d						0921	0931						1004			
Hedge End (HDE) d							0937									
Botley (BOE) d							0941									
Fareham (FRM) a							0949									
Portchester (PTC) a							0955									
Cosham (CSA) a							0959									
Hilsea (HLS) a							1004									
Fratton (FTN) a							1008									
Portsmouth & Southsea (PMS) a							1012									
Portsmouth Harbour (PMH)  a							1018									
Southampton Airport Parkwy (SOA)  d		0914				0925		0936	0944				1008	1014		
Swaythling (SWG) d						0927										
St Denys (SDN) d						0930										
Southampton Central (SOU) a		0922				0937		0943	0951				1017	1022		
Southampton Central (SOU) d		0925				0939		0945	0952			0956		1025		
Millbrook (Hants) (MBK) d						0942										
Redbridge (RDB) d						0945a										
Totton (TTN) d												1001				
Ashurst New Forest (ANF) d												1006				
Beaulieu Road (BEU) d												1010				
Brockenhurst (BCU) <b>3</b> a		0939						0958	1006			1016		1039		
Brockenhurst (BCU) <b>3</b> d		0940	0942					0959	1007	1012	1017			1040	1042	
Lymington Town (LYT) d			0950							1020				1050		
Lymington Pier (LYP) a			0952							1022				1052		
Lymington Pier (LYP)  d						1000										1100
Yarmouth (I.O.W.) (YMH)  a						1040										1140
Sway (SWY) d												1022				
New Milton (NWM) d		0947										1027		1047		
Hinton Admiral (HNA) d												1031				
Christchurch (CHR) d		0955										1036		1055		
Pokesdown (POK) d		0959										1039		1059		
Bournemouth (BMH) a		1003						1013	1022			1044		1103		
Bournemouth (BMH) d		1006	1010											1106	1110	
Branksome (BSM) d			1015												1115	
Parkstone (Dorset) (PKS) d			1018												1118	
Poole (POO) <b>4</b> a		1016	1022											1116	1122	
Poole (POO) <b>4</b> d		1017												1117		
Hamworthy (HAM) d		1022												1122		
Holton Heath (HOL) d		1026												1126		
Wareham (WRM) d		1031							1051					1131		
Wool (WOO) d		1038												1138		
Moreton (Dorset) (MTN) d		1044												1144		
Dorchester South (DCH) d		1052							1108					1152		
Dorchester West (DCW) d	1018															
Upwey (UPW) d	1026	1059												1159		
Weymouth (WEY) a	1031	1104							1118					1206		

NOTES (see introductory pages for explanation of train operator codes and standard symbols)

- a Arrival time
- d Departure time
- u Stops to pick up only
- D To Salisbury
- H From Bristol Temple Meads
- J From Manchester Piccadilly

## London to Winchester, Fareham, Portsmouth, Southampton, Lymington, Yarmouth (IOW), Bournemouth and Weymouth

### Mondays to Fridays from 23 September






Operator	SW	SW	XC	SW	SW	SW	SW	GW	SW	SW	SW	SW	SW	XC	SW
Days of operation/Notes	D	I	K	I	I	I	I	L	I	I	I	I	I	J	I
1st Class/Reservations/Bus/Ferry Catering facilities	I	I	I	I	I	I	I		I	I	I	I	I	I	I
London Waterloo (WAT)	15	d		0909		0935				1005					1035
Clapham Junction (CLJ)	10	d								1012u					
Woking (WOK)		d		0934		1000								1034	1100
Farnborough (Main) (FNB)		d		0944										1044	
Fleet (FLE)		d		0950										1050	
Reading (RDG)	7	d		0952											1052
Basingstoke (BSK)		d		1003	1011					1049				1103	1111
Micheldever (MIC)		d		1013										1113	
Winchester (WIN)		d		1022	1027	1033			1049	1105				1122	1133
Shawford (SHW)		d							1054						
Romsey (ROM)		d		1007										1107	
Chandlers Ford (CFR)		d		1014										1114	
Eastleigh (ESL)	3	a		1020	1030				1059					1120	1130
Eastleigh (ESL)	3	d		1021	1031				1100					1121	1131
Hedge End (HDE)		d			1037										1137
Botley (BOE)		d			1041										1141
Fareham (FRM)		a			1049										1149
Portchester (PTC)		a			1055										1155
Cosham (CSA)		a			1059										1159
Hilsea (HLS)		a			1104										1204
Fratton (FTN)		a			1108										1208
Portsmouth & Southsea (PMS)		a			1112										1212
Portsmouth Harbour (PMH)		a			1118										1218
Southampton Airport Parkwy (SOA)	4	d		1025		1035	1042		1105	1114				1125	1136
Swaythling (SWG)		d		1027										1127	
St Denys (SDN)		d		1030										1130	
Southampton Central (SOU)		a		1035		1042	1049		1112	1122				1135	1149
Southampton Central (SOU)		d		1037		1045	1051		1058	1124				1137	1145
Millbrook (Hants) (MBK)		d		1040										1140	1152
Redbridge (RDB)		d		1043a										1143a	
Totton (TTN)		d							1104						
Ashurst New Forest (ANF)		d							1108						
Beaulieu Road (BEU)		d													
Brockenhurst (BCU)	3	a				1106		1116		1138					1205
Brockenhurst (BCU)	3	d				1106	1112	1117		1139	1142				1206
Lymington Town (LYT)		d					1120				1150				
Lymington Pier (LYP)		a					1122				1152				
Lymington Pier (LYP)		d										1200			
Yarmouth (I.O.W.) (YMH)		a										1240			
Sway (SWY)		d						1122							
New Milton (NWM)		d						1127		1146					
Hinton Admiral (HNA)		d						1131							
Christchurch (CHR)		d						1136		1154					
Pokesdown (POK)		d						1139		1158					
Bournemouth (BMH)		a			1114	1122		1144		1202					1213
Bournemouth (BMH)		d				1125				1206	1210				1225
Branksome (BSM)		d				1130					1215				1230
Parkstone (Dorset) (PKS)		d				1133					1218				1233
Poole (POO)	4	a				1137				1216	1222				1237
Poole (POO)	4	d				1138				1217					1238
Hamworthy (HAM)		d				1143				1222					1243
Holton Heath (HOL)		d								1226					
Wareham (WRM)		d				1150				1231					1250
Wool (WOO)		d								1238					
Moreton (Dorset) (MTN)		d								1244					
Dorchester South (DCH)		d				1207				1252					1307
Dorchester West (DCW)		d							1213						
Upwey (UPW)		d							1222	1259					
Weymouth (WEY)		a				1218			1227	1306					1317

NOTES (see introductory pages for explanation of train operator codes and standard symbols)

- a Arrival time
- d Departure time
- u Stops to pick up only
- D To Salisbury
- J From Manchester Piccadilly
- K From Nottingham
- L From Gloucester

## London to Winchester, Fareham, Portsmouth, Southampton, Lymington, Yarmouth (IOW), Bournemouth and Weymouth

**Mondays to Fridays from 23 September**

Operator	SW	SW	SW	SW	SW	SW	SW	SW	SW	XC	SW	SW	SW	SW	GW
Days of operation/Notes 1st Class/Reservations/Bus/Ferry Catering facilities	□	□	□	□	□	□	□	□	□	J ◇ ⌘	□	□	□	□	L
London Waterloo (WAT)  15 d					1105						1109			1135	
Clapham Junction (CLJ) 10 d					1112u										
Woking (WOK) d											1134		1200		
Farnborough (Main) (FNB) d											1144				
Fleet (FLE) d											1150				
Reading (RDG) 7 d												1151			
Basingstoke (BSK) d					1149						1203	1211			
Micheldever (MIC) d											1213				
Winchester (WIN) d				1149	1205						1222	1227	1233		1253
Shawford (SHW) d				1154											1258
Romsey (ROM) d											1207				
Chandlers Ford (CFR) d											1214				
Eastleigh (ESL) 3 a				1159							1220	1230			1303
Eastleigh (ESL) 3 d				1200							1221	1231			1304
Hedge End (HDE) d												1237			
Botley (BOE) d												1241			
Fareham (FRM) a												1249			
Portchester (PTC) a												1255			
Cosham (CSA) a												1259			
Hilsea (HLS) a												1304			
Fratton (FTN) a												1308			
Portsmouth & Southsea (PMS) a												1312			
Portsmouth Harbour (PMH)  a												1318			
Southampton Airport Parkwy (SOA)  d				1204	1214						1225	1241	1244		1308
Swaythling (SWG) d											1227				
St Denys (SDN) d											1230				
Southampton Central (SOU) a				1212	1222						1235	1248	1252		1317
Southampton Central (SOU) d			1156		1224						1237	1249	1253		1256
Millbrook (Hants) (MBK) d											1240				
Redbridge (RDB) d											1243a				
Totton (TTN) d			1201												1302
Ashurst New Forest (ANF) d			1206												1306
Beaulieu Road (BEU) d			1210												
Brockenhurst (BCU) 3 a			1216		1238							1308			1316
Brockenhurst (BCU) 3 d	1212	1217			1239	1242						1308	1312	1317	
Lymington Town (LYT) d	1220					1250							1320		
Lymington Pier (LYP) a	1222					1252							1322		
Lymington Pier (LYP)  d								1300							
Yarmouth (I.O.W.) (YMH)  a								1340							
Sway (SWY) d			1222												1322
New Milton (NWM) d			1227		1246										1327
Hinton Admiral (HNA) d			1231												1331
Christchurch (CHR) d			1236		1254										1336
Pokesdown (POK) d			1239		1258										1339
Bournemouth (BMH) a			1244		1302						1317	1324			1344
Bournemouth (BMH) d					1306	1310									1327
Branksome (BSM) d						1315									1332
Parkstone (Dorset) (PKS) d						1318									1335
Poole (POO) 4 a					1316	1322									1339
Poole (POO) 4 d					1317										1340
Hamworthy (HAM) d					1322										1345
Holton Heath (HOL) d					1326										
Wareham (WRM) d					1331										1352
Wool (WOO) d					1338										
Moreton (Dorset) (MTN) d					1344										
Dorchester South (DCH) d					1352								1409		
Dorchester West (DCW) d															1413
Upwey (UPW) d					1359										1422
Weymouth (WEY) a					1406										1427

**NOTES** (see introductory pages for explanation of train operator codes and standard symbols)

- a Arrival time
- d Departure time
- u Stops to pick up only
- D To Salisbury
- J From Manchester Piccadilly
- L From Gloucester

London to Winchester, Fareham, Portsmouth, Southampton, Lymington, Yarmouth (IOW), Bournemouth and Weymouth

**Mondays to Fridays from 23 September**

Operator	SW	SW	SW	SW	SW	XC	SW	SW	SW	SW	SW	SW	SW	SW	SW	SW
Days of operation/Notes 1st Class/Reservations/Bus/Ferry Catering facilities	□	□	□	☞	D	J	□	□	□	□	□	□	□	□	□	□
London Waterloo (WAT)	15 d	1205					1209		1235					1305		
Clapham Junction (CLJ)	10 d	1212u												1312u		
Woking (WOK)	d						1234		1300							
Farnborough (Main) (FNB)	d						1244									
Fleet (FLE)	d						1250									
Reading (RDG)	7 d							1251								
Basingstoke (BSK)	d	1248					1303	1311						1349		
Micheldever (MIC)	d						1313									
Winchester (WIN)	d	1305					1322	1327	1333				1349	1405		
Shawford (SHW)	d												1354			
Romsey (ROM)	d						1307									
Chandlers Ford (CFR)	d						1314									
Eastleigh (ESL)	3 a						1320	1330					1359			
Eastleigh (ESL)	3 d						1321	1331					1400			
Hedge End (HDE)	d							1337								
Botley (BOE)	d							1341								
Fareham (FRM)	a							1349								
Portchester (PTC)	a							1355								
Cosham (CSA)	a							1359								
Hilsea (HLS)	a							1404								
Fratton (FTN)	a							1408								
Portsmouth & Southsea (PMS)	a							1412								
Portsmouth Harbour (PMH)	☞ a							1418								
Southampton Airport Parkwy (SOA)	↔ d	1314					1325		1336	1343			1405	1414		
Swaythling (SWG)	d						1327									
St Denys (SDN)	d						1330									
Southampton Central (SOU)	a	1322					1335		1343	1350			1412	1422		
Southampton Central (SOU)	d	1324					1337		1345	1352			1356	1424		
Millbrook (Hants) (MBK)	d						1340									
Redbridge (RDB)	d						1343a									
Totton (TTN)	d												1401			
Ashurst New Forest (ANF)	d												1406			
Beaulieu Road (BEU)	d												1410			
Brockenhurst (BCU)	3 a	1338							1405				1416		1438	
Brockenhurst (BCU)	3 d	1339	1342						1406	1412	1417		1439	1442		
Lymington Town (LYT)	d		1350							1420				1450		
Lymington Pier (LYP)	a		1352							1422				1452		
Lymington Pier (LYP)	☞ d						1400								1500	1500
Yarmouth (I.O.W.) (YMH)	☞ a						1440								1540	1540
Sway (SWY)	d												1422			
New Milton (NWM)	d	1346											1427		1446	
Hinton Admiral (HNA)	d												1431			
Christchurch (CHR)	d	1354											1436		1454	
Pokesdown (POK)	d	1358											1439		1458	
Bournemouth (BMH)	a	1402						1413	1422				1444		1502	
Bournemouth (BMH)	d	1406	1410											1506	1510	
Branksome (BSM)	d		1415												1515	
Parkstone (Dorset) (PKS)	d		1418												1518	
Poole (POO)	4 a	1416	1422											1516	1522	
Poole (POO)	4 d	1417												1517		
Hamworthy (HAM)	d	1422												1522		
Holton Heath (HOL)	d	1426												1526		
Wareham (WRM)	d	1431							1450					1531		
Wool (WOO)	d	1438												1538		
Moreton (Dorset) (MTN)	d	1444												1544		
Dorchester South (DCH)	d	1452							1507					1552		
Dorchester West (DCW)	d															
Upwey (UPW)	d	1459												1559		
Weymouth (WEY)	a	1506							1518					1606		

NOTES (see introductory pages for explanation of train operator codes and standard symbols)

- a Arrival time
- d Departure time
- u Stops to pick up only
- D To Salisbury
- J From Manchester Piccadilly
- M Runs until 1 November
- N Runs from 4 November
- MFO Mondays and Fridays only

London to Winchester, Fareham, Portsmouth, Southampton, Lymington, Yarmouth (IOW), Bournemouth and Weymouth

**Mondays to Fridays from 23 September**






Operator	SW	SW	XC	SW	SW	SW	SW	GW	SW	SW	SW	SW	SW	XC	SW
Days of operation/Notes	D	□	J	□	□	□	□	L	□	□	□	□	D	□	□
1st Class/Reservations/Bus/Ferry	□	□	□◇	□	□	□	□		□	□	□	□	□	□◇	□
Catering facilities	□	□	☼	□	□	□	□		□	□	□	☼	□	□	□
London Waterloo (WAT)	15 d			1309						1405					1435
Clapham Junction (CLJ)	10 d									1412u					
Woking (WOK)	d			1334											1500
Farnborough (Main) (FNB)	d			1344											
Fleet (FLE)	d			1350											
Reading (RDG)	7 d				1352										1450
Basingstoke (BSK)	d			1403	1411					1449				1503	1511
Micheldever (MIC)	d			1413										1513	
Winchester (WIN)	d			1422	1427	1433			1449	1505				1522	1527 1532
Shawford (SHW)	d								1454						
Romsey (ROM)	d	1407											1507		
Chandlers Ford (CFR)	d	1414											1514		
Eastleigh (ESL)	3 a	1420	1430						1459				1520	1530	
Eastleigh (ESL)	3 d	1421	1431						1500				1521	1531	
Hedge End (HDE)	d													1537	
Botley (BOE)	d													1541	
Fareham (FRM)	a													1549	
Portchester (PTC)	a													1555	
Cosham (CSA)	a													1559	
Hilsea (HLS)	a													1604	
Fratton (FTN)	a													1608	
Portsmouth & Southsea (PMS)	a													1612	
Portsmouth Harbour (PMH)	a													1618	
Southampton Airport Parkwy (SOA)	4 d	1425		1435	1442				1505	1514			1525		1541
Swaythling (SWG)	d	1427											1527		
St Denys (SDN)	d	1430											1530		
Southampton Central (SOU)	a	1435		1442	1449				1515	1522			1536	1543	1549
Southampton Central (SOU)	d	1437		1445	1451		1456			1524			1537	1545	1551
Millbrook (Hants) (MBK)	d	1440											1540		
Redbridge (RDB)	d	1443a											1543a		
Totton (TTN)	d								1501						
Ashurst New Forest (ANF)	d								1506						
Beaulieu Road (BEU)	d														
Brockenhurst (BCU)	3 a				1504		1516			1538					1604
Brockenhurst (BCU)	3 d				1505	1512	1517			1539	1542				1605
Lymington Town (LYT)	d						1520				1550				
Lymington Pier (LYP)	a						1522				1552				
Lymington Pier (LYP)	d												1600		
Yarmouth (I.O.W.) (YMH)	a												1640		
Sway (SWY)	d						1522								
New Milton (NWM)	d						1527			1546					
Hinton Admiral (HNA)	d						1531								
Christchurch (CHR)	d						1536			1554					
Pokesdown (POK)	d						1539			1558					
Bournemouth (BMH)	a			1513	1521		1544			1602				1613	1621
Bournemouth (BMH)	d				1525					1606 1610					1625
Branksome (BSM)	d				1530					1615					1630
Parkstone (Dorset) (PKS)	d				1533					1618					1633
Poole (POO)	4 a				1537					1616 1622					1636
Poole (POO)	4 d				1538					1617					1637
Hamworthy (HAM)	d				1543					1622					1642
Holton Heath (HOL)	d									1626					
Wareham (WRM)	d					1550				1631					1649
Wool (WOO)	d									1638					1657
Moreton (Dorset) (MTN)	d									1644					
Dorchester South (DCH)	d				1607					1652					1708
Dorchester West (DCW)	d								1613						
Upwey (UPW)	d								1622	1659					
Weymouth (WEY)	a				1618				1627	1706					1720

NOTES (see introductory pages for explanation of train operator codes and standard symbols)

- a Arrival time
- d Departure time
- u Stops to pick up only
- D To Salisbury
- J From Manchester Piccadilly
- L From Gloucester

London to Winchester, Fareham, Portsmouth, Southampton, Lymington, Yarmouth (IOW), Bournemouth and Weymouth

**Mondays to Fridays from 23 September**

Operator	SW	SW	SW	SW	SW	SW	SW	SW	SW	SW	SW	SW	XC	SW	SW	SW	SW
Days of operation/Notes 1st Class/Reservations/Bus/Ferry Catering facilities	□	□	□	□	□	□	□	□	□	□	□	□	□	□	□	□	□
London Waterloo (WAT)  15 d					1505									1509			1535
Clapham Junction (CLJ) 10 d					1512u												
Woking (WOK) d														1534		1600	
Farnborough (Main) (FNB) d														1544			
Fleet (FLE) d														1550			
Reading (RDG) 7 d															1552		
Basingstoke (BSK) d					1549									1603	1613		
Micheldever (MIC) d														1613			
Winchester (WIN) d				1549	1605									1622	1628	1633	
Shawford (SHW) d				1554													
Romsey (ROM) d														1607			
Chandlers Ford (CFR) d														1614			
Eastleigh (ESL) 3 a				1559										1620	1630		
Eastleigh (ESL) 3 d				1600										1621	1631		
Hedge End (HDE) d															1637		
Botley (BOE) d															1641		
Fareham (FRM) a															1649		
Portchester (PTC) a															1655		
Cosham (CSA) a															1659		
Hilsea (HLS) a															1704		
Fratton (FTN) a															1708		
Portsmouth & Southsea (PMS) a															1712		
Portsmouth Harbour (PMH)  a															1718		
Southampton Airport Parkwy (SOA)  d				1605	1614									1625		1637	1642
Swaythling (SWG) d														1627			
St Denys (SDN) d														1630			
Southampton Central (SOU) a				1614	1621									1635		1645	1649
Southampton Central (SOU) d																	
Millbrook (Hants) (MBK) d		1556			1626	1628											
Redbridge (RDB) d																	
Totton (TTN) d		1601												1634			1702
Ashurst New Forest (ANF) d		1606												1639			1707
Beaulieu Road (BEU) d		1610															1711
Brockenhurst (BCU) 3 a		1616			1639											1710	1717
Brockenhurst (BCU) 3 d	1612	1626			1640	1644										1711	1714
Lymington Town (LYT) d	1620					1652											1722
Lymington Pier (LYP) a	1622					1654											1724
Lymington Pier (LYP)  d										1700	1700						
Yarmouth (I.O.W.) (YMH)  a										1740	1740						
Sway (SWY) d		1631												1652			1722
New Milton (NWM) d		1636												1657			1727
Hinton Admiral (HNA) d		1640												1701			1731
Christchurch (CHR) d		1645												1706			1737
Pokesdown (POK) d		1648												1709			1741
Bournemouth (BMH) a		1653			1701									1713		1721	1745
Bournemouth (BMH) d					1702									1715			1746
Branksome (BSM) d					1708												1751
Parkstone (Dorset) (PKS) d					1711												1754
Poole (POO) 4 a					1716									1725			1758
Poole (POO) 4 d					1717												1758
Hamworthy (HAM) d					1722												1758
Holton Heath (HOL) d					1726												1758
Wareham (WRM) d					1730												1758
Wool (WOO) d					1738												1758
Moreton (Dorset) (MTN) d					1744												1758
Dorchester South (DCH) d					1752												1809
Dorchester West (DCW) d																	
Upwey (UPW) d					1758												
Weymouth (WEY) a					1804												1820










NOTES (see introductory pages for explanation of train operator codes and standard symbols)

- a Arrival time
- d Departure time
- u Stops to pick up only
- D To Salisbury
- J From Manchester Piccadilly
- M Runs until 1 November
- N Runs from 4 November
- MFO Mondays and Fridays only



London to Winchester, Fareham, Portsmouth, Southampton, Lymington, Yarmouth (IOW), Bournemouth and Weymouth

**Mondays to Fridays from 23 September**

Operator	SW	SW P	GW L	SW	SW	SW	SW	SW	SW D	SW	XC J	SW	SW	SW	SW	SW TWX M
Days of operation/Notes	1	1		1	1	1	1	1		1	1	1	1	1	1	1
1st Class/Reservations/Bus/Ferry Catering facilities	1	1		1	1	1	1	1		1	1	1	1	1	1	1
London Waterloo (WAT)  15 d		1512		1605						1609		1635				
Clapham Junction (CLJ) 10 d		1519u		1612u												
Woking (WOK) d		1549								1634		1659u				
Farnborough (Main) (FNB) d		1603								1644						
Fleet (FLE) d		1608								1650						
Reading (RDG) 7 d											1652					
Basingstoke (BSK) d		1629		1648						1703	1711	1719				
Micheldever (MIC) d										1713						
Winchester (WIN) d	1639	1645		1705						1722	1727	1735				
Shawford (SHW) d	1644															
Romsey (ROM) d									1707							
Chandlers Ford (CFR) d									1714							
Eastleigh (ESL) 3 a	1649	1653							1720	1730						
Eastleigh (ESL) 3 d	1650	1654							1721	1731						
Hedge End (HDE) d		1701								1737						
Botley (BOE) d		1705								1741						
Fareham (FRM) a		1718								1749						
Portchester (PTC) a		1724								1755						
Cosham (CSA) a		1728								1759						
Hilsea (HLS) a										1804						
Fratton (FTN) a		1738								1808						
Portsmouth & Southsea (PMS) a		1742								1812						
Portsmouth Harbour (PMH)  a		1747								1820						
Southampton Airport Parkwy (SOA)  d	1654			1714					1725		1736	1744				
Swaythling (SWG) d	1657								1727							
St Denys (SDN) d	1700								1730							
Southampton Central (SOU) a	1705			1721					1735		1743	1751				
																
Southampton Central (SOU) d	1713			1725	1728				1728	1737	1745	1755	1758			1758
Millbrook (Hants) (MBK) d									1740							
Redbridge (RDB) d	1717								1743a							
Totton (TTN) d	1720								1733							1804
Ashurst New Forest (ANF) d									1738							1808
Beaulieu Road (BEU) d																1813
Brockenhurst (BCU) 3 a	1731			1738					1746			1809				1819
Brockenhurst (BCU) 3 d	1731			1739		1744			1746			1810		1814		1819
Lymington Town (LYT) d						1752								1822		
Lymington Pier (LYP) a						1754								1824		
Lymington Pier (LYP)  d							1800									1900
Yarmouth (I.O.W.) (YMH)  a							1840									1940
Sway (SWY) d									1751							1824
New Milton (NWM) d	1738								1756							1829
Hinton Admiral (HNA) d									1800							1833
Christchurch (CHR) d	1745								1806							1839
Pokesdown (POK) d									1809							1842
Bournemouth (BMH) a	1752			1755					1813		1817	1825				1846
Bournemouth (BMH) d				1757					1815			1827				
Branksome (BSM) d				1802					1820			1832				
Parkstone (Dorset) (PKS) d				1805					1823			1835				
Poole (POO) 4 a				1809					1826			1838				
Poole (POO) 4 d				1810								1839				
Hamworthy (HAM) d				1815								1844				
Holton Heath (HOL) d				1819												
Wareham (WRM) d				1824								1851				
Wool (WOO) d				1831								1858				
Moreton (Dorset) (MTN) d				1842c												
Dorchester South (DCH) d				1850								1909				
Dorchester West (DCW) d			1814													
Upwey (UPW) d			1822	1856												
Weymouth (WEY) a			1827	1905								1921				

**NOTES (see introductory pages for explanation of train operator codes and standard symbols)**

- a Arrival time
- d Departure time
- u Stops to pick up only
- c Arrives 5 minutes earlier
- D To Salisbury
- J From Manchester Piccadilly
- L From Gloucester
- M Runs until 1 November
- P Also calls at Surbiton 1530, Walton-On-Thames 1537, Weybridge 1541, Brookwood 1555, Winchfield 1614 and Hook 1618
- TWX Not Tuesdays and Wednesdays

London to Winchester, Fareham, Portsmouth, Southampton, Lymington, Yarmouth (IOW), Bournemouth and Weymouth

**Mondays to Fridays from 23 September**

Operator	SW	SW	SW	SW	SW	SW	SW	XC	SW	SW	SW	SW	SW	GW	SW	SW
Days of operation/Notes	MFO	Q				D		J					R	L		
1st Class/Reservations/Bus/Ferry Catering facilities																
London Waterloo (WAT)	15 d	1612	1705				1709		1735				1720		1805	
Clapham Junction (CLJ)	10 d	1619u														
Woking (WOK)	d	1652					1734						1745			
Farnborough (Main) (FNB)	d	1705					1744						1758			
Fleet (FLE)	d	1710					1750						1804			
Reading (RDG)	7 d							1752								
Basingstoke (BSK)	d	1730	1746				1803	1811	1817				1824		1846	
Micheldever (MIC)	d						1813						1834			
Winchester (WIN)	d	1750	1803				1822	1827	1833				1844		1903	
Shawford (SHW)	d	1754					1827						1848			
Romsey (ROM)	d					1807										
Chandlers Ford (CFR)	d					1814										
Eastleigh (ESL)	3 a	1800				1820	1833						1854			
Eastleigh (ESL)	3 d	1801				1821	1834						1855			
Hedge End (HDE)	d						1840									
Botley (BOE)	d						1844									
Fareham (FRM)	a						1852									
Portchester (PTC)	a						1858									
Cosham (CSA)	a						1902									
Hilsea (HLS)	a						1908									
Fratton (FTN)	a						1912									
Portsmouth & Southsea (PMS)	a						1915									
Portsmouth Harbour (PMH)	a						1921									
Southampton Airport Parkwy (SOA)	d	1805	1812			1825		1835	1842				1859		1911	
Swaythling (SWG)	d	1808				1827							1902			
St Denys (SDN)	d	1811				1830							1905			
Southampton Central (SOU)	a	1818	1819			1835		1842	1849				1916		1918	
Southampton Central (SOU)	d		1822	1825		1840		1845	1853	1856					1922	1925
Millbrook (Hants) (MBK)	d					1842										
Redbridge (RDB)	d					1846a										
Totton (TTN)	d			1831						1901						1930
Ashurst New Forest (ANF)	d			1835						1906						1935
Beaulieu Road (BEU)	d															
Brockenhurst (BCU)	3 a			1843				1858	1914							1943
Brockenhurst (BCU)	3 d			1844	1848			1859	1915	1918						1944
Lymington Town (LYT)	d				1856					1926						
Lymington Pier (LYP)	a				1858					1928						
Lymington Pier (LYP)	d	1900									2000					
Yarmouth (I.O.W.) (YMH)	a	1940									2040					
Sway (SWY)	d			1848						1919						1948
New Milton (NWM)	d			1853						1924						1953
Hinton Admiral (HNA)	d			1857						1928						1957
Christchurch (CHR)	d			1903						1934						2003
Pokesdown (POK)	d			1906						1938						2007
Bournemouth (BMH)	a		1850	1910				1913	1921	1942					1950	2011
Bournemouth (BMH)	d			1852	1912					1923	1943				1951	2012
Branksome (BSM)	d			1857	1917					1928	1948				1956	2017
Parkstone (Dorset) (PKS)	d			1900	1920					1931	1951				1959	2020
Poole (POO)	4 a			1903	1924					1934	1955				2003	2025
Poole (POO)	4 d			1904						1935					2004	
Hamworthy (HAM)	d			1909						1940					2009	
Holton Heath (HOL)	d			1913											2013	
Wareham (WRM)	d			1918						1947					2018	
Wool (WOO)	d			1925						1955					2025	
Moreton (Dorset) (MTN)	d			1936c											2031	
Dorchester South (DCH)	d			1944						2006					2039	
Dorchester West (DCW)	d													2027		
Upwey (UPW)	d			1950										2036	2046	
Weymouth (WEY)	a			1958						2019				2041	2053	

**NOTES (see introductory pages for explanation of train operator codes and standard symbols)**

- a Arrival time
- d Departure time
- u Stops to pick up only
- c Arrives 5 minutes earlier
- D To Salisbury
- J From Manchester Piccadilly
- L From Gloucester
- N Runs from 4 November
- Q Also calls at Surbiton 1630, Walton-On-Thames 1637, Weybridge 1641, Brookwood 1657, Winchfield 1716 and Hook 1720
- R Also calls at Brookwood 1751, Winchfield 1809 and Hook 1814
- MFO Mondays and Fridays only

## London to Winchester, Fareham, Portsmouth, Southampton, Lymington, Yarmouth (IOW), Bournemouth and Weymouth

### Mondays to Fridays from 23 September






Operator	SW	SW D	SW	XC J	SW	SW	SW	SW MFO	SW	SW	SW	SW	SW D	SW	XC J	SW
Days of operation/Notes 1st Class/Reservations/Bus/Ferry Catering facilities	□	□	□	□◇ ⚓	□	□	□	⚓	□	□	□	□	□	□	□◇ ⚓	□
London Waterloo (WAT)	15 d		1807			1835					1905			1909		1935
Clapham Junction (CLJ)	10 d		1814u								1912u					
Woking (WOK)	d		1834											1934		2000
Farnborough (Main) (FNB)	d		1845											1944		
Fleet (FLE)	d		1850											1949		
Reading (RDG)	7 d			1852											1950	
Basingstoke (BSK)	d		1903	1912	1917						1948			2002	2011	
Micheldever (MIC)	d		1913											2012		
Winchester (WIN)	d		1923	1927	1934				1949	2005				2022	2027	2033
Shawford (SHW)	d		1928						1954					2027		
Romsey (ROM)	d	1907											2007			
Chandlers Ford (CFR)	d	1914											2014			
Eastleigh (ESL)	3 a	1920	1933						1959				2020	2033		
Eastleigh (ESL)	3 d	1921	1934						2000				2021	2034		
Hedge End (HDE)	d		1940											2040		
Botley (BOE)	d		1944											2044		
Fareham (FRM)	a		1952											2052		
Portchester (PTC)	a		1958											2058		
Cosham (CSA)	a		2002											2103		
Hilsea (HLS)	a		2008											2108		
Fratton (FTN)	a		2012											2112		
Portsmouth & Southsea (PMS)	a		2015											2115		
Portsmouth Harbour (PMH)	⚓ a		2021											2119		
Southampton Airport Parkwy (SOA)	↔ d	1925		1936	1943				2004	2014			2025		2036	2042
Swaythling (SWG)	d	1927							2007				2027			
St Denys (SDN)	d	1930							2010				2030			
Southampton Central (SOU)	a	1935		1944	1950				2015	2021			2035		2043	2049
Southampton Central (SOU)	d	1937		1947	1954	1956				2025	2028		2037		2045	2051
Millbrook (Hants) (MBK)	d	1940											2040			
Redbridge (RDB)	d	1943a											2043a			
Totton (TTN)	d					2002						2033				
Ashurst New Forest (ANF)	d					2007						2038				
Beaulieu Road (BEU)	d															
Brockenhurst (BCU)	3 a					2015				2039	2046					2104
Brockenhurst (BCU)	3 d	1948				2015	2018			2040	2046	2048				2105
Lymington Town (LYT)	d	1956					2026					2056				
Lymington Pier (LYP)	a	1958					2028					2058				
Lymington Pier (LYP)	⚓ d							2100								
Yarmouth (I.O.W.) (YMH)	⚓ a							2140								
Sway (SWY)	d					2020						2051				
New Milton (NWM)	d					2025						2056				
Hinton Admiral (HNA)	d					2029						2100				
Christchurch (CHR)	d					2035						2105				
Pokesdown (POK)	d					2038						2108				
Bournemouth (BMH)	a			2015	2022	2042						2055	2112		2115	2121
Bournemouth (BMH)	d				2023	2044						2059	2114			2124
Branksome (BSM)	d				2028	2049						2104	2119			2129
Parkstone (Dorset) (PKS)	d				2031	2052						2107	2122			2132
Poole (POO)	4 a				2035	2057						2110	2126			2136
Poole (POO)	4 d				2036							2111				2137
Hamworthy (HAM)	d				2041							2116				2142
Holton Heath (HOL)	d															
Wareham (WRM)	d				2047							2123				2149
Wool (WOO)	d				2055							2131				2156
Moreton (Dorset) (MTN)	d											2137				2202
Dorchester South (DCH)	d				2106							2145				2210
Dorchester West (DCW)	d															
Upwey (UPW)	d											2151				2217
Weymouth (WEY)	a				2117							2201				2222

**NOTES** (see introductory pages for explanation of train operator codes and standard symbols)

- a Arrival time
- d Departure time
- u Stops to pick up only
- D To Salisbury
- J From Manchester Piccadilly
- MFO Mondays and Fridays only

## London to Winchester, Fareham, Portsmouth, Southampton, Lymington, Yarmouth (IOW), Bournemouth and Weymouth

**Mondays to Fridays from 23 September**

Operator	SW	SW	SW	SW	SW	SW	SW	XC	GW	SW	SW	SW	GW	SW	GW	SW
Days of operation/Notes 1st Class/Reservations/Bus/Ferry Catering facilities	□	□	□	□	□	D	□	J	H	□	□	□	S	□	T	D
	□	□	□	□	□	□	□	□	□	□	□	□	□	□	□	□
London Waterloo (WAT)  d				2005			2009			2035				2105		
Clapham Junction (CLJ) d				2012u										2112u		
Woking (WOK) d							2034			2100						
Farnborough (Main) (FNB) d							2044									
Fleet (FLE) d							2050									
Reading (RDG) d								2049								
Basingstoke (BSK) d				2049			2103	2112						2149		
Micheldever (MIC) d							2113									
Winchester (WIN) d			2049	2105			2122	2127		2133				2205		
Shawford (SHW) d			2054				2127									
Romsey (ROM) d						2107									2155	2207
Chandlers Ford (CFR) d						2114										2214
Eastleigh (ESL) a			2059			2120	2133								2219	2221
Eastleigh (ESL) d			2103			2121	2133					2209		2224	2222	
Hedge End (HDE) d							2140									
Botley (BOE) d							2144									
Fareham (FRM) a							2151									
Portchester (PTC) a							2157									
Cosham (CSA) a							2202									
Hilsea (HLS) a							2209									
Fratton (FTN) a							2213									
Portsmouth & Southsea (PMS) a							2217									
Portsmouth Harbour (PMH)  a							2221									
Southampton Airport Parkwy (SOA)  d			2107	2114		2125		2137		2142			2213	2217		2226
Swaythling (SWG) d						2127										2228
St Denys (SDN) d			2113			2130										2231
Southampton Central (SOU) a			2118	2121		2135		2144		2150			2221	2225		2236
Southampton Central (SOU) d	2056			2125		2137		2146		2152	2156		2222	2226		2238
Millbrook (Hants) (MBK) d						2140										2240
Redbridge (RDB) d						2143a										2244a
Totton (TTN) d	2101			2130							2201			2232		
Ashurst New Forest (ANF) d	2106										2206			2237		
Beaulieu Road (BEU) d											2210					
Brockenhurst (BCU) a	2116			2141						2205	2216			2245		
Brockenhurst (BCU) d	2117	2118		2142	2148					2206	2217	2218		2246		
Lymington Town (LYT) d		2126			2156							2226				
Lymington Pier (LYP) a		2128			2158							2228				
Lymington Pier (LYP)  d																
Yarmouth (I.O.W.) (YMH)  a																
Sway (SWY) d	2122			2146							2222			2250		
New Milton (NWM) d	2127			2151							2227			2255		
Hinton Admiral (HNA) d	2131			2155							2231			2259		
Christchurch (CHR) d	2136			2201							2236			2305		
Pokesdown (POK) d	2139			2205							2239			2309		
Bournemouth (BMH) a	2143			2209				2215		2221	2244			2313		
Bournemouth (BMH) d										2225						
Branksome (BSM) d										2230						
Parkstone (Dorset) (PKS) d										2233						
Poole (POO) a	4									2237						
Poole (POO) d	4									2238						
Hamworthy (HAM) d										2243						
Holton Heath (HOL) d																
Wareham (WRM) d										2250						
Wool (WOO) d										2257						
Moreton (Dorset) (MTN) d										2303						
Dorchester South (DCH) d										2311						
Dorchester West (DCW) d									2255							
Upwey (UPW) d									2303	2318						
Weymouth (WEY) a									2308	2323						

**NOTES** (see introductory pages for explanation of train operator codes and standard symbols)

- a Arrival time
- d Departure time
- u Stops to pick up only
- D To Salisbury
- H From Bristol Temple Meads
- J From Manchester Piccadilly
- S From Portsmouth Harbour to Bristol Temple Meads
- T From Cardiff Central to Portsmouth Harbour

London to Winchester, Fareham, Portsmouth, Southampton, Lymington, Yarmouth (IOW), Bournemouth and Weymouth

**Mondays to Fridays from 23 September**

Operator	GW	SW	XC	SW	SW	SW	SW	SN	SW	XC	SW	SW	SW	SW	SW
Days of operation/Notes 1st Class/Reservations/Bus/Ferry Catering facilities	T	□	J □◇ ⚓	□	□	□	D □	U	□	J □◇ ⚓	□	□	□	□	SM V □
London Waterloo (WAT)	15 d	2109		2135		2205			2208		2235	2305	2335		0105
Clapham Junction (CLJ)	10 d					2212u			2215u			2312u	2344u		0115
Woking (WOK)	d	2134		2200					2235		2300	2333	0004		0142
Farnborough (Main) (FNB)	d	2144							2245				0015		0151s
Fleet (FLE)	d	2150							2251				0020		0157s
Reading (RDG)	7 d		2152							2249					
Basingstoke (BSK)	d	2203	2211			2250			2304	2311			2353	0035	0209s
Micheldever (MIC)	d	2213							2314				0003		
Winchester (WIN)	d	2222	2227	2234		2306			2323	2327	2333	0012	0051		0226s
Shawford (SHW)	d	2227							2328				0017		
Romsey (ROM)	d						2311								
Chandlers Ford (CFR)	d						2318								
Eastleigh (ESL)	3 a	2234					2324		2339			0022	0059		0235s
Eastleigh (ESL)	3 d	2224	2225				2324	2330	2339			0023	0100		
Hedge End (HDE)	d	2230	2241						2346						
Botley (BOE)	d	2234	2245						2350						
Fareham (FRM)	a	2241	2253					2344	2357						
Portchester (PTC)	a		2259						0004						
Cosham (CSA)	a		2303					2352	0008						
Hilsea (HLS)	a		2309						0013						
Fratton (FTN)	a	2256	2313						0017						
Portsmouth & Southsea (PMS)	a	2259	2317						0021						
Portsmouth Harbour (PMH)	a	2304	2322						0025						
Southampton Airport Parkwy (SOA)	d		2235	2243		2315	2328			2335	2342	0028	0105		0239s
Swaythling (SWG)	d						2331								
St Denys (SDN)	d						2334					0032s			0244s
Southampton Central (SOU)	a		2244	2250		2322	2340			2345	2349	0037	0112		0249
Southampton Central (SOU)	d		2245	2252		2324	2342				2353		0113		
Millbrook (Hants) (MBK)	d						2344								
Redbridge (RDB)	d						2348a								
Totton (TTN)	d					2329							0119s		
Ashurst New Forest (ANF)	d					2334									
Beaulieu Road (BEU)	d														
Brockenhurst (BCU)	3 a			2305		2342					0006		0130s		
Brockenhurst (BCU)	3 d			2306	2316	2343					0007				
Lymington Town (LYT)	d														
Lymington Pier (LYP)	a														
Lymington Pier (LYP)	d														
Yarmouth (I.O.W.) (YMH)	a														
Sway (SWY)	d				2321	2347									
New Milton (NWM)	d				2326	2352							0137s		
Hinton Admiral (HNA)	d				2330	2356									
Christchurch (CHR)	d				2335	0002							0144s		
Pokesdown (POK)	d				2338	0006							0148s		
Bournemouth (BMH)	a		2316	2321	2342	0010					0023		0152		
Bournemouth (BMH)	d			2325	2344						0024				
Branksome (BSM)	d			2330	2349						0029				
Parkstone (Dorset) (PKS)	d			2333	2352						0032				
Poole (POO)	4 a			2337	2355						0036				
Poole (POO)	4 d			2338											
Hamworthy (HAM)	d			2343											
Holton Heath (HOL)	d														
Wareham (WRM)	d			2350											
Wool (WOO)	d			2357											
Moreton (Dorset) (MTN)	d			0004											
Dorchester South (DCH)	d			0012											
Dorchester West (DCW)	d														
Upwey (UPW)	d			0016											
Weymouth (WEY)	a			0024											

**NOTES** (see introductory pages for explanation of train operator codes and standard symbols)

- a Arrival time
- d Departure time
- s Stops to set down only
- u Stops to pick up only
- D To Salisbury
- J From Manchester Piccadilly
- T From Cardiff Central to Portsmouth Harbour
- U From Southampton Central to Littlehampton
- V Also calls at Vauxhall 0109, Wimbledon 0120 and Surbiton 0128
- SM Saturday mornings

London to Winchester, Fareham, Portsmouth, Southampton, Lymington, Yarmouth (IOW), Bournemouth and Weymouth

Saturdays until 21 September

Operator	SW	SW	SW	SW	SW	SW	SW	SW	SW	GW	SW	SW	SW	SW	SW	SW	SW	SW	
Days of operation/Notes	□	□	□	□	□	□	□	□	□	B	□	□	C	□	□	□	□	□	
1st Class/Reservations/Bus/Ferry	□	□	□	□	□	□	A	□	□	□	□	□	□	□	□	□	D	E	□
London Waterloo (WAT) ⇄ 15 d													0530						
Clapham Junction (CLJ) 10 d													0537u						
Woking (WOK) d													0603						0620
Farnborough (Main) (FNB) d																			0634
Fleet (FLE) d																			0639
Reading (RDG) 7 d																			
Basingstoke (BSK) d	0510												0623						0700
Micheldever (MIC) d													0633						0710
Winchester (WIN) d	0526												0642						0719
Shawford (SHW) d																			0724
Romsey (ROM) d								0558											0707
Chandlers Ford (CFR) d								0606											0714
Eastleigh (ESL) 3 a	0535							0612					0650						0720
Eastleigh (ESL) 3 d	0536							0613	0625			0628	0651						0721
Hedge End (HDE) d												0634							0736
Botley (BOE) d												0638							0740
Fareham (FRM) a												0647							0748
Portchester (PTC) a												0653							0754
Cosham (CSA) a												0657							0759
Hilsea (HLS) a												0702							0804
Fratton (FTN) a												0706							0808
Portsmouth & Southsea (PMS) a												0710							0812
Portsmouth Harbour (PMH) a												0715							0818
Southampton Airport Parkway (SOA) ⇄ d	0540							0617	0629				0655						0725
Swaythling (SWG) d								0619											0727
St Denys (SDN) d	0544							0622											0730
Southampton Central (SOU) a	0549							0631	0638				0702						0735
Southampton Central (SOU) d					0620			0633					0705	0721					0737
Millbrook (Hants) (MBK) d								0636											0740
Redbridge (RDB) d								0639a											0743a
Totton (TTN) d					0625								0710	0726					
Ashurst New Forest (ANF) d					0630									0731					
Beaulieu Road (BEU) d																			
Brockenhurst (BCU) 3 a					0638								0721	0739					
Brockenhurst (BCU) 3 d			0612	0615	0639	0642					0712		0722	0740	0742				0812
Lymington Town (LYT) d			0620			0650					0720				0750				0820
Lymington Pier (LYP) a			0622			0652					0722				0752				0822
Lymington Pier (LYP) d																	0815		
Yarmouth (I.O.W.) (YMH) a																	0855		
Sway (SWY) d				0620	0643								0726	0744					
New Milton (NWM) d				0625	0648								0731	0749					
Hinton Admiral (HNA) d				0629	0652								0735	0753					
Christchurch (CHR) d				0634	0657								0740	0758					
Pokesdown (POK) d				0637	0701								0744	0802					
Bournemouth (BMH) a				0641	0706								0748	0806					
Bournemouth (BMH) d		0611		0644	0711								0749	0811					
Branksome (BSM) d		0616		0649	0716								0754	0816					
Parkstone (Dorset) (PKS) d		0619		0652	0719								0757	0819					
Poole (POO) 4 a		0623		0655	0723								0801	0823					
Poole (POO) 4 d		0624		0657	0724								0802	0824					
Hamworthy (HAM) d		0629		0702	0729								0807	0829					
Holton Heath (HOL) d		0633		0706	0733									0833					
Wareham (WRM) d		0638		0711	0738								0813	0838					
Wool (WOO) d		0644		0717	0744								0820	0844					
Moreton (Dorset) (MTN) d		0650		0723	0750								0826	0850					
Dorchester South (DCH) d		0658		0731	0758								0834	0858					
Dorchester West (DCW) d										0813									
Upwey (UPW) d		0705		0738	0805					0822			0841	0905					
Weymouth (WEY) a		0709		0742	0809					0827			0845	0909					

NOTES (see introductory pages for explanation of train operator codes and standard symbols)

- a Arrival time
- d Departure time
- u Stops to pick up only
- A From Salisbury to Salisbury
- B From Westbury
- C Also calls at Wimbledon 0543 and Surbiton 0551
- D To Salisbury
- E Also calls at Brookwood 0626, Winchfield 0645 and Hook 0649



London to Winchester, Fareham, Portsmouth, Southampton, Lymington, Yarmouth (IOW), Bournemouth and Weymouth

Saturdays until 21 September

Operator	SW	SW	SW	SW	SW	SW	XC	SW	SW	SW	GW	SW	SW	SW	SW	SW	SW
Days of operation/Notes	□	□	□	□	D	F	G	□	□	□	H	□	□	□	□	D	□
1st Class/Reservations/Bus/Ferry Catering facilities	□	□	□	□	□	□	□	□	□	□	□	□	□	□	□	□	□
London Waterloo (WAT)	15 d	0630				0642			0735					0805			0809
Clapham Junction (CLJ)	10 d	0637u				0649u								0812u			
Woking (WOK)	d	0657				0719			0800								0834
Farnborough (Main) (FNB)	d					0733											0844
Fleet (FLE)	d					0738											0850
Reading (RDG)	7 d							0753									
Basingstoke (BSK)	d	0718				0800	0814		0821					0849			0903
Micheldever (MIC)	d					0810											0913
Winchester (WIN)	d	0734				0819	0831		0838			0850		0905			0922
Shawford (SHW)	d					0824						0855					
Romsey (ROM)	d					0807											0907
Chandlers Ford (CFR)	d					0814											0914
Eastleigh (ESL)	3 a	0742				0820	0830		0847			0900					0920
Eastleigh (ESL)	3 d	0743				0821	0831		0847			0901					0921
Hedge End (HDE)	d						0837										0937
Botley (BOE)	d						0841										0941
Fareham (FRM)	a						0849										0949
Portchester (PTC)	a						0855										0955
Cosham (CSA)	a						0859										0959
Hilsea (HLS)	a						0904										1004
Fratton (FTN)	a						0908										1008
Portsmouth & Southsea (PMS)	a						0913										1013
Portsmouth Harbour (PMH)	a						0918										1018
Southampton Airport Parkwy (SOA)	4 d	0748				0825		0840		0851			0905	0914			0925
Swaythling (SWG)	d					0827											0927
St Denys (SDN)	d					0830											0930
Southampton Central (SOU)	a	0756				0836		0847		0858			0912	0922			0936
Southampton Central (SOU)	d	0800	0817			0837		0849		0900	0903			0924			0937
Millbrook (Hants) (MBK)	d					0840											0940
Redbridge (RDB)	d					0843a											0943a
Totton (TTN)	d	0805	0822									0908					
Ashurst New Forest (ANF)	d		0827									0913					
Beaulieu Road (BEU)	d		0831														
Brockenhurst (BCU)	3 a	0816	0837						0913	0921				0937			
Brockenhurst (BCU)	3 d	0817	0838	0842					0912	0914	0922			0938	0942		
Lymington Town (LYT)	d			0850					0920						0950		
Lymington Pier (LYP)	a			0852					0922						0952		
Lymington Pier (LYP)	d					0900											1000
Yarmouth (I.O.W.) (YMH)	a					0940											1040
Sway (SWY)	d	0821	0842									0926					
New Milton (NWM)	d	0826	0847									0931		0945			
Hinton Admiral (HNA)	d	0830	0851									0935					
Christchurch (CHR)	d	0835	0856									0940		0952			
Pokesdown (POK)	d	0839	0900									0944		0956			
Bournemouth (BMH)	a	0843	0905					0917		0928	0952			1000			
Bournemouth (BMH)	d	0844	0909							0933				1004	1008		
Branksome (BSM)	d	0849	0914							0938					1013		
Parkstone (Dorset) (PKS)	d	0852	0917							0941					1016		
Poole (POO)	4 a	0856	0921							0945				1013	1020		
Poole (POO)	4 d	0857	0922							0946				1014			
Hamworthy (HAM)	d	0902	0927							0951				1019			
Holton Heath (HOL)	d		0931											1023			
Wareham (WRM)	d	0909	0935						0958					1028			
Wool (WOO)	d	0915	0942											1035			
Moreton (Dorset) (MTN)	d	0921	0948											1041			
Dorchester South (DCH)	d	0929	0956						1014					1051c			
Dorchester West (DCW)	d											1018					
Upwey (UPW)	d	0936	1002									1027		1058			
Weymouth (WEY)	a	0940	1007						1023			1032		1102			

NOTES (see introductory pages for explanation of train operator codes and standard symbols)

- a Arrival time
- d Departure time
- u Stops to pick up only
- c Arrives 3 minutes earlier
- D To Salisbury
- F Also calls at Surbiton 0700, Walton-On-Thames 0707, Weybridge 0711, Brookwood 0725, Winchfield 0744 and Hook 0748
- G From Birmingham New Street
- H From Cheltenham Spa

London to Winchester, Fareham, Portsmouth, Southampton, Lymington, Yarmouth (IOW), Bournemouth and Weymouth

Saturdays until 21 September

Operator	XC J	XC K	GW L	SW	SW	GW M	SW	SW	SW	SW	SW	SW	SW	SW	SW	XC N	XC P	SW	SW
Days of operation/Notes 1st Class/Reservations/Bus/Ferry Catering facilities	1◇	1◇		□	□		□	□	□	□	□	□	□	□	□	1◇	1◇	□	□
London Waterloo (WAT)	15	d		0835															
Clapham Junction (CLJ)	10	d																	
Woking (WOK)		d		0900															1000
Farnborough (Main) (FNB)		d																	
Fleet (FLE)		d																	
Reading (RDG)	7	d	0852	0852												0952	0952		
Basingstoke (BSK)		d		0911												1003			
Micheldever (MIC)		d														1013			
Winchester (WIN)		d	0926s	0927												1022	1026s	1027	1033
Shawford (SHW)		d																	
Romsey (ROM)		d																	
Chandlers Ford (CFR)		d																	
Eastleigh (ESL)	3	a																	
Eastleigh (ESL)	3	d																	
Hedge End (HDE)		d																	
Botley (BOE)		d																	
Fareham (FRM)		a																	
Portchester (PTC)		a																	
Cosham (CSA)		a																	
Hilsea (HLS)		a																	
Fratton (FTN)		a																	
Portsmouth & Southsea (PMS)		a																	
Portsmouth Harbour (PMH)		a																	
Southampton Airport Parkwy (SOA)		d	0936	0936															
Swaythling (SWG)		d																	
St Denys (SDN)		d																	
Southampton Central (SOU)		a	0943	0943															
Southampton Central (SOU)		d	0945	0945															
Millbrook (Hants) (MBK)		d																	
Redbridge (RDB)		d																	
Totton (TTN)		d																	
Ashurst New Forest (ANF)		d																	
Beaulieu Road (BEU)		d																	
Brockenhurst (BCU)	3	a	0958	0958															
Brockenhurst (BCU)	3	d	0959	0959															
Lymington Town (LYT)		d																	
Lymington Pier (LYP)		a																	
Lymington Pier (LYP)		d																	
Yarmouth (I.O.W.) (YMH)		a																	
Sway (SWY)		d																	
New Milton (NWM)		d																	
Hinton Admiral (HNA)		d																	
Christchurch (CHR)		d																	
Pokesdown (POK)		d																	
Bournemouth (BMH)		a	1013	1013															
Bournemouth (BMH)		d																	
Branksome (BSM)		d																	
Parkstone (Dorset) (PKS)		d																	
Poole (POO)	4	a																	
Poole (POO)	4	d																	
Hamworthy (HAM)		d																	
Holton Heath (HOL)		d																	
Wareham (WRM)		d																	
Wool (WOO)		d																	
Moreton (Dorset) (MTN)		d																	
Dorchester South (DCH)		d																	
Dorchester West (DCW)		d																	
Upwey (UPW)		d																	
Weymouth (WEY)		a																	

NOTES (see introductory pages for explanation of train operator codes and standard symbols)

- a Arrival time
- d Departure time
- s Stops to set down only
- u Stops to pick up only
- D To Salisbury
- J Runs until 7 September. From Manchester Piccadilly
- K Runs from 14 September. From Manchester Piccadilly
- L Runs until 7 September. From Swindon
- M Runs until 7 September. From Gloucester
- N Runs until 7 September. From Nottingham
- P Runs from 14 September. From Nottingham

# London to Winchester, Fareham, Portsmouth, Southampton, Lymington, Yarmouth (IOW), Bournemouth and Weymouth

**Saturdays until 21 September**

Operator	GW	SW	SW	SW	SW	SW	SW	SW	SW	SW	XC	SW	SW	SW	SW	SW	SW	SW	SW
Days of operation/Notes 1st Class/Reservations/Bus/Ferry Catering facilities	Q	□	□	□	□	□	□	□	D	□	R	□	□	□	□	□	□	□	□
London Waterloo (WAT)	15 d				1005					1009		1035						1105	
Clapham Junction (CLJ)	10 d				1012u													1112u	
Woking (WOK)	d									1034		1100							
Farnborough (Main) (FNB)	d									1044									
Fleet (FLE)	d									1050									
Reading (RDG)	7 d										1052								
Basingstoke (BSK)	d				1048					1103	1111							1148	
Micheldever (MIC)	d									1113									
Winchester (WIN)	d		1049		1105					1122	1127	1133			1149		1205		
Shawford (SHW)	d		1054												1154				
Romsey (ROM)	d								1107										
Chandlers Ford (CFR)	d								1114										
Eastleigh (ESL)	3 a		1059						1120	1130					1159				
Eastleigh (ESL)	3 d		1100						1121	1131					1200				
Hedge End (HDE)	d									1137									
Botley (BOE)	d									1141									
Fareham (FRM)	a									1149									
Portchester (PTC)	a									1155									
Cosham (CSA)	a									1159									
Hilsea (HLS)	a									1204									
Fratton (FTN)	a									1208									
Portsmouth & Southsea (PMS)	a									1213									
Portsmouth Harbour (PMH)	a									1218									
Southampton Airport Parkwy (SOA)	d		1105		1114				1125		1136	1142			1205		1214		
Swaythling (SWG)	d								1127										
St Denys (SDN)	d								1130										
Southampton Central (SOU)	a		1112		1122				1136		1143	1149			1212		1222		
Southampton Central (SOU)	d		1056		1124				1137		1145	1151			1156		1224		
Millbrook (Hants) (MBK)	d								1140										
Redbridge (RDB)	d								1143a										
Totton (TTN)	d		1101												1201				
Ashurst New Forest (ANF)	d		1106												1206				
Beaulieu Road (BEU)	d														1210				
Brockenhurst (BCU)	3 a		1116		1137							1205			1216		1237		
Brockenhurst (BCU)	3 d		1117		1138		1142					1206	1212	1217			1238	1242	
Lymington Town (LYT)	d						1150						1220					1250	
Lymington Pier (LYP)	a						1152						1222					1252	
Lymington Pier (LYP)	d							1200											1300
Yarmouth (I.O.W.) (YMH)	a							1240											1340
Sway (SWY)	d		1122												1222				
New Milton (NWM)	d		1127		1145										1227		1245		
Hinton Admiral (HNA)	d		1131												1231				
Christchurch (CHR)	d		1136		1152										1236		1252		
Pokesdown (POK)	d		1139		1156										1239		1256		
Bournemouth (BMH)	a		1144		1200						1213	1220			1244		1300		
Bournemouth (BMH)	d				1204	1208						1224					1304	1308	
Branksome (BSM)	d					1213						1229						1313	
Parkstone (Dorset) (PKS)	d					1216						1232						1316	
Poole (POO)	4 a				1213	1220						1236					1313	1320	
Poole (POO)	4 d				1214							1237					1314		
Hamworthy (HAM)	d				1219							1242					1319		
Holton Heath (HOL)	d				1223												1323		
Wareham (WRM)	d				1228							1249					1328		
Wool (WOO)	d				1235												1335		
Moreton (Dorset) (MTN)	d				1241												1341		
Dorchester South (DCH)	d				1249							1305					1349		
Dorchester West (DCW)	d	1213																	
Upwey (UPW)	d	1222			1255												1355		
Weymouth (WEY)	a	1227			1300								1313				1400		

**NOTES** (see introductory pages for explanation of train operator codes and standard symbols)

- a Arrival time
- d Departure time
- u Stops to pick up only
- D To Salisbury
- Q From Gloucester
- R From Manchester Piccadilly

## London to Winchester, Fareham, Portsmouth, Southampton, Lymington, Yarmouth (IOW), Bournemouth and Weymouth

**Saturdays** until 21 September

Operator	SW	SW	XC	XC	SW	SW	GW	SW	SW	SW	SW	SW	SW	SW	SW	XC	SW	SW
Days of operation/Notes 1st Class/Reservations/Bus/Ferry Catering facilities	D	□	J ◇ ⚓	K ◇ ⚓	□	□	Q	□	□	□	□	□	□	□	D	R ◇ ⚓	□	□
London Waterloo (WAT)	15	d			1109							1205				1209		1235
Clapham Junction (CLJ)	10	d										1212u						
Woking (WOK)		d			1134											1234		1304
Farnborough (Main) (FNB)		d			1144											1244		
Fleet (FLE)		d			1150											1250		
Reading (RDG)	7	d			1152	1152											1252	
Basingstoke (BSK)		d			1203							1248				1303	1311	
Micheldever (MIC)		d			1213											1313		
Winchester (WIN)		d			1222	1226s	1228	1233				1249	1305			1322	1327	1336
Shawford (SHW)		d										1254						
Romsey (ROM)		d			1207											1307		
Chandlers Ford (CFR)		d			1214											1314		
Eastleigh (ESL)	3	a			1220	1230						1259				1320	1330	
Eastleigh (ESL)	3	d			1221	1231						1300				1321	1331	
Hedge End (HDE)		d				1237											1337	
Botley (BOE)		d				1241											1341	
Fareham (FRM)		a				1249											1349	
Portchester (PTC)		a				1255											1355	
Cosham (CSA)		a				1259											1359	
Hilsea (HLS)		a				1304											1404	
Fratton (FTN)		a				1308											1408	
Portsmouth & Southsea (PMS)		a				1313											1413	
Portsmouth Harbour (PMH)		a				1318											1418	
Southampton Airport Parkwy (SOA)	←	d			1225							1305	1314			1325		1336 1345
Swaythling (SWG)		d			1227											1327		
St Denys (SDN)		d			1231											1330		
Southampton Central (SOU)		a			1236							1312	1322			1336		1343 1352
Southampton Central (SOU)		d			1238							1256	1324			1337		1345 1353
Millbrook (Hants) (MBK)		d			1240											1340		
Redbridge (RDB)		d			1244a											1343a		
Totton (TTN)		d										1301						
Ashurst New Forest (ANF)		d										1306						
Beaulieu Road (BEU)		d																
Brockenhurst (BCU)	3	a										1316	1337					1407
Brockenhurst (BCU)	3	d										1305	1312					1408 1412
Lymington Town (LYT)		d											1320					1420
Lymington Pier (LYP)		a											1322					1422
Lymington Pier (LYP)		d																
Yarmouth (I.O.W.) (YMH)		a														1400		
Sway (SWY)		d										1322						
New Milton (NWM)		d										1327						
Hinton Admiral (HNA)		d										1331	1345					
Christchurch (CHR)		d										1336	1352					
Pokesdown (POK)		d										1339	1356					
Bournemouth (BMH)		a										1344	1400					1413 1422
Bournemouth (BMH)		d											1404 1408					1426
Branksome (BSM)		d											1413					1431
Parkstone (Dorset) (PKS)		d											1416					1434
Poole (POO)	4	a											1413 1420					1437
Poole (POO)	4	d											1414					1438
Hamworthy (HAM)		d											1419					1443
Holton Heath (HOL)		d											1423					
Wareham (WRM)		d											1428					1450
Wool (WOO)		d											1435					
Moreton (Dorset) (MTN)		d											1441					
Dorchester South (DCH)		d											1449					1506
Dorchester West (DCW)		d										1413						
Upwey (UPW)		d										1422						
Weymouth (WEY)		a										1413	1427					1515

**NOTES** (see introductory pages for explanation of train operator codes and standard symbols)

- a Arrival time
- d Departure time
- s Stops to set down only
- u Stops to pick up only
- D To Salisbury
- J Runs until 7 September. From Manchester Piccadilly
- K Runs from 14 September. From Manchester Piccadilly
- Q From Gloucester
- R From Manchester Piccadilly

## London to Winchester, Fareham, Portsmouth, Southampton, Lymington, Yarmouth (IOW), Bournemouth and Weymouth

**Saturdays** until 21 September

Operator	SW	SW	SW	SW	SW	SW	SW	SW	XC	XC	SW	SW	GW	SW	SW	SW	SW	SW		
Days of operation/Notes 1st Class/Reservations/Bus/Ferry Catering facilities	□	□	□	□	□	□	□	□	J ◇	K ◇	□	□	Q	□	□	□	□	□		
London Waterloo (WAT)	15	d			1305						1309							1405		
Clapham Junction (CLJ)	10	d			1312u													1412u		
Woking (WOK)		d									1334			1400						
Farnborough (Main) (FNB)		d									1344									
Fleet (FLE)		d									1350									
Reading (RDG)	7	d								1352	1352									
Basingstoke (BSK)		d			1349						1403							1449		
Micheldever (MIC)		d									1413									
Winchester (WIN)		d		1349	1405						1422	1426s	1427	1433			1449	1505		
Shawford (SHW)		d		1354													1454			
Romsey (ROM)		d									1407									
Chandlers Ford (CFR)		d									1414									
Eastleigh (ESL)	3	a		1359							1420	1430					1459			
Eastleigh (ESL)	3	d		1400							1421	1431					1500			
Hedge End (HDE)		d										1437								
Botley (BOE)		d										1441								
Fareham (FRM)		a										1449								
Portchester (PTC)		a										1455								
Cosham (CSA)		a										1459								
Hilsea (HLS)		a										1504								
Fratton (FTN)		a										1508								
Portsmouth & Southsea (PMS)		a										1513								
Portsmouth Harbour (PMH)		a										1518								
Southampton Airport Parkwy (SOA)		d		1405	1414						1425		1436	1436	1442			1505	1514	
Swaythling (SWG)		d									1427									
St Denys (SDN)		d									1430									
Southampton Central (SOU)		a		1412	1422						1435		1443	1443	1449			1512	1522	
Southampton Central (SOU)		d	1356		1424						1437		1445	1445	1451			1456	1524	
Millbrook (Hants) (MBK)		d									1440									
Redbridge (RDB)		d									1443a									
Totton (TTN)		d	1401														1501			
Ashurst New Forest (ANF)		d	1406														1506			
Beaulieu Road (BEU)		d	1410																	
Brockenhurst (BCU)	3	a	1416		1437									1505			1516		1537	
Brockenhurst (BCU)	3	d	1417		1438	1442								1506	1512	1517			1538	1542
Lymington Town (LYT)		d				1450									1520					1550
Lymington Pier (LYP)		a				1452									1522					1552
Lymington Pier (LYP)		d										1500								
Yarmouth (I.O.W.) (YMH)		a										1540								
Sway (SWY)		d	1422														1522			
New Milton (NWM)		d	1427		1445												1527		1545	
Hinton Admiral (HNA)		d	1431														1531			
Christchurch (CHR)		d	1436		1452												1536		1552	
Pokesdown (POK)		d	1439		1456												1539		1556	
Bournemouth (BMH)		a	1444		1500								1513	1513	1520		1544		1600	
Bournemouth (BMH)		d			1504	1508									1524				1604	1608
Branksome (BSM)		d				1513									1529					1613
Parkstone (Dorset) (PKS)		d				1516									1532					1616
Poole (POO)	4	a			1513	1520									1536				1613	1620
Poole (POO)	4	d				1514									1537					1614
Hamworthy (HAM)		d				1519									1542					1619
Holton Heath (HOL)		d				1523														1623
Wareham (WRM)		d				1528								1549						1628
Wool (WOO)		d				1535														1635
Moreton (Dorset) (MTN)		d				1541														1641
Dorchester South (DCH)		d				1549								1605						1649
Dorchester West (DCW)		d															1613			
Upwey (UPW)		d				1555											1622			1656
Weymouth (WEY)		a				1600								1613			1627			1700

**NOTES** (see introductory pages for explanation of train operator codes and standard symbols)

- a Arrival time
- d Departure time
- s Stops to set down only
- u Stops to pick up only
- D To Salisbury
- J Runs until 7 September. From Manchester Piccadilly
- K Runs from 14 September. From Manchester Piccadilly
- Q From Gloucester

London to Winchester, Fareham, Portsmouth, Southampton, Lymington, Yarmouth (IOW), Bournemouth and Weymouth

Saturdays until 21 September

Operator	SW	SW	SW	XC	SW	SW	SW	SW	SW	SW	SW	SW	SW	SW	XC	XC	SW	SW	
Days of operation/Notes 1st Class/Reservations/Bus/Ferry Catering facilities		D	□	R □◇ ⚡	□	□	□	□	□	□	□		D	□	J □◇ ⚡	K □◇ ⚡	□	□	
London Waterloo (WAT)	16	d			1409		1435							1505				1509	
Clapham Junction (CLJ)	10	d												1512u					
Woking (WOK)		d			1434		1500											1534	
Farnborough (Main) (FNB)		d			1444													1544	
Fleet (FLE)		d			1450													1550	
Reading (RDG)	7	d				1452										1552	1552		
Basingstoke (BSK)		d			1503	1511								1549				1603	
Micheldever (MIC)		d			1513													1613	
Winchester (WIN)		d			1522	1527	1533				1549	1605						1622	1626s
Shawford (SHW)		d									1554								1627
Romsey (ROM)		d			1507													1607	
Chandlers Ford (CFR)		d			1514													1614	
Eastleigh (ESL)	3	a			1520	1530					1559							1620	1630
Eastleigh (ESL)	3	d			1521	1531					1600							1621	1631
Hedge End (HDE)		d				1537													1637
Botley (BOE)		d				1541													1641
Fareham (FRM)		a				1549													1649
Portchester (PTC)		a				1555													1655
Cosham (CSA)		a				1559													1659
Hilsea (HLS)		a				1604													1704
Fratton (FTN)		a				1608													1708
Portsmouth & Southsea (PMS)		a				1613													1713
Portsmouth Harbour (PMH)		a				1618													1718
Southampton Airport Parkwy (SOA)		d			1525		1535	1542			1605	1614						1625	1636
Swaythling (SWG)		d			1527													1627	1636
St Denys (SDN)		d			1530													1630	1643
Southampton Central (SOU)		a			1536		1542	1549			1612	1622						1636	1643
Southampton Central (SOU)		d			1537		1545	1551		1556		1624						1637	1645
Millbrook (Hants) (MBK)		d			1540													1640	1645
Redbridge (RDB)		d			1543a													1643a	1645
Totton (TTN)		d								1601									
Ashurst New Forest (ANF)		d								1606									
Beaulieu Road (BEU)		d								1610									
Brockenhurst (BCU)	3	a					1605			1616		1637							1704
Brockenhurst (BCU)	3	d					1606	1612	1617		1638	1642							1705
Lymington Town (LYT)		d						1620				1650							1720
Lymington Pier (LYP)		a						1622				1652							1722
Lymington Pier (LYP)		d	1600										1700						
Yarmouth (I.O.W.) (YMH)		a	1640										1740						
Sway (SWY)		d								1622									
New Milton (NWM)		d								1627		1645							
Hinton Admiral (HNA)		d								1631									
Christchurch (CHR)		d								1636		1652							
Pokesdown (POK)		d								1639		1656							
Bournemouth (BMH)		a			1613	1620		1644				1700				1715	1715	1720	
Bournemouth (BMH)		d										1704	1708						1724
Branksome (BSM)		d											1713						1729
Parkstone (Dorset) (PKS)		d											1716						1732
Poole (POO)	4	a											1713	1720					1736
Poole (POO)	4	d											1714						1737
Hamworthy (HAM)		d											1719						1742
Holton Heath (HOL)		d											1723						1749
Wareham (WRM)		d				1649							1728						1749
Wool (WOO)		d											1735						
Moreton (Dorset) (MTN)		d											1741						
Dorchester South (DCH)		d				1705							1749						1807
Dorchester West (DCW)		d																	
Upwey (UPW)		d											1755						
Weymouth (WEY)		a				1713							1800						1816

NOTES (see introductory pages for explanation of train operator codes and standard symbols)

- a Arrival time
- d Departure time
- s Stops to set down only
- u Stops to pick up only
- D To Salisbury
- J Runs until 7 September. From Manchester Piccadilly
- K Runs from 14 September. From Manchester Piccadilly
- R From Manchester Piccadilly



## London to Winchester, Fareham, Portsmouth, Southampton, Lymington, Yarmouth (IOW), Bournemouth and Weymouth

**Saturdays** until 21 September

Operator	GW	SW	SW	SW	SW	SW	SW	SW	SW	SW	XC	XC	SW	SW	GW	SW	SW	SW	SW
Days of operation/Notes 1st Class/Reservations/Bus/Ferry Catering facilities	Q	□	□	□	□	□	□	□	□	□	J	K	□	□	Q	□	□	□	□
London Waterloo (WAT)	15	d			1605					1609			1635						1705
Clapham Junction (CLJ)	10	d			1612u														1712u
Woking (WOK)		d								1634			1700						
Farnborough (Main) (FNB)		d								1644									
Fleet (FLE)		d								1650									
Reading (RDG)	7	d									1652	1652							
Basingstoke (BSK)		d			1649					1703		1711							1749
Micheldever (MIC)		d								1713									
Winchester (WIN)		d		1649	1705					1722	1726s	1727	1733					1749	1805
Shawford (SHW)		d		1654														1754	
Romsey (ROM)		d							1707										
Chandlers Ford (CFR)		d							1714										
Eastleigh (ESL)	3	a		1659					1720	1730								1759	
Eastleigh (ESL)	3	d		1700					1721	1731								1800	
Hedge End (HDE)		d								1737									
Botley (BOE)		d								1741									
Fareham (FRM)		a								1749									
Portchester (PTC)		a								1755									
Cosham (CSA)		a								1759									
Hilsea (HLS)		a								1804									
Fratton (FTN)		a								1808									
Portsmouth & Southsea (PMS)		a								1813									
Portsmouth Harbour (PMH)		a								1818									
Southampton Airport Parkwy (SOA)		d		1705	1714				1725		1735	1735	1742					1805	1814
Swaythling (SWG)		d							1727										
St Denys (SDN)		d							1730										
Southampton Central (SOU)		a		1712	1722				1736		1742	1742	1749					1812	1822
Southampton Central (SOU)		d		1656	1724				1737		1745	1745	1751					1756	1823
Millbrook (Hants) (MBK)		d							1740										
Redbridge (RDB)		d							1744a										
Totton (TTN)		d		1701														1801	
Ashurst New Forest (ANF)		d		1706														1806	
Beaulieu Road (BEU)		d																1810	
Brockenhurst (BCU)	3	a		1716	1737								1804					1816	1837
Brockenhurst (BCU)	3	d		1717	1738	1742							1805	1812				1817	1838
Lymington Town (LYT)		d				1750								1820					
Lymington Pier (LYP)		a				1752								1822					
Lymington Pier (LYP)		d					1800												
Yarmouth (I.O.W.) (YMH)		a					1840												
Sway (SWY)		d		1722														1822	
New Milton (NWM)		d		1727	1745													1827	1845
Hinton Admiral (HNA)		d		1731														1831	
Christchurch (CHR)		d		1736	1752													1836	1852
Pokesdown (POK)		d		1739	1756													1839	1856
Bournemouth (BMH)		a		1744	1800						1813	1813	1820					1844	1900
Bournemouth (BMH)		d			1804	1808							1824						1904
Branksome (BSM)		d				1813							1829						1913
Parkstone (Dorset) (PKS)		d				1816							1832						1916
Poole (POO)	4	a			1813	1820							1836						1913
Poole (POO)	4	d			1814								1837						1914
Hamworthy (HAM)		d			1819								1842						1919
Holton Heath (HOL)		d			1823														1923
Wareham (WRM)		d			1828								1849						1928
Wool (WOO)		d			1835														1935
Moreton (Dorset) (MTN)		d			1841														1941
Dorchester South (DCH)		d			1849								1905						1949
Dorchester West (DCW)		d	1813													1923			
Upwey (UPW)		d	1822		1855											1932			1955
Weymouth (WEY)		a	1827		1900								1913			1937			2000

**NOTES** (see introductory pages for explanation of train operator codes and standard symbols)

- a Arrival time
- d Departure time
- s Stops to set down only
- u Stops to pick up only
- D To Salisbury
- J Runs until 7 September. From Manchester Piccadilly
- K Runs from 14 September. From Manchester Piccadilly
- Q From Gloucester

London to Winchester, Fareham, Portsmouth, Southampton, Lymington, Yarmouth (IOW), Bournemouth and Weymouth

Saturdays until 21 September

Operator	SW	SW	SW	SW	XC	XC	SW	SW	GW	SW	SW	SW	SW	SW	SW	SW	SW	XC
Days of operation/Notes 1st Class/Reservations/Bus/Ferry Catering facilities	□	☞	D	□	J	K	□	□	Q	□	□	□	□	□	☞	D	□	J
					⚡	⚡												⚡
London Waterloo (WAT) ☞	15	d			1709		1735						1805					1809
Clapham Junction (CLJ)	10	d											1812u					
Woking (WOK)		d			1734		1800											1834
Farnborough (Main) (FNB)		d			1744													1844
Fleet (FLE)		d			1750													1850
Reading (RDG)	7	d				1752	1752											1852
Basingstoke (BSK)		d			1803								1849					1903
Micheldever (MIC)		d			1813													1913
Winchester (WIN)		d			1822	1826s	1827	1833				1849	1905					1922
Shawford (SHW)		d										1854						1926s
Romsey (ROM)		d		1807														1907
Chandlers Ford (CFR)		d		1814														1914
Eastleigh (ESL)	3	a		1820	1830							1859						1920
Eastleigh (ESL)	3	d		1821	1831							1900						1921
Hedge End (HDE)		d			1837													1931
Botley (BOE)		d			1841													1937
Fareham (FRM)		a			1849													1941
Portchester (PTC)		a			1855													1949
Cosham (CSA)		a			1859													1955
Hilsea (HLS)		a			1904													1959
Fratton (FTN)		a			1908													2004
Portsmouth & Southsea (PMS)		a			1913													2008
Portsmouth Harbour (PMH) ☞		a			1918													2013
Southampton Airport Parkwy (SOA) ↵		d		1825		1835	1835	1842				1905	1914					1925
Swaythling (SWG)		d		1827														1927
St Denys (SDN)		d		1830														1930
Southampton Central (SOU)		a		1836		1842	1842	1849				1912	1921					1935
Southampton Central (SOU)		d		1837		1845	1845	1851				1856	1924					1937
Millbrook (Hants) (MBK)		d		1840														1940
Redbridge (RDB)		d		1843a														1943a
Totton (TTN)		d										1901						
Ashurst New Forest (ANF)		d										1906						
Beaulieu Road (BEU)		d																
Brockenhurst (BCU)	3	a					1905					1916	1937					1958
Brockenhurst (BCU)	3	d	1842				1906	1912			1917		1938	1942				1959
Lymington Town (LYT)		d	1850					1920						1950				
Lymington Pier (LYP)		a	1852					1922						1952				
Lymington Pier (LYP) ☞		d		1900														2000
Yarmouth (I.O.W.) (YMH) ☞		a		1940														2040
Sway (SWY)		d										1922						
New Milton (NWM)		d										1927		1945				
Hinton Admiral (HNA)		d										1931						
Christchurch (CHR)		d										1936		1952				
Pokesdown (POK)		d										1939		1956				
Bournemouth (BMH)		a				1913	1913	1921				1944		2000				2013
Bournemouth (BMH)		d					1925						2004	2008				
Branksome (BSM)		d					1930							2013				
Parkstone (Dorset) (PKS)		d					1933							2016				
Poole (POO)	4	a					1936						2013	2020				
Poole (POO)	4	d					1937						2014					
Hamworthy (HAM)		d					1942						2019					
Holton Heath (HOL)		d											2023					
Wareham (WRM)		d					1949						2028					
Wool (WOO)		d											2035					
Moreton (Dorset) (MTN)		d											2041					
Dorchester South (DCH)		d					2005						2049					
Dorchester West (DCW)		d								2010								
Upwey (UPW)		d								2019			2056					
Weymouth (WEY)		a					2014			2025			2101					

NOTES (see introductory pages for explanation of train operator codes and standard symbols)

- a Arrival time
- d Departure time
- s Stops to set down only
- u Stops to pick up only
- D To Salisbury
- J Runs until 7 September. From Manchester Piccadilly
- K Runs from 14 September. From Manchester Piccadilly
- Q From Gloucester

London to Winchester, Fareham, Portsmouth, Southampton, Lymington, Yarmouth (IOW), Bournemouth and Weymouth

Saturdays until 21 September

Operator	XC	SW	SW	SW	SW	SW	SW	SW	SW	SW	SW	XC	SW	SW	SW	SW	SW	SW
Days of operation/Notes	K	1	1	1	1	1	1	1	1	1	D	R	1	1	1	1	1	1
1st Class/Reservations/Bus/Ferry Catering facilities	1	1	1	1	1	1	1	1	1	1	1	1	1	1	1	1	1	1
London Waterloo (WAT)	15	d	1835					1905					1909					2005
Clapham Junction (CLJ)	10	d						1912u										2012u
Woking (WOK)		d	1900										1934		2000			
Farnborough (Main) (FNB)		d											1944					
Fleet (FLE)		d											1950					
Reading (RDG)	7	d	1852											1951				
Basingstoke (BSK)		d	1911					1949					2003	2011				2049
Micheldever (MIC)		d											2013					
Winchester (WIN)		d	1927	1933			1949	2006					2022	2027	2033			2049
Shawford (SHW)		d					1954											2105
Romsey (ROM)		d											2007					
Chandlers Ford (CFR)		d											2014					
Eastleigh (ESL)	3	a					1959						2020	2030				2100
Eastleigh (ESL)	3	d					2000						2021	2031				2100
Hedge End (HDE)		d												2037				
Botley (BOE)		d												2041				
Fareham (FRM)		a												2049				
Portchester (PTC)		a												2055				
Cosham (CSA)		a												2059				
Hilsea (HLS)		a												2104				
Fratton (FTN)		a												2108				
Portsmouth & Southsea (PMS)		a												2113				
Portsmouth Harbour (PMH)		a												2118				
Southampton Airport Parkwy (SOA)	4	d	1935	1942			2005	2014					2025		2035	2042		2105
Swaythling (SWG)		d											2027					2114
St Denys (SDN)		d											2030					
Southampton Central (SOU)		a	1942	1949			2012	2022					2036		2042	2049		2112
Southampton Central (SOU)		d	1945	1951		1956		2024					2037		2045	2051		2056
Millbrook (Hants) (MBK)		d											2040					2124
Redbridge (RDB)		d											2043a					
Totton (TTN)		d				2001												2101
Ashurst New Forest (ANF)		d				2006												2106
Beaulieu Road (BEU)		d				2010												2129
Brockenhurst (BCU)	3	a	1958	2004		2016		2037										2134
Brockenhurst (BCU)	3	d	1959	2005	2012	2017		2038		2042					2104		2116	2142
Lymington Town (LYT)		d			2020					2042					2105	2112	2117	2143
Lymington Pier (LYP)		a			2022					2052					2112	2120		2156
Lymington Pier (LYP)		d								2052					2122			2158
Yarmouth (I.O.W.) (YMH)		a									2100							
Yarmouth (I.O.W.) (YMH)		a									2140							
Sway (SWY)		d				2022												2122
New Milton (NWM)		d				2027		2045										2148
Hinton Admiral (HNA)		d				2031												2153
Christchurch (CHR)		d				2036		2052										2157
Pokesdown (POK)		d				2039		2056										2202
Bournemouth (BMH)		a	2013	2020		2044		2100							2113	2120		2206
Bournemouth (BMH)		d																2210
Bournemouth (BMH)		d		2024				2104	2108									2124
Branksome (BSM)		d		2029					2113									2129
Parkstone (Dorset) (PKS)		d		2032					2116									2132
Poole (POO)	4	a		2036				2113	2120									2136
Poole (POO)	4	d		2037				2114										2137
Hamworthy (HAM)		d		2042				2119										2142
Holton Heath (HOL)		d																
Wareham (WRM)		d		2049				2126										2149
Wool (WOO)		d						2133										2155
Moreton (Dorset) (MTN)		d						2143e										2201
Dorchester South (DCH)		d		2105				2151										2209
Dorchester West (DCW)		d																
Upwey (UPW)		d						2158										2216
Weymouth (WEY)		a		2113				2202										2220

NOTES (see introductory pages for explanation of train operator codes and standard symbols)

- a Arrival time
- d Departure time
- u Stops to pick up only
- e Arrives 4 minutes earlier
- D To Salisbury
- K Runs from 14 September. From Manchester Piccadilly
- R From Manchester Piccadilly

London to Winchester, Fareham, Portsmouth, Southampton, Lymington, Yarmouth (IOW), Bournemouth and Weymouth

Saturdays until 21 September

Operator	SW D	SW	XC R	GW S	SW	SW	SW	GW T	SW	SW D	SW	XC R	SW	SW	SW D	SW	XC R	SW
Days of operation/Notes 1st Class/Reservations/Bus/Ferry Catering facilities	□	□	□◇ ⚓	□	□	□	□	□	□	□	□	□◇ ⚓	□	□	□	□	□◇ ⚓	□
London Waterloo (WAT)	15 d	2009			2035				2105		2109		2135	2205		2209		2235
Clapham Junction (CLJ)	10 d								2112u				2212u					
Woking (WOK)	d	2034			2101						2134		2200			2234		2300
Farnborough (Main) (FNB)	d	2044									2144					2244		
Fleet (FLE)	d	2050									2150					2250		
Reading (RDG)	7 d		2052									2152						2252
Basingstoke (BSK)	d	2103	2111						2148		2203	2211		2250		2303	2311	
Micheldever (MIC)	d	2113									2213					2313		
Winchester (WIN)	d	2122	2127		2133		2149		2205		2222	2227	2233	2307		2322	2327	2333
Shawford (SHW)	d						2154									2327		
Romsey (ROM)	d	2107									2207				2311			
Chandlers Ford (CFR)	d	2114									2214				2318			
Eastleigh (ESL)	3 a	2120	2130				2159				2220	2230			2324	2333		
Eastleigh (ESL)	3 d	2121	2131				2200	2205			2221	2231			2324	2334		
Hedge End (HDE)	d	2137									2237					2340		
Botley (BOE)	d	2141									2241					2344		
Fareham (FRM)	a	2149									2249					2352		
Portchester (PTC)	a	2155									2255					2358		
Cosham (CSA)	a	2159									2259					0002		
Hilsea (HLS)	a	2204									2304					0008		
Fratton (FTN)	a	2208									2308					0012		
Portsmouth & Southsea (PMS)	a	2213									2312					0015		
Portsmouth Harbour (PMH)	a	2218									2316					0019		
Southampton Airport Parkwy (SOA)	d	2125		2136		2142		2205	2209	2214	2225		2236	2242	2315	2328		2335
Swaythling (SWG)	d	2127									2227					2331		
St Denys (SDN)	d	2130									2230					2335		
Southampton Central (SOU)	a	2136		2144		2149		2212	2218	2225	2235		2243	2251	2322	2340		2342
Southampton Central (SOU)	d	2137		2145		2151				2229	2237		2245	2252	2324	2342		2351
Millbrook (Hants) (MBK)	d	2140									2240					2344		
Redbridge (RDB)	d	2143a									2243a					2348a		
Totton (TTN)	d									2234					2329			
Ashurst New Forest (ANF)	d									2239					2334			
Beaulieu Road (BEU)	d																	
Brockenhurst (BCU)	3 a				2206					2247			2306	2342				0004
Brockenhurst (BCU)	3 d				2207	2218				2248			2307	2343				0005
Lymington Town (LYT)	d					2226												
Lymington Pier (LYP)	a					2228												
Lymington Pier (LYP)	d																	
Yarmouth (I.O.W.) (YMH)	a																	
Sway (SWY)	d									2253					2347			
New Milton (NWM)	d									2258					2352			0012s
Hinton Admiral (HNA)	d									2302					2356			
Christchurch (CHR)	d									2307					0002			0019s
Pokesdown (POK)	d									2311					0005			0023s
Bournemouth (BMH)	a		2215		2221					2315			2318	2324	0009			0027
Bournemouth (BMH)	d				2226					2317				2327	0011			0029
Branksome (BSM)	d				2231					2322				2332	0016			0034
Parkstone (Dorset) (PKS)	d				2234					2326				2335	0019			0037
Poole (POO)	4 a				2237					2330				2339	0023			0041
Poole (POO)	4 d				2238									2340				
Hamworthy (HAM)	d				2243									2345				
Holton Heath (HOL)	d																	
Wareham (WRM)	d				2250									2351				
Wool (WOO)	d				2257									2358				
Moreton (Dorset) (MTN)	d				2303									0004				
Dorchester South (DCH)	d				2311									0012				
Dorchester West (DCW)	d				2251													
Upwey (UPW)	d				2300	2317								0018				
Weymouth (WEY)	a				2305	2322								0023				

NOTES (see introductory pages for explanation of train operator codes and standard symbols)

- a Arrival time
- d Departure time
- s Stops to set down only
- u Stops to pick up only
- D To Salisbury
- R From Manchester Piccadilly
- S From Bristol Temple Meads
- T To Westbury

## London to Winchester, Fareham, Portsmouth, Southampton, Lymington, Yarmouth (IOW), Bournemouth and Weymouth

**Saturdays** until 21 September

Operator	SW	SW	SW	SW	SW
Days of operation/Notes	SUM	SUM	SUM	SUM	SUM
1st Class/Reservations/Bus/Ferry	U	V	U	V	V
London Waterloo (WAT)	15 d	2305		2335	0010 0105
Clapham Junction (CLJ)	10 d	2312u		2342u	0017u 0115
Woking (WOK)	d	2332		0003	0040 0149
Farnborough (Main) (FNB)	d			0014	0158s
Fleet (FLE)	d			0020	0204s
Reading (RDG)	7 d				
Basingstoke (BSK)	d	2352		0035	0100 0216s
Micheldever (MIC)	d	0002			
Winchester (WIN)	d	0011		0051	0116 0233s
Shawford (SHW)	d	0016			
Romsey (ROM)	d				
Chandlers Ford (CFR)	d				
Eastleigh (ESL)	3 a	0022		0059	0124 0242s
Eastleigh (ESL)	3 d	0022	0030	0100	0125
Hedge End (HDE)	d		0036s		
Botley (BOE)	d		0040s		
Fareham (FRM)	a		0048s		
Portchester (PTC)	a		0054s		
Cosham (CSA)	a		0058s		
Hilsea (HLS)	a				
Fratton (FTN)	a		0106s		
Portsmouth & Southsea (PMS)	a		0109		
Portsmouth Harbour (PMH)	a				
Southampton Airport Parkwy (SOA)	← d	0026		0105	0129 0246s
Swaythling (SWG)	d				
St Denys (SDN)	d	0030s			0251s
Southampton Central (SOU)	a	0035		0112	0136 0256
Southampton Central (SOU)	d	0037			0138
Millbrook (Hants) (MBK)	d				
Redbridge (RDB)	d				
Totton (TTN)	d	0042s			0143s
Ashurst New Forest (ANF)	d				
Beaulieu Road (BEU)	d				
Brockenhurst (BCU)	3 a	0053s			0154s
Brockenhurst (BCU)	3 d				
Lymington Town (LYT)	d				
Lymington Pier (LYP)	a				
Lymington Pier (LYP)	d				
Yarmouth (I.O.W.) (YMH)	a				
Sway (SWY)	d				
New Milton (NWM)	d	0100s			0201s
Hinton Admiral (HNA)	d				
Christchurch (CHR)	d	0107s			0208s
Pokesdown (POK)	d	0111s			0212s
Bournemouth (BMH)	a	0115			0216
Bournemouth (BMH)	d	0117			
Branksome (BSM)	d	0122s			
Parkstone (Dorset) (PKS)	d	0125s			
Poole (POO)	4 a	0128			
Poole (POO)	4 d				
Hamworthy (HAM)	d				
Holton Heath (HOL)	d				
Wareham (WRM)	d				
Wool (WOO)	d				
Moreton (Dorset) (MTN)	d				
Dorchester South (DCH)	d				
Dorchester West (DCW)	d				
Upwey (UPW)	d				
Weymouth (WEY)	a				

**NOTES** (see introductory pages for explanation of train operator codes and standard symbols)

- a Arrival time
- d Departure time
- s Stops to set down only
- u Stops to pick up only
- U Also calls at Wimbledon 0023
- V Also calls at Vauxhall 0109, Wimbledon 0127 and Surbiton 0135
- SUM Sunday mornings

## London to Winchester, Fareham, Portsmouth, Southampton, Lymington, Yarmouth (IOW), Bournemouth and Weymouth

Saturdays from 28 September

Operator Days of operation/Notes 1st Class/Reservations/Bus/Ferry	SW	SW	SW	SW	SW	SW	SW	SW	GW	SW	SW	SW	SW	SW	SW	SW	SW	SW
	□	□	□	□	□	□	□	□	B	□	□	□	□	□	□	D	E	F
London Waterloo (WAT) ⇌ <sup>15</sup> d														0530				
Clapham Junction (CLJ) <sup>10</sup> d														0537 <sup>u</sup>				
Woking (WOK) d														0603				
Farnborough (Main) (FNB) d																		
Fleet (FLE) d																		
Reading (RDG) <sup>7</sup> d																		
Basingstoke (BSK) d	0510													0623				
Micheldever (MIC) d														0633				
Winchester (WIN) d	0526													0642				
Shawford (SHW) d																		
Romsey (ROM) d								0558										0707
Chandlers Ford (CFR) d								0606										0714
Eastleigh (ESL) <sup>3</sup> a	0535							0612						0650				0720
Eastleigh (ESL) <sup>3</sup> d	0536							0613	0625			0628		0651				0721
Hedge End (HDE) d												0634						
Botley (BOE) d												0638						
Fareham (FRM) a												0647						
Portchester (PTC) a												0653						
Cosham (CSA) a												0657						
Hilsea (HLS) a												0702						
Fratton (FTN) a												0706						
Portsmouth & Southsea (PMS) a												0710						
Portsmouth Harbour (PMH) <sup>☐</sup> a												0715						
Southampton Airport Parkway (SOA) ⇌ d	0540							0617	0629					0655				0725
Swaythling (SWG) d								0619										0727
St Denys (SDN) d	0544							0622										0730
Southampton Central (SOU) a	0549							0631	0638					0702				0735
Southampton Central (SOU) d					0615			0633						0705	0721			0737
Millbrook (Hants) (MBK) d								0636										0740
Redbridge (RDB) d								0639 <sup>a</sup>										0743 <sup>a</sup>
Totton (TTN) d					0620									0710	0726			
Ashurst New Forest (ANF) d					0625										0731			
Beaulieu Road (BEU) d																		
Brockenhurst (BCU) <sup>3</sup> a					0633									0721	0739			
Brockenhurst (BCU) <sup>3</sup> d			0610	0612	0634	0642							0712	0722	0740	0742		
Lymington Town (LYT) d				0620		0650							0720			0750		
Lymington Pier (LYP) a				0622		0652							0722			0752		
Lymington Pier (LYP) <sup>☐</sup> d																	0800	0815
Yarmouth (I.O.W.) (YMH) <sup>☐</sup> a																	0840	0855
Sway (SWY) d			0615		0638									0726	0744			
New Milton (NWM) d			0620		0643									0731	0749			
Hinton Admiral (HNA) d			0624		0647									0735	0753			
Christchurch (CHR) d			0629		0652									0740	0759			
Pokesdown (POK) d			0632		0656									0744	0803			
Bournemouth (BMH) a			0636		0701									0748	0807			
Bournemouth (BMH) d		0606	0639		0706									0749	0812			
Branksome (BSM) d		0611	0644		0711									0754	0817			
Parkstone (Dorset) (PKS) d		0614	0647		0714									0757	0820			
Poole (POO) <sup>4</sup> a		0618	0650		0718									0801	0824			
Poole (POO) <sup>4</sup> d		0619	0652		0719									0802	0825			
Hamworthy (HAM) d		0624	0657		0724									0807	0830			
Holton Heath (HOL) d		0628	0701		0728										0834			
Wareham (WRM) d		0634	0707		0734									0813	0839			
Wool (WOO) d		0641	0714		0741									0820	0846			
Moreton (Dorset) (MTN) d		0647	0720		0749									0826	0852			
Dorchester South (DCH) d		0656	0729		0758									0834	0900			
Dorchester West (DCW) d									0813									
Upwey (UPW) d		0703	0736		0805				0822					0841	0907			
Weymouth (WEY) a		0709	0742		0811				0827					0846	0912			

NOTES (see introductory pages for explanation of train operator codes and standard symbols)

- a** Arrival time  
**d** Departure time  
**u** Stops to pick up only  
**A** From Salisbury to Salisbury  
**B** From Westbury  
**C** Also calls at Wimbledon 0543 and Surbiton 0551  
**D** Runs from 9 November  
**E** Runs until 2 November  
**F** To Salisbury



London to Winchester, Fareham, Portsmouth, Southampton, Lymington, Yarmouth (IOW), Bournemouth and Weymouth

Saturdays from 28 September

Operator	SW	SW	SW	SW	SW	SW	SW	SW	XC	SW	SW	SW	GW	SW	SW	SW	SW
Days of operation/Notes 1st Class/Reservations/Bus/Ferry Catering facilities	G	I	I	I	I	E	F	H	J	I	I	I	K	I	I	L	I
London Waterloo (WAT)	15	d		0630				0642			0735					0805	
Clapham Junction (CLJ)	10	d		0637 <sup>u</sup>				0649 <sup>u</sup>								0812 <sup>u</sup>	
Woking (WOK)		d	0620	0657				0719			0800						
Farnborough (Main) (FNB)		d	0634					0733									
Fleet (FLE)		d	0639					0738									
Reading (RDG)	7	d							0753								
Basingstoke (BSK)		d	0700	0718				0800	0814		0821					0849	
Micheldever (MIC)		d	0710					0810									
Winchester (WIN)		d	0719	0734				0819	0831		0838			0850		0905	
Shawford (SHW)		d	0724					0824						0855			
Romsey (ROM)		d						0807									
Chandlers Ford (CFR)		d						0814									
Eastleigh (ESL)	3	a	0729	0742				0820	0830		0847			0900			
Eastleigh (ESL)	3	d	0730	0743				0821	0831		0847			0901			
Hedge End (HDE)		d	0736						0837								
Botley (BOE)		d	0740						0841								
Fareham (FRM)		a	0748						0849								
Portchester (PTC)		a	0754						0855								
Cosham (CSA)		a	0759						0859								
Hilsea (HLS)		a	0804						0904								
Fratton (FTN)		a	0808						0908								
Portsmouth & Southsea (PMS)		a	0812						0913								
Portsmouth Harbour (PMH)		a	0818						0918								
Southampton Airport Parkwy (SOA)		d		0748				0825		0840		0851		0905		0914	
Swaythling (SWG)		d						0827									
St Denys (SDN)		d						0830									
Southampton Central (SOU)		a		0756				0836		0847		0858		0912		0922	
Southampton Central (SOU)		d		0800	0817			0837		0849		0900	0903			0924	
Millbrook (Hants) (MBK)		d						0840									
Redbridge (RDB)		d						0843a									
Totton (TTN)		d		0805	0822								0908				
Ashurst New Forest (ANF)		d			0827								0913				
Beaulieu Road (BEU)		d			0831												
Brockenhurst (BCU)	3	a		0816	0837						0913	0921				0937	
Brockenhurst (BCU)	3	d		0812	0817	0838	0842				0912	0914	0922			0938	0942
Lymington Town (LYT)		d		0820			0850				0920						0950
Lymington Pier (LYP)		a		0822			0852				0922						0952
Lymington Pier (LYP)		d					0900										
Yarmouth (I.O.W.) (YMH)		a					0940										
Sway (SWY)		d		0821	0842								0926				
New Milton (NWM)		d		0826	0847								0931			0945	
Hinton Admiral (HNA)		d		0830	0851								0935				
Christchurch (CHR)		d		0836	0857								0941			0953	
Pokesdown (POK)		d		0840	0901								0945			0957	
Bournemouth (BMH)		a		0844	0906					0917		0928	0952			1001	
Bournemouth (BMH)		d		0845	0910							0933				1005	1008
Branksome (BSM)		d		0850	0915							0938					1013
Parkstone (Dorset) (PKS)		d		0853	0918							0941					1016
Poole (POO)	4	a		0857	0922							0945			1014	1020	
Poole (POO)	4	d		0858	0923							0946				1015	
Hamworthy (HAM)		d		0903	0928							0951				1020	
Holton Heath (HOL)		d			0932											1024	
Wareham (WRM)		d		0910	0936						0958					1029	
Wool (WOO)		d		0917	0944											1037	
Moreton (Dorset) (MTN)		d		0923	0950											1043	
Dorchester South (DCH)		d		0931	0958						1014					1053c	
Dorchester West (DCW)		d											1018				
Upwey (UPW)		d		0938	1004								1027			1100	
Weymouth (WEY)		a		0943	1010							1025				1105	

NOTES (see introductory pages for explanation of train operator codes and standard symbols)

- a Arrival time
- d Departure time
- u Stops to pick up only
- c Arrives 3 minutes earlier
- E Runs until 2 November
- F To Salisbury
- G Also calls at Brookwood 0626, Winchfield 0645 and Hook 0649
- H Also calls at Surbiton 0700, Walton-On-Thames 0707, Weybridge 0711, Brookwood 0725, Winchfield 0744 and Hook 0748
- J From Birmingham New Street
- K From Cheltenham Spa
- L From London Waterloo

London to Winchester, Fareham, Portsmouth, Southampton, Lymington, Yarmouth (IOW), Bournemouth and Weymouth

Saturdays from 28 September

Operator	SW	SW	SW	XC	SW	SW	SW	SW	SW	SW	SW	SW	SW	SW	XC	SW	SW
Days of operation/Notes	F	F	F	M	F	F	F	F	F	F	F	F	F	F	N	F	F
1st Class/Reservations/Bus/Ferry Catering facilities																	
London Waterloo (WAT)	15 d		0809		0835					0905					0909		0935
Clapham Junction (CLJ)	10 d									0912u							
Woking (WOK)	d		0834		0900										0934		1000
Farnborough (Main) (FNB)	d		0844												0944		
Fleet (FLE)	d		0850												0950		
Reading (RDG)	7 d			0852												0952	
Basingstoke (BSK)	d		0903	0911						0949					1003	1012	
Micheldever (MIC)	d		0913												1013		
Winchester (WIN)	d		0922	0927	0933			0949	1005						1022	1027	1033
Shawford (SHW)	d							0954									
Romsey (ROM)	d	0907												1007			
Chandlers Ford (CFR)	d	0914												1014			
Eastleigh (ESL)	3 a	0920	0930					0959						1020	1030		
Eastleigh (ESL)	3 d	0921	0931					1000						1021	1031		
Hedge End (HDE)	d		0937												1037		
Botley (BOE)	d		0941												1041		
Fareham (FRM)	a		0949												1049		
Portchester (PTC)	a		0955												1055		
Cosham (CSA)	a		0959												1059		
Hilsea (HLS)	a		1004												1104		
Fratton (FTN)	a		1008												1108		
Portsmouth & Southsea (PMS)	a		1013												1113		
Portsmouth Harbour (PMH)	a		1018												1118		
Southampton Airport Parkwy (SOA)	d	0925		0936	0942			1005	1014					1025		1036	1042
Swaythling (SWG)	d	0927												1027			
St Denys (SDN)	d	0930												1030			
Southampton Central (SOU)	a	0936		0943	0949			1012	1022					1036		1043	1050
Southampton Central (SOU)	d	0937		0945	0951		0956		1024					1037		1045	1051
Millbrook (Hants) (MBK)	d	0940												1040			
Redbridge (RDB)	d	0943a												1043a			
Totton (TTN)	d							1001									
Ashurst New Forest (ANF)	d							1006									
Beaulieu Road (BEU)	d							1010									
Brockenhurst (BCU)	3 a		0958	1004			1016		1037								1105
Brockenhurst (BCU)	3 d		0959	1005	1012	1017			1038	1042							1106
Lymington Town (LYT)	d				1020					1050							
Lymington Pier (LYP)	a				1022					1052							
Lymington Pier (LYP)	d	1000											1100				
Yarmouth (I.O.W.) (YMH)	a	1040											1140				
Sway (SWY)	d							1022									
New Milton (NWM)	d							1027		1045							
Hinton Admiral (HNA)	d							1031									
Christchurch (CHR)	d							1036		1053							
Pokesdown (POK)	d							1040		1057							
Bournemouth (BMH)	a			1013	1021			1044		1101						1113	1121
Bournemouth (BMH)	d				1025				1105	1108							1125
Branksome (BSM)	d				1030					1113							1130
Parkstone (Dorset) (PKS)	d				1033					1116							1133
Poole (POO)	4 a				1037					1114	1120						1137
Poole (POO)	4 d				1038					1115							1138
Hamworthy (HAM)	d				1043					1120							1143
Holton Heath (HOL)	d									1124							
Wareham (WRM)	d				1050					1129							1150
Wool (WOO)	d									1137							
Moreton (Dorset) (MTN)	d									1143							
Dorchester South (DCH)	d					1107				1151							1207
Dorchester West (DCW)	d																
Upwey (UPW)	d									1157							
Weymouth (WEY)	a				1116					1203							1216

NOTES (see introductory pages for explanation of train operator codes and standard symbols)

- a Arrival time
- d Departure time
- u Stops to pick up only
- F To Salisbury
- L From London Waterloo
- M From Manchester Piccadilly
- N From Nottingham

London to Winchester, Fareham, Portsmouth, Southampton, Lymington, Yarmouth (IOW), Bournemouth and Weymouth

Saturdays from 28 September

Operator	GW	SW	SW	SW	SW	SW	SW	SW	SW	SW	XC	SW	SW	SW	SW	SW	SW	SW
Days of operation/Notes 1st Class/Reservations/Bus/Ferry Catering facilities	P	□	□	□	L	□	□	□	F	□	M	□	□	□	□	L	□	□
London Waterloo (WAT)	15	d			1005					1009		1035						1105
Clapham Junction (CLJ)	10	d			1012u													1112u
Woking (WOK)		d								1034		1100						
Farnborough (Main) (FNB)		d								1044								
Fleet (FLE)		d								1050								
Reading (RDG)	7	d										1052						
Basingstoke (BSK)		d			1048					1103	1111							1148
Micheldever (MIC)		d								1113								
Winchester (WIN)		d		1049	1105					1122	1127	1133				1149	1205	
Shawford (SHW)		d		1054												1154		
Romsey (ROM)		d								1107								
Chandlers Ford (CFR)		d								1114								
Eastleigh (ESL)	3	a		1059						1120	1130					1159		
Eastleigh (ESL)	3	d		1100						1121	1131					1200		
Hedge End (HDE)		d								1137								
Botley (BOE)		d								1141								
Fareham (FRM)		a								1149								
Portchester (PTC)		a								1155								
Cosham (CSA)		a								1159								
Hilsea (HLS)		a								1204								
Fratton (FTN)		a								1208								
Portsmouth & Southsea (PMS)		a								1213								
Portsmouth Harbour (PMH)		a								1218								
Southampton Airport Parkwy (SOA)		d		1105	1114					1125		1136	1142			1205	1214	
Swaythling (SWG)		d								1127								
St Denys (SDN)		d								1130								
Southampton Central (SOU)		a		1112	1122					1136		1143	1149			1212	1222	
Southampton Central (SOU)		d		1056	1124					1137		1145	1151		1156		1224	
Millbrook (Hants) (MBK)		d								1140								
Redbridge (RDB)		d								1143a								
Totton (TTN)		d		1101											1201			
Ashurst New Forest (ANF)		d		1106											1206			
Beaulieu Road (BEU)		d													1210			
Brockenhurst (BCU)	3	a		1116	1137							1205		1216		1237		
Brockenhurst (BCU)	3	d		1117	1138	1142						1206	1212	1217		1238	1242	
Lymington Town (LYT)		d				1150							1220				1250	
Lymington Pier (LYP)		a				1152							1222				1252	
Lymington Pier (LYP)		d							1200									
Yarmouth (I.O.W.) (YMH)		a							1240									
Sway (SWY)		d		1122											1222			
New Milton (NWM)		d		1127	1145										1227		1245	
Hinton Admiral (HNA)		d		1131											1231			
Christchurch (CHR)		d		1136	1153										1236		1253	
Pokesdown (POK)		d		1140	1157										1240		1257	
Bournemouth (BMH)		a		1144	1201						1213	1221		1244		1301		
Bournemouth (BMH)		d			1205	1208									1225		1305	1308
Branksome (BSM)		d				1213									1230			1313
Parkstone (Dorset) (PKS)		d				1216									1233			1316
Poole (POO)	4	a			1214	1220									1237		1314	1320
Poole (POO)	4	d				1215									1238		1315	
Hamworthy (HAM)		d				1220									1243		1320	
Holton Heath (HOL)		d				1224											1324	
Wareham (WRM)		d				1229						1250					1329	
Wool (WOO)		d				1237											1337	
Moreton (Dorset) (MTN)		d				1243											1343	
Dorchester South (DCH)		d				1251							1307				1351	
Dorchester West (DCW)		d	1213															
Upwey (UPW)		d	1222			1257											1357	
Weymouth (WEY)		a	1227			1303							1316				1403	

NOTES (see introductory pages for explanation of train operator codes and standard symbols)

- a Arrival time
- d Departure time
- u Stops to pick up only
- F To Salisbury
- L From London Waterloo
- M From Manchester Piccadilly
- P From Gloucester

London to Winchester, Fareham, Portsmouth, Southampton, Lymington, Yarmouth (IOW), Bournemouth and Weymouth

Saturdays from 28 September

Operator	SW	SW	SW	XC	SW	GW	SW	SW	SW	SW	SW	SW	SW	SW	SW	XC	SW
Days of operation/Notes	F	F	F	M	F	P	F	F	F	F	L	F	F	F	F	M	F
1st Class/Reservations/Bus/Ferry Catering facilities																	
London Waterloo (WAT)	15 d		1109		1135						1205					1209	1235
Clapham Junction (CLJ)	10 d										1212u						
Woking (WOK)	d		1134		1200											1234	1304
Farnborough (Main) (FNB)	d		1144													1244	
Fleet (FLE)	d		1150													1250	
Reading (RDG)	7 d			1152													1252
Basingstoke (BSK)	d		1203	1212							1248					1303	1311
Micheldever (MIC)	d		1213													1313	
Winchester (WIN)	d		1222	1228	1233					1249	1305					1322	1327
Shawford (SHW)	d									1254							1336
Romsey (ROM)	d	1207														1307	
Chandlers Ford (CFR)	d	1214														1314	
Eastleigh (ESL)	3 a	1220	1230							1259						1320	1330
Eastleigh (ESL)	3 d	1221	1231							1300						1321	1331
Hedge End (HDE)	d		1237														1337
Botley (BOE)	d		1241														1341
Fareham (FRM)	a		1249														1349
Portchester (PTC)	a		1255														1355
Cosham (CSA)	a		1259														1359
Hilsea (HLS)	a		1304														1404
Fratton (FTN)	a		1308														1408
Portsmouth & Southsea (PMS)	a		1313														1413
Portsmouth Harbour (PMH)	a		1318														1418
Southampton Airport Parkwy (SOA)	d	1225		1236	1242					1305	1314					1325	1336
Swaythling (SWG)	d	1227														1327	
St Denys (SDN)	d	1231														1330	
Southampton Central (SOU)	a	1236		1244	1249					1312	1322					1336	1343
Southampton Central (SOU)	d	1238		1246	1251					1256	1324					1337	1345
Millbrook (Hants) (MBK)	d	1240														1340	
Redbridge (RDB)	d	1244a														1343a	
Totton (TTN)	d									1301							
Ashurst New Forest (ANF)	d									1306							
Beaulieu Road (BEU)	d																
Brockenhurst (BCU)	3 a				1304					1316	1337						1407
Brockenhurst (BCU)	3 d				1305					1312	1317	1338	1342				1408
Lymington Town (LYT)	d									1320			1350				
Lymington Pier (LYP)	a									1322			1352				
Lymington Pier (LYP)	d	1300												1400			
Yarmouth (I.O.W.) (YMH)	a	1340												1440			
Sway (SWY)	d									1322							
New Milton (NWM)	d									1327			1345				
Hinton Admiral (HNA)	d									1331							
Christchurch (CHR)	d									1336			1353				
Pokesdown (POK)	d									1340			1357				
Bournemouth (BMH)	a			1313	1321					1344			1401				1413
Bournemouth (BMH)	d				1325						1405	1408					1427
Branksome (BSM)	d				1330							1413					1432
Parkstone (Dorset) (PKS)	d				1333							1416					1435
Poole (POO)	4 a				1337							1414	1420				1438
Poole (POO)	4 d				1338							1415					1439
Hamworthy (HAM)	d				1343							1420					1444
Holton Heath (HOL)	d											1424					
Wareham (WRM)	d				1350							1429					1451
Wool (WOO)	d											1437					
Moreton (Dorset) (MTN)	d											1443					
Dorchester South (DCH)	d				1407							1451					1508
Dorchester West (DCW)	d									1413							
Upwey (UPW)	d									1422							
Weymouth (WEY)	a				1416	1427						1457					1520

NOTES (see introductory pages for explanation of train operator codes and standard symbols)

- a Arrival time
- d Departure time
- u Stops to pick up only
- F To Salisbury
- L From London Waterloo
- M From Manchester Piccadilly
- P From Gloucester

## London to Winchester, Fareham, Portsmouth, Southampton, Lymington, Yarmouth (IOW), Bournemouth and Weymouth

**Saturdays** from 28 September

Operator	SW	SW	SW	SW	SW	SW	SW	SW	SW	SW	XC	SW	SW	GW	SW	SW	SW	SW
Days of operation/Notes 1st Class/Reservations/Bus/Ferry Catering facilities	□	□	□	□	L	□	□	□	□	□	□	□	□	P	□	□	□	L
London Waterloo (WAT)	15	d			1305					1309		1335						1405
Clapham Junction (CLJ)	10	d			1312u													1412u
Woking (WOK)		d								1334		1400						
Farnborough (Main) (FNB)		d								1344								
Fleet (FLE)		d								1350								
Reading (RDG)	7	d									1352							
Basingstoke (BSK)		d			1349					1403	1411							1449
Micheldever (MIC)		d								1413								
Winchester (WIN)		d		1349	1405					1422	1427	1433				1449	1505	
Shawford (SHW)		d		1354												1454		
Romsey (ROM)		d								1407								
Chandlers Ford (CFR)		d								1414								
Eastleigh (ESL)	3	a		1359						1420	1430						1459	
Eastleigh (ESL)	3	d		1400						1421	1431						1500	
Hedge End (HDE)		d								1437								
Botley (BOE)		d								1441								
Fareham (FRM)		a								1449								
Portchester (PTC)		a								1455								
Cosham (CSA)		a								1459								
Hilsea (HLS)		a								1504								
Fratton (FTN)		a								1508								
Portsmouth & Southsea (PMS)		a								1513								
Portsmouth Harbour (PMH)		a								1518								
Southampton Airport Parkwy (SOA)		d		1405	1414					1425		1436	1442				1505	1514
Swaythling (SWG)		d								1427								
St Denys (SDN)		d								1430								
Southampton Central (SOU)		a		1412	1422					1435		1443	1449				1512	1522
Southampton Central (SOU)		d		1356	1424					1437		1445	1451				1456	1524
Millbrook (Hants) (MBK)		d								1440								
Redbridge (RDB)		d								1443a								
Totton (TTN)		d		1401													1501	
Ashurst New Forest (ANF)		d		1406													1506	
Beaulieu Road (BEU)		d		1410														
Brockenhurst (BCU)	3	a		1416	1437							1505					1516	1537
Brockenhurst (BCU)	3	d	1412	1417	1438	1442						1506	1512				1517	1538
Lymington Town (LYT)		d	1420			1450							1520					
Lymington Pier (LYP)		a	1422			1452							1522					
Lymington Pier (LYP)		d							1500									
Yarmouth (I.O.W.) (YMH)		a							1540									
Sway (SWY)		d		1422														1522
New Milton (NWM)		d		1427	1445													1527
Hinton Admiral (HNA)		d		1431														1531
Christchurch (CHR)		d		1436	1453													1536
Pokesdown (POK)		d		1440	1457													1540
Bournemouth (BMH)		a		1444	1501						1513	1521						1544
Bournemouth (BMH)		d			1505	1508												1605
Branksome (BSM)		d				1513							1530					1608
Parkstone (Dorset) (PKS)		d				1516							1533					1613
Poole (POO)	4	a			1514	1520							1537					1616
Poole (POO)	4	d			1515								1538					1620
Hamworthy (HAM)		d			1520								1543					1624
Holton Heath (HOL)		d			1524													1629
Wareham (WRM)		d			1529								1550					1637
Wool (WOO)		d			1537													1643
Moreton (Dorset) (MTN)		d			1543													1651
Dorchester South (DCH)		d			1551								1607					1658
Dorchester West (DCW)		d												1613				1703
Upwey (UPW)		d			1557									1622				1703
Weymouth (WEY)		a			1603								1616	1627				

**NOTES** (see introductory pages for explanation of train operator codes and standard symbols)

- a Arrival time
- d Departure time
- u Stops to pick up only
- F To Salisbury
- L From London Waterloo
- M From Manchester Piccadilly
- P From Gloucester

London to Winchester, Fareham, Portsmouth, Southampton, Lymington, Yarmouth (IOW), Bournemouth and Weymouth

Saturdays from 28 September

Operator	SW	SW	SW	SW	XC	SW	SW	SW	SW	SW	SW	SW	SW	SW	XC	SW	
Days of operation/Notes	□	☞	F	□	M	□	□	□	□	□	L	□	☞	F	M	□	
1st Class/Reservations/Bus/Ferry	□	☞	□	□	□	□	□	□	□	□	□	□	☞	□	□	□	
Catering facilities	□	☞	□	□	☞	□	□	□	□	□	□	□	☞	□	☞	□	
London Waterloo (WAT)	☞ 15 d			1409		1435					1505				1509	1535	
Clapham Junction (CLJ)	10 d										1512u						
Woking (WOK)	d			1434		1500								1534		1600	
Farnborough (Main) (FNB)	d			1444										1544			
Fleet (FLE)	d			1450										1550			
Reading (RDG)	7 d				1452											1552	
Basingstoke (BSK)	d			1503	1511						1549			1603	1611		
Micheldever (MIC)	d			1513										1613			
Winchester (WIN)	d			1522	1527	1533				1549	1605			1622	1627	1633	
Shawford (SHW)	d									1554							
Romsey (ROM)	d			1507										1607			
Chandlers Ford (CFR)	d			1514										1614			
Eastleigh (ESL)	3 a			1520	1530					1559				1620	1630		
Eastleigh (ESL)	3 d			1521	1531					1600				1621	1631		
Hedge End (HDE)	d				1537										1637		
Botley (BOE)	d				1541										1641		
Fareham (FRM)	a				1549										1649		
Portchester (PTC)	a				1555										1655		
Cosham (CSA)	a				1559										1659		
Hilsea (HLS)	a				1604										1704		
Fratton (FTN)	a				1608										1708		
Portsmouth & Southsea (PMS)	a				1613										1713		
Portsmouth Harbour (PMH)	☞ a				1618										1718		
Southampton Airport Parkwy (SOA)	☞ d			1525		1535	1542			1605	1614			1625		1636	1642
Swaythling (SWG)	d			1527										1627			
St Denys (SDN)	d			1530										1630			
Southampton Central (SOU)	a			1536		1542	1549			1612	1622			1636		1643	1649
Southampton Central (SOU)	d			1537		1545	1551		1556		1624			1637		1645	1651
Millbrook (Hants) (MBK)	d			1540										1640			
Redbridge (RDB)	d			1543a										1643a			
Totton (TTN)	d									1601							
Ashurst New Forest (ANF)	d									1606							
Beaulieu Road (BEU)	d									1610							
Brockenhurst (BCU)	3 a					1605				1616		1637					1704
Brockenhurst (BCU)	3 d	1542				1606	1612	1617			1638	1642					1705
Lymington Town (LYT)	d	1550					1620					1650					
Lymington Pier (LYP)	a	1552					1622					1652					
Lymington Pier (LYP)	☞ d		1600										1700				
Yarmouth (I.O.W.) (YMH)	☞ a		1640										1740				
Sway (SWY)	d								1622								
New Milton (NWM)	d								1627			1645					
Hinton Admiral (HNA)	d								1631								
Christchurch (CHR)	d								1636			1653					
Pokesdown (POK)	d								1640			1657					
Bournemouth (BMH)	a				1613	1621			1644			1701				1715	1721
Bournemouth (BMH)	d						1625				1705	1708					1725
Branksome (BSM)	d						1630					1713					1730
Parkstone (Dorset) (PKS)	d						1633					1716					1733
Poole (POO)	4 a						1637				1714	1720					1737
Poole (POO)	4 d						1638				1715						1738
Hamworthy (HAM)	d						1643				1720						1743
Holton Heath (HOL)	d										1724						
Wareham (WRM)	d					1650					1729						1750
Wool (WOO)	d										1736						
Moreton (Dorset) (MTN)	d										1742						
Dorchester South (DCH)	d					1707					1750						1809
Dorchester West (DCW)	d																
Upwey (UPW)	d										1756						
Weymouth (WEY)	a					1716					1802						1820

NOTES (see introductory pages for explanation of train operator codes and standard symbols)

- a Arrival time
- d Departure time
- u Stops to pick up only
- F To Salisbury
- L From London Waterloo
- M From Manchester Piccadilly



## London to Winchester, Fareham, Portsmouth, Southampton, Lymington, Yarmouth (IOW), Bournemouth and Weymouth

**Saturdays** from 28 September

Operator	SW	GW	SW	SW	SW	SW	SW	SW	SW	SW	SW	XC	SW	SW	GW	SW	SW	
Days of operation/Notes 1st Class/Reservations/Bus/Ferry Catering facilities	□	P	□	□	□	L	□	□	F	□	□	□	□	□	P	□	□	
London Waterloo (WAT)	15	d				1605					1609		1635					
Clapham Junction (CLJ)	10	d				1612u												
Woking (WOK)		d									1634		1700					
Farnborough (Main) (FNB)		d									1644							
Fleet (FLE)		d									1650							
Reading (RDG)	7	d										1652						
Basingstoke (BSK)		d				1649					1703	1711						
Micheldever (MIC)		d									1713							
Winchester (WIN)		d			1649	1705					1722	1727	1733					1749
Shawford (SHW)		d			1654													1754
Romsey (ROM)		d									1707							
Chandlers Ford (CFR)		d									1714							
Eastleigh (ESL)	3	a			1659						1720	1730						1759
Eastleigh (ESL)	3	d			1700						1721	1731						1800
Hedge End (HDE)		d										1737						
Botley (BOE)		d										1741						
Fareham (FRM)		a										1749						
Portchester (PTC)		a										1755						
Cosham (CSA)		a										1759						
Hilsea (HLS)		a										1804						
Fratton (FTN)		a										1808						
Portsmouth & Southsea (PMS)		a										1813						
Portsmouth Harbour (PMH)		a										1818						
Southampton Airport Parkwy (SOA)		d			1705	1714					1725		1735	1742				1805
Swaythling (SWG)		d									1727							
St Denys (SDN)		d									1730							
Southampton Central (SOU)		a			1712	1722					1736		1742	1749				1812
Southampton Central (SOU)		d			1656	1724					1737		1745	1751				1756
Millbrook (Hants) (MBK)		d									1740							
Redbridge (RDB)		d									1744a							
Totton (TTN)		d			1701													1801
Ashurst New Forest (ANF)		d			1706													1806
Beaulieu Road (BEU)		d																1810
Brockenhurst (BCU)	3	a			1716	1737							1804					1816
Brockenhurst (BCU)	3	d	1712		1717	1738		1742					1805	1812				1817
Lymington Town (LYT)		d	1720					1750						1820				
Lymington Pier (LYP)		a	1722					1752						1822				
Lymington Pier (LYP)		d							1800									
Yarmouth (I.O.W.) (YMH)		a							1840									
Sway (SWY)		d			1722													1822
New Milton (NWM)		d			1727	1745												1827
Hinton Admiral (HNA)		d			1731													1831
Christchurch (CHR)		d			1736	1753												1836
Pokesdown (POK)		d			1740	1757												1840
Bournemouth (BMH)		a			1744	1801						1813	1821					1844
Bournemouth (BMH)		d				1805	1808							1825				
Branksome (BSM)		d					1813							1830				
Parkstone (Dorset) (PKS)		d					1816							1833				
Poole (POO)	4	a				1814	1820							1837				
Poole (POO)	4	d				1815								1838				
Hamworthy (HAM)		d				1820								1843				
Holton Heath (HOL)		d				1824												
Wareham (WRM)		d				1829								1850				
Wool (WOO)		d				1837												
Moreton (Dorset) (MTN)		d				1843												
Dorchester South (DCH)		d				1851								1907				
Dorchester West (DCW)		d			1813													1923
Upwey (UPW)		d			1822	1857												1932
Weymouth (WEY)		a			1827	1903								1916				1937

**NOTES** (see introductory pages for explanation of train operator codes and standard symbols)

- a Arrival time
- d Departure time
- u Stops to pick up only
- F To Salisbury
- L From London Waterloo
- M From Manchester Piccadilly
- P From Gloucester

London to Winchester, Fareham, Portsmouth, Southampton, Lymington, Yarmouth (IOW), Bournemouth and Weymouth

Saturdays from 28 September

Operator	SW	SW L	SW	SW E	SW F	SW	XC M	SW	SW	GW P	SW	SW	SW	SW L	SW	SW	SW F
Days of operation/Notes 1st Class/Reservations/Bus/Ferry Catering facilities	□	□	□	☐	□	□	□◇ ☐	□	□	□	□	□	□	□	□	☐	□
London Waterloo (WAT)	15 d	1705				1709		1735						1805			
Clapham Junction (CLJ)	10 d	1712u												1812u			
Woking (WOK)	d					1734		1800									
Farnborough (Main) (FNB)	d					1744											
Fleet (FLE)	d					1750											
Reading (RDG)	7 d							1752									
Basingstoke (BSK)	d	1749				1803	1811							1849			
Micheldever (MIC)	d					1813											
Winchester (WIN)	d	1805				1822	1827	1833					1849	1905			
Shawford (SHW)	d												1854				
Romsey (ROM)	d					1807											1907
Chandlers Ford (CFR)	d					1814											1914
Eastleigh (ESL)	3 a					1820	1830						1859				1920
Eastleigh (ESL)	3 d					1821	1831						1900				1921
Hedge End (HDE)	d						1837										
Botley (BOE)	d						1841										
Fareham (FRM)	a						1849										
Portchester (PTC)	a						1855										
Cosham (CSA)	a						1859										
Hilsea (HLS)	a						1904										
Fratton (FTN)	a						1908										
Portsmouth & Southsea (PMS)	a						1913										
Portsmouth Harbour (PMH)	☐ a						1918										
Southampton Airport Parkwy (SOA)	☐ d	1814				1825		1835	1842				1905	1914			1925
Swaythling (SWG)	d					1827											1927
St Denys (SDN)	d					1830											1930
Southampton Central (SOU)	a	1822				1836		1842	1849				1912	1921			1935
Southampton Central (SOU)	d	1823				1837		1845	1851				1856	1924			1937
Millbrook (Hants) (MBK)	d					1840											1940
Redbridge (RDB)	d					1843a											1943a
Totton (TTN)	d												1901				
Ashurst New Forest (ANF)	d												1906				
Beaulieu Road (BEU)	d																
Brockenhurst (BCU)	3 a	1837						1905					1916	1937			
Brockenhurst (BCU)	3 d	1838	1842					1906	1912				1917	1938	1942		
Lymington Town (LYT)	d		1850						1920						1950		
Lymington Pier (LYP)	a		1852						1922						1952		
Lymington Pier (LYP)	☐ d					1900											2000
Yarmouth (I.O.W.) (YMH)	☐ a					1940											2040
Sway (SWY)	d												1922				
New Milton (NWM)	d	1845											1927	1945			
Hinton Admiral (HNA)	d												1931				
Christchurch (CHR)	d	1853											1936	1953			
Pokesdown (POK)	d	1857											1940	1957			
Bournemouth (BMH)	a	1901						1913	1922				1944	2001			
Bournemouth (BMH)	d	1905	1908											2005	2008		
Branksome (BSM)	d		1913												2013		
Parkstone (Dorset) (PKS)	d		1916												2016		
Poole (POO)	4 a	1914	1920											2014	2020		
Poole (POO)	4 d	1915												2015			
Hamworthy (HAM)	d	1920												2020			
Holton Heath (HOL)	d	1924												2024			
Wareham (WRM)	d	1929						1950						2029			
Wool (WOO)	d	1937												2037			
Moreton (Dorset) (MTN)	d	1943												2043			
Dorchester South (DCH)	d	1951						2006						2051			
Dorchester West (DCW)	d												2010				
Upwey (UPW)	d	1957												2019			2058
Weymouth (WEY)	a	2003						2015						2025			2104

NOTES (see introductory pages for explanation of train operator codes and standard symbols)

- a Arrival time
- d Departure time
- u Stops to pick up only
- E Runs until 2 November
- F To Salisbury
- L From London Waterloo
- M From Manchester Piccadilly
- P From Gloucester

London to Winchester, Fareham, Portsmouth, Southampton, Lymington, Yarmouth (IOW), Bournemouth and Weymouth

Saturdays from 28 September

Operator	SW	XC	SW	SW	SW	SW	SW	SW	SW	SW	SW	XC	SW	SW	SW	SW		
Days of operation/Notes 1st Class/Reservations/Bus/Ferry Catering facilities	1	M 1 ◇ ⚓	1	1	1	1	1	L 1	1	E 1 ⚓	F 1	1	M 1 ◇ ⚓	1	1	1		
London Waterloo (WAT)	16	d	1809	1835				1905					1909			1935		
Clapham Junction (CLJ)	10	d						1912u										
Woking (WOK)		d	1834	1900									1934		2000			
Farnborough (Main) (FNB)		d	1844										1944					
Fleet (FLE)		d	1850										1950					
Reading (RDG)	7	d		1852										1951				
Basingstoke (BSK)		d	1903	1911				1949					2003	2011				
Micheldever (MIC)		d	1913										2013					
Winchester (WIN)		d	1922	1927	1933		1949	2006					2022	2027	2033	2049		
Shawford (SHW)		d					1954									2054		
Romsey (ROM)		d											2007					
Chandlers Ford (CFR)		d											2014					
Eastleigh (ESL)	3	a	1930				1959						2020	2030		2100		
Eastleigh (ESL)	3	d	1931				2000						2021	2031		2100		
Hedge End (HDE)		d	1937											2037				
Botley (BOE)		d	1941											2041				
Fareham (FRM)		a	1949											2049				
Portchester (PTC)		a	1955											2055				
Cosham (CSA)		a	1959											2059				
Hilsea (HLS)		a	2004											2104				
Fratton (FTN)		a	2008											2108				
Portsmouth & Southsea (PMS)		a	2013											2113				
Portsmouth Harbour (PMH)	⚓	a	2018											2118				
Southampton Airport Parkwy (SOA)	↔	d		1935	1942			2005	2014				2025		2035	2042	2105	
Swaythling (SWG)		d											2027					
St Denys (SDN)		d											2030					
Southampton Central (SOU)		a		1942	1949			2012	2022					2036		2042	2049	2112
Southampton Central (SOU)		d		1945	1951			1956	2024					2037		2045	2051	2056
Millbrook (Hants) (MBK)		d												2040				
Redbridge (RDB)		d												2043a				
Totton (TTN)		d						2001										2101
Ashurst New Forest (ANF)		d						2006										2106
Beaulieu Road (BEU)		d						2010										
Brockenhurst (BCU)	3	a		1958	2004			2016	2037							2104		2116
Brockenhurst (BCU)	3	d		1959	2005	2012	2017		2038	2042						2105	2112	2117
Lymington Town (LYT)		d				2020				2050							2120	
Lymington Pier (LYP)		a				2022				2052							2122	
Lymington Pier (LYP)	⚓	d																
Yarmouth (I.O.W.) (YMH)	⚓	a																
Sway (SWY)		d					2022											2122
New Milton (NWM)		d					2027		2045									2127
Hinton Admiral (HNA)		d					2031											2131
Christchurch (CHR)		d					2036		2053									2136
Pokesdown (POK)		d					2040		2057									2140
Bournemouth (BMH)		a		2013	2021			2044	2101						2113	2121		2144
Bournemouth (BMH)		d			2025				2105	2108								2125
Branksome (BSM)		d			2030					2113								2130
Parkstone (Dorset) (PKS)		d			2033					2116								2133
Poole (POO)	4	a			2037				2114	2120								2137
Poole (POO)	4	d			2038				2115									2138
Hamworthy (HAM)		d			2043				2120									2143
Holton Heath (HOL)		d																
Wareham (WRM)		d			2050				2127									2150
Wool (WOO)		d							2135									2157
Moreton (Dorset) (MTN)		d							2145e									2203
Dorchester South (DCH)		d			2107				2153									2211
Dorchester West (DCW)		d																
Upwey (UPW)		d							2200									2218
Weymouth (WEY)		a			2116				2205									2223

NOTES (see introductory pages for explanation of train operator codes and standard symbols)

- a Arrival time
- d Departure time
- u Stops to pick up only
- e Arrives 4 minutes earlier
- E Runs until 2 November
- F To Salisbury
- L From London Waterloo
- M From Manchester Piccadilly

London to Winchester, Fareham, Portsmouth, Southampton, Lymington, Yarmouth (IOW), Bournemouth and Weymouth

Saturdays from 28 September






Operator	SW	SW	SW	SW	XC	GW	SW	SW	SW	GW	SW	SW	SW	XC	SW	SW	SW	
Days of operation/Notes 1st Class/Reservations/Bus/Ferry Catering facilities	□	□	F □	□	M □◇ ⚓	Q	□	□	□	R	□	F □	□	M □◇ ⚓	□	□	F □	
London Waterloo (WAT)	d	2005			2009						2105			2109			2135	2205
Clapham Junction (CLJ)	d	2012u									2112u						2212u	
Woking (WOK)	d				2034			2101						2134		2200		
Farnborough (Main) (FNB)	d				2044									2144				
Fleet (FLE)	d				2050									2150				
Reading (RDG)	d				2052											2152		
Basingstoke (BSK)	d	2049			2103	2111					2148			2203	2211		2250	
Micheldever (MIC)	d				2113									2213				
Winchester (WIN)	d	2105			2122	2127		2133			2149		2205	2222	2227	2233	2307	
Shawford (SHW)	d										2154							
Romsey (ROM)	d			2107										2207				2311
Chandlers Ford (CFR)	d			2114										2214				2318
Eastleigh (ESL)	a			2120	2130					2159				2220	2230			2324
Eastleigh (ESL)	d			2121	2131					2200	2205			2221	2231			2324
Hedge End (HDE)	d				2137										2237			
Botley (BOE)	d				2141										2241			
Fareham (FRM)	a				2149										2249			
Portchester (PTC)	a				2155										2255			
Cosham (CSA)	a				2159										2259			
Hilsea (HLS)	a				2204										2304			
Fratton (FTN)	a				2208										2308			
Portsmouth & Southsea (PMS)	a				2213										2312			
Portsmouth Harbour (PMH)	a				2218										2316			
Southampton Airport Parkwy (SOA)	d	2114		2125		2136		2142		2205	2209	2214	2225		2236	2242	2315	2328
Swaythling (SWG)	d			2127									2227					2331
St Denys (SDN)	d			2130									2230					2335
Southampton Central (SOU)	a	2122		2136		2144		2149		2212	2218	2225	2235		2243	2251	2322	2340
Southampton Central (SOU)	d	2124		2137		2145		2151				2229	2237		2245	2252	2324	2342
Millbrook (Hants) (MBK)	d			2140									2240					2344
Redbridge (RDB)	d			2143a									2243a					2348a
Totton (TTN)	d	2129										2234						2329
Ashurst New Forest (ANF)	d	2134										2239						2334
Beaulieu Road (BEU)	d																	
Brockenhurst (BCU)	a	2142						2206				2247				2306	2342	
Brockenhurst (BCU)	d	2143	2148					2207	2218			2248				2307	2343	
Lymington Town (LYT)	d		2156						2226									
Lymington Pier (LYP)	a		2158						2228									
Lymington Pier (LYP)	d																	
Yarmouth (I.O.W.) (YMH)	a																	
Sway (SWY)	d	2148										2253						2347
New Milton (NWM)	d	2153										2258						2352
Hinton Admiral (HNA)	d	2158										2303						2357
Christchurch (CHR)	d	2203										2308						0003
Pokesdown (POK)	d	2207										2312						0006
Bournemouth (BMH)	a	2211			2215		2222					2316		2318	2325	0010		
Bournemouth (BMH)	d	2213						2227				2318				2328	0012	
Branksome (BSM)	d	2218						2232				2323				2333	0017	
Parkstone (Dorset) (PKS)	d	2222						2235				2327				2336	0020	
Poole (POO)	a	2227						2238				2331				2340	0024	
Poole (POO)	d							2239								2341		
Hamworthy (HAM)	d							2244								2346		
Holton Heath (HOL)	d																	
Wareham (WRM)	d							2251								2352		
Wool (WOO)	d							2259								2359		
Moreton (Dorset) (MTN)	d							2305								0006		
Dorchester South (DCH)	d							2313								0014		
Dorchester West (DCW)	d						2251											
Upwey (UPW)	d						2300	2320									0020	
Weymouth (WEY)	a						2305	2326									0026	

NOTES (see introductory pages for explanation of train operator codes and standard symbols)

- a Arrival time
- d Departure time
- u Stops to pick up only
- F To Salisbury
- M From Manchester Piccadilly
- Q From Bristol Temple Meads
- R To Westbury

## London to Winchester, Fareham, Portsmouth, Southampton, Lymington, Yarmouth (IOW), Bournemouth and Weymouth

**Saturdays** from 28 September

Operator Days of operation/Notes	SW	XC M	SW	SW	SW SUM	SW	SW SUM S	SW SUM T
1st Class/Reservations/Bus/Ferry Catering facilities	1	1◇ 2	1	1	1	1	1	1
London Waterloo (WAT)  15 d	2209		2235	2305		2335	0010	0105
Clapham Junction (CLJ) 10 d				2312u		2342u	0017u	0115
Woking (WOK) d	2234		2300	2332		0003	0040	0149
Farnborough (Main) (FNB) d	2244					0014		0158s
Fleet (FLE) d	2250					0020		0204s
Reading (RDG) 7 d		2252						
Basingstoke (BSK) d	2303	2311		2352		0035	0100	0216s
Micheldever (MIC) d	2313			0002				
Winchester (WIN) d	2322	2327	2333	0011		0051	0116	0233s
Shawford (SHW) d	2327			0016				
Romsey (ROM) d								
Chandlers Ford (CFR) d								
Eastleigh (ESL) 3 a	2333			0022		0059	0124	0242s
Eastleigh (ESL) 3 d	2334			0022	0030	0100	0125	
Hedge End (HDE) d	2340				0036s			
Botley (BOE) d	2344				0040s			
Fareham (FRM) a	2352				0048s			
Portchester (PTC) a	2358				0054s			
Cosham (CSA) a	0002				0058s			
Hilsea (HLS) a	0008							
Fratton (FTN) a	0012				0106s			
Portsmouth & Southsea (PMS) a	0015				0109			
Portsmouth Harbour (PMH)  a	0019							
Southampton Airport Parkwy (SOA)  d		2335	2342	0026		0105	0129	0246s
Swaythling (SWG) d								
St Denys (SDN) d				0030s				0251s
Southampton Central (SOU) a		2342	2349	0035		0112	0136	0256
Southampton Central (SOU) d			2351	0037			0138	
Millbrook (Hants) (MBK) d								
Redbridge (RDB) d								
Totton (TTN) d				0042s			0143s	
Ashurst New Forest (ANF) d								
Beaulieu Road (BEU) d								
Brockenhurst (BCU) 3 a			0004	0053s			0154s	
Brockenhurst (BCU) 3 d			0005					
Lymington Town (LYT) d								
Lymington Pier (LYP) a								
Lymington Pier (LYP)  d								
Yarmouth (I.O.W.) (YMH)  a								
Sway (SWY) d								
New Milton (NWM) d			0012s	0100s			0201s	
Hinton Admiral (HNA) d								
Christchurch (CHR) d			0020s	0108s			0208s	
Pokesdown (POK) d			0024s	0112s			0212s	
Bournemouth (BMH) a			0028	0116			0217	
Bournemouth (BMH) d			0030	0118				
Branksome (BSM) d			0035	0123s				
Parkstone (Dorset) (PKS) d			0038	0126s				
Poole (POO) 4 a			0042	0129				
Poole (POO) 4 d								
Hamworthy (HAM) d								
Holton Heath (HOL) d								
Wareham (WRM) d								
Wool (WOO) d								
Moreton (Dorset) (MTN) d								
Dorchester South (DCH) d								
Dorchester West (DCW) d								
Upwey (UPW) d								
Weymouth (WEY) a								

**NOTES** (see introductory pages for explanation of train operator codes and standard symbols)

- a Arrival time
- d Departure time
- s Stops to set down only
- u Stops to pick up only
- M From Manchester Piccadilly
- S Also calls at Wimbledon 0023
- T Also calls at Vauxhall 0109, Wimbledon 0127 and Surbiton 0135
- SUM Sunday mornings

London to Winchester, Fareham, Portsmouth, Southampton, Lymington, Yarmouth (IOW), Bournemouth and Weymouth

**Sundays** until 15 September

Operator Days of operation/Notes 1st Class/Reservations/Bus/Ferry	SW	SW	SW	SW	GW	SW	SW	SW	SW	SW	SW	SW	SW	SW	SW	SW	SW	GW
	□	□	□	□	A	□	□	□	□	□	□	□	□	□	□	□	□	D
London Waterloo (WAT)  15 d													0753		0835			
Clapham Junction (CLJ) 10 d													0803u		0845u			
Woking (WOK) d													0828		0907			
Farnborough (Main) (FNB) d																		
Fleet (FLE) d																		
Reading (RDG) 7 d																		
Basingstoke (BSK) d			0748										0848		0927			
Micheldever (MIC) d			0758										0858					
Winchester (WIN) d			0807										0908		0944			
Shawford (SHW) d			0812										0912					
Romsey (ROM) d													0835					0935
Chandlers Ford (CFR) d													0842					0942
Eastleigh (ESL) 3 a			0817										0849	0918				0948
Eastleigh (ESL) 3 d			0821	0824									0854	0922	0926			0954
Hedge End (HDE) d			0830											0932				
Botley (BOE) d			0834											0936				
Fareham (FRM) a			0842											0944				
Portchester (PTC) a			0848											0950				
Cosham (CSA) a			0853											0955				
Hilsea (HLS) a			0900											1000				
Fratton (FTN) a			0904											1011				
Portsmouth & Southsea (PMS) a			0908											1014				
Portsmouth Harbour (PMH)  a			0912											1020				
Southampton Airport Parkwy (SOA)  d			0825										0858	0927				0958
Swaythling (SWG) d													0901					1000
St Denys (SDN) d													0904					1003
Southampton Central (SOU) a			0832										0909	0934		1000		1008
Southampton Central (SOU) d			0834			0903							0910	0935		1003		1010
Millbrook (Hants) (MBK) d													0913					1013
Redbridge (RDB) d													0917a					1016a
Totton (TTN) d			0839											0941				
Ashurst New Forest (ANF) d			0844											0945				
Beaulieu Road (BEU) d			0848											0950				
Brockenhurst (BCU) 3 a			0854			0916								0956		1016		
Brockenhurst (BCU) 3 d			0855	0859		0917	0929							0957	0959	1017	1029	
Lymington Town (LYT) d				0907			0937								1007		1037	
Lymington Pier (LYP) a				0909			0939								1009		1039	
Lymington Pier (LYP)  d										1000								1100
Yarmouth (I.O.W.) (YMH)  a										1040								1140
Sway (SWY) d			0900											1001				
New Milton (NWM) d			0905			0924								1006		1024		
Hinton Admiral (HNA) d			0909											1010				
Christchurch (CHR) d			0914											1015				
Pokesdown (POK) d			0917											1019				
Bournemouth (BMH) a			0921			0934								1023		1034		
Bournemouth (BMH) d	0839		0924				0939							1024		1039		
Branksome (BSM) d	0844						0944									1044		
Parkstone (Dorset) (PKS) d	0847						0947									1047		
Poole (POO) 4 a	0850	0933					0950							1033		1050		
Poole (POO) 4 d	0851						0951									1051		
Hamworthy (HAM) d	0856						0956									1056		
Holton Heath (HOL) d																		
Wareham (WRM) d	0903						1003									1103		
Wool (WOO) d	0910						1010									1110		
Moreton (Dorset) (MTN) d	0916						1016									1116		
Dorchester South (DCH) d	0924						1024									1124		
Dorchester West (DCW) d						1018												1139
Upwey (UPW) d	0931					1026	1032									1131		1147
Weymouth (WEY) a	0935					1031	1036									1135		1152

NOTES (see introductory pages for explanation of train operator codes and standard symbols)

- a Arrival time
- d Departure time
- u Stops to pick up only
- A From Westbury
- B From Salisbury to Salisbury
- C To Salisbury
- D From Bristol Temple Meads



London to Winchester, Fareham, Portsmouth, Southampton, Lymington, Yarmouth (IOW), Bournemouth and Weymouth

**Sundays** until 15 September

Operator	SW	SW	SW	XC	SW	SW	SW	SW	SW	SW	SW	XC	SW	SW	SW	SW	
Days of operation/Notes 1st Class/Reservations/Bus/Ferry Catering facilities	□	□	□	□◇ ⚡	□	□	⚓	□	□	□	□	□◇ ⚡	□	□	⚓	□	
London Waterloo (WAT)	15 d	0853			0935					0953			1035				
Clapham Junction (CLJ)	10 d	0903u			0945u					1003u			1045u				
Woking (WOK)	d	0928			1007					1028			1107				
Farnborough (Main) (FNB)	d																
Fleet (FLE)	d																
Reading (RDG)	7 d			0952									1048				
Basingstoke (BSK)	d	0948		1011	1027					1048			1111	1127			
Micheldever (MIC)	d	0958								1058							
Winchester (WIN)	d	1008		1027	1044					1108			1127	1144			
Shawford (SHW)	d	1012								1112							
Romsey (ROM)	d								1035								1135
Chandlers Ford (CFR)	d								1042								1142
Eastleigh (ESL)	3 a	1018							1048		1118						1148
Eastleigh (ESL)	3 d	1022	1026						1054	1122	1126						1154
Hedge End (HDE)	d		1032								1132						
Botley (BOE)	d		1036								1136						
Fareham (FRM)	a		1044								1144						
Portchester (PTC)	a		1050								1150						
Cosham (CSA)	a		1055								1155						
Hilsea (HLS)	a		1100								1200						
Fratton (FTN)	a		1111								1209						
Portsmouth & Southsea (PMS)	a		1114								1213						
Portsmouth Harbour (PMH)	a		1120								1220						
Southampton Airport Parkwy (SOA)	← d	1027		1035	1053				1058	1127			1135	1153			1158
Swaythling (SWG)	d								1100								1200
St Denys (SDN)	d								1103								1203
Southampton Central (SOU)	a	1034		1042	1100				1108	1134			1142	1200			1208
Southampton Central (SOU)	d	1035		1050	1103				1110	1135			1150	1203			1210
Millbrook (Hants) (MBK)	d								1113								1213
Redbridge (RDB)	d								1116a								1216a
Totton (TTN)	d	1041								1141							
Ashurst New Forest (ANF)	d	1045								1145							
Beaulieu Road (BEU)	d	1050								1150							
Brockenhurst (BCU)	3 a	1056		1107	1116					1156				1216			
Brockenhurst (BCU)	3 d	1057	1059	1108	1117	1129				1157	1159		1217	1229			
Lymington Town (LYT)	d		1107			1137					1207			1237			
Lymington Pier (LYP)	a		1109			1139					1209			1239			
Lymington Pier (LYP)	d						1200										1300
Yarmouth (I.O.W.) (YMH)	a						1240										1340
Sway (SWY)	d	1101								1201							
New Milton (NWM)	d	1106			1124					1206				1224			
Hinton Admiral (HNA)	d	1110								1210							
Christchurch (CHR)	d	1115								1215							
Pokesdown (POK)	d	1119								1219							
Bournemouth (BMH)	a	1123		1127	1134					1223		1227	1234				
Bournemouth (BMH)	d	1124			1139					1224			1239				
Branksome (BSM)	d				1144								1244				
Parkstone (Dorset) (PKS)	d				1147								1247				
Poole (POO)	4 a	1133			1150					1233			1250				
Poole (POO)	4 d				1151								1251				
Hamworthy (HAM)	d				1156								1256				
Holton Heath (HOL)	d																
Wareham (WRM)	d				1203									1303			
Wool (WOO)	d				1210									1310			
Moreton (Dorset) (MTN)	d				1216									1316			
Dorchester South (DCH)	d				1224									1324			
Dorchester West (DCW)	d																
Upwey (UPW)	d				1231									1331			
Weymouth (WEY)	a				1235									1335			

NOTES (see introductory pages for explanation of train operator codes and standard symbols)

- a Arrival time
- d Departure time
- u Stops to pick up only
- C To Salisbury
- E From Birmingham New Street

London to Winchester, Fareham, Portsmouth, Southampton, Lymington, Yarmouth (IOW), Bournemouth and Weymouth

**Sundays** until 15 September

Operator	SW	SW	SW	XC	GW	SW	SW	SW	SW	SW	SW	SW	XC	SW	SW	SW	SW
Days of operation/Notes 1st Class/Reservations/Bus/Ferry Catering facilities	□	□	□	□◇ ⚓	G	□	□	⚓	□	□	□	□	□◇ ⚓	□	□	⚓	□
London Waterloo (WAT)	15 d	1054				1135						1154					1235
Clapham Junction (CLJ)	10 d	1103u				1145u						1203u					1242u
Woking (WOK)	d	1128				1207						1228					1307
Farnborough (Main) (FNB)	d																
Fleet (FLE)	d																
Reading (RDG)	7 d			1152									1252				
Basingstoke (BSK)	d	1148		1211		1227						1248	1311	1327			
Micheldever (MIC)	d	1158										1258					
Winchester (WIN)	d	1208		1227		1244						1308	1327	1344			
Shawford (SHW)	d	1212										1312					
Romsey (ROM)	d									1235							1335
Chandlers Ford (CFR)	d									1242							1342
Eastleigh (ESL)	3 a	1218								1248	1318						1348
Eastleigh (ESL)	3 d	1222	1226							1254	1322	1326					1354
Hedge End (HDE)	d		1232									1332					
Botley (BOE)	d		1236									1336					
Fareham (FRM)	a		1244									1344					
Portchester (PTC)	a		1250									1350					
Cosham (CSA)	a		1255									1355					
Hilsea (HLS)	a		1300									1400					
Fratton (FTN)	a		1309									1409					
Portsmouth & Southsea (PMS)	a		1313									1413					
Portsmouth Harbour (PMH)	⚓ a		1320									1420					
Southampton Airport Parkwy (SOA)	← d	1227		1235		1253				1258	1327		1335	1353			1358
Swaythling (SWG)	d									1300							1400
St Denys (SDN)	d									1303							1403
Southampton Central (SOU)	a	1234		1244		1300				1308	1334		1344	1400			1408
Southampton Central (SOU)	d	1235		1250		1303				1310	1335		1350	1403			1410
Millbrook (Hants) (MBK)	d									1313							1413
Redbridge (RDB)	d									1316a							1416a
Totton (TTN)	d	1241										1341					
Ashurst New Forest (ANF)	d	1245										1345					
Beaulieu Road (BEU)	d	1250										1350					
Brockenhurst (BCU)	3 a	1256				1316						1356			1416		
Brockenhurst (BCU)	3 d	1257	1259			1317	1329					1357	1359	1417	1429		
Lymington Town (LYT)	d		1307				1337						1407		1437		
Lymington Pier (LYP)	a		1309				1339						1409		1439		
Lymington Pier (LYP)	⚓ d							1400									1500
Yarmouth (I.O.W.) (YMH)	⚓ a							1440									1540
Sway (SWY)	d	1301										1401					
New Milton (NWM)	d	1306				1324						1406			1424		
Hinton Admiral (HNA)	d	1310										1410					
Christchurch (CHR)	d	1315										1415					
Pokesdown (POK)	d	1319										1419					
Bournemouth (BMH)	a	1323		1327		1334						1423	1427	1434			
Bournemouth (BMH)	d	1324				1339						1424			1439		
Branksome (BSM)	d					1344									1444		
Parkstone (Dorset) (PKS)	d					1347									1447		
Poole (POO)	4 a	1333				1350						1433			1450		
Poole (POO)	4 d					1351									1451		
Hamworthy (HAM)	d					1356									1456		
Holton Heath (HOL)	d																
Wareham (WRM)	d					1403									1503		
Wool (WOO)	d					1410									1510		
Moreton (Dorset) (MTN)	d					1416									1516		
Dorchester South (DCH)	d					1424									1524		
Dorchester West (DCW)	d					1347											
Upwey (UPW)	d					1356	1431								1531		
Weymouth (WEY)	a					1401	1435								1535		

NOTES (see introductory pages for explanation of train operator codes and standard symbols)

- a Arrival time
- d Departure time
- u Stops to pick up only
- C To Salisbury
- F From Manchester Piccadilly
- G From Swindon

London to Winchester, Fareham, Portsmouth, Southampton, Lymington, Yarmouth (IOW), Bournemouth and Weymouth

**Sundays until 15 September**

Operator	GW	SW	SW	SW	XC	SW	SW	SW	SW	SW	SW	SW	SW	XC	SW	SW	SW	SW
Days of operation/Notes 1st Class/Reservations/Bus/Ferry Catering facilities	G	□	□	□	F □◇ ⚓	□	□	⚓	C	□	□	□	□	F □◇ ⚓	□	□	⚓	C
London Waterloo (WAT)	15 d		1254			1335					1354				1435			
Clapham Junction (CLJ)	10 d		1303u			1342u					1403u				1442u			
Woking (WOK)	d		1328			1407					1428				1507			
Farnborough (Main) (FNB)	d																	
Fleet (FLE)	d																	
Reading (RDG)	7 d					1352								1452				
Basingstoke (BSK)	d		1347			1411	1427				1447			1510	1527			
Micheldever (MIC)	d		1357								1457							
Winchester (WIN)	d		1407			1427	1444				1507			1527	1544			
Shawford (SHW)	d		1411								1511							
Romsey (ROM)	d										1435							1535
Chandlers Ford (CFR)	d										1442							1542
Eastleigh (ESL)	3 a		1417								1448	1517						1548
Eastleigh (ESL)	3 d		1420	1426							1454	1520	1526					1554
Hedge End (HDE)	d			1432									1532					
Botley (BOE)	d			1436									1536					
Fareham (FRM)	a			1444									1544					
Portchester (PTC)	a			1450									1550					
Cosham (CSA)	a			1455									1555					
Hilsea (HLS)	a			1500									1600					
Fratton (FTN)	a			1509									1609					
Portsmouth & Southsea (PMS)	a			1513									1613					
Portsmouth Harbour (PMH)	⚓ a			1520									1620					
Southampton Airport Parkwy (SOA)	← d		1425			1435	1453				1458	1525		1535	1553			1558
Swaythling (SWG)	d										1500							1600
St Denys (SDN)	d										1503							1603
Southampton Central (SOU)	a		1432			1442	1500				1508	1532		1544	1600			1608
Southampton Central (SOU)	d		1433			1450	1503				1510	1533		1550	1603			1610
Millbrook (Hants) (MBK)	d										1513							1613
Redbridge (RDB)	d										1516a							1616a
Totton (TTN)	d		1439									1539						
Ashurst New Forest (ANF)	d		1443									1543						
Beaulieu Road (BEU)	d		1448									1548						
Brockenhurst (BCU)	3 a		1454			1516						1554			1616			
Brockenhurst (BCU)	3 d		1455	1459		1517	1529				1555	1559		1617	1629			
Lymington Town (LYT)	d			1507			1537					1607			1637			
Lymington Pier (LYP)	a			1509			1539					1609			1639			
Lymington Pier (LYP)	⚓ d									1600								1700
Yarmouth (I.O.W.) (YMH)	⚓ a									1640								1740
Sway (SWY)	d		1459									1559						
New Milton (NWM)	d		1504			1524						1604			1624			
Hinton Admiral (HNA)	d		1508									1608						
Christchurch (CHR)	d		1513									1613						
Pokesdown (POK)	d		1517									1617						
Bournemouth (BMH)	a		1521			1525	1534					1621		1625	1634			
Bournemouth (BMH)	d		1522				1539					1622			1639			
Branksome (BSM)	d						1544								1644			
Parkstone (Dorset) (PKS)	d						1547								1647			
Poole (POO)	4 a		1531				1550					1631			1650			
Poole (POO)	4 d						1551								1651			
Hamworthy (HAM)	d						1556								1656			
Holton Heath (HOL)	d																	
Wareham (WRM)	d						1603								1703			
Wool (WOO)	d						1610								1710			
Moreton (Dorset) (MTN)	d						1616								1716			
Dorchester South (DCH)	d						1624								1724			
Dorchester West (DCW)	d	1543																
Upwey (UPW)	d	1552					1631								1731			
Weymouth (WEY)	a	1557					1635								1735			

NOTES (see introductory pages for explanation of train operator codes and standard symbols)

- a Arrival time
- d Departure time
- u Stops to pick up only
- C To Salisbury
- F From Manchester Piccadilly
- G From Swindon

# London to Winchester, Fareham, Portsmouth, Southampton, Lymington, Yarmouth (IOW), Bournemouth and Weymouth

**Sundays** until 15 September

Operator	SW	SW	SW	XC	SW	SW	SW	SW	SW	SW	SW	SW	XC	SW	SW	SW	SW
Days of operation/Notes 1st Class/Reservations/Bus/Ferry Catering facilities	□	□	□	□◇ ⚓	□	□	⚓	□	□	□	□	□	□◇ ⚓	□	□	⚓	□
London Waterloo (WAT)	15 d	1454			1535				1550	1605				1635			
Clapham Junction (CLJ)	10 d	1503u			1542u				1558u	1612u				1642u			
Woking (WOK)	d	1528			1607				1621	1637				1707			
Farnborough (Main) (FNB)	d								1632								
Fleet (FLE)	d																
Reading (RDG)	7 d			1552									1653				
Basingstoke (BSK)	d	1547		1611	1627				1647	1657			1711	1727			
Micheldever (MIC)	d	1558							1657								
Winchester (WIN)	d	1607		1627	1644				1707	1714			1727	1744			
Shawford (SHW)	d	1612							1712								
Romsey (ROM)	d								1635								1735
Chandlers Ford (CFR)	d								1642								1742
Eastleigh (ESL)	3 a	1617							1648	1717	1722						1748
Eastleigh (ESL)	3 d	1621	1626						1654	1726	1723						1754
Hedge End (HDE)	d		1632														
Botley (BOE)	d		1636														
Fareham (FRM)	a		1644														
Portchester (PTC)	a		1650														
Cosham (CSA)	a		1655														
Hilsea (HLS)	a		1700														
Fratton (FTN)	a		1709														
Portsmouth & Southsea (PMS)	a		1713														
Portsmouth Harbour (PMH)	a		1720														
Southampton Airport Parkwy (SOA)	d	1625		1635	1653				1658		1727			1735	1753		1758
Swaythling (SWG)	d								1700								1800
St Denys (SDN)	d								1703								1803
Southampton Central (SOU)	a	1632		1642	1700				1708		1734			1744	1800		1808
Southampton Central (SOU)	d	1634		1650	1703				1710		1736			1750	1803		1810
Millbrook (Hants) (MBK)	d								1713								1813
Redbridge (RDB)	d								1716a								1816a
Totton (TTN)	d	1639									1741						
Ashurst New Forest (ANF)	d	1644									1746						
Beaulieu Road (BEU)	d	1648									1750						
Brockenhurst (BCU)	3 a	1654			1716						1756			1816			
Brockenhurst (BCU)	3 d	1655	1659		1717	1729					1757		1759	1817	1829		
Lymington Town (LYT)	d		1707			1737							1807		1837		
Lymington Pier (LYP)	a		1709			1739							1809		1839		
Lymington Pier (LYP)	d						1800										1900
Yarmouth (I.O.W.) (YMH)	a						1840										1940
Sway (SWY)	d	1700									1801						
New Milton (NWM)	d	1705			1724						1806			1824			
Hinton Admiral (HNA)	d	1709									1810						
Christchurch (CHR)	d	1714									1815						
Pokesdown (POK)	d	1717									1819						
Bournemouth (BMH)	a	1721		1725	1734						1823		1827	1834			
Bournemouth (BMH)	d	1723			1739						1824			1839			
Branksome (BSM)	d				1744									1844			
Parkstone (Dorset) (PKS)	d				1747									1847			
Poole (POO)	4 a	1732			1750						1833			1850			
Poole (POO)	4 d				1751									1851			
Hamworthy (HAM)	d				1756									1856			
Holton Heath (HOL)	d																
Wareham (WRM)	d				1803									1903			
Wool (WOO)	d				1810									1910			
Moreton (Dorset) (MTN)	d				1818									1916			
Dorchester South (DCH)	d				1826									1924			
Dorchester West (DCW)	d																
Upwey (UPW)	d				1832									1931			
Weymouth (WEY)	a				1837									1935			

**NOTES** (see introductory pages for explanation of train operator codes and standard symbols)

- a Arrival time
- d Departure time
- u Stops to pick up only
- C To Salisbury
- F From Manchester Piccadilly

London to Winchester, Fareham, Portsmouth, Southampton, Lymington, Yarmouth (IOW), Bournemouth and Weymouth

**Sundays** until 15 September

Operator	SW	SW	SW	SW	GW	XC	SW	SW	SW	SW	SW	SW	SW	SW	SW	XC	SW	SW
Days of operation/Notes 1st Class/Reservations/Bus/Ferry Catering facilities	1	1	1	1	D	F	1	1	1	C	1	1	1	1	1	F	1	1
London Waterloo (WAT)	16 d	1650	1705				1735				1750	1805					1835	
Clapham Junction (CLJ)	10 d	1658u	1712u				1742u				1758u	1812u					1842u	
Woking (WOK)	d	1721	1737				1807				1821	1837					1907	
Farnborough (Main) (FNB)	d	1732									1832							
Fleet (FLE)	d																	
Reading (RDG)	7 d					1752										1852		
Basingstoke (BSK)	d	1747	1757			1811	1827				1847	1857				1911	1927	
Micheldever (MIC)	d	1757									1857							
Winchester (WIN)	d	1807	1814			1827	1844				1907	1914				1927	1944	
Shawford (SHW)	d	1812									1912							
Romsey (ROM)	d										1835							
Chandlers Ford (CFR)	d										1842							
Eastleigh (ESL)	3 a	1817	1822	←							1848	1917	1922	←				
Eastleigh (ESL)	3 d	1826	1823	1826							1854	1926	1923	1926				
Hedge End (HDE)	d	←		1832								→		1932				
Botley (BOE)	d			1836										1936				
Fareham (FRM)	a			1844										1944				
Portchester (PTC)	a			1850										1950				
Cosham (CSA)	a			1855										1955				
Hilsea (HLS)	a			1900										2005				
Fratton (FTN)	a			1909										2009				
Portsmouth & Southsea (PMS)	a			1913										2013				
Portsmouth Harbour (PMH)	a			1920										2020				
Southampton Airport Parkwy (SOA)	← d		1827			1835	1854				1858		1927			1936	1954	
Swaythling (SWG)	d										1900							
St Denys (SDN)	d										1903							
Southampton Central (SOU)	a		1834			1842	1901				1908		1934			1947	2001	
Southampton Central (SOU)	d		1836			1850	1905				1910		1936			1950	2003	
Millbrook (Hants) (MBK)	d										1913							
Redbridge (RDB)	d										1916a							
Totton (TTN)	d		1841										1941					
Ashurst New Forest (ANF)	d		1846										1946					
Beaulieu Road (BEU)	d		1850										1950					
Brockenhurst (BCU)	3 a		1856			1903	1918						1956				2016	
Brockenhurst (BCU)	3 d		1857		1859	1910	1919	1929					1957		1959		2017	2029
Lymington Town (LYT)	d				1907			1937							2007		2037	
Lymington Pier (LYP)	a				1909			1939							2009		2039	
Lymington Pier (LYP)	d									2000								
Yarmouth (I.O.W.) (YMH)	a									2040								
Sway (SWY)	d		1901										2001					
New Milton (NWM)	d		1906				1925						2006				2023	
Hinton Admiral (HNA)	d		1910										2010					
Christchurch (CHR)	d		1915										2015					
Pokesdown (POK)	d		1919										2019					
Bournemouth (BMH)	a		1923			1927	1936						2023		2027	2034		
Bournemouth (BMH)	d		1924				1940						2024			2039		
Branksome (BSM)	d						1945									2044		
Parkstone (Dorset) (PKS)	d						1948									2047		
Poole (POO)	4 a		1933				1951						2033			2050		
Poole (POO)	4 d						1952									2051		
Hamworthy (HAM)	d						1957									2056		
Holton Heath (HOL)	d																	
Wareham (WRM)	d						2004										2103	
Wool (WOO)	d						2011										2110	
Moreton (Dorset) (MTN)	d						2017										2117	
Dorchester South (DCH)	d						2025										2125	
Dorchester West (DCW)	d					1952												
Upwey (UPW)	d					2000		2032									2132	
Weymouth (WEY)	a					2005		2036									2136	

NOTES (see introductory pages for explanation of train operator codes and standard symbols)

- a Arrival time
- d Departure time
- u Stops to pick up only
- C To Salisbury
- D From Bristol Temple Meads
- F From Manchester Piccadilly

## London to Winchester, Fareham, Portsmouth, Southampton, Lymington, Yarmouth (IOW), Bournemouth and Weymouth

**Sundays until 15 September**

Operator	SW	SW C	SW	SW	SW	SW	XC F	SW	SW	SW C	SW	SW	SW	SW	SW	GW D	XC F	GW H
Days of operation/Notes 1st Class/Reservations/Bus/Ferry Catering facilities																		
London Waterloo (WAT)		15	d		1850	1905					1935			1950	2005			
Clapham Junction (CLJ)		10	d		1858u	1912u					1942u			1958u	2012u			
Woking (WOK)			d		1921	1937					2007			2021	2037			
Farnborough (Main) (FNB)			d		1932									2032				
Fleet (FLE)			d															
Reading (RDG)		7	d					1952										2052
Basingstoke (BSK)			d		1947	1957		2011	2027				2047	2057				2111
Micheldever (MIC)			d		1957								2057					
Winchester (WIN)			d		2007	2014		2027	2044				2107	2114				2127
Shawford (SHW)			d		2012								2112					
Romsey (ROM)			d		1935								2035					2111
Chandlers Ford (CFR)			d		1942								2042					
Eastleigh (ESL)		3	a		1948	2017	2022	←					2049	2119	2122	←		2138
Eastleigh (ESL)		3	d		1954	2026	2023						2054	2126	2123			2144
Hedge End (HDE)			d			←								←				2150
Botley (BOE)			d															2155
Fareham (FRM)			a															2202
Portchester (PTC)			a															
Cosham (CSA)			a															
Hilsea (HLS)			a															
Fratton (FTN)			a															2219
Portsmouth & Southsea (PMS)			a															2223
Portsmouth Harbour (PMH)			a															2228
Southampton Airport Parkwy (SOA)	←		d		1958		2027		2038c	2054			2058		2127			2135
Swaythling (SWG)			d		2000								2100					
St Denys (SDN)			d		2003								2103					
Southampton Central (SOU)			a		2008		2034		2045	2101			2108		2134			2142
Southampton Central (SOU)			d		2010		2036		2050	2103			2110		2136			2150
Millbrook (Hants) (MBK)			d		2013								2113					
Redbridge (RDB)			d		2016a								2117a					
Totton (TTN)			d				2041								2141			
Ashurst New Forest (ANF)			d				2046								2146			
Beaulieu Road (BEU)			d				2050								2150			
Brockenhurst (BCU)		3	a				2056			2116					2156			
Brockenhurst (BCU)		3	d				2057		2059	2117	2129			2157	2159			
Lymington Town (LYT)			d					2107			2137				2207			
Lymington Pier (LYP)			a					2109			2139				2209			
Lymington Pier (LYP)			d		2100													
Yarmouth (I.O.W.) (YMH)			a		2140													
Sway (SWY)			d				2101							2201				
New Milton (NWM)			d				2106			2124				2206				
Hinton Admiral (HNA)			d				2110							2210				
Christchurch (CHR)			d				2115							2215				
Pokesdown (POK)			d				2119							2219				
Bournemouth (BMH)			a				2123		2127	2134				2223				2227
Bournemouth (BMH)			d				2124			2139				2224				
Branksome (BSM)			d							2144								
Parkstone (Dorset) (PKS)			d							2147								
Poole (POO)		4	a				2133			2150				2233				
Poole (POO)		4	d							2151								
Hamworthy (HAM)			d							2156								
Holton Heath (HOL)			d															
Wareham (WRM)			d							2203								
Wool (WOO)			d							2210								
Moreton (Dorset) (MTN)			d							2216								
Dorchester South (DCH)			d							2224								
Dorchester West (DCW)			d															2255
Upwey (UPW)			d							2231								2304
Weymouth (WEY)			a							2236								2309

**NOTES** (see introductory pages for explanation of train operator codes and standard symbols)

- a Arrival time
- d Departure time
- u Stops to pick up only
- c Arrives 3 minutes earlier
- C To Salisbury
- D From Bristol Temple Meads
- F From Manchester Piccadilly
- H From Bristol Temple Meads to Portsmouth Harbour



London to Winchester, Fareham, Portsmouth, Southampton, Lymington, Yarmouth (IOW), Bournemouth and Weymouth

**Sundays until 15 September**

Operator	SW	SW	SW	SW	SW	XC	SW	SW	SW	SW	SW	SW	SW	SW	SW	SW
Days of operation/Notes 1st Class/Reservations/Bus/Ferry Catering facilities	1	J	1	1	1	F	1	C	1	1	1	1	1	1	1	MM K
London Waterloo (WAT)	d		2050	2105			2135		2150	2205		2250	2305			0010
Clapham Junction (CLJ)	d		2058u	2112u			2142u		2158u	2212u		2258u	2312u			0017u
Woking (WOK)	d		2121	2137			2207		2221	2237		2321	2337			0042
Farnborough (Main) (FNB)	d		2132							2232		2332				
Fleet (FLE)	d															
Reading (RDG)	d					2152										
Basingstoke (BSK)	d	2127		2147	2157	2210	2227		2247	2257		2347	2357			0101
Micheldever (MIC)	d			2157					2257			2357				
Winchester (WIN)	d	2144		2207	2214	2225	2244		2307	2314		0007	0014			0118
Shawford (SHW)	d			2212					2312			0012				
Romsey (ROM)	d		2135					2235								
Chandlers Ford (CFR)	d		2142					2242								
Eastleigh (ESL)	a		2148	2217	2222			2248	2317	2322		0017	0022			0126
Eastleigh (ESL)	d		2154	2226	2223	2226		2254	2326	2323	2326	0030	0023	0030		0127
Hedge End (HDE)	d					2232					2332			0036s		
Botley (BOE)	d					2236					2336			0040s		
Fareham (FRM)	a					2244					2344			0048s		
Portchester (PTC)	a					2250					2350			0054s		
Cosham (CSA)	a					2255					2355			0059s		
Hilsea (HLS)	a					2300					0002					
Fratton (FTN)	a					2308					0007			0106s		
Portsmouth & Southsea (PMS)	a					2312					0010			0110s		
Portsmouth Harbour (PMH)	a					2316					0014			0114		
Southampton Airport Parkwy (SOA)	d	2153	2158		2227		2235	2253	2258		2327			0028		0132
Swaythling (SWG)	d		2201						2300							
St Denys (SDN)	d		2204						2303					0032s		
Southampton Central (SOU)	a	2200	2209		2234		2242	2300	2308		2334			0037		0139
Southampton Central (SOU)	d	2203	2210		2236			2303	2310		2336			0040		
Millbrook (Hants) (MBK)	d		2213						2312							
Redbridge (RDB)	d		2217a						2315a							
Totton (TTN)	d				2241						2341			0045s		
Ashurst New Forest (ANF)	d				2246						2346					
Beaulieu Road (BEU)	d															
Brockenhurst (BCU)	a	2216			2254			2316			2354			0056s		
Brockenhurst (BCU)	d	2217			2257			2317			2355					
Lymington Town (LYT)	d															
Lymington Pier (LYP)	a															
Lymington Pier (LYP)	d															
Yarmouth (I.O.W.) (YMH)	a															
Sway (SWY)	d				2301						2359					
New Milton (NWM)	d	2224			2306			2324			0004			0104s		
Hinton Admiral (HNA)	d				2310						0008					
Christchurch (CHR)	d				2315						0013			0111s		
Pokesdown (POK)	d				2319						0017			0115s		
Bournemouth (BMH)	a	2234			2323			2334			0021			0119		
Bournemouth (BMH)	d	2239			2324			2339			0022			0120		
Branksome (BSM)	d	2244						2344			0027			0125s		
Parkstone (Dorset) (PKS)	d	2247						2347			0030			0128s		
Poole (POO)	a	2250			2333			2350			0034			0132		
Poole (POO)	d	2251						2351								
Hamworthy (HAM)	d	2256						2356								
Holton Heath (HOL)	d															
Wareham (WRM)	d	2303						0003								
Wool (WOO)	d	2310						0010								
Moreton (Dorset) (MTN)	d	2316						0016								
Dorchester South (DCH)	d	2324						0024								
Dorchester West (DCW)	d															
Upwey (UPW)	d	2331						0030								
Weymouth (WEY)	a	2336						0035								

NOTES (see introductory pages for explanation of train operator codes and standard symbols)

- a Arrival time
- d Departure time
- s Stops to set down only
- u Stops to pick up only
- C To Salisbury
- F From Manchester Piccadilly
- J To Romsey
- K Also calls at Wimbledon 0023
- MM Monday mornings

London to Winchester, Fareham, Portsmouth, Southampton, Lymington, Yarmouth (IOW), Bournemouth and Weymouth

Sundays from 22 September

Operator Days of operation/Notes 1st Class/Reservations/Bus/Ferry	SW	SW	SW	SW	GW	SW	SW	SW	SW	GW	SW	SW	SW	SW	SW	SW	SW	SW
	□	□	□	□	A	□	□	□	□	B	C	□	□	□	□	□	□	D
London Waterloo (WAT)  15 d													0753		0835			
Clapham Junction (CLJ) 10 d													0803u		0845u			
Woking (WOK) d													0828		0907			
Farnborough (Main) (FNB) d																		
Fleet (FLE) d																		
Reading (RDG) 7 d																		
Basingstoke (BSK) d		0748											0848		0927			
Micheldever (MIC) d		0758											0858					
Winchester (WIN) d		0807											0908		0944			
Shawford (SHW) d		0812											0912					
Romsey (ROM) d													0835					0935
Chandlers Ford (CFR) d													0842					0942
Eastleigh (ESL) 3 a		0817											0849	0918				0948
Eastleigh (ESL) 3 d		0821	0824										0854	0922	0926			0954
Hedge End (HDE) d			0830												0932			
Botley (BOE) d			0834												0936			
Fareham (FRM) a			0842												0944			
Portchester (PTC) a			0848												0950			
Cosham (CSA) a			0853												0955			
Hilsea (HLS) a			0900												1000			
Fratton (FTN) a			0904												1011			
Portsmouth & Southsea (PMS) a			0908												1014			
Portsmouth Harbour (PMH)  a			0912												1020			
Southampton Airport Parkwy (SOA)  d		0825											0858	0927		0953		0958
Swaythling (SWG) d													0901					1000
St Denys (SDN) d													0904					1003
Southampton Central (SOU) a		0832											0909	0934		1000		1008
Southampton Central (SOU) d		0834				0903							0910	0935		1003		1010
Millbrook (Hants) (MBK) d													0913					1013
Redbridge (RDB) d													0917a					1016a
Totton (TTN) d		0839												0941				
Ashurst New Forest (ANF) d		0844												0945				
Beaulieu Road (BEU) d		0848												0950				
Brockenhurst (BCU) 3 a		0854				0916								0956		1016		
Brockenhurst (BCU) 3 d		0855	0859		0917	0929							0957	0959	1017	1029		
Lymington Town (LYT) d			0907			0937								1007		1037		
Lymington Pier (LYP) a			0909			0939								1009		1039		
Lymington Pier (LYP)  d									1000									1100
Yarmouth (I.O.W.) (YMH)  a									1040									1140
Sway (SWY) d		0900												1001				
New Milton (NWM) d		0905				0924								1006		1024		
Hinton Admiral (HNA) d		0909												1010				
Christchurch (CHR) d		0915												1016				
Pokesdown (POK) d		0918												1020				
Bournemouth (BMH) a		0922				0935								1024		1035		
Bournemouth (BMH) d	0839	0924				0940								1025		1040		
Branksome (BSM) d	0844					0945										1045		
Parkstone (Dorset) (PKS) d	0847					0948										1048		
Poole (POO) 4 a	0850	0933				0951								1034		1051		
Poole (POO) 4 d	0851					0952										1052		
Hamworthy (HAM) d	0856					0957										1057		
Holton Heath (HOL) d																		
Wareham (WRM) d	0903					1004										1104		
Wool (WOO) d	0910					1011										1111		
Moreton (Dorset) (MTN) d	0916					1017										1117		
Dorchester South (DCH) d	0924					1025										1125		
Dorchester West (DCW) d					1018					1027								
Upwey (UPW) d	0931				1026	1033				1039						1132		
Weymouth (WEY) a	0935				1031	1037				1044						1136		

NOTES (see introductory pages for explanation of train operator codes and standard symbols)

- a Arrival time
- d Departure time
- u Stops to pick up only
- A Runs until 20 October. From Westbury
- B Runs from 27 October. From Westbury
- C From Salisbury to Salisbury
- D To Salisbury

## London to Winchester, Fareham, Portsmouth, Southampton, Lymington, Yarmouth (IOW), Bournemouth and Weymouth

**Sundays** from 22 September

Operator	GW	SW	SW	SW	XC	SW	SW	SW	SW	SW	SW	SW	XC	SW	SW	SW	SW
Days of operation/Notes 1st Class/Reservations/Bus/Ferry Catering facilities	E	□	□	□	□◇ ⚓	□	□	⚓	D	□	□	□	□◇ ⚓	□	□	⚓	D
London Waterloo (WAT)	15 d		0853			0935						0953					1035
Clapham Junction (CLJ)	10 d		0903u			0945u						1003u					1045u
Woking (WOK)	d		0928			1007						1028					1107
Farnborough (Main) (FNB)	d																
Fleet (FLE)	d																
Reading (RDG)	7 d				0952								1048				
Basingstoke (BSK)	d		0948		1011	1027						1048	1111	1127			
Micheldever (MIC)	d		0958									1058					
Winchester (WIN)	d		1008		1027	1044						1108	1127	1144			
Shawford (SHW)	d		1012									1112					
Romsey (ROM)	d									1035							1135
Chandlers Ford (CFR)	d									1042							1142
Eastleigh (ESL)	3 a		1018							1048		1118					1148
Eastleigh (ESL)	3 d		1022	1026						1054		1122	1126				1154
Hedge End (HDE)	d			1032									1132				
Botley (BOE)	d			1036									1136				
Fareham (FRM)	a			1044									1144				
Portchester (PTC)	a			1050									1150				
Cosham (CSA)	a			1055									1155				
Hilsea (HLS)	a			1100									1200				
Fratton (FTN)	a			1111									1209				
Portsmouth & Southsea (PMS)	a			1114									1213				
Portsmouth Harbour (PMH)	⚓ a			1120									1220				
Southampton Airport Parkwy (SOA)	← d		1027		1035	1053				1058	1127		1135	1153			1158
Swaythling (SWG)	d									1100							1200
St Denys (SDN)	d									1103							1203
Southampton Central (SOU)	a		1034		1042	1100				1108	1134		1142	1200			1208
Southampton Central (SOU)	d		1035		1050	1103				1110	1135		1150	1203			1210
Millbrook (Hants) (MBK)	d									1113							1213
Redbridge (RDB)	d									1116a							1216a
Totton (TTN)	d		1041									1141					
Ashurst New Forest (ANF)	d		1045									1145					
Beaulieu Road (BEU)	d		1050									1150					
Brockenhurst (BCU)	3 a		1056		1107	1116						1156		1216			
Brockenhurst (BCU)	3 d		1057		1059	1108	1117	1129				1157	1159	1217	1229		
Lymington Town (LYT)	d				1107			1137					1207		1237		
Lymington Pier (LYP)	a				1109			1139					1209		1239		
Lymington Pier (LYP)	⚓ d								1200								1300
Yarmouth (I.O.W.) (YMH)	⚓ a								1240								1340
Sway (SWY)	d		1101									1201					
New Milton (NWM)	d		1106			1124						1206		1224			
Hinton Admiral (HNA)	d		1110									1210					
Christchurch (CHR)	d		1116									1216					
Pokesdown (POK)	d		1120									1220					
Bournemouth (BMH)	a		1124		1127	1135						1224	1227	1235			
Bournemouth (BMH)	d		1125			1140						1225		1240			
Branksome (BSM)	d					1145								1245			
Parkstone (Dorset) (PKS)	d					1148								1248			
Poole (POO)	4 a		1134			1151						1234		1251			
Poole (POO)	4 d					1152								1252			
Hamworthy (HAM)	d					1157								1257			
Holton Heath (HOL)	d																
Wareham (WRM)	d					1204								1304			
Wool (WOO)	d					1211								1311			
Moreton (Dorset) (MTN)	d					1217								1317			
Dorchester South (DCH)	d					1225								1325			
Dorchester West (DCW)	d	1139															
Upwey (UPW)	d	1147				1232								1332			
Weymouth (WEY)	a	1152				1236								1336			

**NOTES** (see introductory pages for explanation of train operator codes and standard symbols)

- a Arrival time
- d Departure time
- u Stops to pick up only
- D To Salisbury
- E From Bristol Temple Meads
- F From Birmingham New Street

## London to Winchester, Fareham, Portsmouth, Southampton, Lymington, Yarmouth (IOW), Bournemouth and Weymouth

**Sundays** from 22 September

Operator	GW	SW	SW	SW	XC	SW	SW	SW	SW	SW	SW	SW	XC	SW	SW	SW	SW
Days of operation/Notes 1st Class/Reservations/Bus/Ferry Catering facilities	G	□	□	□	H □◇ ⌘	□	□	⚓	D	□	□	□	H □◇ ⌘	□	□	⚓	D
London Waterloo (WAT)	15 d		1054			1135					1154			1235			
Clapham Junction (CLJ)	10 d		1103u			1145u					1203u			1242u			
Woking (WOK)	d		1128			1207					1228			1307			
Farnborough (Main) (FNB)	d																
Fleet (FLE)	d																
Reading (RDG)	7 d					1152								1252			
Basingstoke (BSK)	d		1148			1211	1227				1248			1311	1327		
Micheldever (MIC)	d		1158								1258						
Winchester (WIN)	d		1208			1227	1244				1308			1327	1344		
Shawford (SHW)	d		1212								1312						
Romsey (ROM)	d									1235							1335
Chandlers Ford (CFR)	d									1242							1342
Eastleigh (ESL)	3 a		1218							1248	1318						1348
Eastleigh (ESL)	3 d		1222	1226						1254	1322	1326					1354
Hedge End (HDE)	d			1232								1332					
Botley (BOE)	d			1236								1336					
Fareham (FRM)	a			1244								1344					
Portchester (PTC)	a			1250								1350					
Cosham (CSA)	a			1255								1355					
Hilsea (HLS)	a			1300								1400					
Fratton (FTN)	a			1309								1409					
Portsmouth & Southsea (PMS)	a			1313								1413					
Portsmouth Harbour (PMH)	⚓ a			1320								1420					
Southampton Airport Parkwy (SOA)	← d		1227			1235	1253				1258	1327		1335	1353		1358
Swaythling (SWG)	d										1300						1400
St Denys (SDN)	d										1303						1403
Southampton Central (SOU)	a		1234			1244	1300				1308	1334		1344	1400		1408
Southampton Central (SOU)	d		1235			1250	1303				1310	1335		1350	1403		1410
Millbrook (Hants) (MBK)	d										1313						1413
Redbridge (RDB)	d										1316a						1416a
Totton (TTN)	d		1241									1341					
Ashurst New Forest (ANF)	d		1245									1345					
Beaulieu Road (BEU)	d		1250									1350					
Brockenhurst (BCU)	3 a		1256			1316						1356		1416			
Brockenhurst (BCU)	3 d		1257			1259	1317	1329			1357	1359		1417	1429		
Lymington Town (LYT)	d					1307		1337				1407			1437		
Lymington Pier (LYP)	a					1309		1339				1409			1439		
Lymington Pier (LYP)	⚓ d									1400							1500
Yarmouth (I.O.W.) (YMH)	⚓ a									1440							1540
Sway (SWY)	d		1301									1401					
New Milton (NWM)	d		1306			1324						1406		1424			
Hinton Admiral (HNA)	d		1310									1410					
Christchurch (CHR)	d		1316									1416					
Pokesdown (POK)	d		1320									1420					
Bournemouth (BMH)	a		1324			1327	1335					1424	1427	1435			
Bournemouth (BMH)	d		1325				1340					1425		1440			
Branksome (BSM)	d						1345							1445			
Parkstone (Dorset) (PKS)	d						1348							1448			
Poole (POO)	4 a		1334				1351				1434			1451			
Poole (POO)	4 d						1352							1452			
Hamworthy (HAM)	d						1357							1457			
Holton Heath (HOL)	d																
Wareham (WRM)	d						1404							1504			
Wool (WOO)	d						1411							1511			
Moreton (Dorset) (MTN)	d						1417							1517			
Dorchester South (DCH)	d						1425							1525			
Dorchester West (DCW)	d	1347															
Upwey (UPW)	d	1356					1432							1532			
Weymouth (WEY)	a	1401					1436							1536			

**NOTES** (see introductory pages for explanation of train operator codes and standard symbols)

- a Arrival time
- d Departure time
- u Stops to pick up only
- D To Salisbury
- G Runs until 20 October. From Swindon
- H From Manchester Piccadilly

London to Winchester, Fareham, Portsmouth, Southampton, Lymington, Yarmouth (IOW), Bournemouth and Weymouth

**Sundays** from 22 September








Operator	GW	SW	SW	SW	XC	SW	SW	SW	SW	SW	SW	SW	XC	SW	SW	SW	SW
Days of operation/Notes 1st Class/Reservations/Bus/Ferry Catering facilities	J	□	□	□	H □◇ ⚓	□	□	⚓	D □	□	□	□	H □◇ ⚓	□	□	⚓	D □
London Waterloo (WAT)	15 d		1254			1335						1354					1435
Clapham Junction (CLJ)	10 d		1303u			1342u						1403u					1442u
Woking (WOK)	d		1328			1407						1428					1507
Farnborough (Main) (FNB)	d																
Fleet (FLE)	d																
Reading (RDG)	7 d					1352								1452			
Basingstoke (BSK)	d		1347			1411	1427					1447		1510	1527		
Micheldever (MIC)	d		1357									1457					
Winchester (WIN)	d		1407			1427	1444					1507		1527	1544		
Shawford (SHW)	d		1411									1511					
Romsey (ROM)	d										1435						1535
Chandlers Ford (CFR)	d										1442						1542
Eastleigh (ESL)	3 a		1417								1448	1517					1548
Eastleigh (ESL)	3 d		1420	1426							1454	1520	1526				1554
Hedge End (HDE)	d			1432													1532
Botley (BOE)	d			1436													1536
Fareham (FRM)	a			1444													1544
Portchester (PTC)	a			1450													1550
Cosham (CSA)	a			1455													1555
Hilsea (HLS)	a			1500													1600
Fratton (FTN)	a			1509													1609
Portsmouth & Southsea (PMS)	a			1513													1613
Portsmouth Harbour (PMH)	⚓ a			1520													1620
Southampton Airport Parkwy (SOA)	← d		1425			1435	1453				1458	1525		1535	1553		1558
Swaythling (SWG)	d										1500						1600
St Denys (SDN)	d										1503						1603
Southampton Central (SOU)	a		1432			1442	1500				1508	1532		1544	1600		1608
Southampton Central (SOU)	d		1433			1450	1503				1510	1533		1550	1603		1610
Millbrook (Hants) (MBK)	d										1513						1613
Redbridge (RDB)	d										1516a						1616a
Totton (TTN)	d		1439									1539					
Ashurst New Forest (ANF)	d		1443									1543					
Beaulieu Road (BEU)	d		1448									1548					
Brockenhurst (BCU)	3 a		1454			1516						1554				1616	
Brockenhurst (BCU)	3 d		1455	1459		1517	1529					1555	1559	1617	1629		
Lymington Town (LYT)	d			1507			1537						1607		1637		
Lymington Pier (LYP)	a			1509			1539						1609		1639		
Lymington Pier (LYP)	⚓ d								1600								1700
Yarmouth (I.O.W.) (YMH)	⚓ a								1640								1740
Sway (SWY)	d		1459									1559					
New Milton (NWM)	d		1504			1524						1604			1624		
Hinton Admiral (HNA)	d		1508									1608					
Christchurch (CHR)	d		1514									1614					
Pokesdown (POK)	d		1518									1618					
Bournemouth (BMH)	a		1522		1525	1535						1622	1625	1635			
Bournemouth (BMH)	d		1523			1540						1623		1640			
Branksome (BSM)	d					1545								1645			
Parkstone (Dorset) (PKS)	d					1548								1648			
Poole (POO)	4 a		1532			1551						1632		1651			
Poole (POO)	4 d					1552								1652			
Hamworthy (HAM)	d					1557								1657			
Holton Heath (HOL)	d																
Wareham (WRM)	d					1604								1704			
Wool (WOO)	d					1611								1711			
Moreton (Dorset) (MTN)	d					1617								1717			
Dorchester South (DCH)	d					1625								1725			
Dorchester West (DCW)	d	1543															
Upwey (UPW)	d	1552				1632								1732			
Weymouth (WEY)	a	1557				1636								1736			

NOTES (see introductory pages for explanation of train operator codes and standard symbols)

- a Arrival time
- d Departure time
- u Stops to pick up only
- D To Salisbury
- H From Manchester Piccadilly
- J From Swindon

## London to Winchester, Fareham, Portsmouth, Southampton, Lymington, Yarmouth (IOW), Bournemouth and Weymouth

**Sundays** from 22 September

Operator	SW	SW	SW	XC H D H	SW	SW	SW	SW D	SW	SW	SW	SW	XC H D H	SW	SW	SW K	SW D
Days of operation/Notes 1st Class/Reservations/Bus/Ferry Catering facilities	□	□	□	□ ◇ ⚓	□	□	□ ⚓	□ D	□	□	□	□	□ ◇ ⚓	□	□	□ K	□ D
London Waterloo (WAT)  15 d	1454				1535				1550	1605				1635			
Clapham Junction (CLJ) 10 d	1503u				1542u				1558u	1612u				1642u			
Woking (WOK) d	1528				1607				1621	1637				1707			
Farnborough (Main) (FNB) d									1632								
Fleet (FLE) d																	
Reading (RDG) 7 d				1552									1653				
Basingstoke (BSK) d	1547			1611	1627				1647	1657			1711	1727			
Micheldever (MIC) d	1558								1657								
Winchester (WIN) d	1607			1627	1644				1707	1714			1727	1744			
Shawford (SHW) d	1612								1712								
Romsey (ROM) d								1635									1735
Chandlers Ford (CFR) d								1642									1742
Eastleigh (ESL) 3 a	1617							1648	1717	1722							1748
Eastleigh (ESL) 3 d	1621	1626						1654	1726	1723							1754
Hedge End (HDE) d		1632															
Botley (BOE) d		1636															
Fareham (FRM) a		1644															
Portchester (PTC) a		1650															
Cosham (CSA) a		1655															
Hilsea (HLS) a		1700															
Fratton (FTN) a		1709															
Portsmouth & Southsea (PMS) a		1713															
Portsmouth Harbour (PMH)  a		1720															
Southampton Airport Parkwy (SOA)  d	1625			1635	1653			1658		1727			1735	1753			1758
Swaythling (SWG) d								1700									1800
St Denys (SDN) d								1703									1803
Southampton Central (SOU) a	1632			1642	1700			1708		1734			1744	1800			1808
Southampton Central (SOU) d	1634			1650	1703			1710		1736			1750	1803			1810
Millbrook (Hants) (MBK) d								1713									1813
Redbridge (RDB) d								1716a									1816a
Totton (TTN) d	1639									1741							
Ashurst New Forest (ANF) d	1644									1746							
Beaulieu Road (BEU) d	1648									1750							
Brockenhurst (BCU) 3 a	1654				1716					1756				1816			
Brockenhurst (BCU) 3 d	1655	1659		1717	1729					1757			1759	1817	1829		
Lymington Town (LYT) d		1707			1737								1807		1837		
Lymington Pier (LYP) a		1709			1739								1809		1839		
Lymington Pier (LYP)  d								1800									1900
Yarmouth (I.O.W.) (YMH)  a								1840									1940
Sway (SWY) d	1700									1801							
New Milton (NWM) d	1705				1724					1806				1824			
Hinton Admiral (HNA) d	1709									1810							
Christchurch (CHR) d	1715									1816							
Pokesdown (POK) d	1718									1820							
Bournemouth (BMH) a	1722			1725	1735					1824			1827	1835			
Bournemouth (BMH) d	1724				1740					1825				1840			
Branksome (BSM) d					1745									1845			
Parkstone (Dorset) (PKS) d					1748									1848			
Poole (POO) 4 a	1733				1751					1834				1851			
Poole (POO) 4 d					1752									1852			
Hamworthy (HAM) d					1757									1857			
Holton Heath (HOL) d																	
Wareham (WRM) d					1804									1904			
Wool (WOO) d					1811									1911			
Moreton (Dorset) (MTN) d					1819									1917			
Dorchester South (DCH) d					1827									1925			
Dorchester West (DCW) d																	
Upwey (UPW) d					1833									1932			
Weymouth (WEY) a					1838									1936			

**NOTES** (see introductory pages for explanation of train operator codes and standard symbols)

- a Arrival time
- d Departure time
- u Stops to pick up only
- D To Salisbury
- H From Manchester Piccadilly
- K Runs until 3 November



## London to Winchester, Fareham, Portsmouth, Southampton, Lymington, Yarmouth (IOW), Bournemouth and Weymouth

**Sundays** from 22 September

Operator	SW	GW	SW	SW	SW	XC	SW	SW	SW	SW	SW	SW	SW	SW	SW	XC	SW	SW
Days of operation/Notes 1st Class/Reservations/Bus/Ferry Catering facilities	□	E	□	□	□	H	□	□	□	D	□	□	□	□	□	□	□	□
						□◇										□◇		
London Waterloo (WAT)	1650		1705				1735				1750	1805					1835	
Clapham Junction (CLJ)	1658u		1712u				1742u				1758u	1812u					1842u	
Woking (WOK)	d		1737				1807				1821	1837					1907	
Farnborough (Main) (FNB)	d		1732								1832							
Fleet (FLE)	d																	
Reading (RDG)	d						1752									1852		
Basingstoke (BSK)	d	1747	1757				1811	1827			1847	1857				1911	1927	
Micheldever (MIC)	d	1757									1857							
Winchester (WIN)	d	1807	1814				1827	1844			1907	1914				1927	1944	
Shawford (SHW)	d	1812									1912							
Romsey (ROM)	d										1835							
Chandlers Ford (CFR)	d										1842							
Eastleigh (ESL)	a	1817	1822	←							1848	1917	1922	←				
Eastleigh (ESL)	d	1826	1823	1826							1854	1926	1923	1926				
Hedge End (HDE)	d	←		1832								←		1932				
Botley (BOE)	d			1836										1936				
Fareham (FRM)	a			1844										1944				
Portchester (PTC)	a			1850										1950				
Cosham (CSA)	a			1855										1955				
Hilsea (HLS)	a			1900										2005				
Fratton (FTN)	a			1909										2009				
Portsmouth & Southsea (PMS)	a			1913										2013				
Portsmouth Harbour (PMH)	a			1920										2020				
Southampton Airport Parkwy (SOA)	d		1827				1835	1854			1858	1927				1936	1954	
Swaythling (SWG)	d										1900							
St Denys (SDN)	d										1903							
Southampton Central (SOU)	a		1834				1842	1901			1908	1934				1947	2001	
Southampton Central (SOU)	d		1836				1850	1905			1910	1936				1950	2003	
Millbrook (Hants) (MBK)	d										1913							
Redbridge (RDB)	d										1916a							
Totton (TTN)	d		1841										1941					
Ashurst New Forest (ANF)	d		1846										1946					
Beaulieu Road (BEU)	d		1850										1950					
Brockenhurst (BCU)	a	3	1856				1903	1918					1956				2016	
Brockenhurst (BCU)	d	3	1857				1859	1910	1919	1929			1957		1959		2017	2029
Lymington Town (LYT)	d						1907			1937					2007		2037	
Lymington Pier (LYP)	a						1909			1939					2009		2039	
Lymington Pier (LYP)	d										2000							
Yarmouth (I.O.W.) (YMH)	a										2040							
Sway (SWY)	d		1901										2001					
New Milton (NWM)	d		1906					1925					2006				2023	
Hinton Admiral (HNA)	d		1910										2010					
Christchurch (CHR)	d		1916										2016					
Pokesdown (POK)	d		1920										2020					
Bournemouth (BMH)	a		1924				1927	1937					2024		2027		2035	
Bournemouth (BMH)	d		1925					1941					2025				2040	
Branksome (BSM)	d							1946									2045	
Parkstone (Dorset) (PKS)	d							1949									2048	
Poole (POO)	a	4	1934					1952				2034					2051	
Poole (POO)	d	4						1953									2052	
Hamworthy (HAM)	d							1958									2057	
Holton Heath (HOL)	d																	
Wareham (WRM)	d							2005									2104	
Wool (WOO)	d							2012									2111	
Moreton (Dorset) (MTN)	d							2018									2118	
Dorchester South (DCH)	d							2026									2126	
Dorchester West (DCW)	d		1952															
Upwey (UPW)	d		2000					2033									2133	
Weymouth (WEY)	a		2005					2037									2137	

**NOTES** (see introductory pages for explanation of train operator codes and standard symbols)

- a Arrival time
- d Departure time
- u Stops to pick up only
- D To Salisbury
- E From Bristol Temple Meads
- H From Manchester Piccadilly

## London to Winchester, Fareham, Portsmouth, Southampton, Lymington, Yarmouth (IOW), Bournemouth and Weymouth

Sundays from 22 September

Operator Days of operation/Notes 1st Class/Reservations/Bus/Ferry Catering facilities	SW K	SW D	SW D	SW D	SW D	SW D	XC H D	SW D	SW D	SW D	SW D	SW D	SW D	SW D	SW D	XC H D	GW E	GW L
London Waterloo (WAT)	15	d		1850	1905							1935			1950	2005		
Clapham Junction (CLJ)	10	d		1858u	1912u							1942u			1958u	2012u		
Woking (WOK)		d		1921	1937							2007			2021	2037		
Farnborough (Main) (FNB)		d		1932											2032			
Fleet (FLE)		d																
Reading (RDG)	7	d					1952										2052	
Basingstoke (BSK)		d		1947	1957		2011	2027						2047	2057		2111	
Micheldever (MIC)		d		1957										2057				
Winchester (WIN)		d		2007	2014		2027	2044						2107	2114		2127	
Shawford (SHW)		d		2012										2112				
Romsey (ROM)		d		1935										2035				2111
Chandlers Ford (CFR)		d		1942										2042				
Eastleigh (ESL)	3	a		1948	2017	2022	←							2049	2119	2122	←	2138
Eastleigh (ESL)	3	d		1954	2026	2023	→							2054	2126	2123		2144
Hedge End (HDE)		d			→										→			2150
Botley (BOE)		d																2155
Fareham (FRM)		a																2202
Portchester (PTC)		a																
Cosham (CSA)		a																
Hilsea (HLS)		a																
Fratton (FTN)		a																
Portsmouth & Southsea (PMS)		a																
Portsmouth Harbour (PMH)		a																
Southampton Airport Parkwy (SOA)		d		1958		2027		2038c	2054					2058		2127		2135
Swaythling (SWG)		d		2000										2100				
St Denys (SDN)		d		2003										2103				
Southampton Central (SOU)		a		2008		2034		2045	2101					2108		2134		2142
Southampton Central (SOU)		d		2010		2036		2050	2103					2110		2136		2150
Millbrook (Hants) (MBK)		d		2013										2113				
Redbridge (RDB)		d		2016a										2117a				
Totton (TTN)		d				2041												
Ashurst New Forest (ANF)		d				2046												
Beaulieu Road (BEU)		d				2050												
Brockenhurst (BCU)	3	a				2056			2116									
Brockenhurst (BCU)	3	d				2057		2059	2117	2129						2157	2159	
Lymington Town (LYT)		d						2107		2137							2207	
Lymington Pier (LYP)		a						2109		2139							2209	
Lymington Pier (LYP)		d		2100														
Yarmouth (I.O.W.) (YMH)		a		2140														
Sway (SWY)		d				2101												
New Milton (NWM)		d				2106			2124									
Hinton Admiral (HNA)		d				2110												
Christchurch (CHR)		d				2116												
Pokesdown (POK)		d				2120												
Bournemouth (BMH)		a				2124		2127	2135									2227
Bournemouth (BMH)		d				2125												
Branksome (BSM)		d																
Parkstone (Dorset) (PKS)		d																
Poole (POO)	4	a				2134			2151									
Poole (POO)	4	d							2152									
Hamworthy (HAM)		d							2157									
Holton Heath (HOL)		d																
Wareham (WRM)		d								2204								
Wool (WOO)		d								2211								
Moreton (Dorset) (MTN)		d								2217								
Dorchester South (DCH)		d								2225								
Dorchester West (DCW)		d																2255
Upwey (UPW)		d																2304
Weymouth (WEY)		a																2309

NOTES (see introductory pages for explanation of train operator codes and standard symbols)

- a Arrival time
- d Departure time
- u Stops to pick up only
- c Arrives 3 minutes earlier
- D To Salisbury
- E From Bristol Temple Meads
- H From Manchester Piccadilly
- K Runs until 3 November
- L From Bristol Temple Meads to Portsmouth Harbour

**London to Winchester, Fareham, Portsmouth, Southampton, Lymington, Yarmouth (IOW), Bournemouth and Weymouth**

**Sundays from 22 September**

Operator Days of operation/Notes 1st Class/Reservations/Bus/Ferry Catering facilities	SW □	SW M □	SW □	SW □	SW □	XC H □◇ ⚓	SW □	SW D □	SW □	SW □	SW □	SW □	SW □	SW □	SW MM N □
London Waterloo (WAT) <b>15</b> d	2035		2050	2105			2135		2150	2205		2250	2305		0010
Clapham Junction (CLJ) <b>10</b> d	2042u		2058u	2112u			2142u		2158u	2212u		2258u	2312u		0017u
Woking (WOK) d	2107		2121	2137			2207		2221	2237		2321	2337		0042
Farnborough (Main) (FNB) d			2132							2232		2332			
Fleet (FLE) d															
Reading (RDG) <b>7</b> d						2152									
Basingstoke (BSK) d	2127		2147	2157		2210	2227		2247	2257		2347	2357		0101
Micheldever (MIC) d			2157						2257			2357			
Winchester (WIN) d	2144		2207	2214		2225	2244		2307	2314		0007	0014		0118
Shawford (SHW) d			2212						2312			0012			
Romsey (ROM) d		2135						2235							
Chandlers Ford (CFR) d		2142						2242							
Eastleigh (ESL) <b>3</b> a		2148	2217	2222	←			2248	2317	2322	←	0017	0022	←	0126
Eastleigh (ESL) <b>3</b> d		2154	2226	2223	2226			2254	2326	2323	2326	0030	0023	0030	0127
Hedge End (HDE) d			←		2232				←		2332	←		0036s	
Botley (BOE) d					2236						2336			0040s	
Fareham (FRM) a					2244						2344			0048s	
Portchester (PTC) a					2250						2350			0054s	
Cosham (CSA) a					2255						2355			0059s	
Hilsea (HLS) a					2300						0002				
Fratton (FTN) a					2308						0007			0106s	
Portsmouth & Southsea (PMS) a					2312						0010			0110s	
Portsmouth Harbour (PMH)  a					2316						0014			0114	
Southampton Airport Parkwy (SOA)  d	2153	2158		2227		2235	2253	2258		2327			0028		0132
Swaythling (SWG) d		2201						2300							
St Denys (SDN) d		2204						2303					0032s		
Southampton Central (SOU) a	2200	2209		2234		2242	2300	2308		2334			0037		0139
Southampton Central (SOU) d	2203	2210		2236			2303	2310		2336			0040		
Millbrook (Hants) (MBK) d		2213						2312							
Redbridge (RDB) d		2217a						2315a							
Totton (TTN) d				2241						2341				0045s	
Ashurst New Forest (ANF) d				2246						2346					
Beaulieu Road (BEU) d															
Brockenhurst (BCU) <b>3</b> a	2216			2254			2316			2354				0056s	
Brockenhurst (BCU) <b>3</b> d	2217			2257			2317			2355					
Lymington Town (LYT) d															
Lymington Pier (LYP) a															
Lymington Pier (LYP)  d															
Yarmouth (I.O.W.) (YMH)  a															
Sway (SWY) d				2301						2359					
New Milton (NWM) d	2224			2306			2324			0004			0104s		
Hinton Admiral (HNA) d				2310						0008					
Christchurch (CHR) d				2316						0013			0112s		
Pokesdown (POK) d				2320						0017			0116s		
Bournemouth (BMH) a	2235			2324			2335			0021			0120		
Bournemouth (BMH) d	2240			2325			2340			0022			0121		
Branksome (BSM) d	2245						2345			0027			0126s		
Parkstone (Dorset) (PKS) d	2248						2348			0030			0129s		
Poole (POO) <b>4</b> a	2251			2334			2351			0034			0133		
Poole (POO) <b>4</b> d	2252						2352								
Hamworthy (HAM) d	2257						2357								
Holton Heath (HOL) d															
Wareham (WRM) d	2304						0004								
Wool (WOO) d	2311						0011								
Moreton (Dorset) (MTN) d	2317						0017								
Dorchester South (DCH) d	2325						0025								
Dorchester West (DCW) d															
Upwey (UPW) d	2332						0031								
Weymouth (WEY) a	2337						0036								

**NOTES** (see introductory pages for explanation of train operator codes and standard symbols)

- a Arrival time
- d Departure time
- s Stops to set down only
- u Stops to pick up only
- D To Salisbury
- H From Manchester Piccadilly
- M To Romsey
- N Also calls at Wimbledon 0023
- MM Monday mornings

**Weymouth, Bournemouth, Yarmouth (IOW), Lymington, Southampton, Portsmouth and Fareham to Winchester and London**

**Mondays to Fridays until 20 September**

Operator	SW	XC	SW	SW	SW	XC	SW	SW	SW	SW	SW	SW	SW	SW	SW	XC	SW
Days of operation/Notes 1st Class/Reservations/Bus/Ferry Catering facilities	1	A 1◇ ⚓	B 1	1	1	A 1◇ ⚓	C 1	D 1	1	C 1	D 1	E 1	1	1	1	A 1◇ ⚓	1
Weymouth (WEY)	d																
Upwey (UPW)	d																
Dorchester West (DCW)	a																
Dorchester South (DCH)	d																
Moreton (Dorset) (MTN)	d																
Wool (WOO)	d																
Wareham (WRM)	d																
Holton Heath (HOL)	d																
Hamworthy (HAM)	d																
Poole (POO)	4 a																
Poole (POO)	4 d			0500	0523				0540					0555			
Parkstone (Dorset) (PKS)	d			0504	0527				0544					0559			
Branksome (BSM)	d			0507	0530				0547					0602			
Bournemouth (BMH)	a			0512	0535				0553					0607			
Bournemouth (BMH)	d			0515	0537				0555					0611		0630	
Pokesdown (POK)	d			0519	0541									0615			
Christchurch (CHR)	d			0523	0545									0619			
Hinton Admiral (HNA)	d				0550									0624			
New Milton (NWM)	d			0530	0554									0628			
Sway (SWY)	d				0559									0633			
Yarmouth (I.O.W.) (YMH)	d	⚓															
Lymington Pier (LYP)	a	⚓															
Lymington Pier (LYP)	d												0614				0644
Lymington Town (LYT)	d												0616				0646
Brockenhurst (BCU)	3 a			0536	0604				0610				0625	0638			0655
Brockenhurst (BCU)	3 d			0537					0611					0640			
Beaulieu Road (BEU)	d																
Ashurst New Forest (ANF)	d													0648			
Totton (TTN)	d			0548					0622					0653			
Redbridge (RDB)	d							0612									
Millbrook (Hants) (MBK)	d							0615									
Southampton Central (SOU)	a			0554				0618	0628		←			0658		0702	
Southampton Central (SOU)	d	0452	0515		0555		0615		0633	0630		0633	0644		0700		0715
St Denys (SDN)	d	0457							→			0639	0649				
Swaythling (SWG)	d	0500										0642	0652				
Southampton Airport Parkway (SOA)	← a	0503	0523		0603		0623			0638		0645	0655		0708		0723
Portsmouth Harbour (PMH)	d			0455				0550								0624	
Portsmouth & Southsea (PMS)	d			0500				0555								0628	
Fratton (FTN)	d			0504				0559								0632	
Hilsea (HLS)	d			0508				0603								0637	
Cosham (CSA)	d			0514				0608								0642	
Portchester (PTC)	d			0518				0613								0647	
Fareham (FRM)	d			0525				0620								0653	
Botley (BOE)	d			0533				0629								0702	
Hedge End (HDE)	d			0537				0634								0707	
Eastleigh (ESL)	3 a	0506		0544	0607			0642		←	0649	0659				0713	
Eastleigh (ESL)	3 d	0507		0545	0608			0643			0643	0650	0659			0715	
Chandlers Ford (CFR)	d											0655					
Romsey (ROM)	a											0703					
Shawford (SHW)	d	0513		0551								0649		0705			
Winchester (WIN)	d	0519	0531	0557	0618		0633			0647	0655		0711		0718	0725	0731
Micheldever (MIC)	d	0527		0606							0703					0733	
Basingstoke (BSK)	a	0538	0546	0617	0635		0650			0704	0714		0727		0734	0743	0746
Reading (RDG)	7 a		0607				0708										0809
Fleet (FLE)	a	0550		0639									0746				
Farnborough (Main) (FNB)	a	0556		0645									0752			0758	
Woking (WOK)	a	0605		0657	0655						0734		0805			0808	
Clapham Junction (CLJ)	10 a	0625			0715								0839				
London Waterloo (WAT)	15 a	0634		0730	0726					0747	0806				0819	0836	

**NOTES** (see introductory pages for explanation of train operator codes and standard symbols)

- a Arrival time
- d Departure time
- A To Manchester Piccadilly
- B Also calls at Hook 0630, Winchfield 0634 and Brookwood 0652
- C Also calls at Surbiton 0747
- D From Salisbury
- E Also calls at Hook 0737, Winchfield 0741, Brookwood 0800 and Weybridge 0814

## Weymouth, Bournemouth, Yarmouth (IOW), Lymington, Southampton, Portsmouth and Fareham to Winchester and London

### **Mondays to Fridays** until 20 September

Operator	SW	SW	SW	SW	SW	SW	SW	SW	SW	SW	SW	SW	SW	SW	SW	SW	SW	SW
Days of operation/Notes																		
1st Class/Reservations/Bus/Ferry	1	1	1	D	F	1	1	1	G	1	A							
Catering facilities																		
Weymouth (WEY)	d	0555						0625	0638								0655	
Upwey (UPW)	d	0559						0629	0643								0659	
Dorchester West (DCW)	a								0651									
Dorchester South (DCH)	d	0607						0637									0707	
Moreton (Dorset) (MTN)	d	0614						0644									0714	
Wool (WOO)	d	0620						0650									0720	
Wareham (WRM)	d	0627						0657									0727	
Holton Heath (HOL)	d	0631															0731	
Hamworthy (HAM)	d	0636						0704									0736	
Poole (POO)	4 a	0640						0708									0740	
Poole (POO)	4 d	0641						0650 0711									0720 0741	
Parkstone (Dorset) (PKS)	d	0645						0654 0715									0724 0745	
Branksome (BSM)	d	0649						0657 0719									0727 0749	
Bournemouth (BMH)	a	0654						0702 0724									0732 0754	
Bournemouth (BMH)	d	0634	0656					0704 0726				0731					0734 0756	
Pokesdown (POK)	d	0638						0708									0738	
Christchurch (CHR)	d	0642						0712									0742	
Hinton Admiral (HNA)	d	0647						0717									0747	
New Milton (NWM)	d	0651						0721									0751	
Sway (SWY)	d	0656						0726									0756	
Yarmouth (I.O.W.) (YMH)	⚓ d												0700					
Lymington Pier (LYP)	⚓ a												0740					
Lymington Pier (LYP)	d						0714							0744				
Lymington Town (LYT)	d						0716							0746				
Brockenhurst (BCU)	3 a	0701					0725	0731						0755	0801	0810		
Brockenhurst (BCU)	3 d	0702						0733									0802 0811	
Beaulieu Road (BEU)	d																0807	
Ashurst New Forest (ANF)	d	0710						0741									0811	
Totton (TTN)	d	0715						0746									0816	
Redbridge (RDB)	d				0724													0824
Millbrook (Hants) (MBK)	d				0728													0828
Southampton Central (SOU)	a	0720	0725		0732			0752	0756			0802					0822 0826	0832
Southampton Central (SOU)	d	0730			0735	0738						0815					0830	0835
St Denys (SDN)	d				0740	0743												0840
Swaythling (SWG)	d				0743	0746												0843
Southampton Airport Parkway (SOA) ←	d	0738			0746	0750			0808			0823					0838	0846
Portsmouth Harbour (PMH)	⚓ d			0650								0724						0755
Portsmouth & Southsea (PMS)	d			0655								0729						0800
Fratton (FTN)	d			0659								0733						0804
Hilsea (HLS)	d			0703								0737						0808
Cosham (CSA)	d			0708								0742						0813
Portchester (PTC)	d			0713								0747						0818
Fareham (FRM)	d			0720								0753						0824
Botley (BOE)	d			0728								0800						0831
Hedge End (HDE)	d			0733								0805						0836
Eastleigh (ESL)	3 a			0739	0749	0753						0811						0842 0850
Eastleigh (ESL)	3 d			0743	0750	0755						0812						0843 0850
Chandlers Ford (CFR)	d				0755													0855
Romsey (ROM)	a				0803													0903
Shawford (SHW)	d			0749		0801						0818						0850
Winchester (WIN)	d	0748		0755		0807			0818			0823a	0831				0848	0856
Micheldever (MIC)	d			0803														0904
Basingstoke (BSK)	a			0813		0823			0834				0846					0914
Reading (RDG)	7 a												0907					
Fleet (FLE)	a			0826		0842												0926
Farnborough (Main) (FNB)	a			0832		0847												0932
Woking (WOK)	a			0842		0903			0854								0922	0942
Clapham Junction (CLJ)	10 a								0914								0942	1002
London Waterloo (WAT)	15 a	0848	0909			0938			0925								0953	1011

**NOTES** (see introductory pages for explanation of train operator codes and standard symbols)

- a Arrival time
- d Departure time
- A To Manchester Piccadilly
- D From Salisbury
- F Also calls at Hook 0832, Winchfield 0836, Brookwood 0857 and Surbiton 0916
- G To Gloucester

**Weymouth, Bournemouth, Yarmouth (IOW), Lymington, Southampton, Portsmouth and Fareham to Winchester and London**

**Mondays to Fridays until 20 September**

Operator Days of operation/Notes 1st Class/Reservations/Bus/Ferry Catering facilities	SW	SW	SW	SW	SW	XC A A A	GW G	SW SW	SW	SW	SW	SW	SW D	SW	SW	SW	SW
Weymouth (WEY)	d				0724		0733					0755					0820
Upwey (UPW)	d				0728		0738					0759					0824
Dorchester West (DCW)	a						0746										
Dorchester South (DCH)	d				0736							0807					0833
Moreton (Dorset) (MTN)	d				0742							0814					0839
Wool (WOO)	d				0748							0820					0845
Wareham (WRM)	d				0755							0827					0853
Holton Heath (HOL)	d				0759							0830					0856
Hamworthy (HAM)	d				0804							0835					0901
Poole (POO)	4 a				0808							0840					0906
Poole (POO)	4 d			0804	0809							0841			0853	0858	0907
Parkstone (Dorset) (PKS)	d			0808	0813							0845				0902	
Branksome (BSM)	d			0811	0817							0848				0906	
Bournemouth (BMH)	a			0816	0822							0854			0902	0911	0917
Bournemouth (BMH)	d		0802	0818	0823	0840						0856			0905	0922	
Pokesdown (POK)	d		0806	0821	0827										0909	0926	
Christchurch (CHR)	d		0810	0825	0831										0913	0930	
Hinton Admiral (HNA)	d		0815		0836										0918		
New Milton (NWM)	d		0819	0832	0840										0922	0937	
Sway (SWY)	d		0824		0845										0927		
Yarmouth (I.O.W.) (YMH)	d						0800										
Lymington Pier (LYP)	a						0840										
Lymington Pier (LYP)	d	0814								0844				0914			
Lymington Town (LYT)	d	0816								0846				0916			
Brockenhurst (BCU)	3 a	0825	0829	0839	0849					0855		0910		0925	0932	0943	
Brockenhurst (BCU)	3 d		0830	0840	0850							0911			0933	0944	
Beaulieu Road (BEU)	d		0835														
Ashurst New Forest (ANF)	d		0839		0858										0942		
Totton (TTN)	d		0844		0903							0903			0947		
Redbridge (RDB)	d													0925			
Millbrook (Hants) (MBK)	d													0929			
Southampton Central (SOU)	a		0853	0854		0913						0918	0926	0932	0953	0958	
Southampton Central (SOU)	d		0902	0900	0902	0915						0930		0935	0955	1000	
St Denys (SDN)	d				0907									0940			
Swaythling (SWG)	d				0910									0943			
Southampton Airport Parkway (SOA)	a			0908	0913	0923						0938		0946	1003	1008	
Portsmouth Harbour (PMH)	d												0855				
Portsmouth & Southsea (PMS)	d												0900				
Fratton (FTN)	d												0904				
Hilsea (HLS)	d												0908				
Cosham (CSA)	d												0913				
Portchester (PTC)	d												0918				
Fareham (FRM)	d												0924				
Botley (BOE)	d												0931				
Hedge End (HDE)	d												0936				
Eastleigh (ESL)	3 a				0916								0942	0950	1006		
Eastleigh (ESL)	3 d				0917								0944	0950	1014		
Chandlers Ford (CFR)	d													0955			
Romsey (ROM)	a													1003			
Shawford (SHW)	d				0922												
Winchester (WIN)	d			0918	0927a	0933					0948	0954				1018	
Micheldever (MIC)	d												1002				
Basingstoke (BSK)	a			0936		0948							1012				1034
Reading (RDG)	7 a					1010											
Fleet (FLE)	a												1024				
Farnborough (Main) (FNB)	a												1029				
Woking (WOK)	a			0955							1020	1039					
Clapham Junction (CLJ)	10 a			1015													1112
London Waterloo (WAT)	15 a			1024							1049	1104					1121

**NOTES** (see introductory pages for explanation of train operator codes and standard symbols)

- a Arrival time
- d Departure time
- A To Manchester Piccadilly
- D From Salisbury
- G To Gloucester



## Weymouth, Bournemouth, Yarmouth (IOW), Lymington, Southampton, Portsmouth and Fareham to Winchester and London

Mondays to Fridays until 20 September

Operator	SW	XC A	SW A	SW	SW	SW	SW D	SW	SW	SW	SW	SW	SW	GW G	XC A	SW A	SW	SW
Days of operation/Notes 1st Class/Reservations/Bus/Ferry Catering facilities	□	□◇	☞	□	□	□	□	□	□	□	□	□	□	□	□◇	☞	□	□
Weymouth (WEY)	d					0903							0920		0930			1003
Upwey (UPW)	d												0924		0935			
Dorchester West (DCW)	a														0943			
Dorchester South (DCH)	d					0913							0933					1013
Moreton (Dorset) (MTN)	d												0939					
Wool (WOO)	d												0945					
Wareham (WRM)	d					0928							0953					1028
Holton Heath (HOL)	d												0956					
Hamworthy (HAM)	d					0935							1001					1035
Poole (POO)	4 a					0939							1006					1039
Poole (POO)	4 d					0940							0958 1007					1040
Parkstone (Dorset) (PKS)	d					0944							1002					1044
Branksome (BSM)	d					0948							1006					1048
Bournemouth (BMH)	a					0954							1011 1017					1054
Bournemouth (BMH)	d		0945			0959			1002				1022			1045		1059
Pokesdown (POK)	d								1006				1026					
Christchurch (CHR)	d								1010				1030					
Hinton Admiral (HNA)	d								1015									
New Milton (NWM)	d								1019				1037					
Sway (SWY)	d								1024									
Yarmouth (I.O.W.) (YMH)	d	☞		0905													1005	
Lymington Pier (LYP)	a	☞		0945													1045	
Lymington Pier (LYP)	d				0957						1027							1057
Lymington Town (LYT)	d				0959						1029							1059
Brockenhurst (BCU)	3 a		0959		1008	1013				1029	1038		1043					1108
Brockenhurst (BCU)	3 d		1000			1014							1044					1114
Beaulieu Road (BEU)	d												1035					
Ashurst New Forest (ANF)	d												1039					
Totton (TTN)	d												1044					
Redbridge (RDB)	d							1027										
Millbrook (Hants) (MBK)	d							1031										
Southampton Central (SOU)	a		1013			1028		1034	1053				1058			1113		1128
Southampton Central (SOU)	d		1015			1030		1036	1055				1100			1115		1130
St Denys (SDN)	d							1041										
Swaythling (SWG)	d							1044										
Southampton Airport Parkway (SOA) ←	d		1023			1038		1047	1103				1108			1123		1138
Portsmouth Harbour (PMH)	d	☞					0955											
Portsmouth & Southsea (PMS)	d						1000											
Fratton (FTN)	d						1004											
Hilsea (HLS)	d						1008											
Cosham (CSA)	d						1013											
Portchester (PTC)	d						1018											
Fareham (FRM)	d						1024											
Botley (BOE)	d						1031											
Hedge End (HDE)	d						1036											
Eastleigh (ESL)	3 a	←					1042	1050	1106					←				
Eastleigh (ESL)	3 d		1014				1043	1051	1114					1114				
Chandlers Ford (CFR)	d							1056										
Romsey (ROM)	a							1103										
Shawford (SHW)	d	1019													1119			
Winchester (WIN)	d	1025a	1031			1048	1052						1118		1124a	1132		1148
Micheldever (MIC)	d						1101											
Basingstoke (BSK)	a		1047				1111						1134			1147		
Reading (RDG)	7 a		1107													1207		
Fleet (FLE)	a						1122											
Farnborough (Main) (FNB)	a						1128											
Woking (WOK)	a					1120	1138											1220
Clapham Junction (CLJ)	10 a												1211					
London Waterloo (WAT)	15 a	←				1147	1206						1220					1249

NOTES (see introductory pages for explanation of train operator codes and standard symbols)

- a Arrival time
- d Departure time
- A To Manchester Piccadilly
- D From Salisbury
- G To Gloucester

**Weymouth, Bournemouth, Yarmouth (IOW), Lymington, Southampton, Portsmouth and Fareham to Winchester and London**

**Mondays to Fridays until 20 September**

Operator	SW	SW	SW	SW	SW	SW	SW	XC	SW	SW	SW	SW	SW	SW	SW	SW	SW
Days of operation/Notes	D	D	D	D	D	D	D	A	⚓	⚓	⚓	⚓	D	D	D	D	D
1st Class/Reservations/Bus/Ferry	⚓	⚓	⚓	⚓	⚓	⚓	⚓	⚓	⚓	⚓	⚓	⚓	⚓	⚓	⚓	⚓	⚓
Catering facilities	⚓	⚓	⚓	⚓	⚓	⚓	⚓	⚓	⚓	⚓	⚓	⚓	⚓	⚓	⚓	⚓	⚓
Weymouth (WEY)	d					1020											1120
Upwey (UPW)	d					1024											1124
Dorchester West (DCW)	a																
Dorchester South (DCH)	d					1033							1113				1133
Moreton (Dorset) (MTN)	d					1039											1139
Wool (WOO)	d					1045											1145
Wareham (WRM)	d					1053							1128				1153
Holton Heath (HOL)	d					1056											1156
Hamworthy (HAM)	d					1101							1135				1201
Poole (POO)	4 a					1106							1139				1206
Poole (POO)	4 d					1058	1107						1140				1158 1207
Parkstone (Dorset) (PKS)	d					1102							1144				1202
Branksome (BSM)	d					1106							1148				1206
Bournemouth (BMH)	a					1111	1117						1154				1211 1217
Bournemouth (BMH)	d			1102		1122		1145					1159			1202	1222
Pokesdown (POK)	d			1106		1126										1206	1226
Christchurch (CHR)	d			1110		1130										1210	1230
Hinton Admiral (HNA)	d			1115												1215	
New Milton (NWM)	d			1119		1137										1219	1237
Sway (SWY)	d			1124												1224	
Yarmouth (I.O.W.) (YMH)	⚓ d								1105								
Lymington Pier (LYP)	⚓ a								1145								
Lymington Pier (LYP)	d					1127						1157					1227
Lymington Town (LYT)	d					1129						1159					1229
Brockenhurst (BCU)	3 a			1129		1138	1143					1208	1213			1229	1243
Brockenhurst (BCU)	3 d			1130			1144						1214			1230	1244
Beaulieu Road (BEU)	d															1235	
Ashurst New Forest (ANF)	d			1139												1239	
Totton (TTN)	d			1144												1244	
Redbridge (RDB)	d			1127												1227	
Millbrook (Hants) (MBK)	d			1131												1231	
Southampton Central (SOU)	a			1134	1150		1158		1213				1228		1250		1258
Southampton Central (SOU)	d			1136	1155		1200		1215				1230		1236	1255	1300
St Denys (SDN)	d			1141											1241		
Swaythling (SWG)	d			1144											1244		
Southampton Airport Parkway (SOA) ←	d			1147	1203		1208		1223				1238		1247	1303	1308
Portsmouth Harbour (PMH)	⚓ d	1055													1155		
Portsmouth & Southsea (PMS)	d	1100													1200		
Fratton (FTN)	d	1104													1204		
Hilsea (HLS)	d	1108													1208		
Cosham (CSA)	d	1113													1213		
Portchester (PTC)	d	1118													1218		
Fareham (FRM)	d	1124													1224		
Botley (BOE)	d	1131													1231		
Hedge End (HDE)	d	1136													1236		
Eastleigh (ESL)	3 a	1142	1150	1206				←							1247	1250	1307
Eastleigh (ESL)	3 d	1145	1151	1214				1214							1247	1251	1314
Chandlers Ford (CFR)	d			1156	→										1256	→	
Romsey (ROM)	a			1203											1303		
Shawford (SHW)	d							1219									
Winchester (WIN)	d	1155				1218		1224a	1231				1248	1257			1318
Micheldever (MIC)	d	1203												1305			
Basingstoke (BSK)	a	1213				1234			1246					1315			1334
Reading (RDG)	7 a								1306								
Fleet (FLE)	a	1225													1327		
Farnborough (Main) (FNB)	a	1230													1332		
Woking (WOK)	a	1241											1320	1342			
Clapham Junction (CLJ)	10 a					1312											1412
London Waterloo (WAT)	⚓ 15 a	1306				1321							1349	1409			1421

**NOTES** (see introductory pages for explanation of train operator codes and standard symbols)

- a Arrival time
- d Departure time
- A To Manchester Piccadilly
- D From Salisbury

## Weymouth, Bournemouth, Yarmouth (IOW), Lymington, Southampton, Portsmouth and Fareham to Winchester and London

**Mondays to Fridays until 20 September**

Operator	SW	GW	XC	SW	SW	SW	SW	SW	SW	SW	SW	SW	SW	XC	SW	SW	SW
Days of operation/Notes 1st Class/Reservations/Bus/Ferry Catering facilities	□	G	A □◇ ⚓	⚓	□	□	□	D □	□	□	□	□	□	A □◇ ⚓	⚓	□	□
Weymouth (WEY)	d	1129				1203							1220				1303
Upwey (UPW)	d	1134											1224				
Dorchester West (DCW)	a	1142															
Dorchester South (DCH)	d					1213							1233				1313
Moreton (Dorset) (MTN)	d												1239				
Wool (WOO)	d												1245				
Wareham (WRM)	d					1228							1253				1328
Holton Heath (HOL)	d												1256				
Hamworthy (HAM)	d					1235							1301				1335
Poole (POO)	4 a					1239							1306				1339
Poole (POO)	4 d					1240							1258 1307				1340
Parkstone (Dorset) (PKS)	d					1244							1302				1344
Branksome (BSM)	d					1248							1306				1348
Bournemouth (BMH)	a					1254							1311 1317				1354
Bournemouth (BMH)	d		1245			1259				1302			1322		1345		1359
Pokesdown (POK)	d									1306			1326				
Christchurch (CHR)	d									1310			1330				
Hinton Admiral (HNA)	d									1315							
New Milton (NWM)	d									1319			1337				
Sway (SWY)	d									1324							
Yarmouth (I.O.W.) (YMH)	⚓ d			1205												1305	
Lymington Pier (LYP)	⚓ a			1245												1345	
Lymington Pier (LYP)	d				1257							1327					1357
Lymington Town (LYT)	d				1259							1329					1359
Brockenhurst (BCU)	3 a				1308	1313					1329	1338	1343				1408 1413
Brockenhurst (BCU)	3 d					1314					1330		1344				1414
Beaulieu Road (BEU)	d																
Ashurst New Forest (ANF)	d										1339						
Totton (TTN)	d										1344						
Redbridge (RDB)	d									1327							
Millbrook (Hants) (MBK)	d									1331							
Southampton Central (SOU)	a		1313			1328				1334	1350		1358		1413		1428
Southampton Central (SOU)	d		1315			1330				1336	1355		1400		1415		1430
St Denys (SDN)	d									1341							
Swaythling (SWG)	d									1344							
Southampton Airport Parkway (SOA) ←	d		1323			1338				1347	1403		1408		1423		1438
Portsmouth Harbour (PMH)	⚓ d									1255							
Portsmouth & Southsea (PMS)	d									1300							
Fratton (FTN)	d									1304							
Hilsea (HLS)	d									1308							
Cosham (CSA)	d									1313							
Portchester (PTC)	d									1318							
Fareham (FRM)	d									1324							
Botley (BOE)	d									1331							
Hedge End (HDE)	d									1336							
Eastleigh (ESL)	3 a	←								1342	1350	1406		←			
Eastleigh (ESL)	3 d	1314								1343	1351	1414		1414			
Chandlers Ford (CFR)	d											→					
Romsey (ROM)	a										1403						
Shawford (SHW)	d	1319													1419		
Winchester (WIN)	d	1324a	1332			1348	1352						1418	1424a	1431		1448
Micheldever (MIC)	d						1401										
Basingstoke (BSK)	a		1349				1411						1434		1446		
Reading (RDG)	7 a		1407												1506		
Fleet (FLE)	a						1422										
Farnborough (Main) (FNB)	a						1428										
Woking (WOK)	a					1420	1438										1520
Clapham Junction (CLJ)	10 a												1511				
London Waterloo (WAT)	15 a					1449	1506						1520				1549

**NOTES** (see introductory pages for explanation of train operator codes and standard symbols)

- a Arrival time
- d Departure time
- A To Manchester Piccadilly
- D From Salisbury
- G To Gloucester

**Weymouth, Bournemouth, Yarmouth (IOW), Lymington, Southampton, Portsmouth and Fareham to Winchester and London**

**Mondays to Fridays until 20 September**

Operator	SW	SW	SW	SW	SW	SW	SW	GW	XC	SW	SW	SW	SW	SW	SW	SW
Days of operation/Notes 1st Class/Reservations/Bus/Ferry Catering facilities	□	D □	□	□	□	□	□	G	A □◇ ⚓	⚓	□	□	□	D □	□	□
Weymouth (WEY)	d					1320		1328						1403		
Upwey (UPW)	d					1324		1333								
Dorchester West (DCW)	a							1341								
Dorchester South (DCH)	d					1333								1413		
Moreton (Dorset) (MTN)	d					1339										
Wool (WOO)	d					1345										
Wareham (WRM)	d					1353								1428		
Holton Heath (HOL)	d					1356										
Hamworthy (HAM)	d					1401								1435		
Poole (POO)	4 a					1406								1439		
Poole (POO)	4 d					1358	1407							1440		
Parkstone (Dorset) (PKS)	d					1402								1444		
Branksome (BSM)	d					1406								1448		
Bournemouth (BMH)	a					1411	1417							1454		
Bournemouth (BMH)	d			1402		1422			1445					1459		1502
Pokesdown (POK)	d			1406		1426										1506
Christchurch (CHR)	d			1410		1430										1510
Hinton Admiral (HNA)	d			1415												1515
New Milton (NWM)	d			1419		1437										1519
Sway (SWY)	d			1424												1524
Yarmouth (I.O.W.) (YMH)	⚓ d									1405						
Lymington Pier (LYP)	⚓ a									1445						
Lymington Pier (LYP)	d				1427						1457					1527
Lymington Town (LYT)	d				1429						1459					1529
Brockenhurst (BCU)	3 a			1429	1438	1443					1508	1513			1529	1538
Brockenhurst (BCU)	3 d			1430		1444						1514			1530	
Beaulieu Road (BEU)	d			1435												
Ashurst New Forest (ANF)	d			1439											1539	
Totton (TTN)	d			1444											1544	
Redbridge (RDB)	d		1427												1527	
Millbrook (Hants) (MBK)	d		1431												1531	
Southampton Central (SOU)	a		1434	1452		1458			1513			1528		1534	1552	
Southampton Central (SOU)	d		1435	1457		1500			1515			1530		1536	1555	
St Denys (SDN)	d		1440											1541		
Swaythling (SWG)	d		1443											1544		
Southampton Airport Parkway (SOA) ←	d		1446	1505		1508			1523			1538		1547	1603	
Portsmouth Harbour (PMH)	⚓ d	1355												1455		
Portsmouth & Southsea (PMS)	d	1400												1500		
Fratton (FTN)	d	1404												1504		
Hilsea (HLS)	d	1408												1508		
Cosham (CSA)	d	1413												1513		
Portchester (PTC)	d	1418												1518		
Fareham (FRM)	d	1424												1524		
Botley (BOE)	d	1431												1531		
Hedge End (HDE)	d	1436												1536		
Eastleigh (ESL)	3 a	1442	1450	1508				←						1542	1550	1607
Eastleigh (ESL)	3 d	1443	1450	1514				1514						1543	1551	1614
Chandlers Ford (CFR)	d			1455	→									1556	→	
Romsey (ROM)	a			1503										1603		
Shawford (SHW)	d							1519								
Winchester (WIN)	d	1452				1518		1524a		1531		1548	1552			
Micheldever (MIC)	d	1501											1601			
Basingstoke (BSK)	a	1511				1534				1546			1611			
Reading (RDG)	7 a									1609						
Fleet (FLE)	a	1523												1622		
Farnborough (Main) (FNB)	a	1528												1628		
Woking (WOK)	a	1538											1620	1638		
Clapham Junction (CLJ)	10 a					1611										
London Waterloo (WAT)	⚓ 15 a	1607				1620							1649	1704		

**NOTES** (see introductory pages for explanation of train operator codes and standard symbols)

- a Arrival time
- d Departure time
- A To Manchester Piccadilly
- D From Salisbury
- G To Gloucester

## Weymouth, Bournemouth, Yarmouth (IOW), Lymington, Southampton, Portsmouth and Fareham to Winchester and London

**Mondays to Fridays until 20 September**

Operator	SW	SW	SW	XC A	SW	SW	SW	SW	SW D	SW	SW	SW	SW	SW	GW G	XC A	SW
Days of operation/Notes 1st Class/Reservations/Bus/Ferry Catering facilities	□	□	□	□◇ ⚓		□	□	□	□	□	□	□	□	□	□	□◇	
Weymouth (WEY)	d	1420					1503						1520		1528		
Upwey (UPW)	d	1424											1524		1533		
Dorchester West (DCW)	a														1541		
Dorchester South (DCH)	d	1433					1513						1533				
Moreton (Dorset) (MTN)	d	1439											1539				
Wool (WOO)	d	1445											1545				
Wareham (WRM)	d	1453					1528						1553				
Holton Heath (HOL)	d	1456											1556				
Hamworthy (HAM)	d	1501					1535						1601				
Poole (POO)	4 a	1506					1539						1606				
Poole (POO)	4 d	1458	1507				1540						1558	1607			
Parkstone (Dorset) (PKS)	d	1502					1544						1602				
Branksome (BSM)	d	1506					1548						1606				
Bournemouth (BMH)	a	1511	1517				1554						1611	1617			
Bournemouth (BMH)	d	1522		1545			1559			1602		1622				1645	
Pokesdown (POK)	d	1526								1606		1626					
Christchurch (CHR)	d	1530								1610		1630					
Hinton Admiral (HNA)	d									1615							
New Milton (NWM)	d	1537								1619		1637					
Sway (SWY)	d									1624							
Yarmouth (I.O.W.) (YMH)	d				1505												1605
Lymington Pier (LYP)	a				1545												1645
Lymington Pier (LYP)	d					1557						1627					
Lymington Town (LYT)	d					1559						1629					
Brockenhurst (BCU)	3 a	1543				1608	1613					1629	1638	1643			
Brockenhurst (BCU)	3 d	1544					1614					1630		1644			
Beaulieu Road (BEU)	d											1635					
Ashurst New Forest (ANF)	d											1639					
Totton (TTN)	d											1644					
Redbridge (RDB)	d									1627							
Millbrook (Hants) (MBK)	d									1631							
Southampton Central (SOU)	a	1558		1613			1628		1634	1650		1658				1713	
Southampton Central (SOU)	d	1600		1615			1630		1636	1652		1700				1715	
St Denys (SDN)	d								1641	1657							
Swaythling (SWG)	d								1644	1700							
Southampton Airport Parkway (SOA) ←	d	1608		1623			1638		1647	1704		1708				1723	
Portsmouth Harbour (PMH)	d							1555									
Portsmouth & Southsea (PMS)	d							1600									
Fratton (FTN)	d							1604									
Hilsea (HLS)	d							1608									
Cosham (CSA)	d							1613									
Portchester (PTC)	d							1618									
Fareham (FRM)	d							1624									
Botley (BOE)	d							1631									
Hedge End (HDE)	d							1636									
Eastleigh (ESL)	3 a			←				1642	1650	1707				←			
Eastleigh (ESL)	3 d			1614				1643	1651	1711				1711			
Chandlers Ford (CFR)	d								1656	←							
Romsey (ROM)	a								1703								
Shawford (SHW)	d		1619													1719	
Winchester (WIN)	d	1618	1624a	1632			1648	1652				1718	1725			1731	
Micheldever (MIC)	d							1701									
Basingstoke (BSK)	a	1634		1647				1711				1734	1741			1746	
Reading (RDG)	7 a			1707													1807
Fleet (FLE)	a								1722								
Farnborough (Main) (FNB)	a								1728								
Woking (WOK)	a							1721	1738								
Clapham Junction (CLJ)	10 a	1711										1811					
London Waterloo (WAT)	15 a	1720						1749	1804				1820				

**NOTES** (see introductory pages for explanation of train operator codes and standard symbols)

- a Arrival time
- d Departure time
- A To Manchester Piccadilly
- D From Salisbury
- G To Gloucester

## Weymouth, Bournemouth, Yarmouth (IOW), Lymington, Southampton, Portsmouth and Fareham to Winchester and London

**Mondays to Fridays until 20 September**

Operator	SW	SW	SW	SW	SW	SW	SW	SW	SW	SW	SW	SW	XC	SW	SW	SW	SW	SW
Days of operation/Notes 1st Class/Reservations/Bus/Ferry Catering facilities	□	□	□	□	□	D	□	□	□	□	□	□	A ◇ ♠	◊	□	□	□	D
Weymouth (WEY)	d		1603								1620						1703	
Upwey (UPW)	d										1624							
Dorchester West (DCW)	a																	
Dorchester South (DCH)	d		1613								1633						1713	
Moreton (Dorset) (MTN)	d										1639							
Wool (WOO)	d										1645							
Wareham (WRM)	d		1628								1653						1728	
Holton Heath (HOL)	d										1656							
Hamworthy (HAM)	d		1635								1701						1735	
Poole (POO)	4 a		1639								1706						1739	
Poole (POO)	4 d		1640								1658 1707						1740	
Parkstone (Dorset) (PKS)	d		1644								1702						1744	
Branksome (BSM)	d		1648								1706						1748	
Bournemouth (BMH)	a		1654								1711 1717						1754	
Bournemouth (BMH)	d		1659						1702		1722		1745				1759	
Pokesdown (POK)	d								1706		1726							
Christchurch (CHR)	d								1710		1730							
Hinton Admiral (HNA)	d								1715									
New Milton (NWM)	d								1719		1737							
Sway (SWY)	d								1724									
Yarmouth (I.O.W.) (YMH)	d													1705				
Lymington Pier (LYP)	a													1745				
Lymington Pier (LYP)	d	1659								1729						1759		
Lymington Town (LYT)	d	1701								1731						1801		
Brockenhurst (BCU)	3 a	1709		1713					1729	1739	1743					1809	1813	
Brockenhurst (BCU)	3 d			1714					1730		1744						1814	
Beaulieu Road (BEU)	d																	
Ashurst New Forest (ANF)	d								1739									
Totton (TTN)	d								1744									
Redbridge (RDB)	d							1727										1827
Millbrook (Hants) (MBK)	d							1731										1831
Southampton Central (SOU)	a		1728					1734	1750		1758		1813			1828		1834
Southampton Central (SOU)	d		1724	1730				1736	1752		1800		1815			1830		1836
St Denys (SDN)	d							1741	1757							1830		1841
Swaythling (SWG)	d							1744	1800									1844
Southampton Airport Parkway (SOA)	d		1732	1738				1747	1804		1808		1823			1838		1847
Portsmouth Harbour (PMH)	d				1655													1755
Portsmouth & Southsea (PMS)	d				1700													1800
Fratton (FTN)	d				1704													1804
Hilsea (HLS)	d				1708													1808
Cosham (CSA)	d				1713													1813
Portchester (PTC)	d				1718													1818
Fareham (FRM)	d				1724													1824
Botley (BOE)	d				1731													1831
Hedge End (HDE)	d				1736													1836
Eastleigh (ESL)	3 a		1735	1742	←	1750	1807					←						1842 1850
Eastleigh (ESL)	3 d		1745	1743	1745	1751	1812					1812						1843 1851
Chandlers Ford (CFR)	d		→			1756	→											1856
Romsey (ROM)	a					1803												1903
Shawford (SHW)	d				1751							1817						
Winchester (WIN)	d		1748	1752	1757						1818	1823	1832			1848	1852	
Micheldever (MIC)	d			1801														1901
Basingstoke (BSK)	a			1811	1813						1834	1840	1847					1911
Reading (RDG)	7 a												1908					
Fleet (FLE)	a			1822														1922
Farnborough (Main) (FNB)	a			1828														1928
Woking (WOK)	a		1820	1838												1924	1938	
Clapham Junction (CLJ)	10 a										1911							
London Waterloo (WAT)	15 a		1849	1904							1920					1951	2004	

**NOTES** (see introductory pages for explanation of train operator codes and standard symbols)

- a Arrival time
- d Departure time
- A To Manchester Piccadilly
- D From Salisbury



## Weymouth, Bournemouth, Yarmouth (IOW), Lymington, Southampton, Portsmouth and Fareham to Winchester and London

Mondays to Fridays until 20 September

Operator	SW	SW	SW	SW	SW	GW H	XC A 1 1/2	SW	SW	SW	SW	SW D	SW	SW	SW	SW	SW
Days of operation/Notes 1st Class/Reservations/Bus/Ferry Catering facilities	1	1	1	1	1		1 1/2	1	1	1	1	1	1	1	1	1	1
Weymouth (WEY)	d			1720		1728		1803								1820	
Upwey (UPW)	d			1724		1733										1824	
Dorchester West (DCW)	a					1741											
Dorchester South (DCH)	d			1733				1813								1833	
Moreton (Dorset) (MTN)	d			1739												1839	
Wool (WOO)	d			1745												1845	
Wareham (WRM)	d			1753				1828								1853	
Holton Heath (HOL)	d			1756												1856	
Hamworthy (HAM)	d			1801				1835								1901	
Poole (POO)	4 a			1806				1839								1906	
Poole (POO)	4 d			1758	1807			1840								1858	1907
Parkstone (Dorset) (PKS)	d			1802				1844								1902	
Branksome (BSM)	d			1806				1848								1906	
Bournemouth (BMH)	a			1811	1817			1854								1911	1917
Bournemouth (BMH)	d	1802		1822			1845	1859					1902	1922			
Pokesdown (POK)	d	1806		1826									1906	1926			
Christchurch (CHR)	d	1810		1830									1910	1930			
Hinton Admiral (HNA)	d	1815											1915				
New Milton (NWM)	d	1819		1837									1919	1937			
Sway (SWY)	d	1824											1924				
Yarmouth (I.O.W.) (YMH)	d											1805					
Lymington Pier (LYP)	a											1845					
Lymington Pier (LYP)	d		1829									1903					1933
Lymington Town (LYT)	d		1831									1905					1935
Brockenhurst (BCU)	3 a	1829	1839	1843			1859	1913				1914	1929	1943			1944
Brockenhurst (BCU)	3 d	1830		1844			1900	1914					1930	1944			
Beaulieu Road (BEU)	d	1835															
Ashurst New Forest (ANF)	d	1839											1939				
Totton (TTN)	d	1844											1944				
Redbridge (RDB)	d											1927					
Millbrook (Hants) (MBK)	d											1931					
Southampton Central (SOU)	a	1853		1858			1913	1928				1934	1952	1958			
Southampton Central (SOU)	d	1857		1900			1915	1930				1936	1955	2000			
St Denys (SDN)	d											1941					
Swaythling (SWG)	d											1944					
Southampton Airport Parkway (SOA)	d	1905		1908			1923	1938				1947	2003	2008			
Portsmouth Harbour (PMH)	d											1855					
Portsmouth & Southsea (PMS)	d											1900					
Fratton (FTN)	d											1904					
Hilsea (HLS)	d											1908					
Cosham (CSA)	d											1913					
Portchester (PTC)	d											1918					
Fareham (FRM)	d											1924					
Botley (BOE)	d											1931					
Hedge End (HDE)	d											1936					
Eastleigh (ESL)	3 a	1908										1942	1950	2006			
Eastleigh (ESL)	3 d	1914			1914							1943	1951	2011			2011
Chandlers Ford (CFR)	d												1956				
Romsey (ROM)	a												2003				
Shawford (SHW)	d				1919												2016
Winchester (WIN)	d		1918	1925			1931	1948	1952						2018	2021a	
Micheldever (MIC)	d								2001								
Basingstoke (BSK)	a		1934	1941			1946		2011						2034		
Reading (RDG)	7 a						2009										
Fleet (FLE)	a											2022					
Farnborough (Main) (FNB)	a											2028					
Woking (WOK)	a							2021	2038						2053		
Clapham Junction (CLJ)	10 a		2010												2116		
London Waterloo (WAT)	15 a		2019					2049	2105						2129		

NOTES (see introductory pages for explanation of train operator codes and standard symbols)

- a Arrival time
- d Departure time
- A To Manchester Piccadilly
- D From Salisbury
- H To Bristol Temple Meads

## Weymouth, Bournemouth, Yarmouth (IOW), Lymington, Southampton, Portsmouth and Fareham to Winchester and London

**Mondays to Fridays until 20 September**

Operator Days of operation/Notes 1st Class/Reservations/Bus/Ferry	XC J □◇	SW □	SW 	SW □	SW K □	SW D □	SW □	SW □	SW □	SW □	SW □	SW □	SW TWX 	SW □	SW L □	SW D □	GW H	SW □	
Weymouth (WEY)	d		1903									1920						2006	
Upwey (UPW)	d											1924						2010	
Dorchester West (DCW)	a																		
Dorchester South (DCH)	d		1913									1937e			2011c			2021c	
Moreton (Dorset) (MTN)	d											1943						2027	
Wool (WOO)	d											1949						2033	
Wareham (WRM)	d		1928									1957			2028c			2042c	
Holton Heath (HOL)	d																		
Hamworthy (HAM)	d		1935									2003			2035			2048	
Poole (POO)	4 a		1939									2008			2039			2053	
Poole (POO)	4 d		1940					1950	2009			2040			2040			2054	
Parkstone (Dorset) (PKS)	d		1944					1954				2044			2044			2058	
Branksome (BSM)	d		1948					1957				2048			2048			2101	
Bournemouth (BMH)	a		1954					2002	2018			2054			2054			2107	
Bournemouth (BMH)	d	1945	1959					2005	2022			2059						2112	
Pokesdown (POK)	d							2009	2026									2116	
Christchurch (CHR)	d							2013	2030									2120	
Hinton Admiral (HNA)	d							2018										2125	
New Milton (NWM)	d							2022	2037									2129	
Sway (SWY)	d							2027										2134	
Yarmouth (I.O.W.) (YMH)	d			1905										2005					
Lymington Pier (LYP)	a			1945										2045					
Lymington Pier (LYP)	d				2003							2033			2103				
Lymington Town (LYT)	d				2005							2035			2105				
Brockenhurst (BCU)	3 a		2013		2014			2032	2043			2044	2113		2114			2138	
Brockenhurst (BCU)	3 d		2014					2033	2044				2114					2139	
Beaulieu Road (BEU)	d							2038											
Ashurst New Forest (ANF)	d							2042										2147	
Totton (TTN)	d							2047										2152	
Redbridge (RDB)	d							2027									2127		
Millbrook (Hants) (MBK)	d							2031									2131		
Southampton Central (SOU)	a	2013	2029				2034	2053	2058				2128			2134		2157	
Southampton Central (SOU)	d	2015	2030				2036	2055	2100				2130				2136	2200	
St Denys (SDN)	d						2041										2141		
Swaythling (SWG)	d						2044										2144		
Southampton Airport Parkway (SOA)	d	2023	2038				2047	2103	2107				2138			2147		2208	
Portsmouth Harbour (PMH)	d					1955										2055		2123	
Portsmouth & Southsea (PMS)	d					2000										2100		2127	
Fratton (FTN)	d					2004										2104		2131	
Hilsea (HLS)	d					2008										2108			
Cosham (CSA)	d					2013										2113			
Portchester (PTC)	d					2018										2118			
Fareham (FRM)	d					2026										2124		2147c	
Botley (BOE)	d					2033										2131			
Hedge End (HDE)	d					2038										2136			
Eastleigh (ESL)	3 a					2044	2050	2106								2144	2150	2202	2211
Eastleigh (ESL)	3 d					2045	2051	2111				2111				2145	2151		2212
Chandlers Ford (CFR)	d					2056										2156			
Romsey (ROM)	a					2103										2203			
Shawford (SHW)	d					2051						2116						2218	
Winchester (WIN)	d	2032	2048			2057				2118	2121a		2148			2154		2224	
Micheldever (MIC)	d					2108										2203			
Basingstoke (BSK)	a	2047				2122				2134						2216		2240	
Reading (RDG)	7 a	2107																	
Fleet (FLE)	a					2140												2240	
Farnborough (Main) (FNB)	a					2145										2245			
Woking (WOK)	a		2119			2158				2155			2219			2258		2300	
Clapham Junction (CLJ)	10 a									2215								2320	
London Waterloo (WAT)	15 a		2148			2232				2224			2244			2332		2330	

**NOTES** (see introductory pages for explanation of train operator codes and standard symbols)

a Arrival time

d Departure time

c Arrives 3 minutes earlier

e Arrives 6 minutes earlier

D From Salisbury

H To Bristol Temple Meads

J To Birmingham New Street

K Also calls at Hook 2131, Winchfield 2135, Brookwood 2153, Weybridge 2205, Walton-On-Thames 2209 and Surbiton 2216

L Also calls at Hook 2231, Winchfield 2235, Brookwood 2253, Weybridge 2305, Walton-On-Thames 2309 and Surbiton 2316

TWX Not Tuesdays and Wednesdays

## Weymouth, Bournemouth, Yarmouth (IOW), Lymington, Southampton, Portsmouth and Fareham to Winchester and London

**Mondays to Fridays until 20 September**

Operator	Days of operation/Notes	GW H	SW	SW	SW	SW	SW D	SW M	GW FX N	SW MFO	SW	SN P	SW D	SW	SW
1st Class/Reservations/Bus/Ferry															
Weymouth (WEY)	d	2014						2100	2128					2210	2310
Upwey (UPW)	d	2019						2104	2133					2214	2314
Dorchester West (DCW)	a	2027							2141						
Dorchester South (DCH)	d							2112						2223	2322
Moreton (Dorset) (MTN)	d							2118						2229	2328
Wool (WOO)	d							2124						2235	2334
Wareham (WRM)	d							2132						2242	2342
Holton Heath (HOL)	d														
Hamworthy (HAM)	d							2138						2249	2348
Poole (POO)	4 a							2143						2253	2353
Poole (POO)	4 d							2144						2254	2354
Parkstone (Dorset) (PKS)	d							2148						2258	
Branksome (BSM)	d							2151						2302	
Bournemouth (BMH)	a							2157						2307	0003
Bournemouth (BMH)	d							2212						2312	
Pokesdown (POK)	d							2216						2316	
Christchurch (CHR)	d							2220						2320	
Hinton Admiral (HNA)	d							2225						2325	
New Milton (NWM)	d							2229						2329	
Sway (SWY)	d							2234						2334	
Yarmouth (I.O.W.) (YMH)	d				2105					2150					
Lymington Pier (LYP)	a				2145					2230					
Lymington Pier (LYP)	d		2133			2203					2236				
Lymington Town (LYT)	d		2135			2205					2238				
Brockenhurst (BCU)	3 a		2144			2214		2238			2247			2338	
Brockenhurst (BCU)	3 d							2239						2339	
Beaulieu Road (BEU)	d														
Ashurst New Forest (ANF)	d							2247						2347	
Totton (TTN)	d							2252						2352	
Redbridge (RDB)	d						2227						2316		
Millbrook (Hants) (MBK)	d						2231						2319		
Southampton Central (SOU)	a						2234	2257					2322	2357	
Southampton Central (SOU)	d						2236	2300				2311	2323		
St Denys (SDN)	d						2241						2328		
Swaythling (SWG)	d						2244						2331		
Southampton Airport Parkway (SOA)	d						2247	2308				2319	2334		
Portsmouth Harbour (PMH)	d			2155											
Portsmouth & Southsea (PMS)	d			2200											
Fratton (FTN)	d			2204											
Hilsea (HLS)	d			2208											
Cosham (CSA)	d			2213											
Portchester (PTC)	d			2218											
Fareham (FRM)	d			2224											
Botley (BOE)	d			2231											
Hedge End (HDE)	d			2236											
Eastleigh (ESL)	3 a			2242			2250	2311				2323	2338		
Eastleigh (ESL)	3 d						2251	2312					2338		
Chandlers Ford (CFR)	d						2256						2343		
Romsey (ROM)	a						2304						2351		
Shawford (SHW)	d							2318							
Winchester (WIN)	d							2324							
Micheldever (MIC)	d							2333							
Basingstoke (BSK)	a							2343							
Reading (RDG)	7 a														
Fleet (FLE)	a							0001							
Farnborough (Main) (FNB)	a							0006							
Woking (WOK)	a							0018							
Clapham Junction (CLJ)	10 a														
London Waterloo (WAT)	15 a														

**NOTES** (see introductory pages for explanation of train operator codes and standard symbols)

- a Arrival time
- d Departure time
- D From Salisbury
- H To Bristol Temple Meads
- M Also calls at Hook 2351, Winchfield 2355 and Brookwood 0013
- N To Westbury
- P To Littlehampton
- FX Not Fridays
- MFO Mondays and Fridays only

**Weymouth, Bournemouth, Yarmouth (IOW), Lymington, Southampton, Portsmouth and Fareham to Winchester and London**
**Mondays to Fridays from 23 September**

Operator Days of operation/Notes 1st Class/Reservations/Bus/Ferry Catering facilities	SW	XC	SW	SW	SW	XC	SW	SW	SW	SW	SW	SW	SW	SW	SW	XC	SW
	1	A 1◇ A	B	1	1	A 1◇ A	C	D	1	C	D	E	1	1	1	A 1◇ A	1
Weymouth (WEY)	d																
Upwey (UPW)	d																
Dorchester West (DCW)	a																
Dorchester South (DCH)	d																
Moreton (Dorset) (MTN)	d																
Wool (WOO)	d																
Wareham (WRM)	d																
Holton Heath (HOL)	d																
Hamworthy (HAM)	d																
Poole (POO)	4 a																
Poole (POO)	4 d			0457	0521				0538					0553			
Parkstone (Dorset) (PKS)	d			0501	0525				0542					0557			
Branksome (BSM)	d			0504	0528				0545					0600			
Bournemouth (BMH)	a			0509	0533				0551					0605			
Bournemouth (BMH)	d			0512	0535				0553					0609		0630	
Pokesdown (POK)	d			0516	0539									0613			
Christchurch (CHR)	d			0520	0543									0617			
Hinton Admiral (HNA)	d				0548									0622			
New Milton (NWM)	d			0527	0553									0626			
Sway (SWY)	d				0557									0631			
Yarmouth (I.O.W.) (YMH)	d																
Lymington Pier (LYP)	a																
Lymington Pier (LYP)	d													0614			0644
Lymington Town (LYT)	d													0616			0646
Brockenhurst (BCU)	3 a			0534	0603				0608					0625	0636		0655
Brockenhurst (BCU)	3 d			0535					0609						0638		
Beaulieu Road (BEU)	d																
Ashurst New Forest (ANF)	d														0646		
Totton (TTN)	d			0546					0620						0651		
Redbridge (RDB)	d								0612								
Millbrook (Hants) (MBK)	d								0615								
Southampton Central (SOU)	a			0554					0620	0628		←		0658		0702	
Southampton Central (SOU)	d	0449	0515		0555		0615		0633	0630		0633	0644		0700		0715
St Denys (SDN)	d	0454							↪			0639	0649				
Swaythling (SWG)	d	0457										0642	0652				
Southampton Airport Parkway (SOA) ←	d	0500	0523		0603		0623			0638		0645	0655		0708		0723
Portsmouth Harbour (PMH)	d			0452				0550								0624	
Portsmouth & Southsea (PMS)	d			0457				0555								0628	
Fratton (FTN)	d			0501				0559								0632	
Hilsea (HLS)	d			0505				0603								0637	
Cosham (CSA)	d			0511				0608								0642	
Portchester (PTC)	d			0515				0613								0647	
Fareham (FRM)	d			0521				0620								0653	
Botley (BOE)	d			0529				0629								0702	
Hedge End (HDE)	d			0533				0634								0707	
Eastleigh (ESL)	3 a	0503		0541	0607			0642		←		0649	0659			0713	
Eastleigh (ESL)	3 d	0504		0542	0608			0643				0643	0650	0659		0715	
Chandlers Ford (CFR)	d									↪			0655				
Romsey (ROM)	a												0703				
Shawford (SHW)	d	0510		0549								0649		0705			
Winchester (WIN)	d	0517	0531	0555	0618		0633			0647	0655		0711		0718	0725	0731
Micheldever (MIC)	d	0526		0606							0703					0733	
Basingstoke (BSK)	a	0538	0546	0617	0635		0650			0704	0714		0727		0734	0743	0746
Reading (RDG)	7 a		0607				0708										0809
Fleet (FLE)	a	0550		0639										0746			
Farnborough (Main) (FNB)	a	0556		0645										0752		0758	
Woking (WOK)	a	0605		0657	0655						0734		0805		0808		
Clapham Junction (CLJ)	10 a	0625			0715												
London Waterloo (WAT)	15 a	0634		0730	0726					0747	0806		0839		0819	0836	

**NOTES (see introductory pages for explanation of train operator codes and standard symbols)**

- a Arrival time
- d Departure time
- A To Manchester Piccadilly
- B Also calls at Hook 0630, Winchfield 0634 and Brookwood 0652
- C Also calls at Surbiton 0747
- D From Salisbury
- E Also calls at Hook 0737, Winchfield 0741, Brookwood 0800 and Weybridge 0814

# Weymouth, Bournemouth, Yarmouth (IOW), Lymington, Southampton, Portsmouth and Fareham to Winchester and London

**Mondays to Fridays from 23 September**












Operator	SW	SW	SW	SW	SW	SW	SW	SW	SW	GW	SW	XC	SW	SW	SW	SW	SW	SW	
Days of operation/Notes 1st Class/Reservations/Bus/Ferry Catering facilities	□	□	□	D	F	□	□	□	□	G	□	A □◇ ⚓	⚓	□	□	□	□	D	
Weymouth (WEY)	d	0550							0620	0638								0650	
Upwey (UPW)	d	0554							0624	0643								0654	
Dorchester West (DCW)	a									0651									
Dorchester South (DCH)	d	0602							0632									0702	
Moreton (Dorset) (MTN)	d	0609							0639									0709	
Wool (WOO)	d	0615							0645									0715	
Wareham (WRM)	d	0625c							0653									0723	
Holton Heath (HOL)	d	0628																0727	
Hamworthy (HAM)	d	0633							0700									0732	
Poole (POO)	4 a	0639							0705									0737	
Poole (POO)	4 d	0640							0648 0708									0717 0738	
Parkstone (Dorset) (PKS)	d	0644							0652 0712									0721 0742	
Branksome (BSM)	d	0647							0655 0716									0724 0746	
Bournemouth (BMH)	a	0652							0700 0721									0729 0751	
Bournemouth (BMH)	d	0633	0655						0702 0723			0731						0733 0753	
Pokesdown (POK)	d	0637							0706									0737	
Christchurch (CHR)	d	0641							0710									0741	
Hinton Admiral (HNA)	d	0646							0715									0746	
New Milton (NWM)	d	0651							0719									0750	
Sway (SWY)	d	0655							0724									0755	
Yarmouth (I.O.W.) (YMH)	⚓ d												0700						
Lymington Pier (LYP)	⚓ a												0740						
Lymington Pier (LYP)	d							0714						0744					
Lymington Town (LYT)	d							0716						0746					
Brockenhurst (BCU)	3 a	0700						0725	0729					0755	0800	0808			
Brockenhurst (BCU)	3 d	0701							0731									0801 0809	
Beaulieu Road (BEU)	d																	0806	
Ashurst New Forest (ANF)	d	0709							0739									0810	
Totton (TTN)	d	0714							0744									0815	
Redbridge (RDB)	d				0724														0824
Millbrook (Hants) (MBK)	d				0728														0828
Southampton Central (SOU)	a	0720	0725		0732				0752 0756			0802						0821 0826	0832
Southampton Central (SOU)	d	0730			0735	0738			0800			0815						0830	0835
St Denys (SDN)	d				0740	0743													0840
Swaythling (SWG)	d				0743	0746													0843
Southampton Airport Parkway (SOA)	← a	0738			0746	0750			0808			0823						0838	0846
Portsmouth Harbour (PMH)	⚓ d				0650							0724							0755
Portsmouth & Southsea (PMS)	d				0655							0729							0800
Fratton (FTN)	d				0659							0733							0804
Hilsea (HLS)	d				0703							0737							0808
Cosham (CSA)	d				0708							0742							0813
Portchester (PTC)	d				0713							0747							0818
Fareham (FRM)	d				0720							0753							0824
Botley (BOE)	d				0728							0800							0831
Hedge End (HDE)	d				0733							0805							0836
Eastleigh (ESL)	3 a				0739	0749	0753					0811							0842 0850
Eastleigh (ESL)	3 d				0743	0750	0755					0812							0843 0850
Chandlers Ford (CFR)	d					0755													0855
Romsey (ROM)	a					0803													0903
Shawford (SHW)	d					0749	0801					0818							0850
Winchester (WIN)	d	0748				0755	0807					0823a	0831					0848	0856
Micheldever (MIC)	d					0803													0904
Basingstoke (BSK)	a					0813	0823												0914
Reading (RDG)	7 a																		
Fleet (FLE)	a					0826	0842												0926
Farnborough (Main) (FNB)	a					0832	0847												0932
Woking (WOK)	a					0842	0903												0942
Clapham Junction (CLJ)	10 a																		1002
London Waterloo (WAT)	⚡ 15 a	0848	0909				0938												0953 1011

**NOTES** (see introductory pages for explanation of train operator codes and standard symbols)

- a Arrival time
- d Departure time
- c Arrives 3 minutes earlier
- A To Manchester Piccadilly
- D From Salisbury
- F Also calls at Hook 0832, Winchfield 0836, Brookwood 0857 and Surbiton 0916
- G To Gloucester

## Weymouth, Bournemouth, Yarmouth (IOW), Lymington, Southampton, Portsmouth and Fareham to Winchester and London

Mondays to Fridays from 23 September

Operator	SW	SW	SW	SW	XC A	SW	GW G	SW	SW	SW	SW	SW	SW	SW	SW	SW	SW	SW
Days of operation/Notes 1st Class/Reservations/Bus/Ferry Catering facilities	□	□	□	□	□◇ ⚓	□	□	☪	□	□	□	□	□	□	□	□	□	□
Weymouth (WEY)	d					0721	0733					0752						0820
Upwey (UPW)	d					0725	0738					0756						0824
Dorchester West (DCW)	a						0746											
Dorchester South (DCH)	d					0733						0806						0833
Moreton (Dorset) (MTN)	d					0739						0812						0840
Wool (WOO)	d					0745						0818						0846
Wareham (WRM)	d					0753						0825						0853
Holton Heath (HOL)	d					0757						0828						0856
Hamworthy (HAM)	d					0802						0833						0901
Poole (POO)	<b>4</b> a					0807						0838						0906
Poole (POO)	<b>4</b> d			0801		0808						0839				0853	0858	0907
Parkstone (Dorset) (PKS)	d			0805		0812						0843						0902
Branksome (BSM)	d			0808		0815						0847						0906
Bournemouth (BMH)	a			0813		0820						0853				0902	0911	0917
Bournemouth (BMH)	d		0802	0815		0840	0822					0854				0905	0922	
Pokesdown (POK)	d		0806	0818			0825									0909	0926	
Christchurch (CHR)	d		0810	0822			0829									0913	0930	
Hinton Admiral (HNA)	d		0815				0834									0918		
New Milton (NWM)	d		0819	0829			0839									0922	0937	
Sway (SWY)	d		0824				0843									0927		
Yarmouth (I.O.W.) (YMH)	 d							0800										
Lymington Pier (LYP)	 a							0840										
Lymington Pier (LYP)	d	0814								0844					0914			
Lymington Town (LYT)	d	0816								0846					0916			
Brockenhurst (BCU)	<b>3</b> a	0825	0829	0837		0849				0855		0910		0925	0932		0943	
Brockenhurst (BCU)	<b>3</b> d		0830	0838		0850						0911				0933	0944	
Beaulieu Road (BEU)	d		0835															
Ashurst New Forest (ANF)	d		0839				0857									0942		
Totton (TTN)	d		0844				0902					0902				0947		
Redbridge (RDB)	d													0925				
Millbrook (Hants) (MBK)	d													0929				
Southampton Central (SOU)	a		0853	0855		0913						0917	0927	0932		0953	0958	
Southampton Central (SOU)	d		0902	0900	0902	0915								0931		0935	0955	1000
St Denys (SDN)	d				0907										0940			
Swaythling (SWG)	d				0910										0943			
Southampton Airport Parkway (SOA) 	d			0908	0913	0923						0939		0946		1003	1008	
Portsmouth Harbour (PMH)	 d													0855				
Portsmouth & Southsea (PMS)	d													0900				
Fratton (FTN)	d													0904				
Hilsea (HLS)	d													0908				
Cosham (CSA)	d													0913				
Portchester (PTC)	d													0918				
Fareham (FRM)	d													0924				
Botley (BOE)	d													0931				
Hedge End (HDE)	d													0936				
Eastleigh (ESL)	<b>3</b> a				0916									0942	0950		1006	
Eastleigh (ESL)	<b>3</b> d				0917									0944	0950		1014	
Chandlers Ford (CFR)	d													0955				
Romsey (ROM)	a													1003				
Shawford (SHW)	d				0922													
Winchester (WIN)	d			0918	0927a	0933						0949		0954				1018
Micheldever (MIC)	d													1002				
Basingstoke (BSK)	a			0936		0948								1012				1034
Reading (RDG)	<b>7</b> a					1010												
Fleet (FLE)	a													1024				
Farnborough (Main) (FNB)	a													1029				
Woking (WOK)	a			0955								1021		1039				
Clapham Junction (CLJ)	<b>10</b> a			1015														1112
London Waterloo (WAT)	 <b>15</b> a			1024								1049	1104					1121

NOTES (see introductory pages for explanation of train operator codes and standard symbols)

- a Arrival time
- d Departure time
- A To Manchester Piccadilly
- D From Salisbury
- G To Gloucester



## Weymouth, Bournemouth, Yarmouth (IOW), Lymington, Southampton, Portsmouth and Fareham to Winchester and London

Mondays to Fridays from 23 September





Operator	SW	XC A A	SW A	SW	SW	SW	SW D D	SW	SW	SW	SW	SW	SW	GW G	XC A A	SW A	SW	SW
Days of operation/Notes 1st Class/Reservations/Bus/Ferry Catering facilities	□	□◇ A	⚓	□	□	□	□	□	□	□	□	□	□	□	□◇ A	⚓	□	□
Weymouth (WEY)	d					0900							0920		0930			1003
Upwey (UPW)	d												0924		0935			
Dorchester West (DCW)	a														0943			
Dorchester South (DCH)	d					0910							0933					1014
Moreton (Dorset) (MTN)	d												0940					
Wool (WOO)	d												0946					
Wareham (WRM)	d					0926							0953					1029
Holton Heath (HOL)	d												0956					
Hamworthy (HAM)	d					0933							1001					1036
Poole (POO)	4 a					0938							1006					1040
Poole (POO)	4 d					0939							0958 1007					1041
Parkstone (Dorset) (PKS)	d					0943							1002					1045
Branksome (BSM)	d					0946							1006					1049
Bournemouth (BMH)	a					0953							1011 1017					1055
Bournemouth (BMH)	d		0945			0957				1002			1022			1045		1059
Pokesdown (POK)	d									1006			1026					
Christchurch (CHR)	d									1010			1030					
Hinton Admiral (HNA)	d									1015								
New Milton (NWM)	d									1019			1037					
Sway (SWY)	d									1024								
Yarmouth (I.O.W.) (YMH)	⚓ d			0905													1005	
Lymington Pier (LYP)	⚓ a			0945													1045	
Lymington Pier (LYP)	d					0957						1027						1057
Lymington Town (LYT)	d					0959						1029						1059
Brockenhurst (BCU)	3 a		0959			1008	1013				1029	1038	1043					1108
Brockenhurst (BCU)	3 d		1000				1014						1044					1114
Beaulieu Road (BEU)	d												1035					
Ashurst New Forest (ANF)	d												1039					
Totton (TTN)	d												1044					
Redbridge (RDB)	d									1027								
Millbrook (Hants) (MBK)	d									1031								
Southampton Central (SOU)	a		1013				1028			1034	1053		1058			1113		1128
Southampton Central (SOU)	d		1015				1030			1036	1055		1100			1115		1130
St Denys (SDN)	d									1041								
Swaythling (SWG)	d									1044								
Southampton Airport Parkway (SOA) ←	d		1023				1038			1047	1103		1108			1123		1138
Portsmouth Harbour (PMH)	⚓ d							0955										
Portsmouth & Southsea (PMS)	d							1000										
Fratton (FTN)	d							1004										
Hilsea (HLS)	d							1008										
Cosham (CSA)	d							1013										
Portchester (PTC)	d							1018										
Fareham (FRM)	d							1024										
Botley (BOE)	d							1031										
Hedge End (HDE)	d							1036										
Eastleigh (ESL)	3 a	←						1042	1050	1106				←				
Eastleigh (ESL)	3 d	1014						1043	1051	1114				1114				
Chandlers Ford (CFR)	d								1056	←								
Romsey (ROM)	a								1103									
Shawford (SHW)	d	1019														1119		
Winchester (WIN)	d	1025a	1031			1048	1052						1118		1124a	1132		1148
Micheldever (MIC)	d							1101										
Basingstoke (BSK)	a		1047					1111					1134			1147		
Reading (RDG)	7 a		1107													1207		
Fleet (FLE)	a							1122										
Farnborough (Main) (FNB)	a							1128										
Woking (WOK)	a					1120	1137											1220
Clapham Junction (CLJ)	10 a												1211					
London Waterloo (WAT)	← 15 a					1147	1206						1220					1249

NOTES (see introductory pages for explanation of train operator codes and standard symbols)

- a Arrival time
- d Departure time
- A To Manchester Piccadilly
- D From Salisbury
- G To Gloucester

Weymouth, Bournemouth, Yarmouth (IOW), Lymington, Southampton, Portsmouth and Fareham to Winchester and London

**Mondays to Fridays from 23 September**

Operator Days of operation/Notes 1st Class/Reservations/Bus/Ferry Catering facilities	SW	SW	SW	SW	SW	SW	SW	XC	SW	SW	SW	SW	SW	SW	SW	SW	SW
	□	D □	□	□	□	□	□	A □◇ ♣		□	□	□	D □	□	□	□	□
Weymouth (WEY)	d					1017											1117
Upwey (UPW)	d					1021											1121
Dorchester West (DCW)	a																
Dorchester South (DCH)	d					1030											1130
Moreton (Dorset) (MTN)	d					1036											1136
Wool (WOO)	d					1042											1142
Wareham (WRM)	d					1051								1126			1151
Holton Heath (HOL)	d					1054											1154
Hamworthy (HAM)	d					1059								1133			1159
Poole (POO)	4 a					1104								1138			1204
Poole (POO)	4 d					1058	1105							1139			1158 1205
Parkstone (Dorset) (PKS)	d					1102								1143			1202
Branksome (BSM)	d					1106								1146			1206
Bournemouth (BMH)	a					1111	1116							1153			1211 1216
Bournemouth (BMH)	d			1102		1120		1145						1157			1202 1220
Pokesdown (POK)	d			1106		1124											1206 1224
Christchurch (CHR)	d			1110		1128											1210 1228
Hinton Admiral (HNA)	d			1115													1215
New Milton (NWM)	d			1119		1135											1219 1235
Sway (SWY)	d			1124													1224
Yarmouth (I.O.W.) (YMH)	 d								1105								
Lymington Pier (LYP)	 a								1145								
Lymington Pier (LYP)	d					1127						1157					1227
Lymington Town (LYT)	d					1129						1159					1229
Brockenhurst (BCU)	3 a			1129		1138	1143					1208	1213				1229 1238 1243
Brockenhurst (BCU)	3 d			1130			1144						1214				1230 1244
Beaulieu Road (BEU)	d																1235
Ashurst New Forest (ANF)	d			1139													1239
Totton (TTN)	d			1144													1244
Redbridge (RDB)	d			1127													1227
Millbrook (Hants) (MBK)	d			1131													1231
Southampton Central (SOU)	a			1134	1150		1158		1213					1228		1250	1258
Southampton Central (SOU)	d			1136	1155		1200		1215					1230		1236	1255 1300
St Denys (SDN)	d			1141													1241
Swaythling (SWG)	d			1144													1244
Southampton Airport Parkway (SOA) ←	d			1147	1203		1208		1223					1238		1247	1303 1308
Portsmouth Harbour (PMH)	 d	1055															1155
Portsmouth & Southsea (PMS)	d	1100															1200
Fratton (FTN)	d	1104															1204
Hilsea (HLS)	d	1108															1208
Cosham (CSA)	d	1113															1213
Portchester (PTC)	d	1118															1218
Fareham (FRM)	d	1124															1224
Botley (BOE)	d	1131															1231
Hedge End (HDE)	d	1136															1236
Eastleigh (ESL)	3 a	1142	1150	1206				←									1247 1250 1307
Eastleigh (ESL)	3 d	1145	1151	1214				1214									1247 1251 1314
Chandlers Ford (CFR)	d			1156													1256 →
Romsey (ROM)	a			1203													1303
Shawford (SHW)	d							1219									
Winchester (WIN)	d	1155				1218		1224a	1231					1248	1257		1318
Micheldever (MIC)	d	1203													1305		
Basingstoke (BSK)	a	1213				1234			1246						1315		1334
Reading (RDG)	7 a								1306								
Fleet (FLE)	a	1225															1327
Farnborough (Main) (FNB)	a	1230															1332
Woking (WOK)	a	1240												1320	1342		
Clapham Junction (CLJ)	10 a					1312											1412
London Waterloo (WAT)	15 a	1305				1321								1349	1409		1421

NOTES (see introductory pages for explanation of train operator codes and standard symbols)

- a Arrival time
- d Departure time
- A To Manchester Piccadilly
- D From Salisbury

**Weymouth, Bournemouth, Yarmouth (IOW), Lymington, Southampton, Portsmouth and Fareham to Winchester and London**

**Mondays to Fridays from 23 September**

Operator	SW	GW	XC	SW	SW	SW	SW	SW	SW	SW	SW	SW	SW	XC	SW	SW	SW
Days of operation/Notes 1st Class/Reservations/Bus/Ferry Catering facilities	□	G	A □◇ ⚓	⚓	□	□	□	D □	□	□	□	□	□	A □◇ ⚓	⚓	□	□
Weymouth (WEY)	d	1129				1200											1300
Upwey (UPW)	d	1134															1300
Dorchester West (DCW)	a	1142															
Dorchester South (DCH)	d					1210											1310
Moreton (Dorset) (MTN)	d																1310
Wool (WOO)	d																1310
Wareham (WRM)	d					1226											1326
Holton Heath (HOL)	d																1326
Hamworthy (HAM)	d					1233											1333
Poole (POO)	4 a					1238											1338
Poole (POO)	4 d					1239											1339
Parkstone (Dorset) (PKS)	d					1243											1343
Branksome (BSM)	d					1246											1346
Bournemouth (BMH)	a					1253											1353
Bournemouth (BMH)	d		1245			1257				1302				1320		1345	1357
Pokesdown (POK)	d									1306				1324			
Christchurch (CHR)	d									1310				1328			
Hinton Admiral (HNA)	d									1315							
New Milton (NWM)	d									1319				1335			
Sway (SWY)	d									1324							
Yarmouth (I.O.W.) (YMH)	⚓ d			1205												1305	
Lymington Pier (LYP)	⚓ a			1245												1345	
Lymington Pier (LYP)	d					1257							1327				1357
Lymington Town (LYT)	d					1259							1329				1359
Brockenhurst (BCU)	3 a					1308	1313					1329	1338	1343			1413
Brockenhurst (BCU)	3 d						1314					1330		1344			1414
Beaulieu Road (BEU)	d																
Ashurst New Forest (ANF)	d											1339					
Totton (TTN)	d											1344					
Redbridge (RDB)	d									1327							
Millbrook (Hants) (MBK)	d									1331							
Southampton Central (SOU)	a		1313			1328				1334	1350			1358		1413	1428
Southampton Central (SOU)	d		1315			1330				1336	1355			1400		1415	1430
St Denys (SDN)	d									1341							
Swaythling (SWG)	d									1344							
Southampton Airport Parkway (SOA) ←	d		1323			1338				1347	1403			1408		1423	1438
Portsmouth Harbour (PMH)	⚓ d									1255							
Portsmouth & Southsea (PMS)	d									1300							
Fratton (FTN)	d									1304							
Hilsea (HLS)	d									1308							
Cosham (CSA)	d									1313							
Portchester (PTC)	d									1318							
Fareham (FRM)	d									1324							
Botley (BOE)	d									1331							
Hedge End (HDE)	d									1336							
Eastleigh (ESL)	3 a	←								1342	1350	1406		←			
Eastleigh (ESL)	3 d	1314								1343	1351	1414		1414			
Chandlers Ford (CFR)	d																
Romsey (ROM)	a																
Shawford (SHW)	d	1319														1419	
Winchester (WIN)	d	1324a	1332			1348	1352						1418	1424a	1431		1448
Micheldever (MIC)	d						1401										
Basingstoke (BSK)	a		1349				1411						1434		1446		
Reading (RDG)	7 a		1407												1506		
Fleet (FLE)	a						1422										
Farnborough (Main) (FNB)	a						1428										
Woking (WOK)	a					1420	1438										1520
Clapham Junction (CLJ)	10 a												1511				
London Waterloo (WAT)	15 a					1449	1506						1520				1549

**NOTES** (see introductory pages for explanation of train operator codes and standard symbols)

- a Arrival time
- d Departure time
- A To Manchester Piccadilly
- D From Salisbury
- G To Gloucester

## Weymouth, Bournemouth, Yarmouth (IOW), Lymington, Southampton, Portsmouth and Fareham to Winchester and London

**Mondays to Fridays from 23 September**

Operator	SW	SW	SW	SW	SW	SW	SW	GW	XC	SW	SW	SW	SW	SW	SW	SW
Days of operation/Notes 1st Class/Reservations/Bus/Ferry Catering facilities	□	D □	□	□	□	□	□	G	A □◇ ⚓		□	□	□	D □	□	□
Weymouth (WEY)	d					1317		1328					1400			
Upwey (UPW)	d					1321		1333								
Dorchester West (DCW)	a							1341								
Dorchester South (DCH)	d					1330							1410			
Moreton (Dorset) (MTN)	d					1336										
Wool (WOO)	d					1342										
Wareham (WRM)	d					1351							1426			
Holton Heath (HOL)	d					1354										
Hamworthy (HAM)	d					1359							1433			
Poole (POO)	<b>4</b> a					1404							1438			
Poole (POO)	<b>4</b> d					1358	1405						1439			
Parkstone (Dorset) (PKS)	d					1402							1443			
Branksome (BSM)	d					1406							1446			
Bournemouth (BMH)	a					1411	1416						1453			
Bournemouth (BMH)	d			1402		1420			1445				1458			1502
Pokesdown (POK)	d			1406		1424										1506
Christchurch (CHR)	d			1410		1428										1510
Hinton Admiral (HNA)	d			1415												1515
New Milton (NWM)	d			1419		1435										1519
Sway (SWY)	d			1424												1524
Yarmouth (I.O.W.) (YMH)	d									1405						
Lymington Pier (LYP)	a									1445						
Lymington Pier (LYP)	d				1427						1457					1527
Lymington Town (LYT)	d				1429						1459					1529
Brockenhurst (BCU)	<b>3</b> a			1429	1438	1443					1508	1513			1529	1538
Brockenhurst (BCU)	<b>3</b> d			1430		1444						1514			1530	
Beaulieu Road (BEU)	d			1435												
Ashurst New Forest (ANF)	d			1439											1539	
Totton (TTN)	d			1444											1544	
Redbridge (RDB)	d		1427												1527	
Millbrook (Hants) (MBK)	d		1431												1531	
Southampton Central (SOU)	a		1434	1452		1458			1513			1528		1534	1552	
Southampton Central (SOU)	d		1435	1457		1500			1515			1530		1536	1555	
St Denys (SDN)	d		1440												1541	
Swaythling (SWG)	d		1443												1544	
Southampton Airport Parkway (SOA)	d		1446	1505		1508			1523			1538		1547	1603	
Portsmouth Harbour (PMH)	d	1355												1455		
Portsmouth & Southsea (PMS)	d	1400												1500		
Fratton (FTN)	d	1404												1504		
Hilsea (HLS)	d	1408												1508		
Cosham (CSA)	d	1413												1513		
Portchester (PTC)	d	1418												1518		
Fareham (FRM)	d	1424												1524		
Botley (BOE)	d	1431												1531		
Hedge End (HDE)	d	1436												1536		
Eastleigh (ESL)	<b>3</b> a	1442	1450	1508										1542	1550	1607
Eastleigh (ESL)	<b>3</b> d	1443	1450	1514				1514						1543	1551	1614
Chandlers Ford (CFR)	d			1455										1556		
Romsey (ROM)	a			1503										1603		
Shawford (SHW)	d							1519								
Winchester (WIN)	d	1452				1518		1524a		1531		1548	1552			
Micheldever (MIC)	d	1501											1601			
Basingstoke (BSK)	a	1511				1534				1546			1611			
Reading (RDG)	<b>7</b> a									1609						
Fleet (FLE)	a	1523												1622		
Farnborough (Main) (FNB)	a	1528												1628		
Woking (WOK)	a	1538											1620	1638		
Clapham Junction (CLJ)	<b>10</b> a					1611										
London Waterloo (WAT)	<b>15</b> a	1607				1620							1649	1704		

**NOTES** (see introductory pages for explanation of train operator codes and standard symbols)

- a Arrival time
- d Departure time
- A To Manchester Piccadilly
- D From Salisbury
- G To Gloucester

**Weymouth, Bournemouth, Yarmouth (IOW), Lymington, Southampton, Portsmouth and Fareham to Winchester and London**

**Mondays to Fridays from 23 September**

Operator	SW	SW	SW	XC	SW	SW	SW	SW	SW	SW	SW	SW	SW	SW	GW	XC	SW
Days of operation/Notes 1st Class/Reservations/Bus/Ferry Catering facilities	□	□	□	□ A □ ◇ ⚓	⚓	□	□	□	□	□	□	□	□	□	G	□ A □ ◇ ⚓	□
Weymouth (WEY)	d	1417					1500							1517		1528	
Upwey (UPW)	d	1421												1521		1533	
Dorchester West (DCW)	a															1541	
Dorchester South (DCH)	d	1430					1510							1530			
Moreton (Dorset) (MTN)	d	1436												1536			
Wool (WOO)	d	1442												1542			
Wareham (WRM)	d	1451					1526							1551			
Holton Heath (HOL)	d	1454												1554			
Hamworthy (HAM)	d	1459					1533							1559			
Poole (POO)	4 a	1504					1538							1604			
Poole (POO)	4 d	1458	1505				1539							1558	1605		
Parkstone (Dorset) (PKS)	d	1502					1543							1602			
Branksome (BSM)	d	1506					1546							1606			
Bournemouth (BMH)	a	1511	1516				1553							1611	1616		
Bournemouth (BMH)	d	1520		1545			1557					1602		1620		1645	
Pokesdown (POK)	d	1524										1606		1624			
Christchurch (CHR)	d	1528										1610		1628			
Hinton Admiral (HNA)	d											1615					
New Milton (NWM)	d	1535										1619		1635			
Sway (SWY)	d											1624					
Yarmouth (I.O.W.) (YMH)	⚓ d				1505												
Lymington Pier (LYP)	⚓ a				1545												
Lymington Pier (LYP)	d					1557								1627			
Lymington Town (LYT)	d					1559								1629			
Brockenhurst (BCU)	3 a	1543				1608	1613							1629	1638	1643	
Brockenhurst (BCU)	3 d	1544					1614							1630		1644	
Beaulieu Road (BEU)	d													1635			
Ashurst New Forest (ANF)	d													1639			
Totton (TTN)	d													1644			
Redbridge (RDB)	d											1627					
Millbrook (Hants) (MBK)	d											1631					
Southampton Central (SOU)	a	1558		1613			1628				1634	1650		1658		1713	
Southampton Central (SOU)	d	1600		1615			1630				1636	1652		1700		1715	1724
St Denys (SDN)	d										1641	1657					
Swaythling (SWG)	d										1644	1700					
Southampton Airport Parkway (SOA)	← d	1608		1623			1638				1647	1704		1708		1723	1732
Portsmouth Harbour (PMH)	⚓ d							1555									
Portsmouth & Southsea (PMS)	d							1600									
Fratton (FTN)	d							1604									
Hilsea (HLS)	d							1608									
Cosham (CSA)	d							1613									
Portchester (PTC)	d							1618									
Fareham (FRM)	d							1624									
Botley (BOE)	d							1631									
Hedge End (HDE)	d							1636									
Eastleigh (ESL)	3 a		←					1642	1650	1707				←			1735
Eastleigh (ESL)	3 d		1614					1643	1651	1711				1711			1745
Chandlers Ford (CFR)	d									1656	←						←
Romsey (ROM)	a									1703							
Shawford (SHW)	d		1619														
Winchester (WIN)	d	1618	1624a	1632			1648	1652						1718	1725		1731
Micheldever (MIC)	d							1701									
Basingstoke (BSK)	a	1634		1647				1711						1734	1741		1746
Reading (RDG)	7 a			1707													1807
Fleet (FLE)	a											1722					
Farnborough (Main) (FNB)	a											1728					
Woking (WOK)	a							1721	1738								
Clapham Junction (CLJ)	10 a	1711												1811			
London Waterloo (WAT)	← 15 a	1720						1749	1804					1820			

**NOTES** (see introductory pages for explanation of train operator codes and standard symbols)

- a Arrival time
- d Departure time
- A To Manchester Piccadilly
- D From Salisbury
- G To Gloucester

## Weymouth, Bournemouth, Yarmouth (IOW), Lymington, Southampton, Portsmouth and Fareham to Winchester and London

Mondays to Fridays from 23 September

Operator	SW	SW	SW	SW	SW	SW	SW	SW	SW	SW	SW	SW	SW	XC	SW	SW	SW	SW
Days of operation/Notes	H	MFO	J				D							A				
1st Class/Reservations/Bus/Ferry																		
Catering facilities																		
Weymouth (WEY)	d			1600								1617						1700
Upwey (UPW)	d											1621						
Dorchester West (DCW)	a																	
Dorchester South (DCH)	d			1610								1630						1710
Moreton (Dorset) (MTN)	d											1636						
Wool (WOO)	d											1642						
Wareham (WRM)	d			1626								1651						1726
Holton Heath (HOL)	d											1654						
Hamworthy (HAM)	d			1633								1659						1733
Poole (POO)	4 a			1638								1704						1738
Poole (POO)	4 d			1639								1658 1705						1739
Parkstone (Dorset) (PKS)	d			1643								1702						1743
Branksome (BSM)	d			1646								1706						1746
Bournemouth (BMH)	a			1653								1711 1716						1753
Bournemouth (BMH)	d			1657						1702		1720		1745				1757
Pokesdown (POK)	d									1706		1724						
Christchurch (CHR)	d									1710		1728						
Hinton Admiral (HNA)	d									1715								
New Milton (NWM)	d									1719		1735						
Sway (SWY)	d									1724								
Yarmouth (I.O.W.) (YMH)	d	1605	1605												1705			
Lymington Pier (LYP)	a	1645	1645												1745			
Lymington Pier (LYP)	d			1659								1729					1759	
Lymington Town (LYT)	d			1701								1731					1801	
Brockenhurst (BCU)	3 a			1709	1713					1729	1739	1743					1809	1813
Brockenhurst (BCU)	3 d				1714					1730		1744						1814
Beaulieu Road (BEU)	d																	
Ashurst New Forest (ANF)	d									1739								
Totton (TTN)	d									1744								
Redbridge (RDB)	d								1727									
Millbrook (Hants) (MBK)	d								1731									
Southampton Central (SOU)	a			1728					1734	1750		1758		1813				1828
Southampton Central (SOU)	d			1730					1736	1752		1800		1815				1830
St Denys (SDN)	d								1741	1757								
Swaythling (SWG)	d								1744	1800								
Southampton Airport Parkway (SOA)	d			1738					1747	1804		1808		1823				1838
Portsmouth Harbour (PMH)	d				1655													1755
Portsmouth & Southsea (PMS)	d				1700													1800
Fratton (FTN)	d				1704													1804
Hilsea (HLS)	d				1708													1808
Cosham (CSA)	d				1713													1813
Portchester (PTC)	d				1718													1818
Fareham (FRM)	d				1724													1824
Botley (BOE)	d				1731													1831
Hedge End (HDE)	d				1736													1836
Eastleigh (ESL)	3 a			1742		1750	1807											1842
Eastleigh (ESL)	3 d			1743	1745	1751	1812						1812					1843
Chandlers Ford (CFR)	d						1756											
Romsey (ROM)	a						1803											
Shawford (SHW)	d						1751							1817				
Winchester (WIN)	d			1748	1752	1757						1818	1823	1832			1848	1852
Micheldever (MIC)	d				1801													1901
Basingstoke (BSK)	a				1811	1813						1834	1840	1847				1911
Reading (RDG)	7 a													1908				
Fleet (FLE)	a					1822												1922
Farnborough (Main) (FNB)	a					1828												1928
Woking (WOK)	a				1820	1838											1924	1938
Clapham Junction (CLJ)	10 a											1911						
London Waterloo (WAT)	15 a				1849	1904						1920					1951	2004

NOTES (see introductory pages for explanation of train operator codes and standard symbols)

- a Arrival time
- d Departure time
- A To Manchester Piccadilly
- D From Salisbury
- H Runs until 1 November
- J Runs from 4 November
- MFO Mondays and Fridays only



## Weymouth, Bournemouth, Yarmouth (IOW), Lymington, Southampton, Portsmouth and Fareham to Winchester and London

### Mondays to Fridays from 23 September

Operator	SW D	SW	SW	SW	SW	SW	GW K	XC A	SW	SW	SW D	SW H	SW MFO J	SW	SW	SW	SW
Days of operation/Notes 1st Class/Reservations/Bus/Ferry Catering facilities	□	□	□	□	□	□		□◇ ⌘	□	□	□	🚢	🚢	□	□	□	□
Weymouth (WEY)	d				1717		1728		1800								1817
Upwey (UPW)	d				1721		1733										1821
Dorchester West (DCW)	a						1741										
Dorchester South (DCH)	d				1730				1810								1830
Moreton (Dorset) (MTN)	d				1736												1836
Wool (WOO)	d				1742												1842
Wareham (WRM)	d				1751				1826								1851
Holton Heath (HOL)	d				1754												1854
Hamworthy (HAM)	d				1759				1833								1859
Poole (POO)	4 a				1806				1838								1904
Poole (POO)	4 d				1758	1807			1839								1858 1905
Parkstone (Dorset) (PKS)	d				1802				1843								1902
Branksome (BSM)	d				1806				1846								1906
Bournemouth (BMH)	a				1811	1817			1853								1911 1916
Bournemouth (BMH)	d		1802		1820			1845	1857						1902		1920
Pokesdown (POK)	d		1806		1824										1906		1924
Christchurch (CHR)	d		1810		1828										1910		1928
Hinton Admiral (HNA)	d		1815												1915		
New Milton (NWM)	d		1819		1835										1919		1935
Sway (SWY)	d		1824												1924		
Yarmouth (I.O.W.) (YMH)	🚢 d											1805	1805				
Lymington Pier (LYP)	🚢 a											1845	1845				
Lymington Pier (LYP)	d			1829										1903			
Lymington Town (LYT)	d			1831										1905			
Brockenhurst (BCU)	3 a		1829	1839	1843			1859	1913					1914	1929		1943
Brockenhurst (BCU)	3 d		1830		1844			1900	1914						1930		1944
Beaulieu Road (BEU)	d		1835														
Ashurst New Forest (ANF)	d		1839												1939		
Totton (TTN)	d		1844												1944		
Redbridge (RDB)	d	1827									1927						
Millbrook (Hants) (MBK)	d	1831									1931						
Southampton Central (SOU)	a	1834	1853		1858			1913	1928		1934				1952		1958
Southampton Central (SOU)	d	1836	1857		1900			1915	1930		1936				1955		2000
St Denys (SDN)	d	1841									1941						
Swaythling (SWG)	d	1844									1944						
Southampton Airport Parkway (SOA) ↔	d	1847	1905		1908			1923	1938		1947				2003		2008
Portsmouth Harbour (PMH)	🚢 d										1855						
Portsmouth & Southsea (PMS)	d										1900						
Fratton (FTN)	d										1904						
Hilsea (HLS)	d										1908						
Cosham (CSA)	d										1913						
Portchester (PTC)	d										1918						
Fareham (FRM)	d										1924						
Botley (BOE)	d										1931						
Hedge End (HDE)	d										1936						
Eastleigh (ESL)	3 a	1850	1908			←					1942	1950			2006		
Eastleigh (ESL)	3 d	1851	1914			→					1943	1951			2011		
Chandlers Ford (CFR)	d	1856	→									1956					
Romsey (ROM)	a	1903										2003					
Shawford (SHW)	d						1919										
Winchester (WIN)	d				1918		1925		1931	1948	1952						2018
Micheldever (MIC)	d										2001						
Basingstoke (BSK)	a				1934		1941		1946		2011						2034
Reading (RDG)	7 a								2009								
Fleet (FLE)	a										2022						
Farnborough (Main) (FNB)	a										2028						
Woking (WOK)	a									2021	2038						2053
Clapham Junction (CLJ)	10 a				2010												2116
London Waterloo (WAT)	15 a				2019					2049	2105						2129

**NOTES** (see introductory pages for explanation of train operator codes and standard symbols)

- a Arrival time
- d Departure time
- A To Manchester Piccadilly
- D From Salisbury
- H Runs until 1 November
- J Runs from 4 November
- K To Bristol Temple Meads
- MFO Mondays and Fridays only

# Weymouth, Bournemouth, Yarmouth (IOW), Lymington, Southampton, Portsmouth and Fareham to Winchester and London

**Mondays to Fridays from 23 September**

Operator Days of operation/Notes 1st Class/Reservations/Bus/Ferry	SW	SW	XC	SW	SW	SW	SW	SW	SW	SW	SW	SW	SW	SW	SW	SW	SW	SW
	□	□	L ◇	□	☞	□	M □	D □	□	□	□	□	□	H ☞	MFO J ☞	□	□	N □
Weymouth (WEY)	d			1900								1915			1957			
Upwey (UPW)	d											1919						
Dorchester West (DCW)	a																	
Dorchester South (DCH)	d			1910								1929c			2008			
Moreton (Dorset) (MTN)	d											1936						
Wool (WOO)	d											1943						
Wareham (WRM)	d			1926								1952			2026c			
Holton Heath (HOL)	d																	
Hamworthy (HAM)	d			1933								1959			2033			
Poole (POO)	<b>4</b> a			1938								2007			2038			
Poole (POO)	<b>4</b> d			1939						1950	2008				2039			
Parkstone (Dorset) (PKS)	d			1943						1954					2043			
Branksome (BSM)	d			1946						1957					2046			
Bournemouth (BMH)	a			1953						2002	2017				2053			
Bournemouth (BMH)	d			1945	1957					2005	2021				2057			
Pokesdown (POK)	d									2009	2025							
Christchurch (CHR)	d									2013	2029							
Hinton Admiral (HNA)	d									2018								
New Milton (NWM)	d									2022	2036							
Sway (SWY)	d									2027								
Yarmouth (I.O.W.) (YMH)	☞ d					1905									2005	2005		
Lymington Pier (LYP)	☞ a					1945									2045	2045		
Lymington Pier (LYP)	d		1933				2003						2033				2103	
Lymington Town (LYT)	d		1935				2005						2035				2105	
Brockenhurst (BCU)	<b>3</b> a		1944	2013			2014				2032	2043		2044	2113			2114
Brockenhurst (BCU)	<b>3</b> d			2014							2033	2044			2114			
Beaulieu Road (BEU)	d										2038							
Ashurst New Forest (ANF)	d										2042							
Totton (TTN)	d										2047							
Redbridge (RDB)	d									2027								
Millbrook (Hants) (MBK)	d									2031								
Southampton Central (SOU)	a			2013	2029					2034	2053	2059			2128			
Southampton Central (SOU)	d			2015	2030					2036	2055	2100			2130			
St Denys (SDN)	d									2041								
Swaythling (SWG)	d									2044								
Southampton Airport Parkwy (SOA) ↵	d			2023	2038					2047	2103	2108			2138			
Portsmouth Harbour (PMH)	☞ d							1955										2055
Portsmouth & Southsea (PMS)	d							2000										2100
Fratton (FTN)	d							2004										2104
Hilsea (HLS)	d							2008										2108
Cosham (CSA)	d							2013										2113
Portchester (PTC)	d							2018										2118
Fareham (FRM)	d							2026										2124
Botley (BOE)	d							2033										2131
Hedge End (HDE)	d							2038										2136
Eastleigh (ESL)	<b>3</b> a		☞					2044	2050	2106			☞					2144
Eastleigh (ESL)	<b>3</b> d	2011						2045	2051	2111			2111					2145
Chandlers Ford (CFR)	d								2056	☞								
Romsey (ROM)	a								2103									
Shawford (SHW)	d	2016						2051						2116				
Winchester (WIN)	d	2021a		2032	2048			2057				2118	2121a		2148			2154
Micheldever (MIC)	d							2108										2203
Basingstoke (BSK)	a			2047				2122						2134				2216
Reading (RDG)	<b>7</b> a			2107														
Fleet (FLE)	a							2140										2240
Farnborough (Main) (FNB)	a							2145										2245
Woking (WOK)	a				2119			2158						2155		2219		2258
Clapham Junction (CLJ)	<b>10</b> a													2215				
London Waterloo (WAT)	☞ <b>15</b> a				2148			2232						2224		2244		2332

**NOTES** (see introductory pages for explanation of train operator codes and standard symbols)

a Arrival time

d Departure time

c Arrives 3 minutes earlier

D From Salisbury

H Runs until 1 November

J Runs from 4 November

L To Birmingham New Street

M Also calls at Hook 2131, Winchfield 2135, Brookwood 2153, Weybridge 2205, Walton-On-Thames 2209 and Surbiton 2216

N Also calls at Hook 2231, Winchfield 2235, Brookwood 2253, Weybridge 2305, Walton-On-Thames 2309 and Surbiton 2316

MFO Mondays and Fridays only

## Weymouth, Bournemouth, Yarmouth (IOW), Lymington, Southampton, Portsmouth and Fareham to Winchester and London

**Mondays to Fridays from 23 September**

Operator Days of operation/Notes 1st Class/Reservations/Bus/Ferry	SW D □	GW K □	SW □	GW K □	SW □	SW □	SW □	SW □	SW □	SW D □	SW P □	GW FX Q	SW MFO	SW □	SN R	SW D □	SW □	SW □
Weymouth (WEY)	d		2005	2014							2057	2128					2207	2309
Upwey (UPW)	d		2009	2019							2101	2133					2211	2313
Dorchester West (DCW)	a			2027								2141						
Dorchester South (DCH)	d		2018								2109						2220	2321
Moreton (Dorset) (MTN)	d		2024								2115						2226	2327
Wool (WOO)	d		2030								2121						2232	2333
Wareham (WRM)	d		2040c								2130						2240	2342
Holton Heath (HOL)	d																	
Hamworthy (HAM)	d		2046								2136						2247	2348
Poole (POO)	<b>4</b> a		2051								2141						2252	2353
Poole (POO)	<b>4</b> d		2052								2142						2253	2354
Parkstone (Dorset) (PKS)	d		2056								2146						2257	
Branksome (BSM)	d		2100								2150						2300	
Bournemouth (BMH)	a		2106								2156						2306	0003
Bournemouth (BMH)	d		2110								2210							2310
Pokesdown (POK)	d		2114								2214							2314
Christchurch (CHR)	d		2118								2218							2318
Hinton Admiral (HNA)	d		2123								2223							2323
New Milton (NWM)	d		2128								2228							2328
Sway (SWY)	d		2132								2232							2332
Yarmouth (I.O.W.) (YMH)	<b>⚓</b> d						2105						2150					
Lymington Pier (LYP)	<b>⚓</b> a						2145						2230					
Lymington Pier (LYP)	d				2133				2203					2236				
Lymington Town (LYT)	d				2135				2205					2238				
Brockenhurst (BCU)	<b>3</b> a		2138		2144				2214		2238			2247				2338
Brockenhurst (BCU)	<b>3</b> d		2139								2239							2339
Beaulieu Road (BEU)	d																	
Ashurst New Forest (ANF)	d		2146								2246							2346
Totton (TTN)	d		2151								2251							2351
Redbridge (RDB)	d	2127									2227							2316
Millbrook (Hants) (MBK)	d	2131									2231							2319
Southampton Central (SOU)	a	2134	2157								2234	2257					2322	2357
Southampton Central (SOU)	d	2136	2200								2236	2300					2311	2323
St Denys (SDN)	d	2141									2241							2328
Swaythling (SWG)	d	2144									2244							2331
Southampton Airport Parkway (SOA)	<b>←</b> d	2147	2208								2247	2308					2319	2334
Portsmouth Harbour (PMH)	<b>⚓</b> d		2123				2155											
Portsmouth & Southsea (PMS)	d		2127				2200											
Fratton (FTN)	d		2131				2204											
Hilsea (HLS)	d						2208											
Cosham (CSA)	d						2213											
Portchester (PTC)	d						2218											
Fareham (FRM)	d		2147c				2224											
Botley (BOE)	d						2231											
Hedge End (HDE)	d						2236											
Eastleigh (ESL)	<b>3</b> a	2150	2202	2211			2242				2250	2311					2323	2338
Eastleigh (ESL)	<b>3</b> d	2151		2212							2251	2312						2338
Chandlers Ford (CFR)	d	2156									2256							2343
Romsey (ROM)	a	2203									2304							2351
Shawford (SHW)	d			2218								2318						
Winchester (WIN)	d			2224								2324						
Micheldever (MIC)	d											2333						
Basingstoke (BSK)	a			2240								2343						
Reading (RDG)	<b>7</b> a																	
Fleet (FLE)	a											0001						
Farnborough (Main) (FNB)	a											0006						
Woking (WOK)	a			2300								0018						
Clapham Junction (CLJ)	<b>10</b> a			2320														
London Waterloo (WAT)	<b>Ⓜ</b> <b>15</b> a			2330														

**NOTES** (see introductory pages for explanation of train operator codes and standard symbols)

- a** Arrival time
- d** Departure time
- c** Arrives 3 minutes earlier
- D** From Salisbury
- K** To Bristol Temple Meads
- P** Also calls at Hook 2351, Winchfield 2355 and Brookwood 0013
- Q** To Westbury
- R** To Littlehampton
- FX** Not Fridays
- MFO** Mondays and Fridays only

Weymouth, Bournemouth, Yarmouth (IOW), Lymington, Southampton, Portsmouth and Fareham to Winchester and London

Saturdays until 21 September












Operator	SW A	XC B	SW A	SW	SW C	SW	XC B	SW	SW D	SW	SW	SW	SW	SW	XC B	SW	SW		
Days of operation/Notes 1st Class/Reservations/Bus/Ferry Catering facilities	□	□◇ ⚓	□	□	□	□	□◇ ⚓	□	□	□	□	□	□	□	□◇ ⚓	□	□		
Weymouth (WEY)	d																0542		
Upwey (UPW)	d																		
Dorchester West (DCW)	a																		
Dorchester South (DCH)	d																0552		
Moreton (Dorset) (MTN)	d																		
Wool (WOO)	d																0602		
Wareham (WRM)	d																0610		
Holton Heath (HOL)	d																0613		
Hamworthy (HAM)	d																0618		
Poole (POO)	4 a																0623		
Poole (POO)	4 d																0624		
Parkstone (Dorset) (PKS)	d											0528					0628		
Branksome (BSM)	d											0532					0631		
Bournemouth (BMH)	a											0536					0637		
Bournemouth (BMH)	d											0541					0642		
Pokesdown (POK)	d											0543			0633		0646		
Christchurch (CHR)	d											0547					0650		
Hinton Admiral (HNA)	d											0551					0655		
New Milton (NWM)	d											0556					0700		
Sway (SWY)	d											0600					0705		
Sway (SWY)	d											0605					0705		
Yarmouth (I.O.W.) (YMH)	d																		
Lymington Pier (LYP)	a																		
Lymington Pier (LYP)	d															0627	0657		
Lymington Town (LYT)	d															0629	0659		
Brockenhurst (BCU)	3 a											0610				0707	0709		
Brockenhurst (BCU)	3 d											0611					0710		
Beaulieu Road (BEU)	d																		
Ashurst New Forest (ANF)	d											0618					0718		
Totton (TTN)	d											0623					0723		
Redbridge (RDB)	d											0616							
Millbrook (Hants) (MBK)	d											0620							
Southampton Central (SOU)	a											0624	0629	←		0704	0728		
Southampton Central (SOU)	d	0511	0515			0530	0557	0616				0635	0630		0635	0700	0715	0730	
St Denys (SDN)	d					0535						←			0640				
Swaythling (SWG)	d					0538									0643				
Southampton Airport Parkway (SOA)	← d	0519	0523			0541	0605	0624				0638			0646		0708	0723	0738
Portsmouth Harbour (PMH)	d											0540			0555				
Portsmouth & Southsea (PMS)	d											0544			0600				
Fratton (FTN)	d											0548			0604				
Hilsea (HLS)	d														0608				
Cosham (CSA)	d					0509						0556			0613				
Portchester (PTC)	d					0513									0618				
Fareham (FRM)	d					0520						0605			0624				
Botley (BOE)	d					0527									0632				
Hedge End (HDE)	d					0532									0636				
Eastleigh (ESL)	3 a	0523		←	0538	0545	0608					0618			0643	0650		0711	
Eastleigh (ESL)	3 d	0524		0524		0546	0609								0643	0650		0713	
Chandlers Ford (CFR)	d	←													0655				
Romsey (ROM)	a														0703				
Shawford (SHW)	d					0552									0649			0719	
Winchester (WIN)	d		0531	0536		0600c	0621	0632				0648	0655				0725	0733	0748
Micheldever (MIC)	d					0608							0704						
Basingstoke (BSK)	a		0546	0552		0618	0639	0647				0704	0714				0741	0748	
Reading (RDG)	7 a		0609															0807	
Fleet (FLE)	a			0610		0640									0725				
Farnborough (Main) (FNB)	a			0615		0645									0731				
Woking (WOK)	a			0630		0658	0659						0723	0741					0821
Clapham Junction (CLJ)	10 a			0650		0728							0743				0822		
London Waterloo (WAT)	15 a			0659		0737	0729						0752	0806			0831		0848

NOTES (see introductory pages for explanation of train operator codes and standard symbols)

- a Arrival time
- d Departure time
- c Arrives 3 minutes earlier
- A Also calls at Hook 0601, Winchfield 0605 and Brookwood 0623
- B To Manchester Piccadilly
- C Also calls at Hook 0631, Winchfield 0635, Brookwood 0653, Weybridge 0705, Walton-On-Thames 0709 and Surbiton 0716
- D From Romsey

## Weymouth, Bournemouth, Yarmouth (IOW), Lymington, Southampton, Portsmouth and Fareham to Winchester and London

**Saturdays** until 21 September

Operator	SW	SW	SW	SW	SW	SW	GW	XC	SW	SW	SW	SW	SW	SW	SW	SW
Days of operation/Notes 1st Class/Reservations/Bus/Ferry Catering facilities	□	E □	□	□	□	□	F	B □◇ ⌘	E □		□	□	□	E □	□	□
Weymouth (WEY)	d				0617		0638					0655				
Upwey (UPW)	d				0621		0643					0659				
Dorchester West (DCW)	a						0651									
Dorchester South (DCH)	d				0629							0707				
Moreton (Dorset) (MTN)	d				0636							0714				
Wool (WOO)	d				0642							0720				
Wareham (WRM)	d				0649							0727				
Holton Heath (HOL)	d				0653							0731				
Hamworthy (HAM)	d				0658							0736				
Poole (POO)	4 a				0702							0740				
Poole (POO)	4 d			0650								0741				
Parkstone (Dorset) (PKS)	d			0654								0745				
Branksome (BSM)	d			0657								0749				
Bournemouth (BMH)	a			0702								0754				
Bournemouth (BMH)	d			0705				0745				0759			0802	
Pokesdown (POK)	d			0709											0806	
Christchurch (CHR)	d			0713											0810	
Hinton Admiral (HNA)	d			0718											0815	
New Milton (NWM)	d			0722											0819	
Sway (SWY)	d			0727											0824	
Yarmouth (I.O.W.) (YMH)	 d										0700					
Lymington Pier (LYP)	 a										0740					
Lymington Pier (LYP)	d				0727							0757				0827
Lymington Town (LYT)	d				0729							0759				0829
Brockenhurst (BCU)	3 a			0732	0737	0743						0807	0813		0829	0837
Brockenhurst (BCU)	3 d			0733		0744							0814			0830
Beaulieu Road (BEU)	d															0835
Ashurst New Forest (ANF)	d				0740											0839
Totton (TTN)	d				0745											0844
Redbridge (RDB)	d			0721								0821				
Millbrook (Hants) (MBK)	d			0724								0824				
Southampton Central (SOU)	a			0730	0752		0758		0813	0827		0828			0852	
Southampton Central (SOU)	d			0735	0755		0800		0815	0835		0830			0835	0855
St Denys (SDN)	d			0740											0840	
Swaythling (SWG)	d			0743											0843	
Southampton Airport Parkway (SOA)	 d			0746	0803		0808		0823			0838			0846	0903
Portsmouth Harbour (PMH)	 d	0655											0755			
Portsmouth & Southsea (PMS)	d	0700											0800			
Fratton (FTN)	d	0704											0804			
Hilsea (HLS)	d	0708											0808			
Cosham (CSA)	d	0713											0813			
Portchester (PTC)	d	0718											0818			
Fareham (FRM)	d	0724											0824			
Botley (BOE)	d	0732											0832			
Hedge End (HDE)	d	0736											0836			
Eastleigh (ESL)	3 a	0743	0749	0806									0843	0849	0906	
Eastleigh (ESL)	3 d	0743	0750	0812			0812						0843	0850	0914	
Chandlers Ford (CFR)	d		0755											0855		
Romsey (ROM)	a		0803											0903		
Shawford (SHW)	d						0817									
Winchester (WIN)	d	0753				0818	0822a	0831				0848	0853			
Micheldever (MIC)	d	0801											0901			
Basingstoke (BSK)	a	0811				0834		0846					0911			
Reading (RDG)	7 a							0907								
Fleet (FLE)	a	0823												0923		
Farnborough (Main) (FNB)	a	0828												0928		
Woking (WOK)	a	0838										0920	0938			
Clapham Junction (CLJ)	10 a					0911										
London Waterloo (WAT)	 15 a	0904				0920						0947	1003			

**NOTES** (see introductory pages for explanation of train operator codes and standard symbols)

- a Arrival time
- d Departure time
- B To Manchester Piccadilly
- E From Salisbury
- F To Gloucester

**Weymouth, Bournemouth, Yarmouth (IOW), Lymington, Southampton, Portsmouth and Fareham to Winchester and London**

**Saturdays until 21 September**

Operator	SW	SW	SW	GW	XC	SW	SW	SW	SW	SW	SW	SW	SW	SW	XC	XC	SW	
Days of operation/Notes 1st Class/Reservations/Bus/Ferry Catering facilities	1	1	1	F	B 1 ◇ ⚓	1	1	1	E 1	1	1	1	1	1	G 1 ◇ ⚓	H 1 ◇ ⚓	1 ⚓	
Weymouth (WEY)	d	0720		0733			0803							0820				
Upwey (UPW)	d	0724		0738										0824				
Dorchester West (DCW)	a			0746														
Dorchester South (DCH)	d	0732					0813							0833				
Moreton (Dorset) (MTN)	d	0739												0839				
Wool (WOO)	d	0745												0845				
Wareham (WRM)	d	0753					0828							0853				
Holton Heath (HOL)	d	0756												0856				
Hamworthy (HAM)	d	0801					0835							0901				
Poole (POO)	4 a	0806					0839							0906				
Poole (POO)	4 d	0758	0807				0840							0858	0907			
Parkstone (Dorset) (PKS)	d	0802					0844							0902				
Branksome (BSM)	d	0806					0848							0906				
Bournemouth (BMH)	a	0811	0817				0854							0911	0917			
Bournemouth (BMH)	d	0822			0845		0859			0902			0922		0945	0945		
Pokesdown (POK)	d	0826								0906			0926					
Christchurch (CHR)	d	0830								0910			0930					
Hinton Admiral (HNA)	d									0915								
New Milton (NWM)	d	0837								0919			0937					
Sway (SWY)	d									0924								
Yarmouth (I.O.W.) (YMH)	d																	0905
Lymington Pier (LYP)	a																	0945
Lymington Pier (LYP)	d					0857						0927						
Lymington Town (LYT)	d					0859						0929						
Brockenhurst (BCU)	3 a	0843				0907	0913			0929	0937	0943		0959	0959			
Brockenhurst (BCU)	3 d	0844					0914			0930		0944		1000	1000			
Beaulieu Road (BEU)	d																	
Ashurst New Forest (ANF)	d											0939						
Totton (TTN)	d											0944						
Redbridge (RDB)	d											0927						
Millbrook (Hants) (MBK)	d											0931						
Southampton Central (SOU)	a	0858			0913		0928			0934	0952		0958		1013	1013		
Southampton Central (SOU)	d	0900			0915		0930			0936	0955		1000		1015	1015		
St Denys (SDN)	d									0941								
Swaythling (SWG)	d									0944								
Southampton Airport Parkwy (SOA)	← d	0908			0923		0938			0947	1003		1008		1023	1023		
Portsmouth Harbour (PMH)	d								0855									
Portsmouth & Southsea (PMS)	d								0900									
Fratton (FTN)	d								0904									
Hilsea (HLS)	d								0908									
Cosham (CSA)	d								0913									
Portchester (PTC)	d								0918									
Fareham (FRM)	d								0924									
Botley (BOE)	d								0932									
Hedge End (HDE)	d								0936									
Eastleigh (ESL)	3 a			←					0943	0950	1006			←				
Eastleigh (ESL)	3 d			0914					0943	0951	1014			1014				
Chandlers Ford (CFR)	d									0956	←							
Romsey (ROM)	a									1003								
Shawford (SHW)	d			0919													1019	
Winchester (WIN)	d	0918	0924a		0932		0948	0953					1018	1024a	1031	1031u		
Micheldever (MIC)	d							1001										
Basingstoke (BSK)	a	0935			0947			1011					1034		1046			
Reading (RDG)	7 a				1007										1106	1106		
Fleet (FLE)	a							1023										
Farnborough (Main) (FNB)	a							1028										
Woking (WOK)	a							1020	1038									
Clapham Junction (CLJ)	10 a	1011											1111					
London Waterloo (WAT)	↻ 15 a	1020						1047	1106					1120				

**NOTES (see introductory pages for explanation of train operator codes and standard symbols)**

- a Arrival time
- d Departure time
- u Stops to pick up only
- B To Manchester Piccadilly
- E From Salisbury
- F To Gloucester
- G Runs from 14 September. To Manchester Piccadilly
- H Runs until 7 September. To Manchester Piccadilly



**Weymouth, Bournemouth, Yarmouth (IOW), Lymington, Southampton, Portsmouth and Fareham to Winchester and London**

**Saturdays until 21 September**

Operator	SW	SW	SW	SW	SW	SW	SW	SW	SW	SW	GW	XC	XC	SW	SW	SW	SW	SW	
Days of operation/Notes 1st Class/Reservations/Bus/Ferry Catering facilities	□	□	□	E □	□	□	□	□	□	□	F	H □◇ ⚓	G □◇ ⚓	⚓	□	□	□	E □	
Weymouth (WEY)	d	0903							0920		0930							1003	
Upwey (UPW)	d								0924		0935								
Dorchester West (DCW)	a										0943								
Dorchester South (DCH)	d	0913							0933									1013	
Moreton (Dorset) (MTN)	d								0939										
Wool (WOO)	d								0945										
Wareham (WRM)	d	0928							0953									1028	
Holton Heath (HOL)	d								0956										
Hamworthy (HAM)	d	0935							1001									1035	
Poole (POO)	4 a	0939							1006									1039	
Poole (POO)	4 d	0940							0958 1007									1040	
Parkstone (Dorset) (PKS)	d	0944							1002									1044	
Branksome (BSM)	d	0948							1006									1048	
Bournemouth (BMH)	a	0954							1011 1017									1054	
Bournemouth (BMH)	d	0959					1002		1022			1045	1045					1059	
Pokesdown (POK)	d						1006		1026										
Christchurch (CHR)	d						1010		1030										
Hinton Admiral (HNA)	d						1015												
New Milton (NWM)	d						1019		1037										
Sway (SWY)	d						1024												
Yarmouth (I.O.W.) (YMH)	⚓ d													1005					
Lymington Pier (LYP)	⚓ a													1045					
Lymington Pier (LYP)	d	0957						1027									1057		
Lymington Town (LYT)	d	0959						1029									1059		
Brockenhurst (BCU)	3 a	1007	1013				1029	1037	1043								1107	1113	
Brockenhurst (BCU)	3 d		1014				1030		1044									1114	
Beaulieu Road (BEU)	d						1035												
Ashurst New Forest (ANF)	d						1039												
Totton (TTN)	d						1044												
Redbridge (RDB)	d					1027													1127
Millbrook (Hants) (MBK)	d					1031													1131
Southampton Central (SOU)	a		1028			1034	1052		1058			1113	1113				1128		1134
Southampton Central (SOU)	d		1030			1036	1055		1100			1115	1115				1130		1136
St Denys (SDN)	d					1041													1141
Swaythling (SWG)	d					1044													1144
Southampton Airport Parkway (SOA)	↔ d		1038			1047	1103		1108			1123	1123				1138		1147
Portsmouth Harbour (PMH)	⚓ d					0955													1055
Portsmouth & Southsea (PMS)	d					1000													1100
Fratton (FTN)	d					1004													1104
Hilsea (HLS)	d					1008													1108
Cosham (CSA)	d					1013													1113
Portchester (PTC)	d					1018													1118
Fareham (FRM)	d					1024													1124
Botley (BOE)	d					1032													1132
Hedge End (HDE)	d					1036													1136
Eastleigh (ESL)	3 a					1043	1050	1106			↔								1143 1150
Eastleigh (ESL)	3 d					1043	1051	1114			1114								1143 1151
Chandlers Ford (CFR)	d					1056	↔												1156
Romsey (ROM)	a					1103													1203
Shawford (SHW)	d										1119								
Winchester (WIN)	d		1048	1053					1118	1124a		1132u	1132				1148	1153	
Micheldever (MIC)	d			1101															1201
Basingstoke (BSK)	a			1111					1134				1147						1211
Reading (RDG)	7 a											1207	1207						
Fleet (FLE)	a			1123															1223
Farnborough (Main) (FNB)	a			1128															1228
Woking (WOK)	a			1120	1138												1220		1238
Clapham Junction (CLJ)	10 a								1211										
London Waterloo (WAT)	⚓ 15 a			1150	1209				1224									1248	1306

**NOTES** (see introductory pages for explanation of train operator codes and standard symbols)

- a Arrival time
- d Departure time
- u Stops to pick up only
- E From Salisbury
- F To Gloucester
- G Runs from 14 September. To Manchester Piccadilly
- H Runs until 7 September. To Manchester Piccadilly

## Weymouth, Bournemouth, Yarmouth (IOW), Lymington, Southampton, Portsmouth and Fareham to Winchester and London

Saturdays until 21 September

Operator	SW	SW	SW	SW	SW	XC H	XC G	SW	SW	SW	SW	SW E	SW	SW	SW	SW	SW
Days of operation/Notes 1st Class/Reservations/Bus/Ferry Catering facilities	□	□	□	□	□	□◇ ⚓	□◇ ⚓	⚓	□	□	□	□	□	□	□	□	□
Weymouth (WEY)	d				1020						1103						1120
Upwey (UPW)	d				1024												1124
Dorchester West (DCW)	a																
Dorchester South (DCH)	d				1033						1113						1133
Moreton (Dorset) (MTN)	d				1039												1139
Wool (WOO)	d				1045												1145
Wareham (WRM)	d				1053						1128						1153
Holton Heath (HOL)	d				1056												1156
Hamworthy (HAM)	d				1101						1135						1201
Poole (POO)	4 a				1106						1139						1206
Poole (POO)	4 d				1058	1107					1140						1158 1207
Parkstone (Dorset) (PKS)	d				1102						1144						1202
Branksome (BSM)	d				1106						1148						1206
Bournemouth (BMH)	a				1111	1117					1154						1211 1217
Bournemouth (BMH)	d	1102			1122		1145	1145			1159			1202			1222
Pokesdown (POK)	d	1106			1126									1206			1226
Christchurch (CHR)	d	1110			1130									1210			1230
Hinton Admiral (HNA)	d	1115												1215			
New Milton (NWM)	d	1119			1137									1219			1237
Sway (SWY)	d	1124												1224			
Yarmouth (I.O.W.) (YMH)	d							1105									
Lymington Pier (LYP)	a							1145									
Lymington Pier (LYP)	d		1127						1157							1227	
Lymington Town (LYT)	d		1129						1159							1229	
Brockenhurst (BCU)	3 a	1129	1137		1143				1207	1213				1229	1237		1243
Brockenhurst (BCU)	3 d	1130			1144					1214				1230			1244
Beaulieu Road (BEU)	d													1235			
Ashurst New Forest (ANF)	d	1139												1239			
Totton (TTN)	d	1144												1244			
Redbridge (RDB)	d												1227				
Millbrook (Hants) (MBK)	d												1231				
Southampton Central (SOU)	a	1152			1158		1213	1213			1228		1234	1252			1258
Southampton Central (SOU)	d	1155			1200		1215	1215			1230		1236	1255			1300
St Denys (SDN)	d												1241				
Swaythling (SWG)	d												1244				
Southampton Airport Parkway (SOA)	← d	1203			1208		1223	1223			1238		1247	1303			1308
Portsmouth Harbour (PMH)	d											1155					
Portsmouth & Southsea (PMS)	d											1200					
Fratton (FTN)	d											1204					
Hilsea (HLS)	d											1208					
Cosham (CSA)	d											1213					
Portchester (PTC)	d											1218					
Fareham (FRM)	d											1224					
Botley (BOE)	d											1232					
Hedge End (HDE)	d											1236					
Eastleigh (ESL)	3 a	1206				←						1243	1250	1306			←
Eastleigh (ESL)	3 d	1214				1214						1243	1251	1314			1314
Chandlers Ford (CFR)	d	←											1256	←			
Romsey (ROM)	a												1303				
Shawford (SHW)	d				1219												1319
Winchester (WIN)	d				1218	1224a	1231u	1231			1248	1253				1318	1324a
Micheldever (MIC)	d											1301					
Basingstoke (BSK)	a				1234							1311					1334
Reading (RDG)	7 a						1306	1306									
Fleet (FLE)	a											1323					
Farnborough (Main) (FNB)	a											1328					
Woking (WOK)	a										1320	1338					
Clapham Junction (CLJ)	10 a				1311												1411
London Waterloo (WAT)	15 a				1320						1349	1404					1420

NOTES (see introductory pages for explanation of train operator codes and standard symbols)

- a Arrival time
- d Departure time
- u Stops to pick up only
- E From Salisbury
- G Runs from 14 September. To Manchester Piccadilly
- H Runs until 7 September. To Manchester Piccadilly

Weymouth, Bournemouth, Yarmouth (IOW), Lymington, Southampton, Portsmouth and Fareham to Winchester and London

Saturdays until 21 September

Operator Days of operation/Notes 1st Class/Reservations/Bus/Ferry Catering facilities	GW F	XC B 1◇ ⚓	SW ⚓	SW □	SW □	SW □	SW E □	SW □	SW □	SW □	SW □	SW □	SW □	XC H 1◇ ⚓	XC G 1◇ ⚓	SW ⚓	SW □	SW □	
Weymouth (WEY)	d	1130				1203													1303
Upwey (UPW)	d	1135											1220						
Dorchester West (DCW)	a	1143											1224						
Dorchester South (DCH)	d					1213							1233						1313
Moreton (Dorset) (MTN)	d												1239						
Wool (WOO)	d												1245						
Wareham (WRM)	d					1228							1253						1328
Holton Heath (HOL)	d												1256						
Hamworthy (HAM)	d					1235							1301						1335
Poole (POO)	4 a					1239							1306						1339
Poole (POO)	4 d					1240							1258 1307						1340
Parkstone (Dorset) (PKS)	d					1244							1302						1344
Branksome (BSM)	d					1248							1306						1348
Bournemouth (BMH)	a					1254							1311 1317						1354
Bournemouth (BMH)	d		1245			1259				1302			1322	1345	1345				1359
Pokesdown (POK)	d									1306			1326						
Christchurch (CHR)	d									1310			1330						
Hinton Admiral (HNA)	d									1315									
New Milton (NWM)	d									1319			1337						
Sway (SWY)	d									1324									
Yarmouth (I.O.W.) (YMH)	⚓ d			1205														1305	
Lymington Pier (LYP)	⚓ a			1245														1345	
Lymington Pier (LYP)	d					1257						1327							1357
Lymington Town (LYT)	d					1259						1329							1359
Brockenhurst (BCU)	3 a					1307	1313				1329	1337	1343						1413
Brockenhurst (BCU)	3 d						1314				1330		1344						1414
Beaulieu Road (BEU)	d																		
Ashurst New Forest (ANF)	d										1339								
Totton (TTN)	d										1344								
Redbridge (RDB)	d									1327									
Millbrook (Hants) (MBK)	d									1331									
Southampton Central (SOU)	a		1313			1328				1334	1352		1358	1413	1413				1428
Southampton Central (SOU)	d		1315			1330				1336	1355		1400	1415	1415				1430
St Denys (SDN)	d									1341									
Swaythling (SWG)	d									1344									
Southampton Airport Parkway (SOA)	← d		1323			1338				1347	1403		1408	1423	1423				1438
Portsmouth Harbour (PMH)	⚓ d									1255									
Portsmouth & Southsea (PMS)	d									1300									
Fratton (FTN)	d									1304									
Hilsea (HLS)	d									1308									
Cosham (CSA)	d									1313									
Portchester (PTC)	d									1318									
Fareham (FRM)	d									1324									
Botley (BOE)	d									1332									
Hedge End (HDE)	d									1336									
Eastleigh (ESL)	3 a									1343	1350	1406							
Eastleigh (ESL)	3 d									1343	1351	1414							
Chandlers Ford (CFR)	d									1356	→								
Romsey (ROM)	a									1403									
Shawford (SHW)	d																		
Winchester (WIN)	d		1332			1348	1353						1418	1424a	1431u	1431			1448
Micheldever (MIC)	d						1401												
Basingstoke (BSK)	a		1347				1411						1434			1446			
Reading (RDG)	7 a		1409												1505	1505			
Fleet (FLE)	a						1425												
Farnborough (Main) (FNB)	a						1431												
Woking (WOK)	a					1420	1441												1520
Clapham Junction (CLJ)	10 a												1511						
London Waterloo (WAT)	⚓ 15 a					1449	1506						1520						1549

NOTES (see introductory pages for explanation of train operator codes and standard symbols)

- a Arrival time
- d Departure time
- u Stops to pick up only
- B To Manchester Piccadilly
- E From Salisbury
- F To Gloucester
- G Runs from 14 September. To Manchester Piccadilly
- H Runs until 7 September. To Manchester Piccadilly

**Weymouth, Bournemouth, Yarmouth (IOW), Lymington, Southampton, Portsmouth and Fareham to Winchester and London**

**Saturdays until 21 September**

Operator	SW	SW	SW	SW	SW	SW	SW	GW	XC	SW	SW	SW	SW	SW	SW	SW
Days of operation/Notes 1st Class/Reservations/Bus/Ferry Catering facilities	□	E □	□	□	□	□	□	F	B □◇ ⚓	⚓	□	□	□	E □	□	□
Weymouth (WEY)	d					1320		1330					1403			
Upwey (UPW)	d					1324		1335								
Dorchester West (DCW)	a							1343								
Dorchester South (DCH)	d					1333							1413			
Moreton (Dorset) (MTN)	d					1339										
Wool (WOO)	d					1345										
Wareham (WRM)	d					1353							1428			
Holton Heath (HOL)	d					1356										
Hamworthy (HAM)	d					1401							1435			
Poole (POO)	4 a					1406							1439			
Poole (POO)	4 d					1358	1407						1440			
Parkstone (Dorset) (PKS)	d					1402							1444			
Branksome (BSM)	d					1406							1448			
Bournemouth (BMH)	a					1411	1417						1454			
Bournemouth (BMH)	d			1402		1422			1445				1459			1502
Pokesdown (POK)	d			1406		1426										1506
Christchurch (CHR)	d			1410		1430										1510
Hinton Admiral (HNA)	d			1415												1515
New Milton (NWM)	d			1419		1437										1519
Sway (SWY)	d			1424												1524
Yarmouth (I.O.W.) (YMH)	⚓ d									1405						
Lymington Pier (LYP)	⚓ a									1445						
Lymington Pier (LYP)	d				1427						1457					1527
Lymington Town (LYT)	d				1429						1459					1529
Brockenhurst (BCU)	3 a			1429	1437	1443					1507	1513			1529	1537
Brockenhurst (BCU)	3 d			1430		1444						1514			1530	
Beaulieu Road (BEU)	d			1435												
Ashurst New Forest (ANF)	d			1439											1539	
Totton (TTN)	d			1444											1544	
Redbridge (RDB)	d		1427												1527	
Millbrook (Hants) (MBK)	d		1431												1531	
Southampton Central (SOU)	a		1434	1452		1458			1513			1528		1534	1552	
Southampton Central (SOU)	d		1436	1455		1500			1515			1530		1536	1555	
St Denys (SDN)	d		1441												1541	
Swaythling (SWG)	d		1444												1544	
Southampton Airport Parkway (SOA)	⚓ d		1447	1503		1508			1523			1538		1547	1603	
Portsmouth Harbour (PMH)	⚓ d	1355											1455			
Portsmouth & Southsea (PMS)	d	1400											1500			
Fratton (FTN)	d	1404											1504			
Hilsea (HLS)	d	1408											1508			
Cosham (CSA)	d	1413											1513			
Portchester (PTC)	d	1418											1518			
Fareham (FRM)	d	1424											1524			
Botley (BOE)	d	1432											1532			
Hedge End (HDE)	d	1436											1536			
Eastleigh (ESL)	3 a	1443	1450	1506									1543	1550	1607	
Eastleigh (ESL)	3 d	1443	1451	1514			1514						1543	1551	1614	
Chandlers Ford (CFR)	d		1456											1556		
Romsey (ROM)	a		1503											1603		
Shawford (SHW)	d						1519									
Winchester (WIN)	d	1453				1518	1524a		1533			1548	1553			
Micheldever (MIC)	d	1501											1601			
Basingstoke (BSK)	a	1511				1534			1548				1611			
Reading (RDG)	7 a								1606							
Fleet (FLE)	a	1523												1623		
Farnborough (Main) (FNB)	a	1528												1628		
Woking (WOK)	a	1538										1620	1638			
Clapham Junction (CLJ)	10 a					1610										
London Waterloo (WAT)	15 a	1604				1619							1648	1704		

**NOTES** (see introductory pages for explanation of train operator codes and standard symbols)

- a Arrival time
- d Departure time
- B To Manchester Piccadilly
- E From Salisbury
- F To Gloucester

## Weymouth, Bournemouth, Yarmouth (IOW), Lymington, Southampton, Portsmouth and Fareham to Winchester and London

Saturdays until 21 September

Operator	SW	SW	SW	XC B B B	SW B	SW	SW	SW	SW E	SW	SW	SW	SW	SW	GW F	XC B B B	SW B
Days of operation/Notes 1st Class/Reservations/Bus/Ferry Catering facilities	□	□	□	□ ◇ ⚓	⚓	□	□	□	□	□	□	□	□	□	□	□ ◇ ⚓	⚓
Weymouth (WEY)	d	1420						1503						1520		1530	
Upwey (UPW)	d	1424												1524		1535	
Dorchester West (DCW)	a															1543	
Dorchester South (DCH)	d	1433						1513						1533			
Moreton (Dorset) (MTN)	d	1439												1539			
Wool (WOO)	d	1445												1545			
Wareham (WRM)	d	1453						1528						1553			
Holton Heath (HOL)	d	1456												1556			
Hamworthy (HAM)	d	1501						1535						1601			
Poole (POO)	4 a	1506						1539						1606			
Poole (POO)	4 d	1458	1507					1540						1558	1607		
Parkstone (Dorset) (PKS)	d	1502						1544						1602			
Branksome (BSM)	d	1506						1548						1606			
Bournemouth (BMH)	a	1511	1517					1554						1611	1617		
Bournemouth (BMH)	d	1522		1545				1559				1602		1622			1645
Pokesdown (POK)	d	1526										1606		1626			
Christchurch (CHR)	d	1530										1610		1630			
Hinton Admiral (HNA)	d											1615					
New Milton (NWM)	d	1537										1619		1637			
Sway (SWY)	d											1624					
Yarmouth (I.O.W.) (YMH)	⚓ d				1505												1605
Lymington Pier (LYP)	⚓ a				1545												1645
Lymington Pier (LYP)	d					1557								1627			
Lymington Town (LYT)	d					1559								1629			
Brockenhurst (BCU)	3 a	1543				1607	1613					1629	1637	1643			
Brockenhurst (BCU)	3 d	1544					1614					1630		1644			
Beaulieu Road (BEU)	d											1635					
Ashurst New Forest (ANF)	d											1639					
Totton (TTN)	d											1644					
Redbridge (RDB)	d											1627					
Millbrook (Hants) (MBK)	d											1631					
Southampton Central (SOU)	a	1558		1613				1628	1634	1652				1658			1713
Southampton Central (SOU)	d	1600		1615				1630	1636	1655				1700			1715
St Denys (SDN)	d								1641								
Swaythling (SWG)	d								1644								
Southampton Airport Parkway (SOA)	← d	1608		1623				1638		1647	1703			1708			1723
Portsmouth Harbour (PMH)	⚓ d							1555									
Portsmouth & Southsea (PMS)	d							1600									
Fratton (FTN)	d							1604									
Hilsea (HLS)	d							1608									
Cosham (CSA)	d							1613									
Portchester (PTC)	d							1618									
Fareham (FRM)	d							1624									
Botley (BOE)	d							1632									
Hedge End (HDE)	d							1636									
Eastleigh (ESL)	3 a			←				1643	1650	1706					←		
Eastleigh (ESL)	3 d			1614				1643	1651	1714					1714		
Chandlers Ford (CFR)	d								1656	→							
Romsey (ROM)	a								1703								
Shawford (SHW)	d			1620													1719
Winchester (WIN)	d	1618	1625a	1631				1648	1653					1718	1724a		1732
Micheldever (MIC)	d								1701								
Basingstoke (BSK)	a	1634		1646					1711					1734			1747
Reading (RDG)	7 a			1706													1808
Fleet (FLE)	a								1723								
Farnborough (Main) (FNB)	a								1728								
Woking (WOK)	a							1720	1738								
Clapham Junction (CLJ)	10 a	1711												1811			
London Waterloo (WAT)	⌚ 15 a	1720						1748	1804					1820			

NOTES (see introductory pages for explanation of train operator codes and standard symbols)

- a Arrival time
- d Departure time
- B To Manchester Piccadilly
- E From Salisbury
- F To Gloucester

Weymouth, Bournemouth, Yarmouth (IOW), Lymington, Southampton, Portsmouth and Fareham to Winchester and London

Saturdays until 21 September

Operator	SW	SW	SW	SW	SW	SW	SW	SW	SW	SW	XC	XC	SW	SW	SW	SW	SW	
Days of operation/Notes 1st Class/Reservations/Bus/Ferry Catering facilities	□	□	□	E □	□	□	□	□	□	□	H □◇ ⚓	G □◇ ⚓	⚓	□	□	□	E □	
Weymouth (WEY)	d	1603								1620							1703	
Upwey (UPW)	d									1624								
Dorchester West (DCW)	a																	
Dorchester South (DCH)	d	1613								1633							1713	
Moreton (Dorset) (MTN)	d									1639								
Wool (WOO)	d									1645								
Wareham (WRM)	d	1628								1653							1728	
Holton Heath (HOL)	d									1656								
Hamworthy (HAM)	d	1635								1701							1735	
Poole (POO)	4 a	1639								1706							1739	
Poole (POO)	4 d	1640								1658 1707							1740	
Parkstone (Dorset) (PKS)	d	1644								1702							1744	
Branksome (BSM)	d	1648								1706							1748	
Bournemouth (BMH)	a	1654								1711 1717							1754	
Bournemouth (BMH)	d	1659						1702		1722		1745 1745					1759	
Pokesdown (POK)	d							1706		1726								
Christchurch (CHR)	d							1710		1730								
Hinton Admiral (HNA)	d							1715										
New Milton (NWM)	d							1719		1737								
Sway (SWY)	d							1724										
Yarmouth (I.O.W.) (YMH)	⚓ d													1705				
Lymington Pier (LYP)	⚓ a													1745				
Lymington Pier (LYP)	d	1657								1727						1757		
Lymington Town (LYT)	d	1659								1729						1759		
Brockenhurst (BCU)	3 a	1707	1713					1729		1737						1807	1813	
Brockenhurst (BCU)	3 d		1714					1730		1744							1814	
Beaulieu Road (BEU)	d																	
Ashurst New Forest (ANF)	d							1739										
Totton (TTN)	d							1744										
Redbridge (RDB)	d																1827	
Millbrook (Hants) (MBK)	d																1831	
Southampton Central (SOU)	a	1728						1734		1752						1828	1834	
Southampton Central (SOU)	d	1730						1736	1741	1755						1830	1836	
St Denys (SDN)	d							1741	1746								1841	
Swaythling (SWG)	d							1744	1749								1844	
Southampton Airport Parkway (SOA)	← d	1738						1747	1752	1803						1838	1847	
Portsmouth Harbour (PMH)	⚓ d																1755	
Portsmouth & Southsea (PMS)	d																1800	
Fratton (FTN)	d																1804	
Hilsea (HLS)	d																1808	
Cosham (CSA)	d																1813	
Portchester (PTC)	d																1818	
Fareham (FRM)	d																1824	
Botley (BOE)	d																1832	
Hedge End (HDE)	d																1836	
Eastleigh (ESL)	3 a							1743	1750	1756	1806						1843 1850	
Eastleigh (ESL)	3 d							1743	1751	1759	1814						1843 1851	
Chandlers Ford (CFR)	d							1756									1856	
Romsey (ROM)	a							1803									1903	
Shawford (SHW)	d									1804								
Winchester (WIN)	d	1748	1753							1810						1818	1824a 1831u 1831	1848 1853
Micheldever (MIC)	d									1819							1901	
Basingstoke (BSK)	a									1819							1911	
Reading (RDG)	7 a																1906 1906	
Fleet (FLE)	a																1923	
Farnborough (Main) (FNB)	a																1928	
Woking (WOK)	a															1820 1838	1920 1938	
Clapham Junction (CLJ)	10 a																1911	
London Waterloo (WAT)	⚓ 15 a																1920	

NOTES (see introductory pages for explanation of train operator codes and standard symbols)

- a Arrival time
- d Departure time
- u Stops to pick up only
- E From Salisbury
- G Runs from 14 September. To Manchester Piccadilly
- H Runs until 7 September. To Manchester Piccadilly



**Weymouth, Bournemouth, Yarmouth (IOW), Lymington, Southampton, Portsmouth and Fareham to Winchester and London**

**Saturdays until 21 September**

Operator	SW	SW	SW	SW	SW	GW	XC	XC	SW	SW	SW	SW	SW	SW	SW	SW	SW
Days of operation/Notes 1st Class/Reservations/Bus/Ferry Catering facilities	□	□	□	□	□	J	H □◇	G □◇	☞	□	□	□	E □	□	□	□	□
Weymouth (WEY)	d			1720		1735						1803					1820
Upwey (UPW)	d			1724		1740											1824
Dorchester West (DCW)	a					1748											
Dorchester South (DCH)	d			1733								1813					1833
Moreton (Dorset) (MTN)	d			1739													1839
Wool (WOO)	d			1745													1845
Wareham (WRM)	d			1753								1828					1853
Holton Heath (HOL)	d			1756													1856
Hamworthy (HAM)	d			1801								1835					1901
Poole (POO)	4 a			1806								1839					1906
Poole (POO)	4 d			1758 1807								1840					1858 1907
Parkstone (Dorset) (PKS)	d			1802								1844					1902
Branksome (BSM)	d			1806								1848					1906
Bournemouth (BMH)	a			1811 1817								1854					1911 1917
Bournemouth (BMH)	d	1802		1822			1845 1845					1859			1902		1922
Pokesdown (POK)	d	1806		1826											1906		1926
Christchurch (CHR)	d	1810		1830											1910		1930
Hinton Admiral (HNA)	d	1815													1915		
New Milton (NWM)	d	1819		1837											1919		1937
Sway (SWY)	d	1824													1924		
Yarmouth (I.O.W.) (YMH)	d								1805								
Lymington Pier (LYP)	a								1845								
Lymington Pier (LYP)	d		1827							1857						1927	
Lymington Town (LYT)	d		1829							1859						1929	
Brockenhurst (BCU)	3 a	1829	1837	1843						1907	1913				1929	1937	1943
Brockenhurst (BCU)	d	1830		1844							1914				1930		1944
Beaulieu Road (BEU)	d	1835															
Ashurst New Forest (ANF)	d	1839													1939		
Totton (TTN)	d	1844													1944		
Redbridge (RDB)	d														1927		
Millbrook (Hants) (MBK)	d														1931		
Southampton Central (SOU)	a	1852		1858			1913 1913				1928		1934	1952			1958
Southampton Central (SOU)	d	1855		1900			1915 1915				1930		1936	1955			2000
St Denys (SDN)	d														1941		
Swaythling (SWG)	d														1944		
Southampton Airport Parkway (SOA)	← d	1903		1908			1923 1923				1938		1947	2003			2008
Portsmouth Harbour (PMH)	d											1855					
Portsmouth & Southsea (PMS)	d											1900					
Fratton (FTN)	d											1904					
Hilsea (HLS)	d											1908					
Cosham (CSA)	d											1913					
Portchester (PTC)	d											1918					
Fareham (FRM)	d											1924					
Botley (BOE)	d											1932					
Hedge End (HDE)	d											1936					
Eastleigh (ESL)	3 a	1906			←							1943	1950	2006			
Eastleigh (ESL)	3 d	1914			1914							1943	1951	2014			
Chandlers Ford (CFR)	d	↔											1956	↔			
Romsey (ROM)	a												2003				
Shawford (SHW)	d				1919												
Winchester (WIN)	d			1918	1924a		1932 1932				1948	1953					2018
Micheldever (MIC)	d											2001					
Basingstoke (BSK)	a			1934				1947				2013					2034
Reading (RDG)	7 a						2010 2010										
Fleet (FLE)	a												2025				
Farnborough (Main) (FNB)	a												2030				
Woking (WOK)	a											2020	2040				
Clapham Junction (CLJ)	10 a			2011													2111
London Waterloo (WAT)	↻ 15 a			2020								2046	2109				2120

**NOTES** (see introductory pages for explanation of train operator codes and standard symbols)

- a Arrival time
- d Departure time
- E From Salisbury
- G Runs from 14 September. To Manchester Piccadilly
- H Runs until 7 September. To Manchester Piccadilly
- J To Bristol Temple Meads

**Weymouth, Bournemouth, Yarmouth (IOW), Lymington, Southampton, Portsmouth and Fareham to Winchester and London**

**Saturdays until 21 September**

Operator Days of operation/Notes 1st Class/Reservations/Bus/Ferry	SW	GW	XC	SW	SW	SW	SW	SW	SW	SW	SW	SW	SW	GW	SW	SW	SW	SW
	□	K	L	⚓	□	□	M	E	□	□	□	□	N	⚓	□	□	□	P
Weymouth (WEY)	d	1845				1903								1920	1932			
Upwey (UPW)	d	1850												1924	1937			
Dorchester West (DCW)	a	1858												1945				
Dorchester South (DCH)	d					1913								1933				
Moreton (Dorset) (MTN)	d													1939				
Wool (WOO)	d													1945				
Wareham (WRM)	d					1928								1953				
Holton Heath (HOL)	d													1956				
Hamworthy (HAM)	d					1935								2001				
Poole (POO)	4 a					1939								2006				
Poole (POO)	4 d					1940							1958	2007			2040	
Parkstone (Dorset) (PKS)	d					1944							2002				2044	
Branksome (BSM)	d					1948							2006				2048	
Bournemouth (BMH)	a					1954							2011	2017			2054	
Bournemouth (BMH)	d		1945			1959				2002			2022				2059	
Pokesdown (POK)	d									2006			2026					
Christchurch (CHR)	d									2010			2030					
Hinton Admiral (HNA)	d									2015								
New Milton (NWM)	d									2019			2037					
Sway (SWY)	d									2024								
Yarmouth (I.O.W.) (YMH)	⚓ d			1905											2005			
Lymington Pier (LYP)	⚓ a			1945											2045			
Lymington Pier (LYP)	d				1957							2027				2057		
Lymington Town (LYT)	d				1959							2029				2059		
Brockenhurst (BCU)	3 a		1959		2007	2013				2029	2037		2043			2107	2113	
Brockenhurst (BCU)	3 d		2000			2014				2030			2044				2114	
Beaulieu Road (BEU)	d									2035								
Ashurst New Forest (ANF)	d									2039								
Totton (TTN)	d									2044								
Redbridge (RDB)	d									2027								
Millbrook (Hants) (MBK)	d									2031								
Southampton Central (SOU)	a		2013			2028				2034	2052		2058				2128	
Southampton Central (SOU)	d		2015			2030				2036	2055		2100				2130	
St Denys (SDN)	d									2041								
Swaythling (SWG)	d									2044								
Southampton Airport Parkwy (SOA)	↔ d		2023			2038				2047	2103		2108				2138	
Portsmouth Harbour (PMH)	⚓ d							1955										2055
Portsmouth & Southsea (PMS)	d							2000										2100
Fratton (FTN)	d							2004										2104
Hilsea (HLS)	d							2008										2108
Cosham (CSA)	d							2013										2113
Portchester (PTC)	d							2018										2118
Fareham (FRM)	d							2024										2124
Botley (BOE)	d							2032										2132
Hedge End (HDE)	d							2036										2136
Eastleigh (ESL)	3 a	←						2043	2050	2106								2143
Eastleigh (ESL)	3 d	2014						2043	2051	2114								2144
Chandlers Ford (CFR)	d								2056									
Romsey (ROM)	a								2103									
Shawford (SHW)	d	2019								2119								
Winchester (WIN)	d	2024a		2032		2048	2053			2124a			2118				2148	2153
Micheldever (MIC)	d							2101										2202
Basingstoke (BSK)	a			2047				2117					2134					2215
Reading (RDG)	7 a			2106														
Fleet (FLE)	a							2140										2240
Farnborough (Main) (FNB)	a							2145										2245
Woking (WOK)	a					2120	2158						2154				2219	2258
Clapham Junction (CLJ)	10 a							2229					2214					2327
London Waterloo (WAT)	↔ 15 a					2149	2239						2223				2244	2336

**NOTES (see introductory pages for explanation of train operator codes and standard symbols)**

- a Arrival time
- d Departure time
- E From Salisbury
- K Runs until 7 September. To Bristol Temple Meads
- L To Birmingham New Street
- M Also calls at Hook 2131, Winchfield 2135, Brookwood 2153, Weybridge 2205, Walton-On-Thames 2209 and Surbiton 2215
- N Runs until 7 September. To Swindon
- P Also calls at Hook 2231, Winchfield 2235, Brookwood 2253, Weybridge 2305, Walton-On-Thames 2309 and Surbiton 2316

## Weymouth, Bournemouth, Yarmouth (IOW), Lymington, Southampton, Portsmouth and Fareham to Winchester and London

Saturdays until 21 September

	Operator	SW E □	GW Q □	SW □	SW □	GW J □	SW □	SW □	SW □	SW □	SW E □	SW R □	SW □	SW □	SW □	SW □	SW □
	Days of operation/Notes 1st Class/Reservations/Bus/Ferry																
Weymouth (WEY)	d			2010	2040	2058										2210	2310
Upwey (UPW)	d			2014	2045	2102										2214	2314
Dorchester West (DCW)	a				2053												
Dorchester South (DCH)	d			2022		2110										2222	2322
Moreton (Dorset) (MTN)	d			2028		2116										2228	2328
Wool (WOO)	d			2034		2122										2234	2334
Wareham (WRM)	d			2042		2130										2242	2342
Holton Heath (HOL)	d																
Hamworthy (HAM)	d			2048		2136										2248	2348
Poole (POO)	4 a			2053		2141										2253	2353
Poole (POO)	4 d			2054		2142					2154					2254	2354
Parkstone (Dorset) (PKS)	d			2058		2146					2158					2258	
Branksome (BSM)	d			2101		2149					2201					2301	
Bournemouth (BMH)	a			2107		2155					2207					2307	0003
Bournemouth (BMH)	d			2112		2159					2212					2312	
Pokesdown (POK)	d			2116							2216					2316	
Christchurch (CHR)	d			2120							2220					2320	
Hinton Admiral (HNA)	d			2125							2225					2325	
New Milton (NWM)	d			2129							2229					2329	
Sway (SWY)	d			2134							2234					2334	
Yarmouth (I.O.W.) (YMH)	☐ d						2105					2150					
Lymington Pier (LYP)	☐ a						2145					2230					
Lymington Pier (LYP)	d		2127						2203					2236			
Lymington Town (LYT)	d		2129						2205					2238			
Brockenhurst (BCU)	3 a		2137	2138		2213			2213			2238		2246		2338	
Brockenhurst (BCU)	3 d			2140		2214					2239					2339	
Beaulieu Road (BEU)	d																
Ashurst New Forest (ANF)	d			2147							2247					2347	
Totton (TTN)	d			2152							2252					2352	
Redbridge (RDB)	d	2127									2227						
Millbrook (Hants) (MBK)	d	2131									2231						
Southampton Central (SOU)	a	2134		2158		2228					2234	2257				2357	
Southampton Central (SOU)	d	2136		2200		2230					2235	2300				2359	
St Denys (SDN)	d	2141									2240					0004	
Swaythling (SWG)	d	2144									2243					0007	
Southampton Airport Parkwy (SOA)	↔ d	2147		2208		2238					2246	2308				0010	
Portsmouth Harbour (PMH)	☐ d		2123							2155						2324	
Portsmouth & Southsea (PMS)	d		2127							2200						2328	
Fratton (FTN)	d		2131							2204						2332	
Hilsea (HLS)	d									2208						2336	
Cosham (CSA)	d									2213						2342	
Portchester (PTC)	d									2218						2347	
Fareham (FRM)	d		2148							2224						2353	
Botley (BOE)	d									2232						0001	
Hedge End (HDE)	d									2236						0005	
Eastleigh (ESL)	3 a	2150	2201	2211		2242				2243	2250	2311			0011	0014	
Eastleigh (ESL)	3 d	2151		2212		2247					2250	2312			0018		
Chandlers Ford (CFR)	d	2156									2255						
Romsey (ROM)	a	2203									2303						
Shawford (SHW)	d			2217								2319					
Winchester (WIN)	d			2223		2256						2325			0028a		
Micheldever (MIC)	d											2333					
Basingstoke (BSK)	a			2239		2312						2343					
Reading (RDG)	7 a																
Fleet (FLE)	a											0001					
Farnborough (Main) (FNB)	a											0006					
Woking (WOK)	a			2300		2334						0018					
Clapham Junction (CLJ)	10 a			2323		0002						0053					
London Waterloo (WAT)	↔ 15 a			2332		0012						0103					

NOTES (see introductory pages for explanation of train operator codes and standard symbols)

a Arrival time

d Departure time

E From Salisbury

J To Bristol Temple Meads

Q To Westbury

R Also calls at Hook 2351, Winchfield 2355, Brookwood 0013, West Byfleet 0024, Weybridge 0029, Walton-On-Thames 0033, Surbiton 0039 and Wimbledon 0047

**Weymouth, Bournemouth, Yarmouth (IOW), Lymington, Southampton, Portsmouth and Fareham to Winchester and London**

**Saturdays from 28 September**

Operator	SW A	XC B	SW A	SW	SW C	SW	XC B	SW	SW D	SW	SW	SW	SW	SW	XC B	SW	SW
Days of operation/Notes 1st Class/Reservations/Bus/Ferry Catering facilities	□	□◇ ⚓	□	□	□	□	□◇ ⚓	□	□	□	□	□	□	□	□◇ ⚓	□	□
Weymouth (WEY)	d																0538
Upwey (UPW)	d																
Dorchester West (DCW)	a																
Dorchester South (DCH)	d																0548
Moreton (Dorset) (MTN)	d																
Wool (WOO)	d																0558
Wareham (WRM)	d																0606
Holton Heath (HOL)	d																0609
Hamworthy (HAM)	d																0614
Poole (POO)	4 a																0620
Poole (POO)	4 d									0525							0621
Parkstone (Dorset) (PKS)	d									0529							0625
Branksome (BSM)	d									0533							0628
Bournemouth (BMH)	a									0538							0634
Bournemouth (BMH)	d									0540					0633		0639
Pokesdown (POK)	d									0544							0643
Christchurch (CHR)	d									0548							0647
Hinton Admiral (HNA)	d									0553							0652
New Milton (NWM)	d									0557							0657
Sway (SWY)	d									0602							0702
Yarmouth (I.O.W.) (YMH)	d																
Lymington Pier (LYP)	a																
Lymington Pier (LYP)	d													0627			
Lymington Town (LYT)	d													0629			
Brockenhurst (BCU)	3 a									0608				0637			0707
Brockenhurst (BCU)	3 d									0609							0708
Beaulieu Road (BEU)	d																
Ashurst New Forest (ANF)	d									0616							0716
Totton (TTN)	d									0621							0721
Redbridge (RDB)	d									0616							
Millbrook (Hants) (MBK)	d									0620							
Southampton Central (SOU)	a									0624	0629		←		0704	0728	
Southampton Central (SOU)	d	0508	0515		0526	0557	0616		0635	0630			0635		0700	0715	0730
St Denys (SDN)	d				0531				→				0640				
Swaythling (SWG)	d				0535								0643				
Southampton Airport Parkway (SOA)	← d	0516	0523		0538	0605	0624			0638			0646		0708	0723	0738
Portsmouth Harbour (PMH)	d							0540				0555					0655
Portsmouth & Southsea (PMS)	d							0544				0600					0700
Fratton (FTN)	d							0548				0604					0704
Hilsea (HLS)	d											0608					0708
Cosham (CSA)	d				0509			0556				0613					0713
Portchester (PTC)	d				0513							0618					0718
Fareham (FRM)	d				0520			0605				0624					0724
Botley (BOE)	d				0527							0632					0732
Hedge End (HDE)	d				0532							0636					0736
Eastleigh (ESL)	3 a	0520		←	0538	0542	0608		0618			0643	0650		0711		0743
Eastleigh (ESL)	3 d	0524		0524		0543	0609					0643	0650		0713		0743
Chandlers Ford (CFR)	d	→											0655				
Romsey (ROM)	a												0703				
Shawford (SHW)	d					0549						0649			0719		
Winchester (WIN)	d		0531	0536		0558	0621	0632		0648	0655				0725	0733	0748
Micheldever (MIC)	d					0607					0704						0801
Basingstoke (BSK)	a		0546	0553		0618	0639	0647		0704	0714				0741	0748	0811
Reading (RDG)	7 a		0609					0706								0807	
Fleet (FLE)	a			0610		0640						0725					0823
Farnborough (Main) (FNB)	a			0616		0645						0731					0828
Woking (WOK)	a			0630		0658	0659				0723	0741				0821	0838
Clapham Junction (CLJ)	10 a			0650		0728					0743				0822		
London Waterloo (WAT)	↻ 15 a			0659		0737	0729				0752	0806			0831	0848	0904

**NOTES** (see introductory pages for explanation of train operator codes and standard symbols)

- a Arrival time
- d Departure time
- A Also calls at Hook 0601, Winchfield 0605 and Brookwood 0623
- B To Manchester Piccadilly
- C Also calls at Hook 0631, Winchfield 0635, Brookwood 0653, Weybridge 0705, Walton-On-Thames 0709 and Surbiton 0717
- D From Romsey

**Weymouth, Bournemouth, Yarmouth (IOW), Lymington, Southampton, Portsmouth and Fareham to Winchester and London**

**Saturdays from 28 September**

Operator	SW	SW	SW	SW	SW	SW	GW	XC	SW	SW	SW	SW	SW	SW	SW	SW	SW
Days of operation/Notes 1st Class/Reservations/Bus/Ferry Catering facilities	□	E □	□	□	□	□	F	B □◇ ⌘	E □	⚓	□	□	□	E □	□	□	□
Weymouth (WEY)	d				0612		0638						0650				
Upwey (UPW)	d				0616		0643						0654				
Dorchester West (DCW)	a						0651										
Dorchester South (DCH)	d				0624								0707c				
Moreton (Dorset) (MTN)	d				0631								0714				
Wool (WOO)	d				0637								0720				
Wareham (WRM)	d				0645								0727				
Holton Heath (HOL)	d				0649								0731				
Hamworthy (HAM)	d				0654								0736				
Poole (POO)	4 a				0659								0740				
Poole (POO)	4 d			0647									0741				
Parkstone (Dorset) (PKS)	d			0651									0745				
Branksome (BSM)	d			0654									0749				
Bournemouth (BMH)	a			0659									0754				
Bournemouth (BMH)	d			0702				0745					0759				0802
Pokesdown (POK)	d			0706													0806
Christchurch (CHR)	d			0710													0810
Hinton Admiral (HNA)	d			0715													0815
New Milton (NWM)	d			0719													0819
Sway (SWY)	d			0724													0824
Yarmouth (I.O.W.) (YMH)	⚓ d											0700					
Lymington Pier (LYP)	⚓ a											0740					
Lymington Pier (LYP)	d	0657			0727							0757					0827
Lymington Town (LYT)	d	0659			0729							0759					0829
Brockenhurst (BCU)	3 a	0707		0730	0737	0741						0807	0813			0829	0837
Brockenhurst (BCU)	3 d			0731		0742							0814				0830
Beaulieu Road (BEU)	d																0836
Ashurst New Forest (ANF)	d			0738													0840
Totton (TTN)	d			0743													0845
Redbridge (RDB)	d			0721								0821					
Millbrook (Hants) (MBK)	d			0724								0824					
Southampton Central (SOU)	a			0730	0752		0758		0813	0827			0828		←		0852
Southampton Central (SOU)	d			0735	0755		0800		0815	0835			0830				0835 0855
St Denys (SDN)	d			0740						→							0840
Swaythling (SWG)	d			0743													0843
Southampton Airport Parkway (SOA) ←	d			0746	0803		0808		0823				0838				0846 0903
Portsmouth Harbour (PMH)	⚓ d													0755			
Portsmouth & Southsea (PMS)	d													0800			
Fratton (FTN)	d													0804			
Hilsea (HLS)	d													0808			
Cosham (CSA)	d													0813			
Portchester (PTC)	d													0818			
Fareham (FRM)	d													0824			
Botley (BOE)	d													0832			
Hedge End (HDE)	d													0836			
Eastleigh (ESL)	3 a			0749	0806		←							0843	0849	0906	
Eastleigh (ESL)	3 d			0750	0812			0812						0843	0850	0914	
Chandlers Ford (CFR)	d			0755	→										0855	→	
Romsey (ROM)	a			0803											0903		
Shawford (SHW)	d						0817										
Winchester (WIN)	d					0818	0822a	0831					0848	0853			
Micheldever (MIC)	d													0901			
Basingstoke (BSK)	a					0834		0846						0911			
Reading (RDG)	7 a							0907									
Fleet (FLE)	a																0923
Farnborough (Main) (FNB)	a																0928
Woking (WOK)	a												0920	0938			
Clapham Junction (CLJ)	10 a					0911											
London Waterloo (WAT)	⚓ 15 a					0920								0947	1003		

**NOTES** (see introductory pages for explanation of train operator codes and standard symbols)

- a Arrival time
- d Departure time
- c Arrives 6 minutes earlier
- B To Manchester Piccadilly
- E From Salisbury
- F To Gloucester

**Weymouth, Bournemouth, Yarmouth (IOW), Lymington, Southampton, Portsmouth and Fareham to Winchester and London**

**Saturdays from 28 September**

Operator	SW	SW	SW	GW	XC	SW	SW	SW	SW	SW	SW	SW	SW	SW	XC	SW	SW
Days of operation/Notes 1st Class/Reservations/Bus/Ferry Catering facilities	□	□	□	F	B ◇ ⚓	□	□	□	E □	□	□	□	□	□	B ◇ ⚓	⚓	□
Weymouth (WEY)	d	0717		0733			0800						0820				
Upwey (UPW)	d	0721		0738									0824				
Dorchester West (DCW)	a			0746													
Dorchester South (DCH)	d	0729					0810						0833				
Moreton (Dorset) (MTN)	d	0736											0840				
Wool (WOO)	d	0742											0846				
Wareham (WRM)	d	0751					0826						0853				
Holton Heath (HOL)	d	0754											0856				
Hamworthy (HAM)	d	0759					0833						0901				
Poole (POO)	4 a	0804					0838						0906				
Poole (POO)	4 d	0758	0805				0839						0858	0907			
Parkstone (Dorset) (PKS)	d	0802					0843						0902				
Branksome (BSM)	d	0806					0846						0906				
Bournemouth (BMH)	a	0811	0816				0853						0911	0917			
Bournemouth (BMH)	d	0820			0845		0857			0902			0922		0945		
Pokesdown (POK)	d	0824								0906			0926				
Christchurch (CHR)	d	0828								0910			0930				
Hinton Admiral (HNA)	d									0915							
New Milton (NWM)	d	0835								0919			0937				
Sway (SWY)	d									0924							
Yarmouth (I.O.W.) (YMH)	d															0905	
Lymington Pier (LYP)	a															0945	
Lymington Pier (LYP)	d					0857						0927					0957
Lymington Town (LYT)	d					0859						0929					0959
Brockenhurst (BCU)	3 a	0843				0907	0913			0929	0937		0943		0959		1007
Brockenhurst (BCU)	3 d	0844					0914			0930			0944		1000		
Beaulieu Road (BEU)	d																
Ashurst New Forest (ANF)	d									0939							
Totton (TTN)	d									0944							
Redbridge (RDB)	d									0927							
Millbrook (Hants) (MBK)	d									0931							
Southampton Central (SOU)	a	0858		0913		0928		0934	0952			0958		1013			
Southampton Central (SOU)	d	0900		0915		0930		0936	0955			1000		1015			
St Denys (SDN)	d							0941									
Swaythling (SWG)	d							0944									
Southampton Airport Parkway (SOA)	← d	0908		0923		0938		0947	1003			1008		1023			
Portsmouth Harbour (PMH)	d						0855										
Portsmouth & Southsea (PMS)	d						0900										
Fratton (FTN)	d						0904										
Hilsea (HLS)	d						0908										
Cosham (CSA)	d						0913										
Portchester (PTC)	d						0918										
Fareham (FRM)	d						0924										
Botley (BOE)	d						0932										
Hedge End (HDE)	d						0936										
Eastleigh (ESL)	3 a		←				0943	0950	1006					←			
Eastleigh (ESL)	3 d		0914				0943	0951	1014					1014			
Chandlers Ford (CFR)	d							0956	→								
Romsey (ROM)	a							1003									
Shawford (SHW)	d		0919											1019			
Winchester (WIN)	d	0918	0924a		0932		0948	0953				1018	1024a	1031			
Micheldever (MIC)	d							1001									
Basingstoke (BSK)	a	0935			0947			1011				1034		1046			
Reading (RDG)	7 a				1007											1106	
Fleet (FLE)	a							1023									
Farnborough (Main) (FNB)	a							1028									
Woking (WOK)	a						1020	1038									
Clapham Junction (CLJ)	10 a	1011										1111					
London Waterloo (WAT)	↻ 15 a	1020					1047	1106					1120				

**NOTES** (see introductory pages for explanation of train operator codes and standard symbols)

- a Arrival time
- d Departure time
- B To Manchester Piccadilly
- E From Salisbury
- F To Gloucester



Weymouth, Bournemouth, Yarmouth (IOW), Lymington, Southampton, Portsmouth and Fareham to Winchester and London

Saturdays from 28 September

Operator	SW	SW	SW	SW	SW	SW	SW	SW	GW	XC	SW	SW	SW	SW	SW	SW	SW
Days of operation/Notes	□	□	E □	□	□	□	□	□	F	B	G	□	□	□	E □	□	□
1st Class/Reservations/Bus/Ferry	□	□	□	□	□	□	□	□	□	□	□	□	□	□	□	□	□
Catering facilities	□	□	□	□	□	□	□	□	□	□	□	□	□	□	□	□	□
Weymouth (WEY)	d	0900						0920		0930				1003			
Upwey (UPW)	d							0924		0935							
Dorchester West (DCW)	a									0943							
Dorchester South (DCH)	d	0910						0933						1013			
Moreton (Dorset) (MTN)	d							0940									
Wool (WOO)	d							0946									
Wareham (WRM)	d	0926						0953						1028			
Holton Heath (HOL)	d							0956									
Hamworthy (HAM)	d	0933						1001						1035			
Poole (POO)	4 a	0938						1006						1039			
Poole (POO)	4 d	0939						0958 1007						1040			
Parkstone (Dorset) (PKS)	d	0943						1002						1044			
Branksome (BSM)	d	0946						1006						1048			
Bournemouth (BMH)	a	0953						1011 1017						1053			
Bournemouth (BMH)	d	0957			1002			1022			1045			1058			1102
Pokesdown (POK)	d				1006			1026									1106
Christchurch (CHR)	d				1010			1030									1110
Hinton Admiral (HNA)	d				1015												1115
New Milton (NWM)	d				1019			1037									1119
Sway (SWY)	d				1024												1124
Yarmouth (I.O.W.) (YMH)	d											1005					
Lymington Pier (LYP)	a											1045					
Lymington Pier (LYP)	d						1027						1057				1127
Lymington Town (LYT)	d						1029						1059				1129
Brockenhurst (BCU)	3 a	1013			1029			1037 1043					1107 1113				1129 1137
Brockenhurst (BCU)	3 d	1014			1030			1044					1114				1130
Beaulieu Road (BEU)	d				1036												
Ashurst New Forest (ANF)	d				1040												1139
Totton (TTN)	d				1045												1144
Redbridge (RDB)	d				1027												1127
Millbrook (Hants) (MBK)	d				1031												1131
Southampton Central (SOU)	a	1028			1034	1052		1058			1113			1128			1134 1152
Southampton Central (SOU)	d	1030			1036	1055		1100			1115			1130			1136 1155
St Denys (SDN)	d				1041												1141
Swaythling (SWG)	d				1044												1144
Southampton Airport Parkway (SOA)	← d	1038			1047	1103		1108						1138			1147 1203
Portsmouth Harbour (PMH)	d		0955														1055
Portsmouth & Southsea (PMS)	d		1000														1100
Fratton (FTN)	d		1004														1104
Hilsea (HLS)	d		1008														1108
Cosham (CSA)	d		1013														1113
Portchester (PTC)	d		1018														1118
Fareham (FRM)	d		1024														1124
Botley (BOE)	d		1032														1132
Hedge End (HDE)	d		1036														1136
Eastleigh (ESL)	3 a		1043	1050	1106												1143 1150 1206
Eastleigh (ESL)	3 d		1043	1051	1114				1114								1143 1151 1214
Chandlers Ford (CFR)	d			1056	→												1156 →
Romsey (ROM)	a			1103													1203
Shawford (SHW)	d								1119								
Winchester (WIN)	d	1048	1053					1118	1124a		1132			1148	1153		
Micheldever (MIC)	d		1101												1201		
Basingstoke (BSK)	a		1111					1134			1147				1211		
Reading (RDG)	7 a										1207						
Fleet (FLE)	a		1123														1223
Farnborough (Main) (FNB)	a		1128														1228
Woking (WOK)	a	1120	1138											1220	1238		
Clapham Junction (CLJ)	10 a							1211									
London Waterloo (WAT)	↻ 15 a	1150	1209					1224						1248	1306		

NOTES (see introductory pages for explanation of train operator codes and standard symbols)

- a Arrival time
- d Departure time
- B To Manchester Piccadilly
- E From Salisbury
- F To Gloucester
- G Runs until 2 November

**Weymouth, Bournemouth, Yarmouth (IOW), Lymington, Southampton, Portsmouth and Fareham to Winchester and London**

**Saturdays from 28 September**

Operator	SW	SW	SW	XC B B B	SW B	SW	SW	SW	SW E	SW	SW	SW	SW	SW	GW F	XC B B	SW B
Days of operation/Notes 1st Class/Reservations/Bus/Ferry Catering facilities	□	□	□	□ ◇ ⚓	⚓	□	□	□	□	□	□	□	□	□	□	□ ◇ ⚓	⚓
Weymouth (WEY)	d	1017						1100						1117		1130	
Upwey (UPW)	d	1021												1121		1135	
Dorchester West (DCW)	a														1143		
Dorchester South (DCH)	d	1030						1110						1130			
Moreton (Dorset) (MTN)	d	1036												1136			
Wool (WOO)	d	1042												1142			
Wareham (WRM)	d	1051						1126						1151			
Holton Heath (HOL)	d	1054												1154			
Hamworthy (HAM)	d	1059						1133						1159			
Poole (POO)	4 a	1104						1138						1204			
Poole (POO)	4 d	1058	1105					1139						1158	1205		
Parkstone (Dorset) (PKS)	d	1102						1143						1202			
Branksome (BSM)	d	1106						1146						1206			
Bournemouth (BMH)	a	1111	1116					1153						1211	1216		
Bournemouth (BMH)	d	1120		1145				1157				1202		1220		1245	
Pokesdown (POK)	d	1124										1206		1224			
Christchurch (CHR)	d	1128										1210		1228			
Hinton Admiral (HNA)	d											1215					
New Milton (NWM)	d	1135										1219		1235			
Sway (SWY)	d											1224					
Yarmouth (I.O.W.) (YMH)	d				1105												1205
Lymington Pier (LYP)	a				1145												1245
Lymington Pier (LYP)	d					1157								1227			
Lymington Town (LYT)	d					1159								1229			
Brockenhurst (BCU)	3 a	1143				1207	1213					1229	1237	1243			
Brockenhurst (BCU)	3 d	1144					1214					1230		1244			
Beaulieu Road (BEU)	d											1235					
Ashurst New Forest (ANF)	d											1239					
Totton (TTN)	d											1244					
Redbridge (RDB)	d											1227					
Millbrook (Hants) (MBK)	d											1231					
Southampton Central (SOU)	a	1158		1213				1228	1234	1252				1258		1313	
Southampton Central (SOU)	d	1200		1215				1230	1236	1255				1300		1315	
St Denys (SDN)	d								1241								
Swaythling (SWG)	d								1244								
Southampton Airport Parkway (SOA)	← d	1208		1223				1238		1247	1303			1308		1323	
Portsmouth Harbour (PMH)	d							1155									
Portsmouth & Southsea (PMS)	d							1200									
Fratton (FTN)	d							1204									
Hilsea (HLS)	d							1208									
Cosham (CSA)	d							1213									
Portchester (PTC)	d							1218									
Fareham (FRM)	d							1224									
Botley (BOE)	d							1232									
Hedge End (HDE)	d							1236									
Eastleigh (ESL)	3 a			←				1243	1250	1306					←		
Eastleigh (ESL)	3 d			1214				1243	1251	1314					1314		
Chandlers Ford (CFR)	d								1256	→							
Romsey (ROM)	a								1303								
Shawford (SHW)	d			1219											1319		
Winchester (WIN)	d	1218	1224a	1231				1248	1253					1318	1324a		1332
Micheldever (MIC)	d								1301								
Basingstoke (BSK)	a	1234		1246					1311					1334			1347
Reading (RDG)	7 a			1306													1409
Fleet (FLE)	a								1323								
Farnborough (Main) (FNB)	a								1328								
Woking (WOK)	a							1320	1338								
Clapham Junction (CLJ)	10 a	1311												1411			
London Waterloo (WAT)	↻ 15 a	1320						1349	1404					1420			

**NOTES** (see introductory pages for explanation of train operator codes and standard symbols)

- a Arrival time
- d Departure time
- B To Manchester Piccadilly
- E From Salisbury
- F To Gloucester

## Weymouth, Bournemouth, Yarmouth (IOW), Lymington, Southampton, Portsmouth and Fareham to Winchester and London

Saturdays from 28 September

Operator	SW	SW	SW	SW	SW	SW	SW	SW	SW	SW	XC B	SW	SW	SW	SW	SW	SW	SW
Days of operation/Notes 1st Class/Reservations/Bus/Ferry Catering facilities	□	□	□	E □	□	□	□	□	□	□	□ ◇ ⌘	☰	□	□	□	E □	□	□
Weymouth (WEY)	d	1200							1217					1300				
Upwey (UPW)	d								1221									
Dorchester West (DCW)	a																	
Dorchester South (DCH)	d	1210							1230					1310				
Moreton (Dorset) (MTN)	d								1236									
Wool (WOO)	d								1242									
Wareham (WRM)	d	1226							1251					1326				
Holton Heath (HOL)	d								1254									
Hamworthy (HAM)	d	1233							1259					1333				
Poole (POO)	4 a	1238							1304					1338				
Poole (POO)	4 d	1239							1258 1305					1339				
Parkstone (Dorset) (PKS)	d	1243							1302					1343				
Branksome (BSM)	d	1246							1306					1346				
Bournemouth (BMH)	a	1253							1311 1316					1353				
Bournemouth (BMH)	d	1257				1302			1320		1345			1357				1402
Pokesdown (POK)	d					1306			1324									1406
Christchurch (CHR)	d					1310			1328									1410
Hinton Admiral (HNA)	d					1315												1415
New Milton (NWM)	d					1319			1335									1419
Sway (SWY)	d					1324												1424
Yarmouth (I.O.W.) (YMH)	☰ d											1305						
Lymington Pier (LYP)	☰ a											1345						
Lymington Pier (LYP)	d	1257						1327					1357					1427
Lymington Town (LYT)	d	1259						1329					1359					1429
Brockenhurst (BCU)	3 a	1307	1313			1329	1337	1343					1407	1413				1429
Brockenhurst (BCU)	3 d		1314			1330		1344						1414				1430
Beaulieu Road (BEU)	d																	1436
Ashurst New Forest (ANF)	d					1339												1440
Totton (TTN)	d					1344												1445
Redbridge (RDB)	d					1327												1427
Millbrook (Hants) (MBK)	d					1331												1431
Southampton Central (SOU)	a	1328				1334	1352	1358			1413			1428				1434 1452
Southampton Central (SOU)	d	1330				1336	1355	1400			1415			1430				1436 1455
St Denys (SDN)	d					1341												1441
Swaythling (SWG)	d					1344												1444
Southampton Airport Parkway (SOA)	← d	1338				1347	1403	1408			1423			1438				1447 1503
Portsmouth Harbour (PMH)	☰ d					1255												1355
Portsmouth & Southsea (PMS)	d					1300												1400
Fratton (FTN)	d					1304												1404
Hilsea (HLS)	d					1308												1408
Cosham (CSA)	d					1313												1413
Portchester (PTC)	d					1318												1418
Fareham (FRM)	d					1324												1424
Botley (BOE)	d					1332												1432
Hedge End (HDE)	d					1336												1436
Eastleigh (ESL)	3 a					1343	1350	1406			←							1443 1450 1506
Eastleigh (ESL)	3 d					1343	1351	1414			1414							1443 1451 1514
Chandlers Ford (CFR)	d					1356	→											1456 →
Romsey (ROM)	a					1403												1503
Shawford (SHW)	d										1419							
Winchester (WIN)	d	1348	1353					1418	1424a	1431				1448	1453			
Micheldever (MIC)	d					1401									1501			
Basingstoke (BSK)	a					1411		1434		1446					1511			
Reading (RDG)	7 a										1505							
Fleet (FLE)	a					1425												1523
Farnborough (Main) (FNB)	a					1431												1528
Woking (WOK)	a	1420	1441											1520	1538			
Clapham Junction (CLJ)	10 a							1511										
London Waterloo (WAT)	⊕ 15 a	1449	1506					1520						1549	1604			

NOTES (see introductory pages for explanation of train operator codes and standard symbols)

- a Arrival time
- d Departure time
- B To Manchester Piccadilly
- E From Salisbury

**Weymouth, Bournemouth, Yarmouth (IOW), Lymington, Southampton, Portsmouth and Fareham to Winchester and London**

**Saturdays from 28 September**

Operator	SW	SW	SW	GW	XC	SW	SW	SW	SW	SW	SW	SW	SW	SW	SW	XC	SW
Days of operation/Notes 1st Class/Reservations/Bus/Ferry Catering facilities	□	□	□	F	B ◇ ⚓	⚓	□	□	□	E □	□	□	□	□	□	B ◇ ⚓	⚓
Weymouth (WEY)	d	1317		1330				1400							1417		
Upwey (UPW)	d	1321		1335											1421		
Dorchester West (DCW)	a			1343													
Dorchester South (DCH)	d	1330						1410							1430		
Moreton (Dorset) (MTN)	d	1336													1436		
Wool (WOO)	d	1342													1442		
Wareham (WRM)	d	1351						1426							1451		
Holton Heath (HOL)	d	1354													1454		
Hamworthy (HAM)	d	1359						1433							1459		
Poole (POO)	4 a	1404						1438							1504		
Poole (POO)	4 d	1358	1405					1439						1458	1505		
Parkstone (Dorset) (PKS)	d	1402						1443						1502			
Branksome (BSM)	d	1406						1446						1506			
Bournemouth (BMH)	a	1411	1416					1453						1511	1516		
Bournemouth (BMH)	d	1420			1445			1457			1502			1520		1545	
Pokesdown (POK)	d	1424								1506				1524			
Christchurch (CHR)	d	1428								1510				1528			
Hinton Admiral (HNA)	d									1515							
New Milton (NWM)	d	1435								1519				1535			
Sway (SWY)	d									1524							
Yarmouth (I.O.W.) (YMH)	⚓ d					1405											1505
Lymington Pier (LYP)	⚓ a					1445											1545
Lymington Pier (LYP)	d							1457					1527				
Lymington Town (LYT)	d							1459					1529				
Brockenhurst (BCU)	3 a	1443						1507	1513			1529	1537	1543			
Brockenhurst (BCU)	3 d	1444							1514			1530		1544			
Beaulieu Road (BEU)	d																
Ashurst New Forest (ANF)	d											1539					
Totton (TTN)	d											1544					
Redbridge (RDB)	d										1527						
Millbrook (Hants) (MBK)	d										1531						
Southampton Central (SOU)	a	1458		1513				1528		1534	1552			1558		1613	
Southampton Central (SOU)	d	1500		1515				1530		1536	1555			1600		1615	
St Denys (SDN)	d									1541							
Swaythling (SWG)	d									1544							
Southampton Airport Parkwy (SOA)	⚓ d	1508		1523				1538		1547	1603			1608		1623	
Portsmouth Harbour (PMH)	⚓ d									1455							
Portsmouth & Southsea (PMS)	d									1500							
Fratton (FTN)	d									1504							
Hilsea (HLS)	d									1508							
Cosham (CSA)	d									1513							
Portchester (PTC)	d									1518							
Fareham (FRM)	d									1524							
Botley (BOE)	d									1532							
Hedge End (HDE)	d									1536							
Eastleigh (ESL)	3 a		←							1543	1550	1607			←		
Eastleigh (ESL)	3 d		1514							1543	1551	1614			1614		
Chandlers Ford (CFR)	d									1556	→						
Romsey (ROM)	a									1603							
Shawford (SHW)	d		1519												1620		
Winchester (WIN)	d	1518	1524a		1533			1548	1553					1618	1625a	1631	
Micheldever (MIC)	d								1601								
Basingstoke (BSK)	a	1534			1548				1611					1634		1646	
Reading (RDG)	7 a				1606											1706	
Fleet (FLE)	a									1623							
Farnborough (Main) (FNB)	a									1628							
Woking (WOK)	a							1620	1638								
Clapham Junction (CLJ)	10 a	1610												1711			
London Waterloo (WAT)	15 a	1619						1648	1704					1720			

**NOTES** (see introductory pages for explanation of train operator codes and standard symbols)

- a Arrival time
- d Departure time
- B To Manchester Piccadilly
- E From Salisbury
- F To Gloucester

**Weymouth, Bournemouth, Yarmouth (IOW), Lymington, Southampton, Portsmouth and Fareham to Winchester and London**

**Saturdays from 28 September**

Operator Days of operation/Notes 1st Class/Reservations/Bus/Ferry Catering facilities	SW □	SW □	SW □	SW E □	SW □	SW □	SW □	SW □	SW □	SW □	GW F	XC B □◇ ⚓	SW □	SW □	SW □	SW □	SW E □	SW □	
Weymouth (WEY)	d	1500								1517		1530							
Upwey (UPW)	d									1521		1535							
Dorchester West (DCW)	a											1543							
Dorchester South (DCH)	d	1510								1530									1610
Moreton (Dorset) (MTN)	d									1536									
Wool (WOO)	d									1542									
Wareham (WRM)	d	1526								1551									1626
Holton Heath (HOL)	d									1554									
Hamworthy (HAM)	d	1533								1559									1633
Poole (POO)	4 a	1538								1604									1638
Poole (POO)	4 d	1539								1558 1605									1639
Parkstone (Dorset) (PKS)	d	1543								1602									1643
Branksome (BSM)	d	1546								1606									1646
Bournemouth (BMH)	a	1553								1611 1616									1653
Bournemouth (BMH)	d	1557								1620			1645						1657
Pokesdown (POK)	d									1606									
Christchurch (CHR)	d									1610									
Hinton Admiral (HNA)	d									1615									
New Milton (NWM)	d									1619									
Sway (SWY)	d									1624									
Yarmouth (I.O.W.) (YMH)	d													1605					
Lymington Pier (LYP)	a													1645					
Lymington Pier (LYP)	d	1557								1627					1657				
Lymington Town (LYT)	d	1559								1629					1659				
Brockenhurst (BCU)	3 a	1607	1613							1629 1637					1707	1713			
Brockenhurst (BCU)	3 d		1614							1630						1714			
Beaulieu Road (BEU)	d									1636									
Ashurst New Forest (ANF)	d									1640									
Totton (TTN)	d									1645									
Redbridge (RDB)	d									1627									1727
Millbrook (Hants) (MBK)	d									1631									1731
Southampton Central (SOU)	a		1628							1634 1652			1713			1728			1734
Southampton Central (SOU)	d		1630							1636 1655			1715			1730			1736 1741
St Denys (SDN)	d									1641									1741 1746
Swaythling (SWG)	d									1644									1744 1749
Southampton Airport Parkway (SOA)	← d		1638							1647 1703			1723			1738			1747 1752
Portsmouth Harbour (PMH)	d									1555									1655
Portsmouth & Southsea (PMS)	d									1600									1700
Fratton (FTN)	d									1604									1704
Hilsea (HLS)	d									1608									1708
Cosham (CSA)	d									1613									1713
Portchester (PTC)	d									1618									1718
Fareham (FRM)	d									1624									1724
Botley (BOE)	d									1632									1732
Hedge End (HDE)	d									1636									1736
Eastleigh (ESL)	3 a									1643 1650 1706									1743 1750 1756
Eastleigh (ESL)	3 d									1643 1651 1714									1743 1751 1759
Chandlers Ford (CFR)	d									1656									1756
Romsey (ROM)	a									1703									1803
Shawford (SHW)	d												1719						1804
Winchester (WIN)	d		1648	1653									1732			1748	1753		1810
Micheldever (MIC)	d			1701															1801 1819
Basingstoke (BSK)	a			1711									1747						1811 1829
Reading (RDG)	7 a												1808						
Fleet (FLE)	a																		1823
Farnborough (Main) (FNB)	a																		1828
Woking (WOK)	a			1720	1738														1820 1838
Clapham Junction (CLJ)	10 a																		
London Waterloo (WAT)	↻ 15 a																		1811 1820
			1748	1804															1847 1904

**NOTES** (see introductory pages for explanation of train operator codes and standard symbols)

- a Arrival time
- d Departure time
- B To Manchester Piccadilly
- E From Salisbury
- F To Gloucester

Weymouth, Bournemouth, Yarmouth (IOW), Lymington, Southampton, Portsmouth and Fareham to Winchester and London

Saturdays from 28 September

Operator	SW	SW	SW	SW	SW	XC B	SW	SW	SW	SW	SW	SW	SW	SW	SW	SW	SW	SW	GW H
Days of operation/Notes 1st Class/Reservations/Bus/Ferry Catering facilities	□	□	□	□	□	□◇ ⚓	⚓	□	□	□	□	□	□	□	□	□	□	□	
Weymouth (WEY)	d				1617							1700						1717	1735
Upwey (UPW)	d				1621													1721	1740
Dorchester West (DCW)	a																		1748
Dorchester South (DCH)	d				1630							1710						1730	
Moreton (Dorset) (MTN)	d				1636													1736	
Wool (WOO)	d				1642													1742	
Wareham (WRM)	d				1651							1726						1751	
Holton Heath (HOL)	d				1654													1754	
Hamworthy (HAM)	d				1659							1733						1759	
Poole (POO)	4 a				1704							1738						1804	
Poole (POO)	4 d				1658 1705							1739						1758 1805	
Parkstone (Dorset) (PKS)	d				1702							1743						1802	
Branksome (BSM)	d				1706							1746						1806	
Bournemouth (BMH)	a				1711 1716							1753						1811 1816	
Bournemouth (BMH)	d	1702			1720		1745					1757						1802	1820
Pokesdown (POK)	d	1706			1724													1806	1824
Christchurch (CHR)	d	1710			1728													1810	1828
Hinton Admiral (HNA)	d	1715																1815	
New Milton (NWM)	d	1719			1735													1819	1835
Sway (SWY)	d	1724																1824	
Yarmouth (I.O.W.) (YMH)	⚓ d							1705											
Lymington Pier (LYP)	⚓ a							1745											
Lymington Pier (LYP)	d		1727						1757									1827	
Lymington Town (LYT)	d		1729						1759									1829	
Brockenhurst (BCU)	3 a	1729	1737		1743				1807		1813						1829	1837	1843
Brockenhurst (BCU)	3 d	1730			1744						1814							1830	1844
Beaulieu Road (BEU)	d																	1836	
Ashurst New Forest (ANF)	d	1739																1840	
Totton (TTN)	d	1744																1845	
Redbridge (RDB)	d																	1827	
Millbrook (Hants) (MBK)	d																	1831	
Southampton Central (SOU)	a	1752			1758		1813				1828		1834	1852				1858	
Southampton Central (SOU)	d	1755			1800		1815				1830		1836	1855				1900	
St Denys (SDN)	d																	1841	
Swaythling (SWG)	d																	1844	
Southampton Airport Parkway (SOA)	← d	1803			1808		1823				1838		1847	1903				1908	
Portsmouth Harbour (PMH)	⚓ d											1755							
Portsmouth & Southsea (PMS)	d											1800							
Fratton (FTN)	d											1804							
Hilsea (HLS)	d											1808							
Cosham (CSA)	d											1813							
Portchester (PTC)	d											1818							
Fareham (FRM)	d											1824							
Botley (BOE)	d											1832							
Hedge End (HDE)	d											1836							
Eastleigh (ESL)	3 a	1806				←						1843	1850	1906					←
Eastleigh (ESL)	3 d	1814				1814						1843	1851	1914					1914
Chandlers Ford (CFR)	d	←											1856	←					
Romsey (ROM)	a												1903						
Shawford (SHW)	d					1819													1919
Winchester (WIN)	d				1818	1824a	1831				1848	1853						1918	1924a
Micheldever (MIC)	d											1901							
Basingstoke (BSK)	a				1834		1846					1911						1934	
Reading (RDG)	7 a						1906												
Fleet (FLE)	a												1923						
Farnborough (Main) (FNB)	a												1928						
Woking (WOK)	a											1920	1938						
Clapham Junction (CLJ)	10 a				1911													2011	
London Waterloo (WAT)	⊕ 15 a				1920							1947	2004					2020	

NOTES (see introductory pages for explanation of train operator codes and standard symbols)

- a Arrival time
- d Departure time
- B To Manchester Piccadilly
- E From Salisbury
- H To Bristol Temple Meads



## Weymouth, Bournemouth, Yarmouth (IOW), Lymington, Southampton, Portsmouth and Fareham to Winchester and London

**Saturdays** from 28 September

Operator Days of operation/Notes 1st Class/Reservations/Bus/Ferry Catering facilities	XC B 1 1 1	SW 1	SW 1	SW 1	SW 1	SW E 1	SW 1	SW 1	SW 1	SW 1	SW 1	SW 1	XC J 1 1	SW 1	SW 1	SW 1	SW K 1	SW E 1		
Weymouth (WEY)	d				1759													1900		
Upwey (UPW)	d																		1821	
Dorchester West (DCW)	a																			
Dorchester South (DCH)	d				1810														1830	
Moreton (Dorset) (MTN)	d																		1836	
Wool (WOO)	d																		1842	
Wareham (WRM)	d				1826														1851	
Holton Heath (HOL)	d																		1854	
Hamworthy (HAM)	d				1833														1859	
Poole (POO)	4 a				1838														1904	
Poole (POO)	4 d				1839														1858 1905	
Parkstone (Dorset) (PKS)	d				1843														1902	
Branksome (BSM)	d				1846														1906	
Bournemouth (BMH)	a				1853														1911 1916	
Bournemouth (BMH)	d	1845			1857				1902					1920					1945	
Pokesdown (POK)	d								1906					1924					1957	
Christchurch (CHR)	d								1910					1928						
Hinton Admiral (HNA)	d								1915											
New Milton (NWM)	d								1919					1935						
Sway (SWY)	d								1924											
Yarmouth (I.O.W.) (YMH)	d		1805																1905	
Lymington Pier (LYP)	a		1845																1945	
Lymington Pier (LYP)	d			1857						1927									1957	
Lymington Town (LYT)	d			1859						1929									1959	
Brockenhurst (BCU)	3 a			1907	1913				1929	1937				1943				1959	2013	
Brockenhurst (BCU)	3 d				1914				1930					1944				2000	2014	
Beaulieu Road (BEU)	d																			
Ashurst New Forest (ANF)	d								1940											
Totton (TTN)	d								1945											
Redbridge (RDB)	d								1927										2027	
Millbrook (Hants) (MBK)	d								1931										2031	
Southampton Central (SOU)	a	1913			1928				1934	1952				1958				2013	2028	2034
Southampton Central (SOU)	d	1915			1930				1936	1955				2000				2015	2030	2036
St Denys (SDN)	d								1941											2041
Swaythling (SWG)	d								1944											2044
Southampton Airport Parkway (SOA)	1 a	1923			1938				1947	2003				2008				2023	2038	2047
Portsmouth Harbour (PMH)	d					1855														1955
Portsmouth & Southsea (PMS)	d					1900														2000
Fratton (FTN)	d					1904														2004
Hilsea (HLS)	d					1908														2008
Cosham (CSA)	d					1913														2013
Portchester (PTC)	d					1918														2018
Fareham (FRM)	d					1924														2024
Botley (BOE)	d					1932														2032
Hedge End (HDE)	d					1936														2036
Eastleigh (ESL)	3 a					1943	1950	2006												2046 2050
Eastleigh (ESL)	3 d					1943	1951	2014						2014						2046 2051
Chandlers Ford (CFR)	d						1956													2056
Romsey (ROM)	a						2003													2103
Shawford (SHW)	d																			
Winchester (WIN)	d	1932			1948	1953								2018	2024a	2032			2048	2056
Micheldever (MIC)	d					2001														2104
Basingstoke (BSK)	a	1947				2013								2034		2047				2114
Reading (RDG)	7 a	2010														2106				
Fleet (FLE)	a					2025														2140
Farnborough (Main) (FNB)	a					2030														2145
Woking (WOK)	a				2020	2040													2120	2158
Clapham Junction (CLJ)	10 a													2111						2229
London Waterloo (WAT)	15 a				2046	2109								2120					2149	2239

**NOTES** (see introductory pages for explanation of train operator codes and standard symbols)

- a Arrival time
- d Departure time
- B To Manchester Piccadilly
- E From Salisbury
- J To Birmingham New Street
- K Also calls at Hook 2131, Winchfield 2135, Brookwood 2153, Weybridge 2205, Walton-On-Thames 2209 and Surbiton 2215

**Weymouth, Bournemouth, Yarmouth (IOW), Lymington, Southampton, Portsmouth and Fareham to Winchester and London**

**Saturdays from 28 September**

Operator	SW	SW	SW	SW	SW	SW	SW	SW	SW	SW	SW	SW	SW	SW	SW	SW	SW	SW
Days of operation/Notes	□	□	□	□	□	□	□	□	□	□	□	□	□	□	□	□	□	□
1st Class/Reservations/Bus/Ferry	□	□	□	□	□	□	□	□	□	□	□	□	□	□	□	□	□	□
Weymouth (WEY)	d			1917											2007	2040	2055	
Upwey (UPW)	d			1921											2011	2045	2059	
Dorchester West (DCW)	a															2053		
Dorchester South (DCH)	d			1930											2019		2107	
Moreton (Dorset) (MTN)	d			1936											2025		2113	
Wool (WOO)	d			1942											2031		2119	
Wareham (WRM)	d			1951											2040		2128	
Holton Heath (HOL)	d			1954														
Hamworthy (HAM)	d			1959											2046		2134	
Poole (POO)	4 a			2004											2051		2139	
Poole (POO)	4 d			1958	2005				2037						2052		2140	
Parkstone (Dorset) (PKS)	d			2002					2041						2056		2144	
Branksome (BSM)	d			2006					2045						2100		2148	
Bournemouth (BMH)	a			2011	2016				2051						2106		2154	
Bournemouth (BMH)	d	2002		2020					2056						2110		2157	
Pokesdown (POK)	d	2006		2024											2114			
Christchurch (CHR)	d	2010		2028											2118			
Hinton Admiral (HNA)	d	2015													2123			
New Milton (NWM)	d	2019		2035											2128			
Sway (SWY)	d	2024													2132			
Yarmouth (I.O.W.) (YMH)	d							2005										2105
Lymington Pier (LYP)	a							2045										2145
Lymington Pier (LYP)	d		2027					2057						2127				2203
Lymington Town (LYT)	d		2029					2059						2129				2205
Brockenhurst (BCU)	3 a	2029	2037	2043				2107	2111					2137	2138		2213	2213
Brockenhurst (BCU)	3 d	2030		2044					2112						2139		2214	
Beaulieu Road (BEU)	d	2036																
Ashurst New Forest (ANF)	d	2040													2147			
Totton (TTN)	d	2045													2152			
Redbridge (RDB)	d													2127				
Millbrook (Hants) (MBK)	d													2131				
Southampton Central (SOU)	a	2052		2058				2128						2134		2158		2228
Southampton Central (SOU)	d	2055		2100				2130						2136		2200		2230
St Denys (SDN)	d													2141				
Swaythling (SWG)	d													2144				
Southampton Airport Parkwy (SOA) ←	d	2103		2108				2138						2147		2208		2238
Portsmouth Harbour (PMH)	d								2055				2123					
Portsmouth & Southsea (PMS)	d								2100				2127					
Fratton (FTN)	d								2104				2131					
Hilsea (HLS)	d								2108									
Cosham (CSA)	d								2113									
Portchester (PTC)	d								2118									
Fareham (FRM)	d								2124				2148					
Botley (BOE)	d								2132									
Hedge End (HDE)	d								2136									
Eastleigh (ESL)	3 a	2106							2143	2150	2201				2211		2242	
Eastleigh (ESL)	3 d	2114			2114				2144	2151					2212		2247	
Chandlers Ford (CFR)	d	↳								2156								
Romsey (ROM)	a									2203								
Shawford (SHW)	d				2119										2217			
Winchester (WIN)	d			2118	2124a			2148	2153						2223		2256	
Micheldever (MIC)	d								2202									
Basingstoke (BSK)	a			2134					2215						2239		2312	
Reading (RDG)	7 a																	
Fleet (FLE)	a								2240									
Farnborough (Main) (FNB)	a								2245									
Woking (WOK)	a			2154				2219	2258						2300		2334	
Clapham Junction (CLJ)	10 a			2214					2327						2323		0002	
London Waterloo (WAT)	15 a			2223				2244	2336						2332		0012	

**NOTES (see introductory pages for explanation of train operator codes and standard symbols)**

- a Arrival time
- d Departure time
- E From Salisbury
- G Runs until 2 November
- H To Bristol Temple Meads
- L Also calls at Hook 2231, Winchfield 2235, Brookwood 2253, Weybridge 2305, Walton-On-Thames 2309 and Surbiton 2316
- M To Westbury

## Weymouth, Bournemouth, Yarmouth (IOW), Lymington, Southampton, Portsmouth and Fareham to Winchester and London

**Saturdays** from 28 September

Operator	SW	SW	SW	SW	SW	SW	SW	SW
Days of operation/Notes	□	E □	N □	G □	□	□	□	□
1st Class/Reservations/Bus/Ferry	□	□	□	□	□	□	□	□
Weymouth (WEY)	d						2211	2309
Upwey (UPW)	d						2215	2313
Dorchester West (DCW)	a							
Dorchester South (DCH)	d						2223	2321
Moreton (Dorset) (MTN)	d						2229	2327
Wool (WOO)	d						2235	2333
Wareham (WRM)	d						2243	2342
Holton Heath (HOL)	d							
Hamworthy (HAM)	d						2249	2348
Poole (POO)	4 a						2254	2353
Poole (POO)	4 d		2152				2255	2354
Parkstone (Dorset) (PKS)	d		2156				2259	
Branksome (BSM)	d		2159				2303	
Bournemouth (BMH)	a		2205				2309	0003
Bournemouth (BMH)	d		2210				2311	
Pokesdown (POK)	d		2214				2314	
Christchurch (CHR)	d		2218				2318	
Hinton Admiral (HNA)	d		2223				2323	
New Milton (NWM)	d		2227				2328	
Sway (SWY)	d		2232				2332	
Yarmouth (I.O.W.) (YMH)	d			2150				
Lymington Pier (LYP)	a			2230				
Lymington Pier (LYP)	d				2236			
Lymington Town (LYT)	d				2238			
Brockenhurst (BCU)	3 a		2237		2246		2338	
Brockenhurst (BCU)	3 d		2238				2339	
Beaulieu Road (BEU)	d							
Ashurst New Forest (ANF)	d		2246				2346	
Totton (TTN)	d		2251				2351	
Redbridge (RDB)	d	2227						
Millbrook (Hants) (MBK)	d	2231						
Southampton Central (SOU)	a	2234	2257				2357	
Southampton Central (SOU)	d	2235	2300				2359	
St Denys (SDN)	d	2240					0004	
Swaythling (SWG)	d	2243					0007	
Southampton Airport Parkwy (SOA)	← d	2246	2308				0010	
Portsmouth Harbour (PMH)	d	2155				2324		
Portsmouth & Southsea (PMS)	d	2200				2328		
Fratton (FTN)	d	2204				2332		
Hilsea (HLS)	d	2208				2336		
Cosham (CSA)	d	2213				2342		
Portchester (PTC)	d	2218				2347		
Fareham (FRM)	d	2224				2353		
Botley (BOE)	d	2232				0001		
Hedge End (HDE)	d	2236				0005		
Eastleigh (ESL)	3 a	2243	2250	2311		0011	0014	
Eastleigh (ESL)	3 d		2250	2312		0018		
Chandlers Ford (CFR)	d		2255					
Romsey (ROM)	a		2303					
Shawford (SHW)	d			2319				
Winchester (WIN)	d			2325		0028a		
Micheldever (MIC)	d			2333				
Basingstoke (BSK)	a			2343				
Reading (RDG)	7 a							
Fleet (FLE)	a			0001				
Farnborough (Main) (FNB)	a			0006				
Woking (WOK)	a			0018				
Clapham Junction (CLJ)	10 a			0053				
London Waterloo (WAT)	↻ 15 a			0103				

### NOTES (see introductory pages for explanation of train operator codes and standard symbols)

- a Arrival time
- d Departure time
- E From Salisbury
- G Runs until 2 November
- N Also calls at Hook 2351, Winchfield 2355, Brookwood 0013, West Byfleet 0024, Weybridge 0029, Walton-On-Thames 0033, Surbiton 0039 and Wimbledon 0047

Weymouth, Bournemouth, Yarmouth (IOW), Lymington, Southampton, Portsmouth and Fareham to Winchester and London

**Sundays until 15 September**

Operator Days of operation/Notes 1st Class/Reservations/Bus/Ferry Catering facilities	SW	SW	SW	SW	SW	SW	SW	SW	SW	SW	XC	SW	GW	SW	SW	SW	SW	SW	
	1	1	1		1	A	1	1	1	A	B 1 1	1	C	A	1	1	1	A	
Weymouth (WEY)	d											0748	0801						
Upwey (UPW)	d											0752							
Dorchester West (DCW)	a												0812						
Dorchester South (DCH)	d											0800							
Moreton (Dorset) (MTN)	d											0807							
Wool (WOO)	d											0813							
Wareham (WRM)	d											0820							
Holton Heath (HOL)	d																		
Hamworthy (HAM)	d											0827							
Poole (POO)	4 a											0831							
Poole (POO)	4 d					0720			0750			0832					0855		
Parkstone (Dorset) (PKS)	d					0724			0754			0836							
Branksome (BSM)	d					0727			0757			0840							
Bournemouth (BMH)	a					0732			0802			0846					0904		
Bournemouth (BMH)	d					0736			0806			0850					0906		
Pokesdown (POK)	d					0740			0810								0910		
Christchurch (CHR)	d					0744			0814								0914		
Hinton Admiral (HNA)	d					0749			0819								0919		
New Milton (NWM)	d					0753			0823			0901					0923		
Sway (SWY)	d					0758			0828								0928		
Yarmouth (I.O.W.) (YMH)	d				0700														
Lymington Pier (LYP)	a				0740														
Lymington Pier (LYP)	d															0914			
Lymington Town (LYT)	d															0916			
Brockenhurst (BCU)	3 a					0802			0832			0908			0924		0932		
Brockenhurst (BCU)	3 d					0803			0833			0909					0933		
Beaulieu Road (BEU)	d								0839								0939		
Ashurst New Forest (ANF)	d					0813			0843								0943		
Totton (TTN)	d					0818			0848								0948		
Redbridge (RDB)	d						0846								0939				
Millbrook (Hants) (MBK)	d						0850								0943				
Southampton Central (SOU)	a					0824	0852		0853			0924		0945			0953		
Southampton Central (SOU)	d	0655		0755		0826	0859		0855		0859	0915	0925		0959		0955	0959	
St Denys (SDN)	d										0904							1004	
Swaythling (SWG)	d										0907							1007	
Southampton Airport Parkwy (SOA)	d	0703		0803		0834			0903		0910	0923	0933				1003	1010	
Portsmouth Harbour (PMH)	d		0717						0817								0917		
Portsmouth & Southsea (PMS)	d		0722						0822								0922		
Fratton (FTN)	d		0726						0826								0926		
Hilsea (HLS)	d		0730						0830								0930		
Cosham (CSA)	d		0735						0835								0935		
Portchester (PTC)	d		0740						0840								0940		
Fareham (FRM)	d		0746						0846								0946		
Botley (BOE)	d		0753						0853								0953		
Hedge End (HDE)	d		0758						0858								0958		
Eastleigh (ESL)	3 a	0707		0807					0904	0907	0914						1004	1007	1014
Eastleigh (ESL)	3 d	0711		0811					0911		0915						1011	1015	
Chandlers Ford (CFR)	d										0920							1020	
Romsey (ROM)	a										0928							1028	
Shawford (SHW)	d	0717		0817					0917								1017		
Winchester (WIN)	d	0723		0823		0843			0923		0931	0942					1023		
Micheldever (MIC)	d	0732		0832					0932								1032		
Basingstoke (BSK)	a	0742		0844		0901			0942		0947	0958					1042		
Reading (RDG)	7 a										1006								
Fleet (FLE)	a					0913													
Farnborough (Main) (FNB)	a					0918													
Woking (WOK)	a	0802		0903		0928			1002			1019					1102		
Clapham Junction (CLJ)	10 a	0832		0929		0959			1029			1041					1129		
London Waterloo (WAT)	15 a	0843		0940		1009			1040			1051					1139		

NOTES (see introductory pages for explanation of train operator codes and standard symbols)

- a Arrival time
- d Departure time
- A From Salisbury
- B To Manchester Piccadilly
- C To Cardiff Central

# Weymouth, Bournemouth, Yarmouth (IOW), Lymington, Southampton, Portsmouth and Fareham to Winchester and London

**Sundays** until 15 September

Operator	SW	XC B 1◇ ⚓	SW 1	SW 1	SW 1	SW A 1	SW 1	SW 1	SW A 1	XC B 1◇ ⚓	SW 1	SW 1	SW 1	SW 1	SW A 1	SW 1	SW 1
Days of operation/Notes 1st Class/Reservations/Bus/Ferry Catering facilities	1	1	1	1	1	1	1	1	1	1	1	1	1	1	1	1	1
Weymouth (WEY)	d		0848											0948			
Upwey (UPW)	d		0852											0952			
Dorchester West (DCW)	a																
Dorchester South (DCH)	d		0900											1000			
Moreton (Dorset) (MTN)	d		0907											1007			
Wool (WOO)	d		0913											1013			
Wareham (WRM)	d		0920											1020			
Holton Heath (HOL)	d																
Hamworthy (HAM)	d		0927											1027			
Poole (POO)	4 a		0931											1031			
Poole (POO)	4 d		0932					0955						1032			1055
Parkstone (Dorset) (PKS)	d		0936											1037			
Branksome (BSM)	d		0940											1041			
Bournemouth (BMH)	a		0946					1004						1047			1104
Bournemouth (BMH)	d	0940	0951					1006		1040				1050			1106
Pokesdown (POK)	d							1010									1110
Christchurch (CHR)	d							1014									1114
Hinton Admiral (HNA)	d							1019									1119
New Milton (NWM)	d		1002					1023				1101					1123
Sway (SWY)	d							1028									1128
Yarmouth (I.O.W.) (YMH)	1 d			0905										1005			
Lymington Pier (LYP)	1 a			0945										1045			
Lymington Pier (LYP)	d	0944			1014						1044				1114		
Lymington Town (LYT)	d	0946			1016						1046				1116		
Brockenhurst (BCU)	3 a	0954	0954	1008				1032			1054	1108		1124			1132
Brockenhurst (BCU)	3 d		0955	1009				1033				1109					1133
Beaulieu Road (BEU)	d							1039									1139
Ashurst New Forest (ANF)	d							1043									1143
Totton (TTN)	d							1048									1148
Redbridge (RDB)	d					1039										1139	
Millbrook (Hants) (MBK)	d					1043										1143	
Southampton Central (SOU)	a		1008	1023		1045		1053	←	1109		1123		1145		1153	
Southampton Central (SOU)	d		1015	1025		1059		1055		1059	1115		1125		1159		1155
St Denys (SDN)	d					←				1104					←		
Swaythling (SWG)	d									1107							
Southampton Airport Parkwy (SOA)	← d		1023	1033				1103		1110	1123		1132				1203
Portsmouth Harbour (PMH)	1 d							1017									1117
Portsmouth & Southsea (PMS)	d							1022									1122
Fratton (FTN)	d							1026									1126
Hilsea (HLS)	d							1030									1130
Cosham (CSA)	d							1035									1135
Portchester (PTC)	d							1040									1140
Fareham (FRM)	d							1046									1146
Botley (BOE)	d							1053									1153
Hedge End (HDE)	d							1058									1158
Eastleigh (ESL)	3 a							1104	1107	1114						1204	1207
Eastleigh (ESL)	3 d							1111		1115							1211
Chandlers Ford (CFR)	d									1120							
Romsey (ROM)	a									1128							
Shawford (SHW)	d							1117									1217
Winchester (WIN)	d		1031	1042				1123		1131		1142					1223
Micheldever (MIC)	d							1132									1232
Basingstoke (BSK)	a		1046	1058				1142		1146		1158					1242
Reading (RDG)	7 a		1106							1205							
Fleet (FLE)	a																
Farnborough (Main) (FNB)	a																
Woking (WOK)	a			1118				1203				1218					1302
Clapham Junction (CLJ)	10 a			1141				1227				1239					1327
London Waterloo (WAT)	15 a			1152				1237				1249					1337

**NOTES** (see introductory pages for explanation of train operator codes and standard symbols)

- a Arrival time
- d Departure time
- A From Salisbury
- B To Manchester Piccadilly

## Weymouth, Bournemouth, Yarmouth (IOW), Lymington, Southampton, Portsmouth and Fareham to Winchester and London

Sundays until 15 September

Operator	SW A	XC B	SW	SW	GW D	SW	SW	SW A	SW	SW	SW A	XC B	SW	SW	SW	SW	SW A
Days of operation/Notes 1st Class/Reservations/Bus/Ferry Catering facilities	□	□◇ ⚓	□	□	□	⚓	□	□	□	□	□	□◇ ⚓	□	□	⚓	□	□
Weymouth (WEY)	d			1048	1058											1148	
Upwey (UPW)	d			1052	1103											1152	
Dorchester West (DCW)	a				1111												
Dorchester South (DCH)	d			1100												1200	
Moreton (Dorset) (MTN)	d			1107												1207	
Wool (WOO)	d			1113												1213	
Wareham (WRM)	d			1120												1220	
Holton Heath (HOL)	d																
Hamworthy (HAM)	d			1127												1227	
Poole (POO)	4 a			1131												1231	
Poole (POO)	4 a			1132						1155						1232	
Parkstone (Dorset) (PKS)	d			1136												1236	
Branksome (BSM)	d			1140												1240	
Bournemouth (BMH)	a			1146							1204					1246	
Bournemouth (BMH)	d		1140	1150							1206		1240			1250	
Pokesdown (POK)	d										1210						
Christchurch (CHR)	d										1214						
Hinton Admiral (HNA)	d										1219						
New Milton (NWM)	d			1201							1223					1301	
Sway (SWY)	d										1228						
Yarmouth (I.O.W.) (YMH)	⚓ d					1105										1205	
Lymington Pier (LYP)	⚓ a					1145										1245	
Lymington Pier (LYP)	d			1144				1214					1244				1314
Lymington Town (LYT)	d			1146				1216					1246				1316
Brockenhurst (BCU)	3 a			1154	1208			1224					1254	1308			1324
Brockenhurst (BCU)	3 d				1209									1309			
Beaulieu Road (BEU)	d																
Ashurst New Forest (ANF)	d																
Totton (TTN)	d																
Redbridge (RDB)	d								1239								1339
Millbrook (Hants) (MBK)	d								1243								1343
Southampton Central (SOU)	a	←	1208	1223				1245		1253	←	1308		1323			1345
Southampton Central (SOU)	d	1159	1215	1225				1259		1255		1259	1315	1325			1359
St Denys (SDN)	d	1204						→				1304					→
Swaythling (SWG)	d	1207										1307					
Southampton Airport Parkwy (SOA)	← d	1210	1223	1232								1303	1310	1323		1333	
Portsmouth Harbour (PMH)	⚓ d									1217							
Portsmouth & Southsea (PMS)	d									1222							
Fratton (FTN)	d									1226							
Hilsea (HLS)	d									1230							
Cosham (CSA)	d									1235							
Portchester (PTC)	d									1240							
Fareham (FRM)	d									1246							
Botley (BOE)	d									1253							
Hedge End (HDE)	d									1258							
Eastleigh (ESL)	3 a	1214								1304	1307	1314					
Eastleigh (ESL)	3 d	1215								1311		1315					
Chandlers Ford (CFR)	d	1220										1320					
Romsey (ROM)	a	1228										1328					
Shawford (SHW)	d											1317					
Winchester (WIN)	d		1231	1242								1323	1331	1342			
Micheldever (MIC)	d											1332					
Basingstoke (BSK)	a		1246	1258								1342	1346	1358			
Reading (RDG)	7 a		1305									1406					
Fleet (FLE)	a																
Farnborough (Main) (FNB)	a																
Woking (WOK)	a			1318						1402				1418			
Clapham Junction (CLJ)	10 a			1339						1427				1439			
London Waterloo (WAT)	15 a			1349						1437				1449			

NOTES (see introductory pages for explanation of train operator codes and standard symbols)

- a Arrival time
- d Departure time
- A From Salisbury
- B To Manchester Piccadilly
- D To Swindon



### Weymouth, Bournemouth, Yarmouth (IOW), Lymington, Southampton, Portsmouth and Fareham to Winchester and London

**Sundays** until 15 September

Operator Days of operation/Notes 1st Class/Reservations/Bus/Ferry Catering facilities	SW	SW	SW	XC	SW	SW	SW	SW	SW	SW	SW	SW	SW	XC	SW	SW	GW	
	A	B	B	B	B	⚓	⚓	⚓	⚓	A	B	B	B	B	B	B	E	
Weymouth (WEY)	d					1248											1348	1415
Upwey (UPW)	d					1252											1352	1420
Dorchester West (DCW)	a																	1428
Dorchester South (DCH)	d					1300												1400
Moreton (Dorset) (MTN)	d					1307												1407
Wool (WOO)	d					1313												1413
Wareham (WRM)	d					1320												1420
Holton Heath (HOL)	d																	
Hamworthy (HAM)	d					1327												1427
Poole (POO)	4 a					1331												1431
Poole (POO)	4 d	1255				1332				1355								1432
Parkstone (Dorset) (PKS)	d					1337												1437
Branksome (BSM)	d					1341												1441
Bournemouth (BMH)	a	1304				1347				1404								1447
Bournemouth (BMH)	d	1306		1340		1350				1406				1440				1450
Pokesdown (POK)	d	1310								1410								
Christchurch (CHR)	d	1314								1414								
Hinton Admiral (HNA)	d	1319								1419								
New Milton (NWM)	d	1323				1401				1423								1501
Sway (SWY)	d	1328								1428								
Yarmouth (I.O.W.) (YMH)	⚓ d						1305											
Lymington Pier (LYP)	⚓ a						1345											
Lymington Pier (LYP)	d				1344				1414								1444	
Lymington Town (LYT)	d				1346				1416								1446	
Brockenhurst (BCU)	3 a	1332			1354	1408			1424			1432				1454	1508	
Brockenhurst (BCU)	3 d	1333				1409						1433						1509
Beaulieu Road (BEU)	d	1339										1439						
Ashurst New Forest (ANF)	d	1343										1443						
Totton (TTN)	d	1348										1448						
Redbridge (RDB)	d									1439								
Millbrook (Hants) (MBK)	d									1443								
Southampton Central (SOU)	a	1353	←	1408		1423				1445	1453	←	1509					1523
Southampton Central (SOU)	d	1355	1359	1415		1425				1459	1455		1459	1515				1525
St Denys (SDN)	d		1404							←			1504					
Swaythling (SWG)	d		1407										1507					
Southampton Airport Parkwy (SOA)	← d	1403	1410	1423		1433						1503	1510	1523				1533
Portsmouth Harbour (PMH)	⚓ d	1317								1417								
Portsmouth & Southsea (PMS)	d	1322								1422								
Fratton (FTN)	d	1326								1426								
Hilsea (HLS)	d	1330								1430								
Cosham (CSA)	d	1335								1435								
Portchester (PTC)	d	1340								1440								
Fareham (FRM)	d	1346								1446								
Botley (BOE)	d	1353								1453								
Hedge End (HDE)	d	1358								1458								
Eastleigh (ESL)	3 a	1404	1407	1414						1504	1506	←	1514					
Eastleigh (ESL)	3 d	1411		1415						1511	1507	1511	1515					
Chandlers Ford (CFR)	d			1420						←			1520					
Romsey (ROM)	a			1428									1528					
Shawford (SHW)	d	1417											1517					
Winchester (WIN)	d	1423		1431		1442						1517	1523		1531			1542
Micheldever (MIC)	d	1432											1532					
Basingstoke (BSK)	a	1443			1446	1458						1533	1542		1547			1558
Reading (RDG)	7 a			1504											1606			
Fleet (FLE)	a																	
Farnborough (Main) (FNB)	a												1557					
Woking (WOK)	a	1502				1518						1553	1608					1618
Clapham Junction (CLJ)	10 a	1527				1539						1614	1628					1639
London Waterloo (WAT)	15 a	1537				1549						1624	1639					1649

**NOTES** (see introductory pages for explanation of train operator codes and standard symbols)

- a Arrival time
- d Departure time
- A From Salisbury
- B To Manchester Piccadilly
- E To Bristol Temple Meads

**Weymouth, Bournemouth, Yarmouth (IOW), Lymington, Southampton, Portsmouth and Fareham to Winchester and London**

**Sundays** until 15 September

Operator Days of operation/Notes 1st Class/Reservations/Bus/Ferry Catering facilities	SW		SW	SW	SW	SW	SW	XC	SW	SW	SW	SW	SW	SW	SW	SW	SW	
				A			A		B						A			A
Weymouth (WEY)	d										1448							
Upwey (UPW)	d										1452							
Dorchester West (DCW)	a																	
Dorchester South (DCH)	d										1500							
Moreton (Dorset) (MTN)	d										1507							
Wool (WOO)	d										1513							
Wareham (WRM)	d										1520							
Holton Heath (HOL)	d																	
Hamworthy (HAM)	d										1527							
Poole (POO)	<b>4</b> a										1531							
Poole (POO)	<b>4</b> d						1455				1532					1555		
Parkstone (Dorset) (PKS)	d										1537							
Branksome (BSM)	d										1541							
Bournemouth (BMH)	a						1504				1547						1604	
Bournemouth (BMH)	d						1506		1540		1550							1606
Pokesdown (POK)	d						1510											1610
Christchurch (CHR)	d						1514											1614
Hinton Admiral (HNA)	d						1519											1619
New Milton (NWM)	d						1523				1601							1623
Sway (SWY)	d						1528											1628
Yarmouth (I.O.W.) (YMH)	d	1405										1505						
Lymington Pier (LYP)	a	1445										1545						
Lymington Pier (LYP)	d		1514							1544			1614					
Lymington Town (LYT)	d		1516							1546			1616					
Brockenhurst (BCU)	<b>3</b> a		1524				1532			1554	1608		1624					1632
Brockenhurst (BCU)	<b>3</b> d						1533				1609							1633
Beaulieu Road (BEU)	d						1539											1639
Ashurst New Forest (ANF)	d						1543											1643
Totton (TTN)	d						1548											1648
Redbridge (RDB)	d					1539											1639	
Millbrook (Hants) (MBK)	d					1543											1643	
Southampton Central (SOU)	a					1545	1554	←	1609		1623				1645	1653	←	
Southampton Central (SOU)	d					1559	1555		1559	1615	1625				1659	1655		1659
St Denys (SDN)	d					→			1604						→			1704
Swaythling (SWG)	d								1607									1707
Southampton Airport Parkwy (SOA)	← d						1603		1610	1623	1633						1703	1710
Portsmouth Harbour (PMH)	d					1517									1617			
Portsmouth & Southsea (PMS)	d					1522									1622			
Fratton (FTN)	d					1526									1626			
Hilsea (HLS)	d					1530									1630			
Cosham (CSA)	d					1535									1635			
Portchester (PTC)	d					1540									1640			
Fareham (FRM)	d					1546									1646			
Botley (BOE)	d					1553									1653			
Hedge End (HDE)	d					1558									1658			
Eastleigh (ESL)	<b>3</b> a					1604			1607	←	1614				1704			
Eastleigh (ESL)	<b>3</b> d					1611			1607	1611	1615				1711		1707	1711
Chandlers Ford (CFR)	d					→					1620				→			1715
Romsey (ROM)	a										1628							1720
Shawford (SHW)	d																	1728
Shawford (SHW)	d								1617									1717
Winchester (WIN)	d						1617	1623		1631	1642						1717	1723
Micheldever (MIC)	d							1632										1732
Basingstoke (BSK)	a						1633	1642		1646	1658						1733	1742
Reading (RDG)	<b>7</b> a										1705							
Fleet (FLE)	a																	
Farnborough (Main) (FNB)	a																	
Woking (WOK)	a							1657										1757
Woking (WOK)	d						1653	1708							1718		1753	1808
Clapham Junction (CLJ)	<b>10</b> a						1714	1728							1739		1814	1829
London Waterloo (WAT)	↻ <b>15</b> a						1724	1739							1749		1825	1839

**NOTES** (see introductory pages for explanation of train operator codes and standard symbols)

- a Arrival time
- d Departure time
- A From Salisbury
- B To Manchester Piccadilly

**Weymouth, Bournemouth, Yarmouth (IOW), Lymington, Southampton, Portsmouth and Fareham to Winchester and London**

**Sundays until 15 September**

Operator Days of operation/Notes 1st Class/Reservations/Bus/Ferry Catering facilities	XC B 1 ◇ ⚓	SW □	SW □	GW E	SW ◠	SW □	SW □	SW A □	SW □	SW □	SW A □	XC B 1 ◇ ⚓	SW □	SW □	SW ◠	SW □	SW □
Weymouth (WEY)	d		1548	1608											1648		
Upwey (UPW)	d		1552	1613											1652		
Dorchester West (DCW)	a			1621													
Dorchester South (DCH)	d		1600												1700		
Moreton (Dorset) (MTN)	d		1607												1707		
Wool (WOO)	d		1613												1713		
Wareham (WRM)	d		1620												1720		
Holton Heath (HOL)	d																
Hamworthy (HAM)	d		1627												1727		
Poole (POO)	4 a		1631												1731		
Poole (POO)	4 d		1632						1655						1732		
Parkstone (Dorset) (PKS)	d		1637												1737		
Branksome (BSM)	d		1641												1741		
Bournemouth (BMH)	a		1647					1704							1747		
Bournemouth (BMH)	d	1640		1650				1706		1740				1750			
Pokesdown (POK)	d							1710									
Christchurch (CHR)	d							1714									
Hinton Admiral (HNA)	d							1719									
New Milton (NWM)	d		1701					1723						1801			
Sway (SWY)	d							1728									
Yarmouth (I.O.W.) (YMH)	⚓ d				1605											1705	
Lymington Pier (LYP)	⚓ a				1645										1745		
Lymington Pier (LYP)	d		1644			1714							1744			1814	
Lymington Town (LYT)	d		1646			1716							1746			1816	
Brockenhurst (BCU)	3 a		1654	1708		1724			1732			1754	1754	1808		1824	
Brockenhurst (BCU)	3 d			1709					1733			1755	1755	1809			
Beaulieu Road (BEU)	d								1739								
Ashurst New Forest (ANF)	d								1743								
Totton (TTN)	d								1748								
Redbridge (RDB)	d							1740									
Millbrook (Hants) (MBK)	d							1744									
Southampton Central (SOU)	a	1708		1723				1746	1753		←	1810		1823			
Southampton Central (SOU)	d	1715		1725				1759	1755		→	1759	1815	1825			
St Denys (SDN)	d								→			1804					
Swaythling (SWG)	d											1807					
Southampton Airport Parkway (SOA)	↔ d	1723		1733					1803			1810	1823	1833			
Portsmouth Harbour (PMH)	⚓ d							1717									1817
Portsmouth & Southsea (PMS)	d							1722									1822
Fratton (FTN)	d							1726									1826
Hilsea (HLS)	d							1730									1830
Cosham (CSA)	d							1735									1835
Portchester (PTC)	d							1740									1840
Fareham (FRM)	d							1746									1846
Botley (BOE)	d							1753									1853
Hedge End (HDE)	d							1758									1858
Eastleigh (ESL)	3 a							1804	1806	←	1814						1904
Eastleigh (ESL)	3 d							1811	1807	1811	1815						1911
Chandlers Ford (CFR)	d							→			1820						→
Romsey (ROM)	a										1828						
Shawford (SHW)	d										1817						
Winchester (WIN)	d	1731		1742					1817	1823		1831		1842			
Micheldever (MIC)	d									1832							
Basingstoke (BSK)	a	1747		1758					1833	1842		1846		1858			
Reading (RDG)	7 a	1805										1905					
Fleet (FLE)	a																
Farnborough (Main) (FNB)	a									1857							
Woking (WOK)	a			1818					1853	1908				1918			
Clapham Junction (CLJ)	10 a			1839					1915	1928				1939			
London Waterloo (WAT)	⌚ 15 a			1849					1925	1939				1949			

**NOTES (see introductory pages for explanation of train operator codes and standard symbols)**

- a Arrival time
- d Departure time
- A From Salisbury
- B To Manchester Piccadilly
- E To Bristol Temple Meads

**Weymouth, Bournemouth, Yarmouth (IOW), Lymington, Southampton, Portsmouth and Fareham to Winchester and London****Sundays** until 15 September

Operator	SW A	SW	SW	SW A	XC B	SW	SW	GW E	SW	SW	SW	SW A	SW	SW	SW A	XC F	SW
Days of operation/Notes 1st Class/Reservations/Bus/Ferry																	
Weymouth (WEY)	d						1745	1753									
Upwey (UPW)	d						1749	1758									
Dorchester West (DCW)	a							1806									
Dorchester South (DCH)	d						1800c										
Moreton (Dorset) (MTN)	d						1807										
Wool (WOO)	d						1813										
Wareham (WRM)	d						1820										
Holton Heath (HOL)	d																
Hamworthy (HAM)	d						1827										
Poole (POO)	4 a						1831										
Poole (POO)	4 d		1755				1832						1855				
Parkstone (Dorset) (PKS)	d						1836										
Branksome (BSM)	d						1840										
Bournemouth (BMH)	a		1804				1847						1904				
Bournemouth (BMH)	d		1806		1840		1850						1906			1940	
Pokesdown (POK)	d		1810										1910				
Christchurch (CHR)	d		1814										1914				
Hinton Admiral (HNA)	d		1819										1919				
New Milton (NWM)	d		1823				1901						1923				
Sway (SWY)	d		1828										1928				
Yarmouth (I.O.W.) (YMH)	d								1805								
Lymington Pier (LYP)	a								1845								
Lymington Pier (LYP)	d					1844					1914						1944
Lymington Town (LYT)	d					1846					1916						1946
Brockenhurst (BCU)	3 a		1832			1854	1908				1924			1932			1954
Brockenhurst (BCU)	3 d		1833				1909							1933			
Beaulieu Road (BEU)	d		1839											1939			
Ashurst New Forest (ANF)	d		1843											1943			
Totton (TTN)	d		1848											1948			
Redbridge (RDB)	d	1839											1939				
Millbrook (Hants) (MBK)	d	1844											1943				
Southampton Central (SOU)	a	1846	1853		1908		1923						1945	1953		2008	
Southampton Central (SOU)	d	1859	1855		1859	1915	1925						1959	1955		1959	2015
St Denys (SDN)	d				1904											2004	
Swaythling (SWG)	d				1907											2007	
Southampton Airport Parkway (SOA)	d		1903		1910	1923	1933							2003		2010	2023
Portsmouth Harbour (PMH)	d												1917				
Portsmouth & Southsea (PMS)	d												1922				
Fratton (FTN)	d												1926				
Hilsea (HLS)	d												1930				
Cosham (CSA)	d												1935				
Portchester (PTC)	d												1940				
Fareham (FRM)	d												1946				
Botley (BOE)	d												1953				
Hedge End (HDE)	d												1958				
Eastleigh (ESL)	3 a		1906		1914								2004		2006		2014
Eastleigh (ESL)	3 d		1907	1911	1915								2011		2007	2011	2015
Chandlers Ford (CFR)	d				1920											2020	
Romsey (ROM)	a				1928											2028	
Shawford (SHW)	d			1917											2017		
Winchester (WIN)	d		1917	1923		1931	1942							2017	2023		2031
Micheldever (MIC)	d			1932											2032		
Basingstoke (BSK)	a		1933	1942		1946	1958							2033	2042		2046
Reading (RDG)	7 a					2006											2105
Fleet (FLE)	a																
Farnborough (Main) (FNB)	a			1957													2057
Woking (WOK)	a		1953	2008			2018							2053	2108		
Clapham Junction (CLJ)	10 a		2015	2028			2039							2114	2128		
London Waterloo (WAT)	15 a		2024	2039			2049							2124	2139		

**NOTES** (see introductory pages for explanation of train operator codes and standard symbols)

- a Arrival time
- d Departure time
- c Arrives 4 minutes earlier
- A From Salisbury
- B To Manchester Piccadilly
- E To Bristol Temple Meads
- F To Birmingham New Street

## Weymouth, Bournemouth, Yarmouth (IOW), Lymington, Southampton, Portsmouth and Fareham to Winchester and London

Sundays until 15 September

Operator Days of operation/Notes 1st Class/Reservations/Bus/Ferry	SW	SW	SW	SW	SW	SW	SW	SW	SW	SW	SW	SW	SW	SW	SW	SW	SW	GW
					A			A					A			A	E	
Weymouth (WEY)	d	1848													1958			2011
Upwey (UPW)	d	1852													2002			2016
Dorchester West (DCW)	a																	2024
Dorchester South (DCH)	d	1900													2010			
Moreton (Dorset) (MTN)	d	1907													2017			
Wool (WOO)	d	1913													2023			
Wareham (WRM)	d	1920													2030			
Holton Heath (HOL)	d																	
Hamworthy (HAM)	d	1927													2037			
Poole (POO)	4 a	1931													2043			
Poole (POO)	4 d	1932					1955								2049			
Parkstone (Dorset) (PKS)	d	1937													2053			
Branksome (BSM)	d	1941													2056			
Bournemouth (BMH)	a	1947					2004								2102			
Bournemouth (BMH)	d	1950					2006								2106			
Pokesdown (POK)	d						2010								2110			
Christchurch (CHR)	d						2014								2114			
Hinton Admiral (HNA)	d						2019								2119			
New Milton (NWM)	d	2001					2023								2123			
Sway (SWY)	d						2028								2128			
Yarmouth (I.O.W.) (YMH)		d	1905									2005						
Lymington Pier (LYP)		a	1945									2045						
Lymington Pier (LYP)	d			2014							2044		2114					
Lymington Town (LYT)	d			2016							2046		2116					
Brockenhurst (BCU)	3 a	2008		2024			2032				2054		2124		2132			
Brockenhurst (BCU)	3 d	2009					2033								2133			
Beaulieu Road (BEU)	d						2039								2139			
Ashurst New Forest (ANF)	d						2043								2143			
Totton (TTN)	d						2048								2148			
Redbridge (RDB)	d					2039								2139				
Millbrook (Hants) (MBK)	d					2043								2143				
Southampton Central (SOU)	a	2023				2045	2053			←				2145	2153		←	
Southampton Central (SOU)	d	2025				2059	2055			2059				2159	2155		2159	
St Denys (SDN)	d					→				2104				→			2204	
Swaythling (SWG)	d									2107							2207	
Southampton Airport Parkway (SOA) ←	d	2033					2103			2110					2203		2210	
Portsmouth Harbour (PMH)		d				2017								2117				
Portsmouth & Southsea (PMS)	d					2022								2122				
Fratton (FTN)	d					2026								2126				
Hilsea (HLS)	d					2030								2130				
Cosham (CSA)	d					2035								2135				
Portchester (PTC)	d					2040								2140				
Fareham (FRM)	d					2046								2146				
Botley (BOE)	d					2053								2153				
Hedge End (HDE)	d					2058								2158				
Eastleigh (ESL)	3 a					2104	2106		←	2114				2204	2206		←	2214
Eastleigh (ESL)	3 d					2111	2107	2111	2115					2211	2207	2211	2215	
Chandlers Ford (CFR)	d					→			2120					→			2220	
Romsey (ROM)	a								2128								2231	
Shawford (SHW)	d							2117									2217	
Winchester (WIN)	d	2042					2117	2123							2217	2222		
Micheldever (MIC)	d							2132								2232		
Basingstoke (BSK)	a	2058					2133	2142							2234	2242		
Reading (RDG)	7 a																	
Fleet (FLE)	a																	
Farnborough (Main) (FNB)	a							2157								2257		
Woking (WOK)	a	2118					2153	2208							2254	2308		
Clapham Junction (CLJ)	10 a	2139					2214	2228							2314	2328		
London Waterloo (WAT)	15 a	2149					2224	2237							2324	2339		

NOTES (see introductory pages for explanation of train operator codes and standard symbols)

- a Arrival time
- d Departure time
- A From Salisbury
- E To Bristol Temple Meads

**Weymouth, Bournemouth, Yarmouth (IOW), Lymington, Southampton, Portsmouth and Fareham to Winchester and London**

**Sundays until 15 September**

Operator		SW	SW	SW	SW	SW	SW	SW	SW	SW	SW
Days of operation/Notes		□	☞	□	□	G	□	G	□	□	□
1st Class/Reservations/Bus/Ferry		□	☞	□	□	G	□	G	□	□	□
Weymouth (WEY)	d						2058		2158	2258	
Upwey (UPW)	d						2102		2202	2302	
Dorchester West (DCW)	a										
Dorchester South (DCH)	d						2110		2210	2310	
Moreton (Dorset) (MTN)	d						2117		2217	2317	
Wool (WOO)	d						2123		2223	2323	
Wareham (WRM)	d						2130		2230	2330	
Holton Heath (HOL)	d										
Hamworthy (HAM)	d						2137		2237	2337	
Poole (POO)	4 a						2143		2243	2341	
Poole (POO)	4 d						2150		2250	2349	
Parkstone (Dorset) (PKS)	d						2154		2254	2353	
Branksome (BSM)	d						2157		2257	2357	
Bournemouth (BMH)	a						2203		2303	0002	
Bournemouth (BMH)	d						2208		2308		
Pokesdown (POK)	d						2212		2312		
Christchurch (CHR)	d						2216		2316		
Hinton Admiral (HNA)	d						2221		2321		
New Milton (NWM)	d						2225		2325		
Sway (SWY)	d						2230		2330		
Yarmouth (I.O.W.) (YMH)	☞ d		2105								
Lymington Pier (LYP)	☞ a		2145								
Lymington Pier (LYP)	d	2144		2214							
Lymington Town (LYT)	d	2146		2216							
Brockenhurst (BCU)	3 a	2154		2224			2234		2335		
Brockenhurst (BCU)	3 d						2235		2336		
Beaulieu Road (BEU)	d										
Ashurst New Forest (ANF)	d						2243		2343		
Totton (TTN)	d						2248		2348		
Redbridge (RDB)	d						2235				
Millbrook (Hants) (MBK)	d						2241				
Southampton Central (SOU)	a						2247	2253	☞	2355	
Southampton Central (SOU)	d						2305	2255	2305		
St Denys (SDN)	d						☞		2310		
Swaythling (SWG)	d								2313		
Southampton Airport Parkwy (SOA)	☞ d						2303		2316		
Portsmouth Harbour (PMH)	☞ d						2217				2317
Portsmouth & Southsea (PMS)	d						2222				2322
Fratton (FTN)	d						2226				2326
Hilsea (HLS)	d						2230				2330
Cosham (CSA)	d						2235				2335
Portchester (PTC)	d						2240				2340
Fareham (FRM)	d						2246				2346
Botley (BOE)	d						2253				2353
Hedge End (HDE)	d						2258				2358
Eastleigh (ESL)	3 a						2304	2309	2320		0004
Eastleigh (ESL)	3 d						2311	2322			
Chandlers Ford (CFR)	d							2327			
Romsey (ROM)	a							2335			
Shawford (SHW)	d						2317				
Winchester (WIN)	d						2323				
Micheldever (MIC)	d						2332				
Basingstoke (BSK)	a						2342				
Reading (RDG)	7 a										
Fleet (FLE)	a										
Farnborough (Main) (FNB)	a										
Woking (WOK)	a						0002				
Clapham Junction (CLJ)	10 a						0023				
London Waterloo (WAT)	☞ 15 a						0033				

**NOTES** (see introductory pages for explanation of train operator codes and standard symbols)

- a Arrival time
- d Departure time
- G From Romsey



Weymouth, Bournemouth, Yarmouth (IOW), Lymington, Southampton, Portsmouth and Fareham to Winchester and London

**Sundays** from 22 September

Operator	SW	SW	SW	SW	SW	SW	SW	SW	SW	SW	XC	SW	GW	SW	SW	SW	SW		
Days of operation/Notes 1st Class/Reservations/Bus/Ferry Catering facilities	□	□	□	☞	□	A	□	□	A	B	□	□	C	□	□	□	□		
Weymouth (WEY)	d												0743	0801					
Upwey (UPW)	d												0747						
Dorchester West (DCW)	a												0812						
Dorchester South (DCH)	d												0755						
Moreton (Dorset) (MTN)	d												0802						
Wool (WOO)	d												0808						
Wareham (WRM)	d												0816						
Holton Heath (HOL)	d												0823						
Hamworthy (HAM)	d												0828						
Poole (POO)	4 a												0828						
Poole (POO)	4 d						0719						0829				0852		
Parkstone (Dorset) (PKS)	d						0723						0833						
Branksome (BSM)	d						0726						0837						
Bournemouth (BMH)	a						0731						0843				0901		
Bournemouth (BMH)	d						0735						0847				0903		
Pokesdown (POK)	d						0739						0807				0907		
Christchurch (CHR)	d						0743						0811				0911		
Hinton Admiral (HNA)	d						0748						0816				0916		
New Milton (NWM)	d						0752						0820				0920		
Sway (SWY)	d						0757						0825				0925		
Yarmouth (I.O.W.) (YMH)	☞ d					0700													
Lymington Pier (LYP)	☞ a					0740													
Lymington Pier (LYP)	d															0914			
Lymington Town (LYT)	d															0916			
Brockenhurst (BCU)	3 a						0802						0906			0924	0930		
Brockenhurst (BCU)	3 d						0803						0907				0931		
Beaulieu Road (BEU)	d																0937		
Ashurst New Forest (ANF)	d						0813										0941		
Totton (TTN)	d						0818										0946		
Redbridge (RDB)	d															0939			
Millbrook (Hants) (MBK)	d						0846									0943			
Southampton Central (SOU)	a						0850									0945			
Southampton Central (SOU)	d						0824	0852		0853	←		0924			0953	0953		
Southampton Central (SOU)	d	0652					0754	0826	0859		0855	0859	0915	0925		0959		0955	
St Denys (SDN)	d												0904			→			
Swaythling (SWG)	d												0907						
Southampton Airport Parkwy (SOA)	← d	0700					0802	0834				0903	0910	0923	0933			1003	
Portsmouth Harbour (PMH)	☞ d																	0917	
Portsmouth & Southsea (PMS)	d																	0922	
Fratton (FTN)	d																	0926	
Hilsea (HLS)	d																	0930	
Cosham (CSA)	d																	0935	
Portchester (PTC)	d																	0940	
Fareham (FRM)	d																	0946	
Botley (BOE)	d																	0953	
Hedge End (HDE)	d																	0958	
Eastleigh (ESL)	3 a	0704					0804	0807					0904	0907	0914			1004	1007
Eastleigh (ESL)	3 d	0708																	1011
Chandlers Ford (CFR)	d																		
Romsey (ROM)	a												0920						
Shawford (SHW)	d	0714					0817												1017
Winchester (WIN)	d	0722					0823						0917						1023
Micheldever (MIC)	d	0730					0832						0923		0931	0942			1032
Basingstoke (BSK)	a	0742					0844						0932		0947	0958			1042
Reading (RDG)	7 a												1006						
Fleet (FLE)	a																		
Farnborough (Main) (FNB)	a																		
Woking (WOK)	a	0802					0903						0918		1019				1102
Clapham Junction (CLJ)	10 a	0832					0929						0928		1029				1129
London Waterloo (WAT)	↻ 15 a	0843					0940						1002		1041				1139

NOTES (see introductory pages for explanation of train operator codes and standard symbols)

- a Arrival time
- d Departure time
- A From Salisbury
- B To Manchester Piccadilly
- C Runs until 20 October. To Cardiff Central

Weymouth, Bournemouth, Yarmouth (IOW), Lymington, Southampton, Portsmouth and Fareham to Winchester and London

**Sundays** from 22 September

Operator	SW A	SW	XC B	SW	SW	SW	SW A	SW	SW	SW A	XC B	SW	SW	SW D	SW	SW A
Days of operation/Notes 1st Class/Reservations/Bus/Ferry Catering facilities	□	□	□◇ ⚓	□	⚓	□	□	□	□	□	□◇ ⚓	□	□	⚓	□	□
Weymouth (WEY)	d			0845										0945		
Upwey (UPW)	d			0849										0949		
Dorchester West (DCW)	a															
Dorchester South (DCH)	d			0857										0957		
Moreton (Dorset) (MTN)	d			0904										1004		
Wool (WOO)	d			0910										1010		
Wareham (WRM)	d			0918										1018		
Holton Heath (HOL)	d															
Hamworthy (HAM)	d			0925										1025		
Poole (POO)	4 a			0930										1030		
Poole (POO)	4 a			0931					0953					1031		
Parkstone (Dorset) (PKS)	d			0935										1035		
Branksome (BSM)	d			0939										1039		
Bournemouth (BMH)	a			0945					1002					1045		
Bournemouth (BMH)	d		0940	0949					1004		1040			1049		
Pokesdown (POK)	d								1008							
Christchurch (CHR)	d								1012							
Hinton Admiral (HNA)	d								1017							
New Milton (NWM)	d			1000					1021				1100			
Sway (SWY)	d								1026							
Yarmouth (I.O.W.) (YMH)	⚓ d				0905									1005		
Lymington Pier (LYP)	⚓ a				0945									1045		
Lymington Pier (LYP)	d	0944				1014						1044			1114	
Lymington Town (LYT)	d	0946				1016						1046			1116	
Brockenhurst (BCU)	3 a	0954	0954	1006		1024				1031		1054	1107		1124	
Brockenhurst (BCU)	3 d		0955	1007						1032			1109			
Beaulieu Road (BEU)	d									1038						
Ashurst New Forest (ANF)	d									1042						
Totton (TTN)	d									1047						
Redbridge (RDB)	d						1039									1139
Millbrook (Hants) (MBK)	d						1043									1143
Southampton Central (SOU)	a	←	1008	1023			1045		1053	←	1109		1123			1145
Southampton Central (SOU)	d	0959	1015	1025			1059		1055	1059	1115		1125			1159
St Denys (SDN)	d	1004					→			1104						→
Swaythling (SWG)	d	1007								1107						
Southampton Airport Parkwy (SOA)	↔ d	1010	1023	1033					1103	1110	1123		1132			
Portsmouth Harbour (PMH)	⚓ d							1017								
Portsmouth & Southsea (PMS)	d							1022								
Fratton (FTN)	d							1026								
Hilsea (HLS)	d							1030								
Cosham (CSA)	d							1035								
Portchester (PTC)	d							1040								
Fareham (FRM)	d							1046								
Botley (BOE)	d							1053								
Hedge End (HDE)	d							1058								
Eastleigh (ESL)	3 a	1014						1104	1107	1114						
Eastleigh (ESL)	3 d	1015							1111	1115						
Chandlers Ford (CFR)	d	1020								1120						
Romsey (ROM)	a	1028								1128						
Shawford (SHW)	d								1117							
Winchester (WIN)	d		1031	1042					1123		1131		1142			
Micheldever (MIC)	d								1132							
Basingstoke (BSK)	a		1046	1058					1142		1146		1158			
Reading (RDG)	7 a		1106								1205					
Fleet (FLE)	a															
Farnborough (Main) (FNB)	a															
Woking (WOK)	a			1118					1203				1218			
Clapham Junction (CLJ)	10 a			1141					1227				1239			
London Waterloo (WAT)	⚓ 15 a			1152					1237				1249			

NOTES (see introductory pages for explanation of train operator codes and standard symbols)

- a Arrival time
- d Departure time
- A From Salisbury
- B To Manchester Piccadilly
- D Runs until 3 November

**Weymouth, Bournemouth, Yarmouth (IOW), Lymington, Southampton, Portsmouth and Fareham to Winchester and London**

**Sundays from 22 September**























Operator	SW	SW	SW	XC	SW	SW	GW	SW	SW	SW	SW	SW	SW	XC	SW	SW
Days of operation/Notes 1st Class/Reservations/Bus/Ferry Catering facilities	□	□	A	B	□	□	E		□	□	□	□	□	B	□	□
	□	□	□	□	□	□								□	□	□
Weymouth (WEY)	d					1045	1058									1145
Upwey (UPW)	d					1049	1103									1149
Dorchester West (DCW)	a						1111									
Dorchester South (DCH)	d					1057										1157
Moreton (Dorset) (MTN)	d					1104										1204
Wool (WOO)	d					1110										1210
Wareham (WRM)	d					1118										1218
Holton Heath (HOL)	d															
Hamworthy (HAM)	d					1125										1225
Poole (POO)	4 a					1130										1230
Poole (POO)	4 d		1053			1131						1153				1231
Parkstone (Dorset) (PKS)	d					1135										1235
Branksome (BSM)	d					1138										1238
Bournemouth (BMH)	a		1102			1145						1202				1245
Bournemouth (BMH)	d		1104		1140	1149						1204		1240		1249
Pokesdown (POK)	d		1108									1208				
Christchurch (CHR)	d		1112									1212				
Hinton Admiral (HNA)	d		1117									1217				
New Milton (NWM)	d		1121			1200						1221				1300
Sway (SWY)	d		1126									1226				
Yarmouth (I.O.W.) (YMH)	d							1105								
Lymington Pier (LYP)	a							1145								
Lymington Pier (LYP)	d					1144				1214						1244
Lymington Town (LYT)	d					1146				1216						1246
Brockenhurst (BCU)	3 a		1131			1154	1207			1224			1231			1254 1307
Brockenhurst (BCU)	3 d		1132				1208						1232			1308
Beaulieu Road (BEU)	d		1138										1238			
Ashurst New Forest (ANF)	d		1142										1242			
Totton (TTN)	d		1147										1247			
Redbridge (RDB)	d											1239				
Millbrook (Hants) (MBK)	d											1243				
Southampton Central (SOU)	a		1153	←	1208	1223						1245		1253	←	1308 1323
Southampton Central (SOU)	d		1155	1159	1215	1225						1259		1255	1259	1315 1325
St Denys (SDN)	d			1204								→		1304		
Swaythling (SWG)	d			1207										1307		
Southampton Airport Parkwy (SOA) ←	d		1203	1210	1223	1232								1303	1310	1323 1333
Portsmouth Harbour (PMH)	d	1117											1217			
Portsmouth & Southsea (PMS)	d	1122											1222			
Fratton (FTN)	d	1126											1226			
Hilsea (HLS)	d	1130											1230			
Cosham (CSA)	d	1135											1235			
Portchester (PTC)	d	1140											1240			
Fareham (FRM)	d	1146											1246			
Botley (BOE)	d	1153											1253			
Hedge End (HDE)	d	1158											1258			
Eastleigh (ESL)	3 a	1204	1207	1214									1304	1307	1314	
Eastleigh (ESL)	3 d	1211		1215									1311		1315	
Chandlers Ford (CFR)	d			1220									1320			
Romsey (ROM)	a			1228									1328			
Shawford (SHW)	d	1217											1317			
Winchester (WIN)	d	1223		1231		1242							1323		1331	1342
Micheldever (MIC)	d	1232											1332			
Basingstoke (BSK)	a	1242		1246		1258							1342		1346	1358
Reading (RDG)	7 a			1305											1406	
Fleet (FLE)	a															
Farnborough (Main) (FNB)	a															
Woking (WOK)	a	1302				1318							1402			1418
Clapham Junction (CLJ)	10 a	1327				1339							1427			1439
London Waterloo (WAT)	15 a	1337				1349							1437			1449

**NOTES** (see introductory pages for explanation of train operator codes and standard symbols)

- a Arrival time
- d Departure time
- A From Salisbury
- B To Manchester Piccadilly
- E To Swindon

## Weymouth, Bournemouth, Yarmouth (IOW), Lymington, Southampton, Portsmouth and Fareham to Winchester and London

Sundays from 22 September

Operator Days of operation/Notes 1st Class/Reservations/Bus/Ferry Catering facilities	SW	SW	SW	SW	SW	SW	XC	SW	SW	SW	SW	SW	SW	SW	SW	SW				
			A				A	B					A			A				
Weymouth (WEY)	d																1245			
Upwey (UPW)	d																1249			
Dorchester West (DCW)	a																			
Dorchester South (DCH)	d																1257			
Moreton (Dorset) (MTN)	d																1304			
Wool (WOO)	d																1310			
Wareham (WRM)	d																1318			
Holton Heath (HOL)	d																			
Hamworthy (HAM)	d																1325			
Poole (POO)	<b>4</b> a																1330			
Poole (POO)	<b>4</b> d					1253											1331			
Parkstone (Dorset) (PKS)	d																1335			
Branksome (BSM)	d																1339			
Bournemouth (BMH)	a					1302											1345			
Bournemouth (BMH)	d					1304		1340									1349			
Pokesdown (POK)	d					1308											1402			
Christchurch (CHR)	d					1312											1404			
Hinton Admiral (HNA)	d					1317											1408			
New Milton (NWM)	d					1321											1412			
Sway (SWY)	d					1326											1417			
Yarmouth (I.O.W.) (YMH)	 d	1205															1421			
Lymington Pier (LYP)	 a	1245															1426			
Lymington Pier (LYP)	d		1314						1344					1414						
Lymington Town (LYT)	d		1316						1346					1416						
Brockenhurst (BCU)	<b>3</b> a		1324						1354	1407				1424			1431			
Brockenhurst (BCU)	<b>3</b> d									1408							1432			
Beaulieu Road (BEU)	d																1438			
Ashurst New Forest (ANF)	d																1442			
Totton (TTN)	d																1447			
Redbridge (RDB)	d					1340											1439			
Millbrook (Hants) (MBK)	d					1343											1443			
Southampton Central (SOU)	a					1346		1353		1408				1445		1453				
Southampton Central (SOU)	d					1359		1355	1359	1415				1459		1455	1459			
St Denys (SDN)	d								1404								1504			
Swaythling (SWG)	d								1407								1507			
Southampton Airport Parkwy (SOA)	 d							1403	1410	1423						1503	1510			
Portsmouth Harbour (PMH)	 d																1417			
Portsmouth & Southsea (PMS)	d																1422			
Fratton (FTN)	d																1426			
Hilsea (HLS)	d																1430			
Cosham (CSA)	d																1435			
Portchester (PTC)	d																1440			
Fareham (FRM)	d																1446			
Botley (BOE)	d																1453			
Hedge End (HDE)	d																1458			
Eastleigh (ESL)	<b>3</b> a							1404	1407	1414						1504	1506		1514	
Eastleigh (ESL)	<b>3</b> d																1511	1507	1511	1515
Chandlers Ford (CFR)	d																		1520	
Romsey (ROM)	a																		1528	
Shawford (SHW)	d																		1517	
Winchester (WIN)	d									1431							1517	1523		
Micheldever (MIC)	d																		1532	
Basingstoke (BSK)	a									1446							1533	1542		
Reading (RDG)	<b>7</b> a									1504										
Fleet (FLE)	a																			
Farnborough (Main) (FNB)	a																		1557	
Woking (WOK)	a																		1608	
Clapham Junction (CLJ)	<b>10</b> a																		1628	
London Waterloo (WAT)	 <b>15</b> a																		1639	

NOTES (see introductory pages for explanation of train operator codes and standard symbols)

- a Arrival time
- d Departure time
- A From Salisbury
- B To Manchester Piccadilly

**Weymouth, Bournemouth, Yarmouth (IOW), Lymington, Southampton, Portsmouth and Fareham to Winchester and London**

**Sundays from 22 September**

Operator	XC B 1 ◇	SW 1	SW 1	GW F	SW 1 ⚓	SW 1	SW 1	SW A 1	SW 1	SW 1	SW A 1	XC B 1 ◇	SW 1	SW 1	SW 1 ⚓	SW 1
Days of operation/Notes 1st Class/Reservations/Bus/Ferry Catering facilities	⚓	⚓	⚓		⚓	⚓	⚓	⚓	⚓	⚓	⚓	⚓	⚓	⚓	⚓	⚓
Weymouth (WEY)	d		1345	1415												1445
Upwey (UPW)	d		1349	1420												1449
Dorchester West (DCW)	a			1428												
Dorchester South (DCH)	d		1357													1457
Moreton (Dorset) (MTN)	d		1404													1504
Wool (WOO)	d		1410													1510
Wareham (WRM)	d		1418													1518
Holton Heath (HOL)	d															
Hamworthy (HAM)	d		1425													1525
Poole (POO)	4 a		1430													1530
Poole (POO)	4 d		1431						1453							1531
Parkstone (Dorset) (PKS)	d		1435													1535
Branksome (BSM)	d		1439													1539
Bournemouth (BMH)	a		1445						1502							1545
Bournemouth (BMH)	d	1440		1449					1504		1540					1549
Pokesdown (POK)	d								1508							
Christchurch (CHR)	d								1512							
Hinton Admiral (HNA)	d								1517							
New Milton (NWM)	d		1500						1521							1600
Sway (SWY)	d								1526							
Yarmouth (I.O.W.) (YMH)	⚓ d				1405											1505
Lymington Pier (LYP)	⚓ a				1445											1545
Lymington Pier (LYP)	d		1444			1514								1544		1614
Lymington Town (LYT)	d		1446			1516								1546		1616
Brockenhurst (BCU)	3 a		1454	1507		1524				1531				1554	1607	1624
Brockenhurst (BCU)	3 d			1508						1532					1608	
Beaulieu Road (BEU)	d									1538						
Ashurst New Forest (ANF)	d									1542						
Totton (TTN)	d									1547						
Redbridge (RDB)	d								1539							
Millbrook (Hants) (MBK)	d								1543							
Southampton Central (SOU)	a	1509		1523					1545	1552	←	1609				1623
Southampton Central (SOU)	d	1515		1525					1559	1555		1559	1615			1625
St Denys (SDN)	d								→			1604				
Swaythling (SWG)	d											1607				
Southampton Airport Parkwy (SOA) ↔	d	1523		1533						1603		1610	1623			1633
Portsmouth Harbour (PMH)	⚓ d							1517								
Portsmouth & Southsea (PMS)	d							1522								
Fratton (FTN)	d							1526								
Hilsea (HLS)	d							1530								
Cosham (CSA)	d							1535								
Portchester (PTC)	d							1540								
Fareham (FRM)	d							1546								
Botley (BOE)	d							1553								
Hedge End (HDE)	d							1558								
Eastleigh (ESL)	3 a							1604		1607	←	1614				
Eastleigh (ESL)	3 d							1611		1607	1611	1615				
Chandlers Ford (CFR)	d							→				1620				
Romsey (ROM)	a											1628				
Shawford (SHW)	d											1617				
Winchester (WIN)	d	1531		1542						1617	1623		1631			1642
Micheldever (MIC)	d										1632					
Basingstoke (BSK)	a	1547		1558						1633	1642		1646			1658
Reading (RDG)	7 a	1606											1705			
Fleet (FLE)	a															
Farnborough (Main) (FNB)	a											1657				
Woking (WOK)	a			1618						1653	1708					1718
Clapham Junction (CLJ)	10 a			1639						1714	1728					1739
London Waterloo (WAT)	15 a			1649						1724	1739					1749

**NOTES** (see introductory pages for explanation of train operator codes and standard symbols)

- a Arrival time
- d Departure time
- A From Salisbury
- B To Manchester Piccadilly
- F To Bristol Temple Meads

**Weymouth, Bournemouth, Yarmouth (IOW), Lymington, Southampton, Portsmouth and Fareham to Winchester and London**

**Sundays from 22 September**

Operator	SW	SW A	SW	SW	SW A	XC B	SW	SW	GW F	SW	SW	SW	SW A	SW	SW	SW A
Days of operation/Notes 1st Class/Reservations/Bus/Ferry Catering facilities	□	□	□	□	□	□◇ ⚓	□	□		⚓	□	□	□	□	□	□
Weymouth (WEY)	d							1545	1608							
Upwey (UPW)	d							1549	1613							
Dorchester West (DCW)	a								1621							
Dorchester South (DCH)	d							1557								
Moreton (Dorset) (MTN)	d							1604								
Wool (WOO)	d							1610								
Wareham (WRM)	d							1618								
Holton Heath (HOL)	d															
Hamworthy (HAM)	d							1625								
Poole (POO)	4 a							1630								
Poole (POO)	4 d		1553					1631						1653		
Parkstone (Dorset) (PKS)	d							1635								
Branksome (BSM)	d							1639								
Bournemouth (BMH)	a		1602					1645						1702		
Bournemouth (BMH)	d		1604			1640		1649						1704		
Pokesdown (POK)	d		1608											1708		
Christchurch (CHR)	d		1612											1712		
Hinton Admiral (HNA)	d		1617											1717		
New Milton (NWM)	d		1621					1700						1721		
Sway (SWY)	d		1626											1726		
Yarmouth (I.O.W.) (YMH)	⚓ d									1605						
Lymington Pier (LYP)	⚓ a									1645						
Lymington Pier (LYP)	d						1644					1714				
Lymington Town (LYT)	d						1646					1716				
Brockenhurst (BCU)	3 a		1631				1654	1707				1724			1731	
Brockenhurst (BCU)	3 d		1632					1708							1732	
Beaulieu Road (BEU)	d		1638												1738	
Ashurst New Forest (ANF)	d		1642												1742	
Totton (TTN)	d		1647												1747	
Redbridge (RDB)	d	1639												1740		
Millbrook (Hants) (MBK)	d	1643												1744		
Southampton Central (SOU)	a	1645	1653		←	1708		1723					1746	1753		←
Southampton Central (SOU)	d	1659	1655			1659	1715	1725					1759	1755		1759
St Denys (SDN)	d	→				1704							→			1804
Swaythling (SWG)	d					1707										1807
Southampton Airport Parkwy (SOA)	↔ d		1703			1710	1723	1733							1803	1810
Portsmouth Harbour (PMH)	⚓ d	1617											1717			
Portsmouth & Southsea (PMS)	d	1622											1722			
Fratton (FTN)	d	1626											1726			
Hilsea (HLS)	d	1630											1730			
Cosham (CSA)	d	1635											1735			
Portchester (PTC)	d	1640											1740			
Fareham (FRM)	d	1646											1746			
Botley (BOE)	d	1653											1753			
Hedge End (HDE)	d	1658											1758			
Eastleigh (ESL)	3 a	1704	1706	←	1714								1804	1806	←	1814
Eastleigh (ESL)	3 d	1711	1707	1711	1715								1811	1807	1811	1815
Chandlers Ford (CFR)	d	→			1720								→			1820
Romsey (ROM)	a				1728											1828
Shawford (SHW)	d				1717											1817
Winchester (WIN)	d		1717	1723		1731		1742						1817	1823	
Micheldever (MIC)	d			1732											1832	
Basingstoke (BSK)	a		1733	1742		1747		1758						1833	1842	
Reading (RDG)	7 a					1805										
Fleet (FLE)	a															
Farnborough (Main) (FNB)	a				1757											1857
Woking (WOK)	a		1753	1808				1818						1853	1908	
Clapham Junction (CLJ)	10 a		1814	1829				1839						1915	1928	
London Waterloo (WAT)	⌚ 15 a		1825	1839				1849						1925	1939	

**NOTES** (see introductory pages for explanation of train operator codes and standard symbols)

- a Arrival time
- d Departure time
- A From Salisbury
- B To Manchester Piccadilly
- F To Bristol Temple Meads



## Weymouth, Bournemouth, Yarmouth (IOW), Lymington, Southampton, Portsmouth and Fareham to Winchester and London

Sundays from 22 September

Operator	XC B 1 ◇	SW □	SW □	SW □ ⚓	SW □	SW □	SW A □	SW □	SW □	SW □	SW A □	XC B 1 ◇	SW □	SW □	GW F	SW □ ⚓	SW □
Days of operation/Notes 1st Class/Reservations/Bus/Ferry Catering facilities																	
Weymouth (WEY)	d		1645											1745	1753		
Upwey (UPW)	d		1649											1749	1758		
Dorchester West (DCW)	a														1806		
Dorchester South (DCH)	d		1657											1757			
Moreton (Dorset) (MTN)	d		1704											1804			
Wool (WOO)	d		1710											1810			
Wareham (WRM)	d		1718											1818			
Holton Heath (HOL)	d																
Hamworthy (HAM)	d		1725											1825			
Poole (POO)	4 a		1730											1830			
Poole (POO)	4 d		1731					1753						1831			
Parkstone (Dorset) (PKS)	d		1735											1835			
Branksome (BSM)	d		1739											1839			
Bournemouth (BMH)	a		1745					1802						1845			
Bournemouth (BMH)	d	1740	1749					1804				1840		1849			
Pokesdown (POK)	d							1808									
Christchurch (CHR)	d							1812									
Hinton Admiral (HNA)	d							1817									
New Milton (NWM)	d		1800					1821						1900			
Sway (SWY)	d							1826									
Yarmouth (I.O.W.) (YMH)	⚓ d			1705												1805	
Lymington Pier (LYP)	⚓ a			1745												1845	
Lymington Pier (LYP)	d		1744			1814							1844				1914
Lymington Town (LYT)	d		1746			1816							1846				1916
Brockenhurst (BCU)	3 a	1754	1754	1807		1824				1831			1854	1907			1924
Brockenhurst (BCU)	3 d	1755		1808						1832				1908			
Beaulieu Road (BEU)	d									1838							
Ashurst New Forest (ANF)	d									1842							
Totton (TTN)	d									1847							
Redbridge (RDB)	d							1839									
Millbrook (Hants) (MBK)	d							1844									
Southampton Central (SOU)	a	1810		1823				1846	1853		←	1908		1923			
Southampton Central (SOU)	d	1815		1825				1859	1855		→	1859	1915	1925			
St Denys (SDN)	d										→	1904					
Swaythling (SWG)	d											1907					
Southampton Airport Parkwy (SOA)	← d	1823		1833						1903		1910	1923	1933			
Portsmouth Harbour (PMH)	⚓ d						1817										
Portsmouth & Southsea (PMS)	d						1822										
Fratton (FTN)	d						1826										
Hilsea (HLS)	d						1830										
Cosham (CSA)	d						1835										
Portchester (PTC)	d						1840										
Fareham (FRM)	d						1846										
Botley (BOE)	d						1853										
Hedge End (HDE)	d						1858										
Eastleigh (ESL)	3 a						1904		1906	←	1914						
Eastleigh (ESL)	3 d							1911	1907	1911	1915						
Chandlers Ford (CFR)	d										→	1920					
Romsey (ROM)	a											1928					
Shawford (SHW)	d											1917					
Winchester (WIN)	d	1831		1842						1917	1923		1931	1942			
Micheldever (MIC)	d										1932						
Basingstoke (BSK)	a	1846		1858						1933	1942		1946	1958			
Reading (RDG)	7 a	1905											2006				
Fleet (FLE)	a																
Farnborough (Main) (FNB)	a										1957						
Woking (WOK)	a			1918						1953	2008			2018			
Clapham Junction (CLJ)	10 a			1939						2015	2028			2039			
London Waterloo (WAT)	15 a			1949						2024	2039			2049			

NOTES (see introductory pages for explanation of train operator codes and standard symbols)

- a Arrival time
- d Departure time
- A From Salisbury
- B To Manchester Piccadilly
- F To Bristol Temple Meads

## Weymouth, Bournemouth, Yarmouth (IOW), Lymington, Southampton, Portsmouth and Fareham to Winchester and London

**Sundays** from 22 September




























Operator	SW	SW A	SW	SW	SW A	XC G	SW	SW	SW	SW	SW	SW A	SW	SW	SW A	SW
Days of operation/Notes 1st Class/Reservations/Bus/Ferry	□	□	□	□	□	□◇	□	□	☰	□	□	□	□	□	□	□
Weymouth (WEY)	d							1845								
Upwey (UPW)	d							1849								
Dorchester West (DCW)	a															
Dorchester South (DCH)	d							1857								
Moreton (Dorset) (MTN)	d							1904								
Wool (WOO)	d							1910								
Wareham (WRM)	d							1918								
Holton Heath (HOL)	d															
Hamworthy (HAM)	d							1925								
Poole (POO)	4 a							1930								
Poole (POO)	4 d		1853					1931				1953				
Parkstone (Dorset) (PKS)	d							1935								
Branksome (BSM)	d							1939								
Bournemouth (BMH)	a		1902					1945				2002				
Bournemouth (BMH)	d		1904			1940		1949				2004				
Pokesdown (POK)	d		1908									2008				
Christchurch (CHR)	d		1912									2012				
Hinton Admiral (HNA)	d		1917									2017				
New Milton (NWM)	d		1921					2000				2021				
Sway (SWY)	d		1926									2026				
Yarmouth (I.O.W.) (YMH)	☰ d									1905						
Lymington Pier (LYP)	☰ a									1945						
Lymington Pier (LYP)	d						1944				2014					2044
Lymington Town (LYT)	d						1946				2016					2046
Brockenhurst (BCU)	3 a		1931				1954	2007			2024		2031			2054
Brockenhurst (BCU)	3 d		1932					2008					2032			
Beaulieu Road (BEU)	d		1938										2038			
Ashurst New Forest (ANF)	d		1942										2042			
Totton (TTN)	d		1947										2047			
Redbridge (RDB)	d	1939										2039				
Millbrook (Hants) (MBK)	d	1943										2043				
Southampton Central (SOU)	a	1945	1953		←	2008		2023				2045	2053		←	
Southampton Central (SOU)	d	1959	1955		1959	2015		2025				2059	2055		2059	
St Denys (SDN)	d	→			2004							→			2104	
Swaythling (SWG)	d				2007										2107	
Southampton Airport Parkway (SOA) ↔	d		2003		2010	2023		2033					2103		2110	
Portsmouth Harbour (PMH)	☰ d	1917										2017				
Portsmouth & Southsea (PMS)	d	1922										2022				
Fratton (FTN)	d	1926										2026				
Hilsea (HLS)	d	1930										2030				
Cosham (CSA)	d	1935										2035				
Portchester (PTC)	d	1940										2040				
Fareham (FRM)	d	1946										2046				
Botley (BOE)	d	1953										2053				
Hedge End (HDE)	d	1958										2058				
Eastleigh (ESL)	3 a	2004	2006	←	2014							2104	2106	←	2114	
Eastleigh (ESL)	3 d	2011	2007	2011	2015							2111	2107	2111	2115	
Chandlers Ford (CFR)	d	→			2020							→			2120	
Romsey (ROM)	a				2028										2128	
Shawford (SHW)	d			2017										2117		
Winchester (WIN)	d		2017	2023		2031		2042					2117	2123		
Micheldever (MIC)	d			2032										2132		
Basingstoke (BSK)	a		2033	2042		2046		2058					2133	2142		
Reading (RDG)	7 a					2105										
Fleet (FLE)	a															
Farnborough (Main) (FNB)	a			2057										2157		
Woking (WOK)	a		2053	2108				2118					2153	2208		
Clapham Junction (CLJ)	10 a		2114	2128				2139					2214	2228		
London Waterloo (WAT)	↔ 15 a		2124	2139				2149					2224	2237		

**NOTES** (see introductory pages for explanation of train operator codes and standard symbols)

- a Arrival time
- d Departure time
- A From Salisbury
- G To Birmingham New Street

## Weymouth, Bournemouth, Yarmouth (IOW), Lymington, Southampton, Portsmouth and Fareham to Winchester and London

Sundays from 22 September






Operator Days of operation/Notes 1st Class/Reservations/Bus/Ferry	SW	SW	SW	SW	SW	SW	SW	SW	GW	SW	SW	SW	SW	SW	SW	SW
	 			A 			A 	F					H 		H 	
Weymouth (WEY)	d				1955				2011						2055	2155
Upwey (UPW)	d				1959				2016						2059	2159
Dorchester West (DCW)	a								2024							
Dorchester South (DCH)	d				2007										2107	2207
Moreton (Dorset) (MTN)	d				2014										2114	2214
Wool (WOO)	d				2020										2120	2220
Wareham (WRM)	d				2028										2128	2228
Holton Heath (HOL)	d															
Hamworthy (HAM)	d				2035										2135	2235
Poole (POO)	<b>4</b> a				2043										2143	2243
Poole (POO)	<b>4</b> d				2047										2148	2248
Parkstone (Dorset) (PKS)	d				2051										2152	2252
Branksome (BSM)	d				2055										2156	2256
Bournemouth (BMH)	a				2101										2202	2302
Bournemouth (BMH)	d				2104										2206	2306
Pokesdown (POK)	d				2108										2210	2310
Christchurch (CHR)	d				2112										2214	2314
Hinton Admiral (HNA)	d				2117										2219	2319
New Milton (NWM)	d				2122										2224	2324
Sway (SWY)	d				2126										2228	2328
Yarmouth (I.O.W.) (YMH)	 d	<b>2005</b>										2105				
Lymington Pier (LYP)	 a	<b>2045</b>										2145				
Lymington Pier (LYP)	d		2114						2144			2214				
Lymington Town (LYT)	d		2116						2146			2216				
Brockenhurst (BCU)	<b>3</b> a		2124		2132				2154			2224			2234	2334
Brockenhurst (BCU)	<b>3</b> d				2133										2235	2335
Beaulieu Road (BEU)	d				2138											
Ashurst New Forest (ANF)	d				2142										2243	2343
Totton (TTN)	d				2147										2248	2348
Redbridge (RDB)	d				2139									2235		
Millbrook (Hants) (MBK)	d				2143									2241		
Southampton Central (SOU)	a				2145	2153								2247	2253	 2355
Southampton Central (SOU)	d				2159	2155		2159						2305	2255	2305
St Denys (SDN)	d							2204								2310
Swaythling (SWG)	d							2207								2313
Southampton Airport Parkway (SOA) 	d				2203			2210							2303	2316
Portsmouth Harbour (PMH) 	d				2117									2217		
Portsmouth & Southsea (PMS)	d				2122									2222		
Fratton (FTN)	d				2126									2226		
Hilsea (HLS)	d				2130									2230		
Cosham (CSA)	d				2135									2235		
Portchester (PTC)	d				2140									2240		
Fareham (FRM)	d				2146									2246		
Botley (BOE)	d				2153									2253		
Hedge End (HDE)	d				2158									2258		
Eastleigh (ESL)	<b>3</b> a				2204	2206		2214						2304	2309	2320
Eastleigh (ESL)	<b>3</b> d				2211	2207	2211	2215							2311	2322
Chandlers Ford (CFR)	d							2220								2327
Romsey (ROM)	a							2231								2335
Shawford (SHW)	d							2217							2317	
Winchester (WIN)	d				2217	2222									2323	
Micheldever (MIC)	d					2232									2332	
Basingstoke (BSK)	a				2234	2242									2342	
Reading (RDG)	<b>7</b> a															
Fleet (FLE)	a															
Farnborough (Main) (FNB)	a							2257								
Woking (WOK)	a					2254	2308								0002	
Clapham Junction (CLJ)	<b>10</b> a					2314	2328								0023	
London Waterloo (WAT) 	<b>15</b> a					2324	2339								0033	

NOTES (see introductory pages for explanation of train operator codes and standard symbols)

- a Arrival time
- d Departure time
- A From Salisbury
- D Runs until 3 November
- F To Bristol Temple Meads
- H From Romsey

## Weymouth, Bournemouth, Yarmouth (IOW), Lymington, Southampton, Portsmouth and Fareham to Winchester and London

**Sundays** from 22 September

1st Class/Reservations/Bus/Ferry	Operator	SW □	SW □
Weymouth (WEY)	d	2256	
Upwey (UPW)	d	2300	
Dorchester West (DCW)	a		
Dorchester South (DCH)	d	2308	
Moreton (Dorset) (MTN)	d	2315	
Wool (WOO)	d	2321	
Wareham (WRM)	d	2329	
Holton Heath (HOL)	d		
Hamworthy (HAM)	d	2336	
Poole (POO)	4 a	2341	
Poole (POO)	4 d	2349	
Parkstone (Dorset) (PKS)	d	2353	
Branksome (BSM)	d	2356	
Bournemouth (BMH)	a	0002	
Bournemouth (BMH)	d		
Pokesdown (POK)	d		
Christchurch (CHR)	d		
Hinton Admiral (HNA)	d		
New Milton (NWM)	d		
Sway (SWY)	d		
Yarmouth (I.O.W.) (YMH)	 d		
Lymington Pier (LYP)	 a		
Lymington Pier (LYP)	d		
Lymington Town (LYT)	d		
Brockenhurst (BCU)	3 a		
Brockenhurst (BCU)	3 d		
Beaulieu Road (BEU)	d		
Ashurst New Forest (ANF)	d		
Totton (TTN)	d		
Redbridge (RDB)	d		
Millbrook (Hants) (MBK)	d		
Southampton Central (SOU)	a		
Southampton Central (SOU)	d		
St Denys (SDN)	d		
Swaythling (SWG)	d		
Southampton Airport Parkwy (SOA)	 d		
Portsmouth Harbour (PMH)	 d	2317	
Portsmouth & Southsea (PMS)	d	2322	
Fratton (FTN)	d	2326	
Hilsea (HLS)	d	2330	
Cosham (CSA)	d	2335	
Portchester (PTC)	d	2340	
Fareham (FRM)	d	2346	
Botley (BOE)	d	2353	
Hedge End (HDE)	d	2358	
Eastleigh (ESL)	3 a	0004	
Eastleigh (ESL)	3 d		
Chandlers Ford (CFR)	d		
Romsey (ROM)	a		
Shawford (SHW)	d		
Winchester (WIN)	d		
Micheldever (MIC)	d		
Basingstoke (BSK)	a		
Reading (RDG)	7 a		
Fleet (FLE)	a		
Farnborough (Main) (FNB)	a		
Woking (WOK)	a		
Clapham Junction (CLJ)	10 a		
London Waterloo (WAT)	 15 a		

**NOTES** (see introductory pages for explanation of train operator codes and standard symbols)

- a Arrival time  
d Departure time