

London to Winchester, Fareham, Portsmouth, Southampton, Lymington, Yarmouth (IOW), Bournemouth and Weymouth

**Mondays to Fridays until 20 September**

Operator Days of operation/Notes 1st Class/Reservations/Bus/Ferry	SW	SW	SW	SW	SW	SW	GW	SW	SW	SW	SW	SW	SW	SW	SW	SW	SW	SW
	1	1	1	1	1	1	A	1	1	1	B	1	C	1	1	1	1	1
London Waterloo (WAT) ⇄ 15 d													0530					
Clapham Junction (CLJ) 10 d													0537u					
Woking (WOK) d													0601					
Farnborough (Main) (FNB) d																		
Fleet (FLE) d																		
Reading (RDG) 7 d																		
Basingstoke (BSK) d														0621				
Micheldever (MIC) d																		
Winchester (WIN) d														0638				
Shawford (SHW) d														0642				
Romsey (ROM) d												0558						
Chandlers Ford (CFR) d												0606						
Eastleigh (ESL) 3 a												0611		0648				
Eastleigh (ESL) 3 d										0601	0612	0628	0649			0702		
Hedge End (HDE) d										0607		0634				0708		
Botley (BOE) d										0611						0712		
Fareham (FRM) a										0619		0646				0720		
Portchester (PTC) a										0625		0652				0726		
Cosham (CSA) a										0630		0657				0730		
Hilsea (HLS) a										0635		0702				0735		
Fratton (FTN) a										0639		0706				0739		
Portsmouth & Southsea (PMS) a										0642		0711				0743		
Portsmouth Harbour (PMH) a										0646		0716				0748		
Southampton Airport Parkway (SOA) ⇄ d												0616		0653				
Swaythling (SWG) d												0618						
St Denys (SDN) d												0625e						
Southampton Central (SOU) a												0630		0700				
Southampton Central (SOU) d								0622						0632		0702		0730
Millbrook (Hants) (MBK) d														0635				
Redbridge (RDB) d														0638a				0735
Totton (TTN) d								0628							0707			0738
Ashurst New Forest (ANF) d								0632										0742
Beaulieu Road (BEU) d																		0747
Brockenhurst (BCU) 3 a								0640							0718			0753
Brockenhurst (BCU) 3 d		0559	0615	0629		0641			0659					0718	0729			0757
Lymington Town (LYT) d		0607		0637					0707							0737		0807
Lymington Pier (LYP) a		0609		0639					0709							0739		0809
Lymington Pier (LYP) a					0655													
Yarmouth (I.O.W.) (YMH) a					0735													
Sway (SWY) d			0620			0646								0723				
New Milton (NWM) d			0625			0651								0728				0804
Hinton Admiral (HNA) d			0629			0655								0732				
Christchurch (CHR) d			0634			0700								0737				0811
Pokesdown (POK) d			0637			0703								0740				
Bournemouth (BMH) a			0641			0707								0744				0817
Bournemouth (BMH) d	0611		0644			0712								0746			0804	0818
Branksome (BSM) d	0616		0649			0717								0751			0809	0823
Parkstone (Dorset) (PKS) d	0619		0652			0720								0754			0812	0826
Poole (POO) 4 a	0623		0655			0724								0757			0816	0830
Poole (POO) 4 d	0624		0657			0725								0758			0817	
Hamworthy (HAM) d	0629		0702			0730								0803			0822	
Holton Heath (HOL) d	0633		0706			0734								0807			0826	
Wareham (WRM) d	0638		0711			0739								0812			0831	
Wool (WOO) d	0644		0717			0745								0819			0837	
Moreton (Dorset) (MTN) d	0650		0725			0751								0825			0843	
Dorchester South (DCH) d	0658		0733			0759								0833			0851	
Dorchester West (DCW) d							0808											
Upwey (UPW) d	0705		0739			0806	0817							0839			0858	
Weymouth (WEY) a	0709		0744			0810	0823							0844			0902	

Ferry services between Lymington and Yarmouth are operated by Wightlink. [www.wightlink.co.uk](http://www.wightlink.co.uk) or call 0333 999 7333

For the complete service between London and Basingstoke see table 152, and between Reading and Basingstoke table 120

For the complete service between Romsey and Southampton, also between Fareham and Portsmouth see table 156

NOTES (see introductory pages for explanation of train operator codes and standard symbols)

- a Arrival time
- d Departure time
- u Stops to pick up only
- e Arrives 4 minutes earlier
- A From Westbury
- B From Salisbury to Salisbury
- C Also calls at Wimbledon 0543

London to Winchester, Fareham, Portsmouth, Southampton, Lymington, Yarmouth (IOW), Bournemouth and Weymouth

**Mondays to Fridays until 20 September**

Operator	SW	SW D	SW E	XC	SW	SW	SW	SW	SW	SW D	SW	SW F	XC G	SW	SW	GW H
Days of operation/Notes 1st Class/Reservations/Bus/Ferry Catering facilities																
London Waterloo (WAT)		15 d			0630					0703			0642	0735		
Clapham Junction (CLJ)		10 d			0637u					0710u			0649u			
Woking (WOK)		d			0657					0730			0720	0800		
Farnborough (Main) (FNB)		d			0634								0734			
Fleet (FLE)		d			0639								0739			
Reading (RDG)		7 d											0752			
Basingstoke (BSK)		d			0700					0750			0800	0811	0819	
Micheldever (MIC)		d			0710								0810			
Winchester (WIN)		d			0719					0807			0820	0827	0836	0841
Shawford (SHW)		d											0825		0845	
Romsey (ROM)		d								0807						
Chandlers Ford (CFR)		d			0714					0814						
Eastleigh (ESL)		3 a			0720	0728				0820			0830	0845	0851	
Eastleigh (ESL)		3 d			0721	0729				0821			0831	0846	0851	
Hedge End (HDE)		d				0735							0837			
Botley (BOE)		d				0739							0841			
Fareham (FRM)		a				0747							0849			
Portchester (PTC)		a				0753							0855			
Cosham (CSA)		a				0757							0859			
Hilsea (HLS)		a				0803							0904			
Fratton (FTN)		a				0807							0908			
Portsmouth & Southsea (PMS)		a				0811							0912			
Portsmouth Harbour (PMH)		a				0815							0918			
Southampton Airport Parkwy (SOA)		d			0726					0818	0825			0835	0850	0855
Swaythling (SWG)		d			0728						0827					
St Denys (SDN)		d			0731						0830					
Southampton Central (SOU)		a			0736					0825	0835			0842	0857	0902
Southampton Central (SOU)		d			0738		0756	0759		0827	0837			0845	0859	0906
Millbrook (Hants) (MBK)		d			0741						0840					
Redbridge (RDB)		d			0745a						0843a					
Totton (TTN)		d						0804			0833					0911
Ashurst New Forest (ANF)		d						0809								0916
Beaulieu Road (BEU)		d						0813								
Brockenhurst (BCU)		3 a				0809	0819			0843				0912	0924	
Brockenhurst (BCU)		3 d				0810	0820	0829		0844		0859		0913	0925	
Lymington Town (LYT)		d						0837				0907				
Lymington Pier (LYP)		a						0839				0909				
Lymington Pier (LYP)		d	0815						0900							
Yarmouth (I.O.W.) (YMH)		a	0855						0940							
Sway (SWY)		d						0825			0849					0929
New Milton (NWM)		d						0830			0854					0934
Hinton Admiral (HNA)		d						0834			0858					0938
Christchurch (CHR)		d						0839			0903					0943
Pokesdown (POK)		d						0842			0906					0947
Bournemouth (BMH)		a			0824	0846					0910			0913	0928	0953
Bournemouth (BMH)		d						0848		0904	0912					0932
Branksome (BSM)		d						0853		0909	0917					0937
Parkstone (Dorset) (PKS)		d						0856		0912	0920					0940
Poole (POO)		4 a						0859		0916	0923					0943
Poole (POO)		4 d						0900		0917						0944
Hamworthy (HAM)		d						0905		0922						0949
Holton Heath (HOL)		d								0926						
Wareham (WRM)		d						0912		0931						0956
Wool (WOO)		d						0919		0937						1002
Moreton (Dorset) (MTN)		d						0925		0943						
Dorchester South (DCH)		d						0933		0951						1013
Dorchester West (DCW)		d														1018
Upwey (UPW)		d						0939		0958						1026
Weymouth (WEY)		a						0944		1002						1031

NOTES (see introductory pages for explanation of train operator codes and standard symbols)

- a Arrival time
- d Departure time
- u Stops to pick up only
- D To Salisbury
- E Also calls at Brookwood 0626, Winchfield 0645 and Hook 0649
- F Also calls at Surbiton 0700, Walton-On-Thames 0707, Weybridge 0711, Brookwood 0726, Winchfield 0745 and Hook 0749
- G From Birmingham New Street
- H From Bristol Temple Meads

## London to Winchester, Fareham, Portsmouth, Southampton, Lymington, Yarmouth (IOW), Bournemouth and Weymouth

**Mondays to Fridays until 20 September**

Operator	SW	SW	SW	SW	SW	XC	SW	SW	SW	SW	SW	SW	SW	SW	SW	SW	SW
Days of operation/Notes	□	□	□	☐	D	J	□	□	□	□	□	□	□	□	□	□	□
1st Class/Reservations/Bus/Ferry	□	□	□	☐	□	□	□	□	□	□	□	□	□	□	□	□	□
Catering facilities	□	□	□	☐	□	□	□	□	□	□	□	□	□	□	□	□	□
London Waterloo (WAT)	15 d	0805					0808						0905				0909
Clapham Junction (CLJ)	10 d	0812u											0912u				
Woking (WOK)	d						0834			0900							0934
Farnborough (Main) (FNB)	d						0844										0944
Fleet (FLE)	d						0850										0950
Reading (RDG)	7 d							0853									
Basingstoke (BSK)	d	0849					0903	0911					0949				1003
Micheldever (MIC)	d						0913										1013
Winchester (WIN)	d	0906					0922	0927	0935			0949	1005				1022
Shawford (SHW)	d											0954					
Romsey (ROM)	d					0907											1007
Chandlers Ford (CFR)	d					0914											1014
Eastleigh (ESL)	3 a					0920	0930					0959					1020 1030
Eastleigh (ESL)	3 d					0921	0931					1004					1021 1031
Hedge End (HDE)	d						0937										1037
Botley (BOE)	d						0941										1041
Fareham (FRM)	a						0949										1049
Portchester (PTC)	a						0955										1055
Cosham (CSA)	a						0959										1059
Hilsea (HLS)	a						1004										1104
Fratton (FTN)	a						1008										1108
Portsmouth & Southsea (PMS)	a						1012										1112
Portsmouth Harbour (PMH)	a						1018										1118
Southampton Airport Parkwy (SOA)	4 d	0914				0925		0936	0944			1008	1014				1025
Swaythling (SWG)	d					0927											1027
St Denys (SDN)	d					0930											1030
Southampton Central (SOU)	a	0922				0937		0943	0951			1017	1022				1035
Southampton Central (SOU)	d	0925				0939		0945	0952			0956					1037
Millbrook (Hants) (MBK)	d					0942											1040
Redbridge (RDB)	d					0945a											1043a
Totton (TTN)	d											1001					
Ashurst New Forest (ANF)	d											1006					
Beaulieu Road (BEU)	d											1010					
Brockenhurst (BCU)	3 a	0939						0958	1006			1016		1039			
Brockenhurst (BCU)	3 d	0940	0942					0959	1007	1012	1017			1040	1042		
Lymington Town (LYT)	d		0950							1020					1050		
Lymington Pier (LYP)	a		0952							1022					1052		
Lymington Pier (LYP)	d			1000												1100	
Yarmouth (I.O.W.) (YMH)	a			1040												1140	
Sway (SWY)	d											1022					
New Milton (NWM)	d	0947										1027		1047			
Hinton Admiral (HNA)	d											1031					
Christchurch (CHR)	d	0954										1036		1054			
Pokesdown (POK)	d	0958										1039		1058			
Bournemouth (BMH)	a	1002						1013	1021			1044		1102			
Bournemouth (BMH)	d	1005	1010											1105	1110		
Branksome (BSM)	d		1015												1115		
Parkstone (Dorset) (PKS)	d		1018												1118		
Poole (POO)	4 a	1015	1022											1115	1122		
Poole (POO)	4 d	1016												1116			
Hamworthy (HAM)	d	1021												1121			
Holton Heath (HOL)	d	1025												1125			
Wareham (WRM)	d	1030							1050					1130			
Wool (WOO)	d	1036												1136			
Moreton (Dorset) (MTN)	d	1042												1142			
Dorchester South (DCH)	d	1050							1106					1150			
Dorchester West (DCW)	d																
Upwey (UPW)	d	1057												1157			
Weymouth (WEY)	a	1101							1117					1203			

**NOTES** (see introductory pages for explanation of train operator codes and standard symbols)

- a Arrival time
- d Departure time
- u Stops to pick up only
- D To Salisbury
- J From Manchester Piccadilly

## London to Winchester, Fareham, Portsmouth, Southampton, Lymington, Yarmouth (IOW), Bournemouth and Weymouth

**Mondays to Fridays until 20 September**

Operator	XC	SW	SW	SW	SW	GW	SW	SW	SW	SW	SW	XC	SW	SW	SW	SW
Days of operation/Notes	K	□	□	□	□	L	□	□	□	□	D	J	□	□	□	□
1st Class/Reservations/Bus/Ferry	◇											◇				
Catering facilities	⚓											⚓				
London Waterloo (WAT)	⚓	d	0935					1005					1009			1035
Clapham Junction (CLJ)	⚓	d						1012u								
Woking (WOK)		d	1000										1034			1100
Farnborough (Main) (FNB)		d											1044			
Fleet (FLE)		d											1050			
Reading (RDG)	7	d	0952											1052		
Basingstoke (BSK)		d	1011					1049					1103	1111		
Micheldever (MIC)		d											1113			
Winchester (WIN)		d	1027	1033			1049	1105					1122	1127	1133	
Shawford (SHW)		d					1054									1149
Romsey (ROM)		d											1107			
Chandlers Ford (CFR)		d											1114			
Eastleigh (ESL)	3	a					1059						1120	1130		1159
Eastleigh (ESL)	3	d					1100						1121	1131		1200
Hedge End (HDE)		d												1137		
Botley (BOE)		d												1141		
Fareham (FRM)		a												1149		
Portchester (PTC)		a												1155		
Cosham (CSA)		a												1159		
Hilsea (HLS)		a												1204		
Fratton (FTN)		a												1208		
Portsmouth & Southsea (PMS)		a												1212		
Portsmouth Harbour (PMH)	⚓	a												1218		
Southampton Airport Parkwy (SOA)	↔	d	1035	1042			1105	1114					1125		1136	1142
Swaythling (SWG)		d											1127			
St Denys (SDN)		d											1130			
Southampton Central (SOU)		a	1042	1049			1112	1122					1135		1143	1149
Southampton Central (SOU)		d	1045	1051			1058	1124					1137		1145	1152
Millbrook (Hants) (MBK)		d											1140			
Redbridge (RDB)		d											1143a			
Totton (TTN)		d					1104									1201
Ashurst New Forest (ANF)		d					1108									1206
Beaulieu Road (BEU)		d														1210
Brockenhurst (BCU)	3	a		1105			1116	1138							1205	1216
Brockenhurst (BCU)	3	d		1106	1112	1117		1139	1142						1206	1212
Lymington Town (LYT)		d			1120				1150							1220
Lymington Pier (LYP)		a			1122				1152							1222
Lymington Pier (LYP)	⚓	d											1200			
Yarmouth (I.O.W.) (YMH)	⚓	a											1240			
Sway (SWY)		d			1122											1222
New Milton (NWM)		d			1127			1146								1227
Hinton Admiral (HNA)		d			1131											1231
Christchurch (CHR)		d			1136			1153								1236
Pokesdown (POK)		d			1139			1157								1239
Bournemouth (BMH)		a	1114	1120			1144	1201						1213	1220	1244
Bournemouth (BMH)		d		1124				1205	1210							1224
Branksome (BSM)		d		1129					1215							1229
Parkstone (Dorset) (PKS)		d		1132					1218							1232
Poole (POO)	4	a		1136				1215	1222							1236
Poole (POO)	4	d		1137				1216								1237
Hamworthy (HAM)		d		1142				1221								1242
Holton Heath (HOL)		d						1225								
Wareham (WRM)		d		1149				1230								1249
Wool (WOO)		d						1236								
Moreton (Dorset) (MTN)		d						1242								
Dorchester South (DCH)		d		1205				1250								1305
Dorchester West (DCW)		d						1213								
Upwey (UPW)		d						1222	1257							
Weymouth (WEY)		a		1215				1227	1303							1315

**NOTES** (see introductory pages for explanation of train operator codes and standard symbols)

- a Arrival time
- d Departure time
- u Stops to pick up only
- D To Salisbury
- J From Manchester Piccadilly
- K From Nottingham
- L From Gloucester

London to Winchester, Fareham, Portsmouth, Southampton, Lymington, Yarmouth (IOW), Bournemouth and Weymouth

**Mondays to Fridays until 20 September**

Operator	SW	SW	SW	SW	SW	SW	XC	SW	SW	SW	SW	GW	SW	SW	SW	SW	SW
Days of operation/Notes 1st Class/Reservations/Bus/Ferry Catering facilities	□	□	□	☐	D	□	J	□	□	□	□	L	□	□	□	☐	D
London Waterloo (WAT)	15 d	1105				1109		1135								1205	
Clapham Junction (CLJ)	10 d	1112u														1212u	
Woking (WOK)	d					1134		1200									
Farnborough (Main) (FNB)	d					1144											
Fleet (FLE)	d					1150											
Reading (RDG)	7 d						1151										
Basingstoke (BSK)	d	1149				1203	1211									1248	
Micheldever (MIC)	d					1213											
Winchester (WIN)	d	1205				1222	1227	1233					1253			1305	
Shawford (SHW)	d												1258				
Romsey (ROM)	d					1207											1307
Chandlers Ford (CFR)	d					1214											1314
Eastleigh (ESL)	3 a					1220	1230						1303				1320
Eastleigh (ESL)	3 d					1221	1231						1304				1321
Hedge End (HDE)	d						1237										
Botley (BOE)	d						1241										
Fareham (FRM)	a						1249										
Portchester (PTC)	a						1255										
Cosham (CSA)	a						1259										
Hilsea (HLS)	a						1304										
Fratton (FTN)	a						1308										
Portsmouth & Southsea (PMS)	a						1312										
Portsmouth Harbour (PMH)	a						1318										
Southampton Airport Parkwy (SOA)	4 d	1214				1225		1241	1244				1308			1314	1325
Swaythling (SWG)	d					1227											1327
St Denys (SDN)	d					1230											1330
Southampton Central (SOU)	a	1222				1235		1248	1252				1317			1322	1335
Southampton Central (SOU)	d	1224				1237		1249	1253				1256			1324	1337
Millbrook (Hants) (MBK)	d					1240											1340
Redbridge (RDB)	d					1243a											1343a
Totton (TTN)	d												1302				
Ashurst New Forest (ANF)	d												1306				
Beaulieu Road (BEU)	d																
Brockenhurst (BCU)	3 a	1238						1308					1316			1338	
Brockenhurst (BCU)	3 d	1239	1242					1308	1312	1317						1339	1342
Lymington Town (LYT)	d		1250						1320							1350	
Lymington Pier (LYP)	a		1252						1322							1352	
Lymington Pier (LYP)	d					1300											1400
Yarmouth (I.O.W.) (YMH)	a					1340											1440
Sway (SWY)	d												1322				
New Milton (NWM)	d	1246											1327			1346	
Hinton Admiral (HNA)	d												1331				
Christchurch (CHR)	d	1253											1336			1353	
Pokesdown (POK)	d	1257											1339			1357	
Bournemouth (BMH)	a	1301						1317	1323				1344			1401	
Bournemouth (BMH)	d	1305	1310													1405	1410
Branksome (BSM)	d		1315													1415	
Parkstone (Dorset) (PKS)	d		1318													1418	
Poole (POO)	4 a	1315	1322													1415	1422
Poole (POO)	4 d	1316														1416	
Hamworthy (HAM)	d	1321														1421	
Holton Heath (HOL)	d	1325														1425	
Wareham (WRM)	d	1330														1430	
Wool (WOO)	d	1336														1436	
Moreton (Dorset) (MTN)	d	1342														1442	
Dorchester South (DCH)	d	1350														1450	
Dorchester West (DCW)	d												1413				
Upwey (UPW)	d	1357											1422	1457			
Weymouth (WEY)	a	1403							1417				1427	1503			

NOTES (see introductory pages for explanation of train operator codes and standard symbols)

- a Arrival time
- d Departure time
- u Stops to pick up only
- D To Salisbury
- J From Manchester Piccadilly
- L From Gloucester

## London to Winchester, Fareham, Portsmouth, Southampton, Lymington, Yarmouth (IOW), Bournemouth and Weymouth

**Mondays to Fridays until 20 September**

Operator	SW	XC	SW	SW	SW	SW	SW	SW	SW	SW	SW	XC	SW	SW	SW	SW
Days of operation/Notes 1st Class/Reservations/Bus/Ferry Catering facilities	□	J □◇ ⚓	□	□	□	□	□	□	□	□	□	J □◇ ⚓	□	□	□	□
London Waterloo (WAT)	15 d		1209	1235					1305				1309			1335
Clapham Junction (CLJ)	10 d								1312u							
Woking (WOK)	d		1234	1300									1334		1401	
Farnborough (Main) (FNB)	d		1244										1344			
Fleet (FLE)	d		1250										1350			
Reading (RDG)	7 d			1251										1352		
Basingstoke (BSK)	d		1303	1311					1349				1403	1411		
Micheldever (MIC)	d		1313										1413			
Winchester (WIN)	d		1322	1327	1333			1349	1405				1422	1427	1433	1449
Shawford (SHW)	d							1354								1454
Romsey (ROM)	d												1407			
Chandlers Ford (CFR)	d												1414			
Eastleigh (ESL)	3 a		1330					1359					1420	1430		1459
Eastleigh (ESL)	3 d		1331					1400					1421	1431		1500
Hedge End (HDE)	d		1337											1437		
Botley (BOE)	d		1341											1441		
Fareham (FRM)	a		1349											1449		
Portchester (PTC)	a		1355											1455		
Cosham (CSA)	a		1359											1459		
Hilsea (HLS)	a		1404											1504		
Fratton (FTN)	a		1408											1508		
Portsmouth & Southsea (PMS)	a		1412											1512		
Portsmouth Harbour (PMH)	a		1418											1518		
Southampton Airport Parkwy (SOA)	d		1336	1343				1405	1414				1425		1435	1442
Swaythling (SWG)	d												1427			
St Denys (SDN)	d												1430			
Southampton Central (SOU)	a		1343	1350				1412	1422				1435		1442	1449
Southampton Central (SOU)	d		1345	1352					1424				1437		1445	1451
Millbrook (Hants) (MBK)	d												1440			
Redbridge (RDB)	d												1443a			
Totton (TTN)	d							1401								1501
Ashurst New Forest (ANF)	d							1406								1506
Beaulieu Road (BEU)	d							1410								
Brockenhurst (BCU)	3 a			1405				1416		1438					1504	1516
Brockenhurst (BCU)	3 d			1406	1412	1417			1439	1442					1505	1512
Lymington Town (LYT)	d				1420					1450						1520
Lymington Pier (LYP)	a				1422					1452						1522
Lymington Pier (LYP)	d												1500			
Yarmouth (I.O.W.) (YMH)	a												1540			
Sway (SWY)	d							1422								1522
New Milton (NWM)	d							1427		1446						1527
Hinton Admiral (HNA)	d							1431								1531
Christchurch (CHR)	d							1436		1453						1536
Pokesdown (POK)	d							1439		1457						1539
Bournemouth (BMH)	a		1413	1421				1444		1501				1513	1520	1544
Bournemouth (BMH)	d			1425					1505	1510						1524
Branksome (BSM)	d			1430						1515						1529
Parkstone (Dorset) (PKS)	d			1433						1518						1532
Poole (POO)	4 a			1437						1515	1522					1536
Poole (POO)	4 d			1438						1516						1537
Hamworthy (HAM)	d			1443						1521						1542
Holton Heath (HOL)	d									1525						
Wareham (WRM)	d			1449						1530						1549
Wool (WOO)	d									1536						
Moreton (Dorset) (MTN)	d									1542						
Dorchester South (DCH)	d			1506						1550						1605
Dorchester West (DCW)	d															
Upwey (UPW)	d									1557						
Weymouth (WEY)	a			1516						1603						1616

**NOTES** (see introductory pages for explanation of train operator codes and standard symbols)

- a Arrival time
- d Departure time
- u Stops to pick up only
- D To Salisbury
- J From Manchester Piccadilly

London to Winchester, Fareham, Portsmouth, Southampton, Lymington, Yarmouth (IOW), Bournemouth and Weymouth

**Mondays to Fridays until 20 September**

Operator	GW	SW	SW	SW	SW	SW	SW	XC	SW	SW	SW	SW	SW	SW	SW	SW	SW
Days of operation/Notes 1st Class/Reservations/Bus/Ferry Catering facilities	L	□	□	□	☞	D	□	J □◇ ⌘	□	□	□	□	□	□	□	☞	□
London Waterloo (WAT)	15 d		1405				1409		1435						1505		
Clapham Junction (CLJ)	10 d		1412u												1512u		
Woking (WOK)	d						1434		1500								
Farnborough (Main) (FNB)	d						1444										
Fleet (FLE)	d						1450										
Reading (RDG)	7 d							1450									
Basingstoke (BSK)	d		1449				1503	1511							1549		
Micheldever (MIC)	d						1513										
Winchester (WIN)	d		1505				1522	1527	1532				1549	1605			
Shawford (SHW)	d												1554				
Romsey (ROM)	d						1507										
Chandlers Ford (CFR)	d						1514										
Eastleigh (ESL)	3 a						1520	1530					1559				
Eastleigh (ESL)	3 d						1521	1531					1600				
Hedge End (HDE)	d							1537									
Botley (BOE)	d							1541									
Fareham (FRM)	a							1549									
Portchester (PTC)	a							1555									
Cosham (CSA)	a							1559									
Hilsea (HLS)	a							1604									
Fratton (FTN)	a							1608									
Portsmouth & Southsea (PMS)	a							1612									
Portsmouth Harbour (PMH)	☞ a							1618									
Southampton Airport Parkwy (SOA)	← d		1514				1525		1536	1541			1605	1614			
Swaythling (SWG)	d						1527										
St Denys (SDN)	d						1530										
Southampton Central (SOU)	a		1522				1536		1543	1549			1614	1621			←
Southampton Central (SOU)	d		1524				1537		1545	1551		1556	1626	1628			1628
Millbrook (Hants) (MBK)	d						1540										
Redbridge (RDB)	d						1543a										
Totton (TTN)	d												1601				1634
Ashurst New Forest (ANF)	d												1606				1639
Beaulieu Road (BEU)	d												1610				
Brockenhurst (BCU)	3 a		1538						1604	1616			1639				1647
Brockenhurst (BCU)	3 d		1539	1542					1605	1612	1626		1640	1644			1647
Lymington Town (LYT)	d			1550						1620				1652			
Lymington Pier (LYP)	a			1552						1622				1654			
Lymington Pier (LYP)	☞ d					1600										1700	
Yarmouth (I.O.W.) (YMH)	☞ a					1640										1740	
Sway (SWY)	d												1631				1652
New Milton (NWM)	d		1546										1636				1657
Hinton Admiral (HNA)	d												1640				1701
Christchurch (CHR)	d		1553										1645				1706
Pokesdown (POK)	d		1557										1648				1709
Bournemouth (BMH)	a		1601					1613	1620		1653		1701				1713
Bournemouth (BMH)	d		1605	1610									1624		1702		1715
Branksome (BSM)	d			1615									1629		1708		
Parkstone (Dorset) (PKS)	d			1618									1632		1711		
Poole (POO)	4 a		1615	1622									1636		1716		1724
Poole (POO)	4 d		1616										1637		1717		
Hamworthy (HAM)	d		1621										1642		1722		
Holton Heath (HOL)	d		1625												1726		
Wareham (WRM)	d		1630							1649					1730		
Wool (WOO)	d		1636							1655					1737		
Moreton (Dorset) (MTN)	d		1642												1743		
Dorchester South (DCH)	d		1650						1706						1751		
Dorchester West (DCW)	d	1613															
Upwey (UPW)	d	1622	1657												1757		
Weymouth (WEY)	a	1627	1703						1715						1802		

NOTES (see introductory pages for explanation of train operator codes and standard symbols)

- a Arrival time
- d Departure time
- u Stops to pick up only
- D To Salisbury
- J From Manchester Piccadilly
- L From Gloucester

London to Winchester, Fareham, Portsmouth, Southampton, Lymington, Yarmouth (IOW), Bournemouth and Weymouth

**Mondays to Fridays until 20 September**

Operator	SW D	SW	XC J	SW	SW	SW	SW	SW	SW M	GW L	SW	SW	SW	SW	SW D	SW
Days of operation/Notes 1st Class/Reservations/Bus/Ferry Catering facilities	□	□	□◇ ⚓	□	□	□	□	□	□		□	□	□	□	□	□
London Waterloo (WAT)	15 d	1509		1535					1512		1605					1609
Clapham Junction (CLJ)	10 d								1519u		1612u					
Woking (WOK)	d	1534		1600					1549							1634
Farnborough (Main) (FNB)	d	1544							1603							1644
Fleet (FLE)	d	1550							1608							1650
Reading (RDG)	7 d		1552													
Basingstoke (BSK)	d	1603	1613						1629		1648					1703
Micheldever (MIC)	d	1613														1713
Winchester (WIN)	d	1622	1628	1633				1639	1645		1705					1722
Shawford (SHW)	d							1644								
Romsey (ROM)	d	1607														1707
Chandlers Ford (CFR)	d	1614														1714
Eastleigh (ESL)	3 a	1620	1630					1649	1653							1720 1730
Eastleigh (ESL)	3 d	1621	1631					1650	1654							1721 1731
Hedge End (HDE)	d		1637						1701							1737
Botley (BOE)	d		1641						1705							1741
Fareham (FRM)	a		1649						1718							1749
Portchester (PTC)	a		1655						1724							1755
Cosham (CSA)	a		1659						1728							1759
Hilsea (HLS)	a		1704													1804
Fratton (FTN)	a		1708						1738							1808
Portsmouth & Southsea (PMS)	a		1712						1742							1812
Portsmouth Harbour (PMH)	a		1718						1747							1820
Southampton Airport Parkwy (SOA)	d	1625		1637	1642				1654		1714					1725
Swaythling (SWG)	d	1627							1657							1727
St Denys (SDN)	d	1630							1700							1730
Southampton Central (SOU)	a	1635		1645	1649			1705			1721				1735	
Southampton Central (SOU)	d	1637		1647	1653 1656			1656	1713		1725 1728			1728	1737	
Millbrook (Hants) (MBK)	d	1640														1740
Redbridge (RDB)	d	1643a							1717							1743a
Totton (TTN)	d							1702	1720							1733
Ashurst New Forest (ANF)	d							1707								1738
Beaulieu Road (BEU)	d							1711								
Brockenhurst (BCU)	3 a			1710				1717	1731		1738					1746
Brockenhurst (BCU)	3 d			1711		1714	1718	1731			1739	1744				1746
Lymington Town (LYT)	d					1722						1752				
Lymington Pier (LYP)	a					1724						1754				
Lymington Pier (LYP)	d												1800			
Yarmouth (I.O.W.) (YMH)	a												1840			
Sway (SWY)	d							1722								1751
New Milton (NWM)	d							1727	1738							1756
Hinton Admiral (HNA)	d							1731								1800
Christchurch (CHR)	d							1736	1745							1805
Pokesdown (POK)	d							1740								1808
Bournemouth (BMH)	a			1721	1726			1744	1752		1755					1812
Bournemouth (BMH)	d			1728				1745			1757					1814
Branksome (BSM)	d			1733				1750			1802					1819
Parkstone (Dorset) (PKS)	d			1736				1753			1805					1822
Poole (POO)	4 a			1739				1757			1809					1825
Poole (POO)	4 d			1740							1810					
Hamworthy (HAM)	d			1745							1815					
Holton Heath (HOL)	d										1819					
Wareham (WRM)	d			1752							1824					
Wool (WOO)	d			1758							1830					
Moreton (Dorset) (MTN)	d										1841c					
Dorchester South (DCH)	d			1809							1849					
Dorchester West (DCW)	d									1814						
Upwey (UPW)	d									1822	1855					
Weymouth (WEY)	a			1818						1827	1902					

NOTES (see introductory pages for explanation of train operator codes and standard symbols)

- a Arrival time
- d Departure time
- u Stops to pick up only
- c Arrives 5 minutes earlier
- D To Salisbury
- J From Manchester Piccadilly
- L From Gloucester
- M Also calls at Surbiton 1530, Walton-On-Thames 1537, Weybridge 1541, Brookwood 1555, Winchfield 1614 and Hook 1618



London to Winchester, Fareham, Portsmouth, Southampton, Lymington, Yarmouth (IOW), Bournemouth and Weymouth

**Mondays to Fridays until 20 September**







Operator	XC	SW	SW	SW	SW	SW	SW	SW	GW	SW	SW	SW	SW	SW	XC	SW	SW	SW
Days of operation/Notes	J	□	□	□	TWX	□	N	L	□	□	□	D	□	J	□	□	□	
1st Class/Reservations/Bus/Ferry Catering facilities	◇	□	□	□	□	□	□	□	□	□	□	□	□	◇	□	□	□	
London Waterloo (WAT)	15	d	1635				1612			1705			1709			1735		
Clapham Junction (CLJ)	10	d					1619u											
Woking (WOK)		d	1659u				1652						1734					
Farnborough (Main) (FNB)		d					1705						1744					
Fleet (FLE)		d					1710						1750					
Reading (RDG)	7	d	1652												1752			
Basingstoke (BSK)		d	1711	1719			1730			1746			1803	1811		1817		
Micheldever (MIC)		d											1813					
Winchester (WIN)		d	1727	1735			1750			1803			1822	1827		1833		
Shawford (SHW)		d					1754						1827					
Romsey (ROM)		d											1807					
Chandlers Ford (CFR)		d											1814					
Eastleigh (ESL)	3	a					1800						1820	1833				
Eastleigh (ESL)	3	d					1801						1821	1834				
Hedge End (HDE)		d												1840				
Botley (BOE)		d												1844				
Fareham (FRM)		a												1852				
Portchester (PTC)		a												1858				
Cosham (CSA)		a												1902				
Hilsea (HLS)		a												1908				
Fratton (FTN)		a												1912				
Portsmouth & Southsea (PMS)		a												1915				
Portsmouth Harbour (PMH)		a												1921				
Southampton Airport Parkwy (SOA)	4	d	1736	1744			1805			1812			1825		1835	1842		
Swaythling (SWG)		d					1808						1827					
St Denys (SDN)		d					1811						1830					
Southampton Central (SOU)		a	1743	1751			1818			1819			1835		1842	1849		
Southampton Central (SOU)		d	1745	1755 1758			1758			1822 1825			1840		1845	1853 1856		
Millbrook (Hants) (MBK)		d											1842					
Redbridge (RDB)		d											1846a					
Totton (TTN)		d					1804						1831				1901	
Ashurst New Forest (ANF)		d					1808						1835				1906	
Beaulieu Road (BEU)		d					1813											
Brockenhurst (BCU)	3	a	1809				1819						1843		1858	1914		
Brockenhurst (BCU)	3	d	1810	1814			1819						1844	1848	1859	1915	1918	
Lymington Town (LYT)		d		1822									1856				1926	
Lymington Pier (LYP)		a		1824									1858				1928	
Lymington Pier (LYP)		d					1900											
Yarmouth (I.O.W.) (YMH)		a					1940											
Sway (SWY)		d					1824						1848				1919	
New Milton (NWM)		d					1829						1853				1924	
Hinton Admiral (HNA)		d					1833						1857				1928	
Christchurch (CHR)		d					1838						1902				1933	
Pokesdown (POK)		d					1841						1906				1937	
Bournemouth (BMH)		a	1817	1824			1845			1849	1910				1913	1921	1941	
Bournemouth (BMH)		d	1826							1851	1911					1923	1942	
Branksome (BSM)		d	1831							1856	1916					1928	1947	
Parkstone (Dorset) (PKS)		d	1834							1859	1919					1931	1950	
Poole (POO)	4	a	1837							1902	1924					1934	1955	
Poole (POO)	4	d	1838							1903						1935		
Hamworthy (HAM)		d	1843							1908						1940		
Holton Heath (HOL)		d								1912								
Wareham (WRM)		d	1850							1917						1947		
Wool (WOO)		d	1856							1923						1954		
Moreton (Dorset) (MTN)		d								1929								
Dorchester South (DCH)		d	1907							1937						2005		
Dorchester West (DCW)		d							1925									
Upwey (UPW)		d							1933	1944								
Weymouth (WEY)		a	1918						1938	1950						2015		

NOTES (see introductory pages for explanation of train operator codes and standard symbols)

- a Arrival time
- d Departure time
- u Stops to pick up only
- D To Salisbury
- J From Manchester Piccadilly
- L From Gloucester
- N Also calls at Surbiton 1630, Walton-On-Thames 1637, Weybridge 1641, Brookwood 1657, Winchfield 1716 and Hook 1720
- TWX Not Tuesdays and Wednesdays

## London to Winchester, Fareham, Portsmouth, Southampton, Lymington, Yarmouth (IOW), Bournemouth and Weymouth

**Mondays to Fridays until 20 September**

Operator Days of operation/Notes 1st Class/Reservations/Bus/Ferry Catering facilities	SW	SW	GW	SW	SW	SW	SW	SW	XC	SW	SW	SW	SW	SW	SW	SW	SW
		P	L	□	□	□	D	□	J	□	□	□	MFO	□	□	□	□
London Waterloo (WAT)  15 d		1720		1805				1807		1835						1905	
Clapham Junction (CLJ) 10 d								1814u								1912u	
Woking (WOK) d		1745						1834									
Farnborough (Main) (FNB) d		1758						1845									
Fleet (FLE) d		1804						1850									
Reading (RDG) 7 d									1852								
Basingstoke (BSK) d		1824		1846				1903	1912	1917						1948	
Micheldever (MIC) d		1834						1913									
Winchester (WIN) d		1844		1903				1923	1927	1934				1949	2005		
Shawford (SHW) d		1848						1928						1954			
Romsey (ROM) d							1907										
Chandlers Ford (CFR) d							1914										
Eastleigh (ESL) 3 a		1854					1920	1933							1959		
Eastleigh (ESL) 3 d		1855					1921	1934							2000		
Hedge End (HDE) d								1940									
Botley (BOE) d								1944									
Fareham (FRM) a								1952									
Portchester (PTC) a								1958									
Cosham (CSA) a								2002									
Hilsea (HLS) a								2008									
Fratton (FTN) a								2012									
Portsmouth & Southsea (PMS) a								2015									
Portsmouth Harbour (PMH)  a								2021									
Southampton Airport Parkwy (SOA)  d		1859		1911			1925		1936	1943				2004	2014		
Swaythling (SWG) d		1902					1927							2007			
St Denys (SDN) d		1905					1930							2010			
Southampton Central (SOU) a		1916		1918			1935		1944	1950				2015	2021		
Southampton Central (SOU) d				1922	1925		1937		1947	1954	1956				2025	2028	
Millbrook (Hants) (MBK) d							1940										
Redbridge (RDB) d							1943a										
Totton (TTN) d					1930					2002						2033	
Ashurst New Forest (ANF) d					1935					2007						2038	
Beaulieu Road (BEU) d																	
Brockenhurst (BCU) 3 a				1943						2015					2039	2046	
Brockenhurst (BCU) 3 d				1944	1948					2015	2018			2040	2046	2048	
Lymington Town (LYT) d					1956					2026						2056	
Lymington Pier (LYP) a					1958					2028						2058	
Lymington Pier (LYP)  d	2000												2100				
Yarmouth (I.O.W.) (YMH)  a	2040												2140				
Sway (SWY) d					1948					2020						2051	
New Milton (NWM) d					1953					2025						2056	
Hinton Admiral (HNA) d					1957					2029						2100	
Christchurch (CHR) d					2002					2034						2105	
Pokesdown (POK) d					2006					2037						2108	
Bournemouth (BMH) a				1949	2010				2015	2021	2041				2054	2112	
Bournemouth (BMH) d				1950	2011					2022	2043				2058	2114	
Branksome (BSM) d				1955	2016					2027	2048				2103	2119	
Parkstone (Dorset) (PKS) d				1958	2019					2030	2051				2106	2122	
Poole (POO) 4 a				2002	2024					2034	2056				2109	2125	
Poole (POO) 4 d				2003						2035					2110		
Hamworthy (HAM) d				2008						2040					2115		
Holton Heath (HOL) d				2012													
Wareham (WRM) d				2017						2046					2122		
Wool (WOO) d				2023						2053					2129		
Moreton (Dorset) (MTN) d				2029											2137		
Dorchester South (DCH) d				2037						2104					2145		
Dorchester West (DCW) d			2027														
Upwey (UPW) d			2036	2044											2151		
Weymouth (WEY) a			2041	2050						2114					2157		

**NOTES** (see introductory pages for explanation of train operator codes and standard symbols)

- a Arrival time
- d Departure time
- u Stops to pick up only
- D To Salisbury
- J From Manchester Piccadilly
- L From Gloucester
- P Also calls at Brookwood 1751, Winchfield 1809 and Hook 1814
- MFO Mondays and Fridays only

## London to Winchester, Fareham, Portsmouth, Southampton, Lymington, Yarmouth (IOW), Bournemouth and Weymouth

### Mondays to Fridays until 20 September

Operator	SW	SW	XC	SW	SW	SW	SW	SW	SW	SW	SW	XC	GW	SW	SW	SW	GW	
Days of operation/Notes 1st Class/Reservations/Bus/Ferry Catering facilities	D	□	J	□	□	□	□	□	□	□	D	J	H	□	□	□	Q	
	□	□	□	□	□	□	□	□	□	□	□	□	□	□	□	□	□	
London Waterloo (WAT)	15 d	1909		1935					2005			2009			2035			
Clapham Junction (CLJ)	10 d								2012u									
Woking (WOK)	d	1934		2000								2034		2100				
Farnborough (Main) (FNB)	d	1944										2044						
Fleet (FLE)	d	1949										2050						
Reading (RDG)	7 d		1950									2049						
Basingstoke (BSK)	d	2002	2011						2049			2103	2112					
Micheldever (MIC)	d	2012										2113						
Winchester (WIN)	d	2022	2027	2033				2049	2105			2122	2127	2133				
Shawford (SHW)	d	2027						2054				2127						
Romsey (ROM)	d	2007									2107							
Chandlers Ford (CFR)	d	2014									2114							
Eastleigh (ESL)	3 a	2020	2033					2059			2120	2133						
Eastleigh (ESL)	3 d	2021	2034					2103			2121	2133					2209	
Hedge End (HDE)	d		2040									2140						
Botley (BOE)	d		2044									2144						
Fareham (FRM)	a		2052									2151						
Portchester (PTC)	a		2058									2157						
Cosham (CSA)	a		2103									2202						
Hilsea (HLS)	a		2108									2209						
Fratton (FTN)	a		2112									2213						
Portsmouth & Southsea (PMS)	a		2115									2217						
Portsmouth Harbour (PMH)	a		2119									2221						
Southampton Airport Parkwy (SOA)	d	2025		2036	2042				2107	2114		2125		2137		2142		2213
Swaythling (SWG)	d	2027										2127						
St Denys (SDN)	d	2030							2113			2130						
Southampton Central (SOU)	a	2035		2043	2049				2118	2121		2135		2144		2150		2221
Southampton Central (SOU)	d	2037		2045	2051	2056				2125		2137		2146		2152	2156	2222
Millbrook (Hants) (MBK)	d	2040										2140						
Redbridge (RDB)	d	2043a										2143a						
Totton (TTN)	d					2101				2130							2201	
Ashurst New Forest (ANF)	d					2106											2206	
Beaulieu Road (BEU)	d																2210	
Brockenhurst (BCU)	3 a			2104	2116				2141						2205	2216		
Brockenhurst (BCU)	3 d			2105	2117	2118			2142	2148					2206	2217	2218	
Lymington Town (LYT)	d					2126				2156							2226	
Lymington Pier (LYP)	a					2128				2158							2228	
Lymington Pier (LYP)	d																	
Yarmouth (I.O.W.) (YMH)	a																	
Sway (SWY)	d					2122				2146							2222	
New Milton (NWM)	d					2127				2151							2227	
Hinton Admiral (HNA)	d					2131				2155							2231	
Christchurch (CHR)	d					2136				2200							2236	
Pokesdown (POK)	d					2139				2204							2239	
Bournemouth (BMH)	a			2115	2120	2143				2208				2215		2220	2244	
Bournemouth (BMH)	d					2124											2224	
Branksome (BSM)	d					2129											2229	
Parkstone (Dorset) (PKS)	d					2132											2232	
Poole (POO)	4 a					2136											2236	
Poole (POO)	4 d					2137											2237	
Hamworthy (HAM)	d					2142											2242	
Holton Heath (HOL)	d																	
Wareham (WRM)	d					2149											2249	
Wool (WOO)	d					2155											2255	
Moreton (Dorset) (MTN)	d					2201											2301	
Dorchester South (DCH)	d					2209											2309	
Dorchester West (DCW)	d													2255				
Upwey (UPW)	d					2216								2303	2316			
Weymouth (WEY)	a					2220								2308	2320			

**NOTES** (see introductory pages for explanation of train operator codes and standard symbols)

- a Arrival time
- d Departure time
- u Stops to pick up only
- D To Salisbury
- H From Bristol Temple Meads
- J From Manchester Piccadilly
- Q From Portsmouth Harbour to Bristol Temple Meads

London to Winchester, Fareham, Portsmouth, Southampton, Lymington, Yarmouth (IOW), Bournemouth and Weymouth

**Mondays to Fridays until 20 September**

Operator	SW	GW	SW	GW	SW	XC	SW	SW	SW	SW	SN	SW	XC	SW	SW	SW	SW	
Days of operation/Notes 1st Class/Reservations/Bus/Ferry Catering facilities	□	R	D	R	□	J □◇ ⚓	□	□	□	D	S	□	J □◇ ⚓	□	□	□	□	
London Waterloo (WAT)	16 d	2105			2109		2135		2205			2208		2235	2305	2335	0105	
Clapham Junction (CLJ)	10 d	2112u							2212u			2215u			2312u	2344u	0115	
Woking (WOK)	d				2134		2200					2235		2300	2333	0004	0142	
Farnborough (Main) (FNB)	d				2144							2245				0015	0151s	
Fleet (FLE)	d				2150							2251				0020	0157s	
Reading (RDG)	7 d					2152							2249					
Basingstoke (BSK)	d	2149			2203	2211			2250			2304	2311		2353	0035	0209s	
Micheldever (MIC)	d				2213							2314			0003			
Winchester (WIN)	d	2205			2222	2227	2234		2306			2323	2327	2333	0012	0051	0226s	
Shawford (SHW)	d				2227							2328			0017			
Romsey (ROM)	d		2155	2207								2311						
Chandlers Ford (CFR)	d			2214								2318						
Eastleigh (ESL)	3 a		2219	2221	←	2234						2324		2339		0022	0059	0235s
Eastleigh (ESL)	3 d		2224	2222	→	2224	2235					2324	2330	2339		0023	0100	
Hedge End (HDE)	d				2230	2241								2346				
Botley (BOE)	d				2234	2245								2350				
Fareham (FRM)	a				2241	2253						2344		2357				
Portchester (PTC)	a					2259								0004				
Cosham (CSA)	a					2303						2352		0008				
Hilsea (HLS)	a					2309								0013				
Fratton (FTN)	a				2256	2313								0017				
Portsmouth & Southsea (PMS)	a				2259	2317								0021				
Portsmouth Harbour (PMH)	⚓ a				2304	2322								0025				
Southampton Airport Parkwy (SOA)	↔ d	2217		2226		2235	2243		2315	2328				2335	2342	0028	0105	0239s
Swaythling (SWG)	d			2228						2331								
St Denys (SDN)	d			2231						2334						0032s		0244s
Southampton Central (SOU)	a	2225		2236		2244	2250		2322	2340				2345	2349	0037	0112	0249
Southampton Central (SOU)	d	2226		2238		2245	2252		2324	2342				2353			0113	
Millbrook (Hants) (MBK)	d			2240						2344								
Redbridge (RDB)	d			2244a						2348a								
Totton (TTN)	d	2232								2329							0119s	
Ashurst New Forest (ANF)	d	2237								2334								
Beaulieu Road (BEU)	d																	
Brockenhurst (BCU)	3 a	2245					2305		2342					0006		0130s		
Brockenhurst (BCU)	3 d	2246					2306	2316	2343					0007				
Lymington Town (LYT)	d																	
Lymington Pier (LYP)	a																	
Lymington Pier (LYP)	⚓ d																	
Yarmouth (I.O.W.) (YMH)	⚓ a																	
Sway (SWY)	d	2250							2321	2347								
New Milton (NWM)	d	2255							2326	2352						0137s		
Hinton Admiral (HNA)	d	2259							2330	2356								
Christchurch (CHR)	d	2304							2335	0002						0144s		
Pokesdown (POK)	d	2308							2338	0006						0148s		
Bournemouth (BMH)	a	2312				2316	2320	2342	0010					0022		0152		
Bournemouth (BMH)	d							2324	2344						0024			
Branksome (BSM)	d							2329	2349						0029			
Parkstone (Dorset) (PKS)	d							2332	2352						0032			
Poole (POO)	4 a							2336	2355						0036			
Poole (POO)	4 d							2337										
Hamworthy (HAM)	d							2342										
Holton Heath (HOL)	d																	
Wareham (WRM)	d							2349										
Wool (WOO)	d							2355										
Moreton (Dorset) (MTN)	d							0002										
Dorchester South (DCH)	d							0010										
Dorchester West (DCW)	d																	
Upwey (UPW)	d							0016										
Weymouth (WEY)	a							0022										

NOTES (see introductory pages for explanation of train operator codes and standard symbols)

- a Arrival time
- d Departure time
- s Stops to set down only
- u Stops to pick up only
- D To Salisbury
- J From Manchester Piccadilly
- R From Cardiff Central to Portsmouth Harbour
- S From Southampton Central to Littlehampton
- T Also calls at Vauxhall 0109, Wimbledon 0120 and Surbiton 0128
- SM Saturday mornings

London to Winchester, Fareham, Portsmouth, Southampton, Lymington, Yarmouth (IOW), Bournemouth and Weymouth

**Mondays to Fridays from 23 September**

Operator Days of operation/Notes 1st Class/Reservations/Bus/Ferry	SW	SW	SW	SW	SW	SW	GW	SW	SW	SW	SW	SW	SW	SW	SW	SW	SW
	□	□	□	□	☞	□	A	□	□	□	B	□	C	□	□	□	□
London Waterloo (WAT) ☞ 15 d													0530				
Clapham Junction (CLJ) 10 d													0537u				
Woking (WOK) d													0601				
Farnborough (Main) (FNB) d																	
Fleet (FLE) d																	
Reading (RDG) 7 d																	
Basingstoke (BSK) d													0621				
Micheldever (MIC) d																	
Winchester (WIN) d													0638				
Shawford (SHW) d													0642				
Romsey (ROM) d												0558					
Chandlers Ford (CFR) d												0606					
Eastleigh (ESL) 3 a												0611		0648			
Eastleigh (ESL) 3 d								0601		0612	0628	0649	0702				
Hedge End (HDE) d								0607			0634		0708				
Botley (BOE) d								0611					0712				
Fareham (FRM) a								0619			0646		0720				
Portchester (PTC) a								0625			0652		0726				
Cosham (CSA) a								0630			0657		0730				
Hilsea (HLS) a								0635			0702		0735				
Fratton (FTN) a								0639			0706		0739				
Portsmouth & Southsea (PMS) a								0642			0711		0743				
Portsmouth Harbour (PMH) ☞ a								0646			0716		0748				
Southampton Airport Parkway (SOA) ☜ d											0616		0653				
Swaythling (SWG) d											0618						
St Denys (SDN) d											0625e						
Southampton Central (SOU) a											0630		0700				
Southampton Central (SOU) d						0617					0632		0702				0730
Millbrook (Hants) (MBK) d											0635						
Redbridge (RDB) d											0638a						0735
Totton (TTN) d						0623							0707				0738
Ashurst New Forest (ANF) d						0627											0742
Beaulieu Road (BEU) d																	0747
Brockenhurst (BCU) 3 a						0635							0718				0753
Brockenhurst (BCU) 3 d		0559	0611	0629		0636			0659				0718		0729		0757
Lymington Town (LYT) d		0607		0637					0707						0737		0807
Lymington Pier (LYP) a		0609		0639					0709						0739		0809
Lymington Pier (LYP) ☞ d					0655												
Yarmouth (I.O.W.) (YMH) ☞ a					0735												
Sway (SWY) d			0616			0641							0723				
New Milton (NWM) d			0621			0646							0728				0804
Hinton Admiral (HNA) d			0625			0650							0732				
Christchurch (CHR) d			0631			0656							0738				0811
Pokesdown (POK) d			0634			0659							0741				
Bournemouth (BMH) a			0638			0703							0745				0817
Bournemouth (BMH) d	0606		0640			0707							0747			0804	0818
Branksome (BSM) d	0611		0645			0712							0752			0809	0823
Parkstone (Dorset) (PKS) d	0614		0648			0715							0755			0812	0826
Poole (POO) 4 a	0618		0651			0719							0758			0816	0830
Poole (POO) 4 d	0619		0652			0720							0759			0817	
Hamworthy (HAM) d	0624		0657			0725							0804			0822	
Holton Heath (HOL) d	0628		0701			0729							0808			0826	
Wareham (WRM) d	0635		0707			0735							0813			0831	
Wool (WOO) d	0642		0714			0742							0820			0838	
Moreton (Dorset) (MTN) d	0648		0725c			0748							0826			0844	
Dorchester South (DCH) d	0657		0733			0757							0834			0852	
Dorchester West (DCW) d							0808										
Upwey (UPW) d	0704		0739			0804	0817						0840			0859	
Weymouth (WEY) a	0709		0744			0810	0823						0846			0904	

Ferry services between Lymington and Yarmouth are operated by Wightlink. [www.wightlink.co.uk](http://www.wightlink.co.uk) or call 0333 999 7333

For the complete service between London and Basingstoke see table 152, and between Reading and Basingstoke table 120

For the complete service between Romsey and Southampton, also between Fareham and Portsmouth see table 156

NOTES (see introductory pages for explanation of train operator codes and standard symbols)

- a Arrival time
- d Departure time
- u Stops to pick up only
- c Arrives 5 minutes earlier
- e Arrives 4 minutes earlier
- A From Westbury
- B From Salisbury to Salisbury
- C Also calls at Wimbledon 0543

London to Winchester, Fareham, Portsmouth, Southampton, Lymington, Yarmouth (IOW), Bournemouth and Weymouth

**Mondays to Fridays from 23 September**

Operator	SW	SW D	SW E	XC	SW	SW	SW	SW	SW	SW D	SW F	XC G	SW	SW	SW	GW H
Days of operation/Notes 1st Class/Reservations/Bus/Ferry Catering facilities																
London Waterloo (WAT)		15 d			0630					0703		0642			0735	
Clapham Junction (CLJ)		10 d			0637u					0710u		0649u				
Woking (WOK)		d			0657					0730		0720			0800	
Farnborough (Main) (FNB)		d			0634							0734				
Fleet (FLE)		d			0639							0739				
Reading (RDG)		7 d										0752				
Basingstoke (BSK)		d			0700					0750		0800		0811		0819
Micheldever (MIC)		d			0710							0810				
Winchester (WIN)		d			0719					0807		0820		0827		0836 0841
Shawford (SHW)		d										0825				0845
Romsey (ROM)		d									0807					
Chandlers Ford (CFR)		d			0714						0814					
Eastleigh (ESL)		3 a			0720 0728						0820 0830				0845 0851	
Eastleigh (ESL)		3 d			0721 0729						0821 0831				0846 0851	
Hedge End (HDE)		d			0735							0837				
Botley (BOE)		d			0739							0841				
Fareham (FRM)		a			0747							0849				
Portchester (PTC)		a			0753							0855				
Cosham (CSA)		a			0757							0859				
Hilsea (HLS)		a			0804							0904				
Fratton (FTN)		a			0808							0908				
Portsmouth & Southsea (PMS)		a			0812							0912				
Portsmouth Harbour (PMH)		a			0818							0918				
Southampton Airport Parkwy (SOA)		d			0726					0818	0825		0835		0850 0855	
Swaythling (SWG)		d			0728						0827					
St Denys (SDN)		d			0731							0830				
Southampton Central (SOU)		a			0736					0825	0835		0842		0857 0902	
Southampton Central (SOU)		d			0738		0756 0759				0827 0837		0845		0859 0906	
Millbrook (Hants) (MBK)		d			0741							0840				
Redbridge (RDB)		d			0745a							0843a				
Totton (TTN)		d						0804				0832				0911 0916
Ashurst New Forest (ANF)		d						0809								
Beaulieu Road (BEU)		d						0813								
Brockenhurst (BCU)		3 a			0809 0819						0843				0912 0924	
Brockenhurst (BCU)		3 d			0810 0820			0829 0837 0839			0844				0859 0913 0925	
Lymington Town (LYT)		d												0859 0907 0909		
Lymington Pier (LYP)		d														
Lymington Pier (LYP)		d	0815						0900							
Yarmouth (I.O.W.) (YMH)		a	0855						0940							
Sway (SWY)		d						0825			0848					0929 0934
New Milton (NWM)		d						0830			0853					
Hinton Admiral (HNA)		d						0834			0857					0938
Christchurch (CHR)		d						0840			0903					0943
Pokesdown (POK)		d						0843			0906					0947
Bournemouth (BMH)		a			0824 0847						0910		0913		0928 0953	
Bournemouth (BMH)		d						0849			0904 0912					0931
Branksome (BSM)		d						0854			0909 0917					0936
Parkstone (Dorset) (PKS)		d						0857			0912 0920					0939
Poole (POO)		4 a						0900			0916 0923					0943
Poole (POO)		4 d						0901			0917					0944
Hamworthy (HAM)		d						0906			0922					0949
Holton Heath (HOL)		d									0926					
Wareham (WRM)		d						0913			0931					0955
Wool (WOO)		d						0920			0938					1002
Moreton (Dorset) (MTN)		d						0926			0944					
Dorchester South (DCH)		d						0934			0952					1013
Dorchester West (DCW)		d														1018
Upwey (UPW)		d						0940			0959					1026
Weymouth (WEY)		a						0946			1006					1031

NOTES (see introductory pages for explanation of train operator codes and standard symbols)

- a Arrival time
- d Departure time
- u Stops to pick up only
- D To Salisbury
- E Also calls at Brookwood 0626, Winchfield 0645 and Hook 0649
- F Also calls at Surbiton 0700, Walton-On-Thames 0707, Weybridge 0711, Brookwood 0726, Winchfield 0745 and Hook 0749
- G From Birmingham New Street
- H From Bristol Temple Meads

London to Winchester, Fareham, Portsmouth, Southampton, Lymington, Yarmouth (IOW), Bournemouth and Weymouth

**Mondays to Fridays from 23 September**

Operator	SW	SW	SW	SW	SW	SW	XC	SW	SW	SW	SW	SW	SW	SW	SW	SW	SW
Days of operation/Notes	□	□	□	☐	D	□	J	□	□	□	□	□	□	□	□	□	□
1st Class/Reservations/Bus/Ferry	□	□	□	☐	□	□	□	□	□	□	□	□	□	□	□	□	□
Catering facilities	□	□	□	☐	□	□	☐	□	□	□	□	□	□	□	□	□	□
London Waterloo (WAT)	15 d	0805				0808		0835					0905				0909
Clapham Junction (CLJ)	10 d	0812u											0912u				
Woking (WOK)	d					0834		0900									0934
Farnborough (Main) (FNB)	d					0844											0944
Fleet (FLE)	d					0850											0950
Reading (RDG)	7 d							0853									
Basingstoke (BSK)	d	0849				0903	0911						0949				1003
Micheldever (MIC)	d					0913											1013
Winchester (WIN)	d	0906				0922	0927	0935				0949	1005				1022
Shawford (SHW)	d											0954					
Romsey (ROM)	d					0907											1007
Chandlers Ford (CFR)	d					0914											1014
Eastleigh (ESL)	3 a					0920	0930					0959					1020 1030
Eastleigh (ESL)	3 d					0921	0931					1004					1021 1031
Hedge End (HDE)	d						0937										1037
Botley (BOE)	d						0941										1041
Fareham (FRM)	a						0949										1049
Portchester (PTC)	a						0955										1055
Cosham (CSA)	a						0959										1059
Hilsea (HLS)	a						1004										1104
Fratton (FTN)	a						1008										1108
Portsmouth & Southsea (PMS)	a						1012										1112
Portsmouth Harbour (PMH)	a						1018										1118
Southampton Airport Parkwy (SOA)	4 d	0914				0925		0936	0944			1008	1014				1025
Swaythling (SWG)	d					0927											1027
St Denys (SDN)	d					0930											1030
Southampton Central (SOU)	a	0922				0937		0943	0951			1017	1022				1035
Southampton Central (SOU)	d	0925				0939		0945	0952			0956					1037
Millbrook (Hants) (MBK)	d					0942											1040
Redbridge (RDB)	d					0945a											1043a
Totton (TTN)	d											1001					
Ashurst New Forest (ANF)	d											1006					
Beaulieu Road (BEU)	d											1010					
Brockenhurst (BCU)	3 a	0939						0958	1006			1016		1039			
Brockenhurst (BCU)	3 d	0940	0942					0959	1007	1012	1017			1040	1042		
Lymington Town (LYT)	d		0950							1020					1050		
Lymington Pier (LYP)	a		0952							1022					1052		
Lymington Pier (LYP)	d			1000												1100	
Yarmouth (I.O.W.) (YMH)	a			1040												1140	
Sway (SWY)	d											1022					
New Milton (NWM)	d	0947										1027		1047			
Hinton Admiral (HNA)	d											1031					
Christchurch (CHR)	d	0955										1036		1055			
Pokesdown (POK)	d	0959										1039		1059			
Bournemouth (BMH)	a	1003					1013	1022				1044		1103			
Bournemouth (BMH)	d	1006	1010							1026				1106	1110		
Branksome (BSM)	d		1015							1031					1115		
Parkstone (Dorset) (PKS)	d		1018							1035					1118		
Poole (POO)	4 a	1016	1022							1038				1116	1122		
Poole (POO)	4 d	1017								1039				1117			
Hamworthy (HAM)	d	1022								1044				1122			
Holton Heath (HOL)	d	1026												1126			
Wareham (WRM)	d	1031							1051					1131			
Wool (WOO)	d	1038												1138			
Moreton (Dorset) (MTN)	d	1044												1144			
Dorchester South (DCH)	d	1052							1108					1152			
Dorchester West (DCW)	d																
Upwey (UPW)	d	1059												1159			
Weymouth (WEY)	a	1104							1118					1206			

NOTES (see introductory pages for explanation of train operator codes and standard symbols)

- a Arrival time
- d Departure time
- u Stops to pick up only
- D To Salisbury
- J From Manchester Piccadilly

London to Winchester, Fareham, Portsmouth, Southampton, Lymington, Yarmouth (IOW), Bournemouth and Weymouth

**Mondays to Fridays from 23 September**

Operator	XC	SW	SW	SW	SW	GW	SW	SW	SW	SW	SW	SW	XC	SW	SW	SW	SW
Days of operation/Notes	K	□	□	□	□	L	□	□	□	□	D	□	J	□	□	□	□
1st Class/Reservations/Bus/Ferry	◇	□	□	□	□		□	□	□	☞	□	□	◇	□	□	□	□
Catering facilities	⚓												⚓				
London Waterloo (WAT)	15	d	0935					1005					1009				1035
Clapham Junction (CLJ)	10	d						1012u									
Woking (WOK)		d	1000										1034			1100	
Farnborough (Main) (FNB)		d											1044				
Fleet (FLE)		d											1050				
Reading (RDG)	7	d	0952											1052			
Basingstoke (BSK)		d	1011					1049					1103	1111			
Micheldever (MIC)		d											1113				
Winchester (WIN)		d	1027	1033				1105					1122	1127	1133		1149
Shawford (SHW)		d						1054									1154
Romsey (ROM)		d											1107				
Chandlers Ford (CFR)		d											1114				
Eastleigh (ESL)	3	a											1120	1130			1159
Eastleigh (ESL)	3	d											1121	1131			1200
Hedge End (HDE)		d												1137			
Botley (BOE)		d												1141			
Fareham (FRM)		a												1149			
Portchester (PTC)		a												1155			
Cosham (CSA)		a												1159			
Hilsea (HLS)		a												1204			
Fratton (FTN)		a												1208			
Portsmouth & Southsea (PMS)		a												1212			
Portsmouth Harbour (PMH)		a												1218			
Southampton Airport Parkwy (SOA)	4	d	1035	1042				1105					1125		1136	1142	1204
Swaythling (SWG)		d											1127				
St Denys (SDN)		d											1130				
Southampton Central (SOU)		a	1042	1049				1112					1135		1143	1149	1211
Southampton Central (SOU)		d	1045	1051									1137		1145	1152	1156
Millbrook (Hants) (MBK)		d											1140				
Redbridge (RDB)		d											1143a				
Totton (TTN)		d						1104									1201
Ashurst New Forest (ANF)		d						1108									1206
Beaulieu Road (BEU)		d															1210
Brockenhurst (BCU)	3	a		1106				1116							1205		1216
Brockenhurst (BCU)	3	d		1106	1112	1117									1206	1212	1217
Lymington Town (LYT)		d			1120											1220	
Lymington Pier (LYP)		a			1122											1222	
Lymington Pier (LYP)		d											1200				
Yarmouth (I.O.W.) (YMH)		a											1240				
Sway (SWY)		d						1122									1222
New Milton (NWM)		d						1127									1227
Hinton Admiral (HNA)		d						1131									1231
Christchurch (CHR)		d						1136									1236
Pokesdown (POK)		d						1139									1239
Bournemouth (BMH)		a	1114	1122				1144							1213	1221	1244
Bournemouth (BMH)		d		1125													1225
Branksome (BSM)		d		1130													1230
Parkstone (Dorset) (PKS)		d		1133													1233
Poole (POO)	4	a		1137													1237
Poole (POO)	4	d		1138													1238
Hamworthy (HAM)		d		1143													1243
Holton Heath (HOL)		d															
Wareham (WRM)		d		1150													1250
Wool (WOO)		d															
Moreton (Dorset) (MTN)		d															
Dorchester South (DCH)		d		1207													1307
Dorchester West (DCW)		d															
Upwey (UPW)		d						1222									
Weymouth (WEY)		a		1218				1227									1317

NOTES (see introductory pages for explanation of train operator codes and standard symbols)

- a Arrival time
- d Departure time
- u Stops to pick up only
- D To Salisbury
- J From Manchester Piccadilly
- K From Nottingham
- L From Gloucester



## London to Winchester, Fareham, Portsmouth, Southampton, Lymington, Yarmouth (IOW), Bournemouth and Weymouth

**Mondays to Fridays from 23 September**






Operator	SW	SW	SW	SW	SW	SW	XC	SW	SW	SW	SW	GW	SW	SW	SW	SW	SW
Days of operation/Notes 1st Class/Reservations/Bus/Ferry Catering facilities	□	□	□	☐	D	□	J	□	□	□	□	L	□	□	□	☐	D
London Waterloo (WAT)	15 d	1105				1109		1135						1205			
Clapham Junction (CLJ)	10 d	1112u												1212u			
Woking (WOK)	d					1134		1200									
Farnborough (Main) (FNB)	d					1144											
Fleet (FLE)	d					1150											
Reading (RDG)	7 d							1151									
Basingstoke (BSK)	d	1149				1203	1211							1248			
Micheldever (MIC)	d					1213											
Winchester (WIN)	d	1205				1222	1227	1233					1253	1305			
Shawford (SHW)	d												1258				
Romsey (ROM)	d					1207											1307
Chandlers Ford (CFR)	d					1214											1314
Eastleigh (ESL)	3 a					1220	1230						1303				1320
Eastleigh (ESL)	3 d					1221	1231						1304				1321
Hedge End (HDE)	d						1237										
Botley (BOE)	d						1241										
Fareham (FRM)	a						1249										
Portchester (PTC)	a						1255										
Cosham (CSA)	a						1259										
Hilsea (HLS)	a						1304										
Fratton (FTN)	a						1308										
Portsmouth & Southsea (PMS)	a						1312										
Portsmouth Harbour (PMH)	a						1318										
Southampton Airport Parkwy (SOA)	4 d	1214				1225		1241	1244				1308	1314			1325
Swaythling (SWG)	d					1227											1327
St Denys (SDN)	d					1230											1330
Southampton Central (SOU)	a	1222				1235		1248	1252				1317	1322			1335
Southampton Central (SOU)	d	1224				1237		1249	1253				1256	1324			1337
Millbrook (Hants) (MBK)	d					1240											1340
Redbridge (RDB)	d					1243a											1343a
Totton (TTN)	d												1302				
Ashurst New Forest (ANF)	d												1306				
Beaulieu Road (BEU)	d																
Brockenhurst (BCU)	3 a	1238						1308					1316	1338			
Brockenhurst (BCU)	3 d	1239	1242					1308	1312	1317				1339	1342		
Lymington Town (LYT)	d		1250						1320					1350			
Lymington Pier (LYP)	a		1252						1322					1352			
Lymington Pier (LYP)	d					1300											1400
Yarmouth (I.O.W.) (YMH)	a					1340											1440
Sway (SWY)	d												1322				
New Milton (NWM)	d	1246											1327	1346			
Hinton Admiral (HNA)	d												1331				
Christchurch (CHR)	d	1254											1336	1354			
Pokesdown (POK)	d	1258											1339	1358			
Bournemouth (BMH)	a	1302						1317	1324				1344	1402			
Bournemouth (BMH)	d	1306	1310											1406	1410		
Branksome (BSM)	d		1315												1415		
Parkstone (Dorset) (PKS)	d		1318												1418		
Poole (POO)	4 a	1316	1322											1416	1422		
Poole (POO)	4 d	1317												1417			
Hamworthy (HAM)	d	1322												1422			
Holton Heath (HOL)	d	1326												1426			
Wareham (WRM)	d	1331							1352					1431			
Wool (WOO)	d	1338												1438			
Moreton (Dorset) (MTN)	d	1344												1444			
Dorchester South (DCH)	d	1352							1409					1452			
Dorchester West (DCW)	d												1413				
Upwey (UPW)	d	1359											1422	1459			
Weymouth (WEY)	a	1406							1422				1427	1506			

**NOTES** (see introductory pages for explanation of train operator codes and standard symbols)

- a Arrival time
- d Departure time
- u Stops to pick up only
- D To Salisbury
- J From Manchester Piccadilly
- L From Gloucester

## London to Winchester, Fareham, Portsmouth, Southampton, Lymington, Yarmouth (IOW), Bournemouth and Weymouth

### Mondays to Fridays from 23 September

Operator Days of operation/Notes	SW	XC J	SW	SW	SW	SW	SW	SW	SW	SW	SW M	SW MFO N	SW D	SW	XC J	SW	SW	SW
	1	1◇ J	1	1	1	1	1	1	1	1	1	1	1	1	1◇ J	1	1	1
1st Class/Reservations/Bus/Ferry Catering facilities	1	1◇ J	1	1	1	1	1	1	1	1	1	1	1	1	1◇ J	1	1	1
London Waterloo (WAT)  15 d	1209		1235							1305				1309		1335		
Clapham Junction (CLJ) 10 d										1312u								
Woking (WOK) d	1234		1300											1334		1401		
Farnborough (Main) (FNB) d	1244													1344				
Fleet (FLE) d	1250													1350				
Reading (RDG) 7 d			1251													1352		
Basingstoke (BSK) d	1303	1311								1349				1403	1411			
Micheldever (MIC) d	1313													1413				
Winchester (WIN) d	1322	1327	1333				1349	1405						1422	1427	1433		
Shawford (SHW) d							1354											
Romsey (ROM) d														1407				
Chandlers Ford (CFR) d														1414				
Eastleigh (ESL) 3 a	1330						1359							1420	1430			
Eastleigh (ESL) 3 d	1331						1400							1421	1431			
Hedge End (HDE) d	1337														1437			
Botley (BOE) d	1341														1441			
Fareham (FRM) a	1349														1449			
Portchester (PTC) a	1355														1455			
Cosham (CSA) a	1359														1459			
Hilsea (HLS) a	1404														1504			
Fratton (FTN) a	1408														1508			
Portsmouth & Southsea (PMS) a	1412														1512			
Portsmouth Harbour (PMH)  a	1418														1518			
Southampton Airport Parkwy (SOA)  d		1336	1343				1405	1414						1425		1435	1442	
Swaythling (SWG) d														1427				
St Denys (SDN) d														1430				
Southampton Central (SOU) a		1343	1350				1412	1422						1435		1442	1449	
Southampton Central (SOU) d		1345	1352				1356	1424						1437		1445	1451	1456
Millbrook (Hants) (MBK) d														1440				
Redbridge (RDB) d														1443a				
Totton (TTN) d							1401											1501
Ashurst New Forest (ANF) d							1406											1506
Beaulieu Road (BEU) d							1410											
Brockenhurst (BCU) 3 a			1405				1416			1438							1504	1516
Brockenhurst (BCU) 3 d			1406	1412	1417					1439	1442						1505	1512
Lymington Town (LYT) d				1420							1450							1520
Lymington Pier (LYP) a				1422							1452							1522
Lymington Pier (LYP)  d											1500	1500						
Yarmouth (I.O.W.) (YMH)  a											1540	1540						
Sway (SWY) d							1422											1522
New Milton (NWM) d							1427			1446								1527
Hinton Admiral (HNA) d							1431											1531
Christchurch (CHR) d							1436			1454								1536
Pokesdown (POK) d							1439			1458								1539
Bournemouth (BMH) a		1413	1422				1444			1502						1513	1521	1544
Bournemouth (BMH) d			1425							1506	1510							1525
Branksome (BSM) d			1431								1515							1530
Parkstone (Dorset) (PKS) d			1434								1518							1533
Poole (POO) 4 a			1437							1516	1522							1537
Poole (POO) 4 d			1438							1517								1538
Hamworthy (HAM) d			1443							1522								1543
Holton Heath (HOL) d										1526								
Wareham (WRM) d			1450							1531								1550
Wool (WOO) d										1538								
Moreton (Dorset) (MTN) d										1544								
Dorchester South (DCH) d			1507							1552								1607
Dorchester West (DCW) d																		
Upwey (UPW) d										1559								
Weymouth (WEY) a			1518							1606								1618

**NOTES** (see introductory pages for explanation of train operator codes and standard symbols)

- a Arrival time
- d Departure time
- u Stops to pick up only
- D To Salisbury
- J From Manchester Piccadilly
- M Runs until 1 November
- N Runs from 4 November
- MFO Mondays and Fridays only

## London to Winchester, Fareham, Portsmouth, Southampton, Lymington, Yarmouth (IOW), Bournemouth and Weymouth

**Mondays to Fridays from 23 September**

Operator	SW	GW	SW	SW	SW	SW	SW	SW	XC	SW	SW	SW	SW	SW	SW	SW	SW	SW	
Days of operation/Notes 1st Class/Reservations/Bus/Ferry Catering facilities	□	L	□	□	□	☞	D	□	J	□	□	□	□	□	□	□	□	□	M
London Waterloo (WAT)	15	d			1405					1409		1435						1505	
Clapham Junction (CLJ)	10	d			1412u													1512u	
Woking (WOK)		d								1434		1500							
Farnborough (Main) (FNB)		d								1444									
Fleet (FLE)		d								1450									
Reading (RDG)	7	d									1450								
Basingstoke (BSK)		d			1449					1503	1511							1549	
Micheldever (MIC)		d								1513									
Winchester (WIN)		d	1449		1505					1522	1527	1532			1549		1605		
Shawford (SHW)		d	1454												1554				
Romsey (ROM)		d								1507									
Chandlers Ford (CFR)		d								1514									
Eastleigh (ESL)	3	a	1459							1520	1530				1559				
Eastleigh (ESL)	3	d	1500							1521	1531				1600				
Hedge End (HDE)		d									1537								
Botley (BOE)		d									1541								
Fareham (FRM)		a									1549								
Portchester (PTC)		a									1555								
Cosham (CSA)		a									1559								
Hilsea (HLS)		a									1604								
Fratton (FTN)		a									1608								
Portsmouth & Southsea (PMS)		a									1612								
Portsmouth Harbour (PMH)		a									1618								
Southampton Airport Parkwy (SOA)		d	1505		1514					1525		1536	1541		1605		1614		
Swaythling (SWG)		d								1527									
St Denys (SDN)		d								1530									
Southampton Central (SOU)		a	1515		1522					1536		1543	1549		1614		1621		
Southampton Central (SOU)		d			1524					1537		1545	1551		1556		1626	1628	
Millbrook (Hants) (MBK)		d								1540									
Redbridge (RDB)		d								1543a									
Totton (TTN)		d												1601					
Ashurst New Forest (ANF)		d												1606					
Beaulieu Road (BEU)		d												1610					
Brockenhurst (BCU)	3	a			1538							1604		1616		1639			
Brockenhurst (BCU)	3	d			1539		1542					1605	1612	1626		1640		1644	
Lymington Town (LYT)		d					1550						1620					1652	
Lymington Pier (LYP)		a					1552						1622					1654	
Lymington Pier (LYP)		d						1600											1700
Yarmouth (I.O.W.) (YMH)		a						1640											1740
Sway (SWY)		d												1631					
New Milton (NWM)		d			1546									1636					
Hinton Admiral (HNA)		d												1640					
Christchurch (CHR)		d			1554									1645					
Pokesdown (POK)		d			1558									1648					
Bournemouth (BMH)		a			1602						1613	1621		1653		1701			
Bournemouth (BMH)		d			1606	1610								1625				1702	
Branksome (BSM)		d				1615								1630				1708	
Parkstone (Dorset) (PKS)		d				1618								1633				1711	
Poole (POO)	4	a			1616	1622								1636				1716	
Poole (POO)	4	d			1617									1637				1717	
Hamworthy (HAM)		d			1622									1642				1722	
Holton Heath (HOL)		d			1626													1726	
Wareham (WRM)		d			1631									1649				1730	
Wool (WOO)		d			1638									1657				1738	
Moreton (Dorset) (MTN)		d			1644													1744	
Dorchester South (DCH)		d			1652									1708				1752	
Dorchester West (DCW)		d			1613														
Upwey (UPW)		d			1622	1659												1758	
Weymouth (WEY)		a			1627	1706								1720				1804	

**NOTES** (see introductory pages for explanation of train operator codes and standard symbols)

- a Arrival time
- d Departure time
- u Stops to pick up only
- D To Salisbury
- J From Manchester Piccadilly
- L From Gloucester
- M Runs until 1 November

London to Winchester, Fareham, Portsmouth, Southampton, Lymington, Yarmouth (IOW), Bournemouth and Weymouth

**Mondays to Fridays from 23 September**

Operator	SW	SW	SW	SW	XC	SW	SW	SW	SW	SW	SW	SW	SW	SW	SW	SW	SW	SW
Days of operation/Notes	MFO		D		J							P	L					
1st Class/Reservations/Bus/Ferry Catering facilities																		
London Waterloo (WAT)	15 d			1509		1535					1512			1605				
Clapham Junction (CLJ)	10 d										1519u			1612u				
Woking (WOK)	d			1534		1600					1549							
Farnborough (Main) (FNB)	d			1544							1603							
Fleet (FLE)	d			1550							1608							
Reading (RDG)	7 d				1552													
Basingstoke (BSK)	d			1603	1613						1629			1648				
Micheldever (MIC)	d			1613														
Winchester (WIN)	d			1622	1628	1633				1639	1645			1705				
Shawford (SHW)	d									1644								
Romsey (ROM)	d			1607														
Chandlers Ford (CFR)	d			1614														
Eastleigh (ESL)	3 a			1620	1630					1649	1653							
Eastleigh (ESL)	3 d			1621	1631					1650	1654							
Hedge End (HDE)	d			1637							1701							
Botley (BOE)	d			1641							1705							
Fareham (FRM)	a			1649							1718							
Portchester (PTC)	a			1655							1724							
Cosham (CSA)	a			1659							1728							
Hilsea (HLS)	a			1704														
Fratton (FTN)	a			1708							1738							
Portsmouth & Southsea (PMS)	a			1712							1742							
Portsmouth Harbour (PMH)	a			1718							1747							
Southampton Airport Parkwy (SOA)	d			1625	1637	1642				1654				1714				
Swaythling (SWG)	d			1627						1657								
St Denys (SDN)	d			1630						1700								
Southampton Central (SOU)	a			1635	1645	1649				1705				1721				
Southampton Central (SOU)	d		1628	1637	1647	1653	1656		1656	1713				1725	1728			1728
Millbrook (Hants) (MBK)	d			1640														
Redbridge (RDB)	d			1643a						1717								
Totton (TTN)	d		1634							1702	1720							1733
Ashurst New Forest (ANF)	d		1639							1707								1738
Beaulieu Road (BEU)	d									1711								
Brockenhurst (BCU)	3 a		1647			1710				1717	1731			1738				1746
Brockenhurst (BCU)	3 d		1647			1711		1714	1718	1731				1739	1744			1746
Lymington Town (LYT)	d							1722							1752			
Lymington Pier (LYP)	a							1724							1754			
Lymington Pier (LYP)	d	1700																1800
Yarmouth (I.O.W.) (YMH)	a	1740																1840
Sway (SWY)	d		1652							1722								1751
New Milton (NWM)	d		1657							1727	1738							1756
Hinton Admiral (HNA)	d		1701							1731								1800
Christchurch (CHR)	d		1706							1737	1745							1806
Pokesdown (POK)	d		1709							1741								1809
Bournemouth (BMH)	a		1713		1721	1726				1745	1752			1755				1813
Bournemouth (BMH)	d		1715			1728				1746				1757				1815
Branksome (BSM)	d					1733				1751				1802				1820
Parkstone (Dorset) (PKS)	d					1736				1754				1805				1823
Poole (POO)	4 a		1725			1739				1758				1809				1826
Poole (POO)	4 d					1740								1810				
Hamworthy (HAM)	d					1745								1815				
Holton Heath (HOL)	d													1819				
Wareham (WRM)	d							1752						1824				
Wool (WOO)	d							1758						1831				
Moreton (Dorset) (MTN)	d													1842c				
Dorchester South (DCH)	d					1809								1850				
Dorchester West (DCW)	d												1814					
Upwey (UPW)	d												1822	1856				
Weymouth (WEY)	a					1820							1827	1905				

**NOTES (see introductory pages for explanation of train operator codes and standard symbols)**

- a Arrival time
- d Departure time
- u Stops to pick up only
- c Arrives 5 minutes earlier
- D To Salisbury
- J From Manchester Piccadilly
- L From Gloucester
- N Runs from 4 November
- P Also calls at Surbiton 1530, Walton-On-Thames 1537, Weybridge 1541, Brookwood 1555, Winchfield 1614 and Hook 1618
- MFO Mondays and Fridays only

London to Winchester, Fareham, Portsmouth, Southampton, Lymington, Yarmouth (IOW), Bournemouth and Weymouth

**Mondays to Fridays from 23 September**

Operator	SW D	SW	XC J	SW	SW	SW	SW	SW TWX M	SW MFO N	SW Q	SW	SW	SW	SW D	SW	XC J
Days of operation/Notes		⏰	⏰ ⏰ ⏰	⏰	⏰	⏰	⏰	⏰ ⏰	⏰ ⏰	⏰	⏰	⏰	⏰	⏰	⏰	⏰ ⏰
1st Class/Reservations/Bus/Ferry Catering facilities			⏰ ⏰ ⏰					⏰ ⏰	⏰ ⏰							⏰ ⏰
London Waterloo (WAT)	d	1609		1635						1612	1705			1709		
Clapham Junction (CLJ)	d									1619u						
Woking (WOK)	d	1634		1659u						1652				1734		
Farnborough (Main) (FNB)	d	1644								1705				1744		
Fleet (FLE)	d	1650								1710				1750		
Reading (RDG)	d		1652													1752
Basingstoke (BSK)	d	1703	1711	1719						1730	1746			1803	1811	
Micheldever (MIC)	d	1713												1813		
Winchester (WIN)	d	1722	1727	1735						1750	1803			1822	1827	
Shawford (SHW)	d									1754				1827		
Romsey (ROM)	d	1707												1807		
Chandlers Ford (CFR)	d	1714												1814		
Eastleigh (ESL)	a	1720	1730							1800				1820	1833	
Eastleigh (ESL)	a	1721	1731							1801				1821	1834	
Hedge End (HDE)	d		1737												1840	
Botley (BOE)	d		1741												1844	
Fareham (FRM)	a		1749												1852	
Portchester (PTC)	a		1755												1858	
Cosham (CSA)	a		1759												1902	
Hilsea (HLS)	a		1804												1908	
Fratton (FTN)	a		1808												1912	
Portsmouth & Southsea (PMS)	a		1812												1915	
Portsmouth Harbour (PMH)	a		1820												1921	
Southampton Airport Parkwy (SOA)	d	1725		1736	1744					1805	1812			1825		1835
Swaythling (SWG)	d	1727								1808				1827		
St Denys (SDN)	d	1730								1811				1830		
Southampton Central (SOU)	a	1735		1743	1751					1818	1819			1835		1842
Southampton Central (SOU)	d	1737		1745	1755 1758						1822 1825			1840		1845
Millbrook (Hants) (MBK)	d	1740												1842		
Redbridge (RDB)	d	1743a												1846a		
Totton (TTN)	d							1804					1831			
Ashurst New Forest (ANF)	d							1808					1835			
Beaulieu Road (BEU)	d							1813								
Brockenhurst (BCU)	a			1809				1819					1843			1858
Brockenhurst (BCU)	d			1810	1814	1819							1844	1848		1859
Lymington Town (LYT)	d				1822									1856		
Lymington Pier (LYP)	a				1824									1858		
Lymington Pier (LYP)	d							1900	1900							
Yarmouth (I.O.W.) (YMH)	a							1940	1940							
Sway (SWY)	d					1824							1848			
New Milton (NWM)	d					1829							1853			
Hinton Admiral (HNA)	d					1833							1857			
Christchurch (CHR)	d					1839							1903			
Pokesdown (POK)	d					1842							1906			
Bournemouth (BMH)	a		1817	1825		1846						1850	1910			1913
Bournemouth (BMH)	d			1827								1852	1912			
Branksome (BSM)	d			1832								1857	1917			
Parkstone (Dorset) (PKS)	d			1835								1900	1920			
Poole (POO)	a			1838								1903	1924			
Poole (POO)	d			1839								1904				
Hamworthy (HAM)	d			1844								1909				
Holton Heath (HOL)	d											1913				
Wareham (WRM)	d											1918				
Wool (WOO)	d			1851								1918				
Wool (WOO)	d			1858								1925				
Moreton (Dorset) (MTN)	d											1936c				
Dorchester South (DCH)	d			1909								1944				
Dorchester West (DCW)	d															
Upwey (UPW)	d											1950				
Weymouth (WEY)	a			1921								1958				

**NOTES (see introductory pages for explanation of train operator codes and standard symbols)**

- a Arrival time
- d Departure time
- u Stops to pick up only
- c Arrives 5 minutes earlier
- D To Salisbury
- J From Manchester Piccadilly
- M Runs until 1 November
- N Runs from 4 November
- Q Also calls at Surbiton 1630, Walton-On-Thames 1637, Weybridge 1641, Brookwood 1657, Winchfield 1716 and Hook 1720
- MFO Mondays and Fridays only
- TWX Not Tuesdays and Wednesdays

London to Winchester, Fareham, Portsmouth, Southampton, Lymington, Yarmouth (IOW), Bournemouth and Weymouth

**Mondays to Fridays from 23 September**






Operator	SW	SW	SW	SW	SW	GW	SW	SW	SW	SW	SW	XC	SW	SW	SW	SW	SW
Days of operation/Notes 1st Class/Reservations/Bus/Ferry Catering facilities	1	1	1	1	R	L	1	1	1	D	1	J	1	1	1	MFO	1
London Waterloo (WAT)	15 d	1735			1720			1805			1807			1835			
Clapham Junction (CLJ)	10 d										1814u						
Woking (WOK)	d				1745						1834						
Farnborough (Main) (FNB)	d				1758						1845						
Fleet (FLE)	d				1804						1850						
Reading (RDG)	7 d												1852				
Basingstoke (BSK)	d	1817			1824			1846			1903		1912	1917			
Micheldever (MIC)	d				1834						1913						
Winchester (WIN)	d	1833			1844			1903			1923		1927	1934			1949
Shawford (SHW)	d				1848						1928						1954
Romsey (ROM)	d									1907							
Chandlers Ford (CFR)	d									1914							
Eastleigh (ESL)	3 a				1854					1920	1933						1959
Eastleigh (ESL)	3 d				1855					1921	1934						2000
Hedge End (HDE)	d										1940						
Botley (BOE)	d										1944						
Fareham (FRM)	a										1952						
Portchester (PTC)	a										1958						
Cosham (CSA)	a										2002						
Hilsea (HLS)	a										2008						
Fratton (FTN)	a										2012						
Portsmouth & Southsea (PMS)	a										2015						
Portsmouth Harbour (PMH)	a										2021						
Southampton Airport Parkwy (SOA)	4 d	1842			1859			1911		1925			1936	1943			2004
Swaythling (SWG)	d				1902					1927							2007
St Denys (SDN)	d				1905					1930							2010
Southampton Central (SOU)	a	1849			1916			1918		1935			1944	1950			2015
Southampton Central (SOU)	d	1853	1856					1922	1925		1937		1947	1954	1956		
Millbrook (Hants) (MBK)	d										1940						
Redbridge (RDB)	d										1943a						
Totton (TTN)	d		1901							1930					2002		
Ashurst New Forest (ANF)	d		1906							1935					2007		
Beaulieu Road (BEU)	d																
Brockenhurst (BCU)	3 a		1914							1943					2015		
Brockenhurst (BCU)	3 d		1915	1918						1944	1948				2015	2018	
Lymington Town (LYT)	d			1926							1956					2026	
Lymington Pier (LYP)	a			1928							1958					2028	
Lymington Pier (LYP)	d				2000												2100
Yarmouth (I.O.W.) (YMH)	a				2040												2140
Sway (SWY)	d		1919							1948					2020		
New Milton (NWM)	d		1924							1953					2025		
Hinton Admiral (HNA)	d		1928							1957					2029		
Christchurch (CHR)	d		1934							2003					2035		
Pokesdown (POK)	d		1938							2007					2038		
Bournemouth (BMH)	a	1921	1942					1950	2011				2015	2022	2042		
Bournemouth (BMH)	d	1923	1943					1951	2012						2023	2044	
Branksome (BSM)	d	1928	1948					1956	2017						2028	2049	
Parkstone (Dorset) (PKS)	d	1931	1951					1959	2020						2031	2052	
Poole (POO)	4 a	1934	1955					2003	2025						2035	2057	
Poole (POO)	4 d	1935						2004							2036		
Hamworthy (HAM)	d	1940						2009							2041		
Holton Heath (HOL)	d							2013									
Wareham (WRM)	d	1947						2018							2047		
Wool (WOO)	d	1955						2025							2055		
Moreton (Dorset) (MTN)	d							2031									
Dorchester South (DCH)	d	2006						2039							2106		
Dorchester West (DCW)	d						2027										
Upwey (UPW)	d						2036	2046									
Weymouth (WEY)	a	2019					2041	2053							2117		

NOTES (see introductory pages for explanation of train operator codes and standard symbols)

- a Arrival time
- d Departure time
- u Stops to pick up only
- D To Salisbury
- J From Manchester Piccadilly
- L From Gloucester
- R Also calls at Brookwood 1751, Winchfield 1809 and Hook 1814
- MFO Mondays and Fridays only

London to Winchester, Fareham, Portsmouth, Southampton, Lymington, Yarmouth (IOW), Bournemouth and Weymouth

**Mondays to Fridays from 23 September**

Operator	SW	SW	SW	SW	SW	XC	SW	SW	SW	SW	SW	SW	SW	SW	XC	GW	SW
Days of operation/Notes 1st Class/Reservations/Bus/Ferry Catering facilities	□	□	□	D	□	J □◇ ⚓	□	□	□	□	□	□	□	D	J □◇ ⚓	H	□
London Waterloo (WAT)  15 d	1905				1909		1935				2005			2009			2035
Clapham Junction (CLJ) 10 d	1912u										2012u						
Woking (WOK) d					1934		2000										2100
Farnborough (Main) (FNB) d					1944												2044
Fleet (FLE) d					1949												2050
Reading (RDG) 7 d						1950										2049	
Basingstoke (BSK) d	1948				2002	2011					2049					2103	2112
Micheldever (MIC) d					2012											2113	
Winchester (WIN) d	2005				2022	2027	2033				2049	2105				2122	2127
Shawford (SHW) d					2027						2054					2127	
Romsey (ROM) d				2007										2107			
Chandlers Ford (CFR) d				2014										2114			
Eastleigh (ESL) 3 a				2020	2033						2059			2120	2133		
Eastleigh (ESL) 3 d				2021	2034						2103			2121	2133		
Hedge End (HDE) d					2040										2140		
Botley (BOE) d					2044										2144		
Fareham (FRM) a					2052										2151		
Portchester (PTC) a					2058										2157		
Cosham (CSA) a					2103										2202		
Hilsea (HLS) a					2108										2209		
Fratton (FTN) a					2112										2213		
Portsmouth & Southsea (PMS) a					2115										2217		
Portsmouth Harbour (PMH)  a					2119										2221		
Southampton Airport Parkwy (SOA)  d	2014			2025		2036	2042				2107	2114		2125		2137	2142
Swaythling (SWG) d				2027										2127			
St Denys (SDN) d				2030							2113			2130			
Southampton Central (SOU) a	2021			2035		2043	2049				2118	2121		2135		2144	2150
Southampton Central (SOU) d	2025	2028		2037		2045	2051	2056						2125		2146	2152
Millbrook (Hants) (MBK) d				2040										2140			
Redbridge (RDB) d				2043a										2143a			
Totton (TTN) d		2033								2101				2130			
Ashurst New Forest (ANF) d		2038								2106							
Beaulieu Road (BEU) d																	
Brockenhurst (BCU) 3 a	2039	2046					2104	2116						2141			2205
Brockenhurst (BCU) 3 d	2040	2046	2048				2105	2117	2118		2142	2148					2206
Lymington Town (LYT) d			2056							2126				2156			
Lymington Pier (LYP) a			2058							2128				2158			
Lymington Pier (LYP)  d																	
Yarmouth (I.O.W.) (YMH)  a																	
Sway (SWY) d		2051								2122				2146			
New Milton (NWM) d		2056								2127				2151			
Hinton Admiral (HNA) d		2100								2131				2155			
Christchurch (CHR) d		2105								2136				2201			
Pokesdown (POK) d		2108								2139				2205			
Bournemouth (BMH) a	2055	2112				2115	2121	2143						2209		2215	2221
Bournemouth (BMH) d	2059	2114								2124							2225
Branksome (BSM) d	2104	2119								2129							2230
Parkstone (Dorset) (PKS) d	2107	2122								2132							2233
Poole (POO) 4 a	2110	2126								2136							2237
Poole (POO) 4 d	2111									2137							2238
Hamworthy (HAM) d	2116									2142							2243
Holton Heath (HOL) d																	
Wareham (WRM) d	2123									2149							2250
Wool (WOO) d	2131									2156							2257
Moreton (Dorset) (MTN) d	2137									2202							2303
Dorchester South (DCH) d	2145									2210							2311
Dorchester West (DCW) d																	2255
Upwey (UPW) d	2151									2217							2318
Weymouth (WEY) a	2201									2222							2323

NOTES (see introductory pages for explanation of train operator codes and standard symbols)

- a Arrival time
- d Departure time
- u Stops to pick up only
- D To Salisbury
- H From Bristol Temple Meads
- J From Manchester Piccadilly

London to Winchester, Fareham, Portsmouth, Southampton, Lymington, Yarmouth (IOW), Bournemouth and Weymouth

**Mondays to Fridays from 23 September**

Operator	SW	SW	GW	SW	GW	SW	GW	SW	XC	SW	SW	SW	SW	SN	SW	XC	SW	
Days of operation/Notes 1st Class/Reservations/Bus/Ferry Catering facilities	□	□	S	□	T	D	T	□	J □◇ ⚓	□	□	□	D	U	□	J □◇ ⚓	□	
London Waterloo (WAT)	15 d			2105				2109		2135		2205			2208		2235	
Clapham Junction (CLJ)	10 d			2112u								2212u			2215u			
Woking (WOK)	d							2134		2200					2235		2300	
Farnborough (Main) (FNB)	d							2144							2245			
Fleet (FLE)	d							2150							2251			
Reading (RDG)	7 d								2152							2249		
Basingstoke (BSK)	d			2149				2203	2211			2250			2304	2311		
Micheldever (MIC)	d							2213							2314			
Winchester (WIN)	d			2205				2222	2227	2234		2306			2323	2327	2333	
Shawford (SHW)	d							2227							2328			
Romsey (ROM)	d				2155	2207								2311				
Chandlers Ford (CFR)	d					2214								2318				
Eastleigh (ESL)	3 a				2219	2221	←	2234						2324		2339		
Eastleigh (ESL)	3 d		2209		2224	2222	→	2224	2225					2324	2330	2339		
Hedge End (HDE)	d							2230	2241							2346		
Botley (BOE)	d							2234	2245							2350		
Fareham (FRM)	a							2241	2253						2344	2357		
Portchester (PTC)	a								2259							0004		
Cosham (CSA)	a								2303					2352	0008			
Hilsea (HLS)	a								2309						0013			
Fratton (FTN)	a							2256	2313						0017			
Portsmouth & Southsea (PMS)	a							2259	2317						0021			
Portsmouth Harbour (PMH)	⚓ a							2304	2322						0025			
Southampton Airport Parkwy (SOA)	← d		2213	2217		2226				2235	2243		2315	2328			2335	2342
Swaythling (SWG)	d					2228									2331			
St Denys (SDN)	d					2231									2334			
Southampton Central (SOU)	a		2221	2225		2236				2244	2250		2322	2340			2345	2349
Southampton Central (SOU)	d	2156		2222	2226		2238			2245	2252		2324	2342				2353
Millbrook (Hants) (MBK)	d					2240									2344			
Redbridge (RDB)	d					2244a									2348a			
Totton (TTN)	d	2201			2232										2329			
Ashurst New Forest (ANF)	d	2206			2237										2334			
Beaulieu Road (BEU)	d	2210																
Brockenhurst (BCU)	3 a	2216			2245					2305		2342						0006
Brockenhurst (BCU)	3 d	2217	2218		2246					2306	2316	2343						0007
Lymington Town (LYT)	d					2226												
Lymington Pier (LYP)	a					2228												
Lymington Pier (LYP)	⚓ d																	
Yarmouth (I.O.W.) (YMH)	⚓ a																	
Sway (SWY)	d	2222			2250							2321	2347					
New Milton (NWM)	d	2227			2255							2326	2352					
Hinton Admiral (HNA)	d	2231			2259							2330	2356					
Christchurch (CHR)	d	2236			2305							2335	0002					
Pokesdown (POK)	d	2239			2309							2338	0006					
Bournemouth (BMH)	a	2244			2313					2316	2321	2342	0010					0023
Bournemouth (BMH)	d									2325	2344							0024
Branksome (BSM)	d									2330	2349							0029
Parkstone (Dorset) (PKS)	d									2333	2352							0032
Poole (POO)	4 a									2337	2355							0036
Poole (POO)	4 d									2338								
Hamworthy (HAM)	d									2343								
Holton Heath (HOL)	d																	
Wareham (WRM)	d									2350								
Wool (WOO)	d									2357								
Moreton (Dorset) (MTN)	d									0004								
Dorchester South (DCH)	d									0012								
Dorchester West (DCW)	d																	
Upwey (UPW)	d									0016								
Weymouth (WEY)	a									0024								

NOTES (see introductory pages for explanation of train operator codes and standard symbols)

- a Arrival time
- d Departure time
- u Stops to pick up only
- D To Salisbury
- J From Manchester Piccadilly
- S From Portsmouth Harbour to Bristol Temple Meads
- T From Cardiff Central to Portsmouth Harbour
- U From Southampton Central to Littlehampton



## London to Winchester, Fareham, Portsmouth, Southampton, Lymington, Yarmouth (IOW), Bournemouth and Weymouth

**Mondays to Fridays from 23 September**

Operator	SW	SW	SW
Days of operation/Notes	1	1	SM V
1st Class/Reservations/Bus/Ferry	1	1	1
London Waterloo (WAT) ⇄ 15 d	2305	2335	0105
Clapham Junction (CLJ) 10 d	2312u	2344u	0115
Woking (WOK) d	2333	0004	0142
Farnborough (Main) (FNB) d		0015	0151s
Fleet (FLE) d		0020	0157s
Reading (RDG) 7 d			
Basingstoke (BSK) d	2353	0035	0209s
Micheldever (MIC) d	0003		
Winchester (WIN) d	0012	0051	0226s
Shawford (SHW) d	0017		
Romsey (ROM) d			
Chandlers Ford (CFR) d			
Eastleigh (ESL) 3 a	0022	0059	0235s
Eastleigh (ESL) 3 d	0023	0100	
Hedge End (HDE) d			
Botley (BOE) d			
Fareham (FRM) a			
Portchester (PTC) a			
Cosham (CSA) a			
Hilsea (HLS) a			
Fratton (FTN) a			
Portsmouth & Southsea (PMS) a			
Portsmouth Harbour (PMH) a			
Southampton Airport Parkway (SOA) ⇄ d	0028	0105	0239s
Swaythling (SWG) d			
St Denys (SDN) d	0032s		0244s
Southampton Central (SOU) a	0037	0112	0249
Southampton Central (SOU) d		0113	
Millbrook (Hants) (MBK) d			
Redbridge (RDB) d			
Totton (TTN) d		0119s	
Ashurst New Forest (ANF) d			
Beaulieu Road (BEU) d			
Brockenhurst (BCU) 3 a		0130s	
Brockenhurst (BCU) 3 d			
Lymington Town (LYT) d			
Lymington Pier (LYP) a			
Lymington Pier (LYP) d			
Yarmouth (I.O.W.) (YMH) a			
Sway (SWY) d			
New Milton (NWM) d		0137s	
Hinton Admiral (HNA) d			
Christchurch (CHR) d		0144s	
Pokesdown (POK) d		0148s	
Bournemouth (BMH) a		0152	
Bournemouth (BMH) d			
Branksome (BSM) d			
Parkstone (Dorset) (PKS) d			
Poole (POO) 4 a			
Poole (POO) 4 d			
Hamworthy (HAM) d			
Holton Heath (HOL) d			
Wareham (WRM) d			
Wool (WOO) d			
Moreton (Dorset) (MTN) d			
Dorchester South (DCH) d			
Dorchester West (DCW) d			
Upwey (UPW) d			
Weymouth (WEY) a			

**NOTES** (see introductory pages for explanation of train operator codes and standard symbols)

- a Arrival time
- d Departure time
- s Stops to set down only
- u Stops to pick up only
- V Also calls at Vauxhall 0109, Wimbledon 0120 and Surbiton 0128
- SM Saturday mornings

London to Winchester, Fareham, Portsmouth, Southampton, Lymington, Yarmouth (IOW), Bournemouth and Weymouth

Saturdays until 21 September

Operator	SW	SW	SW	SW	SW	SW	SW	SW	SW	GW	SW	SW	SW	SW	SW	SW	SW	SW	
Days of operation/Notes	□	□	□	□	□	□	□	□	□	B	□	□	C	□	□	□	□	□	
1st Class/Reservations/Bus/Ferry	□	□	□	□	□	□	A	□	□	□	□	□	□	□	□	□	D	E	□
London Waterloo (WAT) ⇄ 15 d													0530						
Clapham Junction (CLJ) 10 d													0537u						
Woking (WOK) d													0603						0620
Farnborough (Main) (FNB) d																			0634
Fleet (FLE) d																			0639
Reading (RDG) 7 d																			
Basingstoke (BSK) d	0510												0623						0700
Micheldever (MIC) d													0633						0710
Winchester (WIN) d	0526												0642						0719
Shawford (SHW) d																			0724
Romsey (ROM) d								0558											0707
Chandlers Ford (CFR) d								0606											0714
Eastleigh (ESL) 3 a	0535							0612					0650						0720
Eastleigh (ESL) 3 d	0536							0613	0625				0628	0651					0721
Hedge End (HDE) d													0634						0736
Botley (BOE) d													0638						0740
Fareham (FRM) a													0647						0748
Portchester (PTC) a													0653						0754
Cosham (CSA) a													0657						0759
Hilsea (HLS) a													0702						0804
Fratton (FTN) a													0706						0808
Portsmouth & Southsea (PMS) a													0710						0812
Portsmouth Harbour (PMH) a													0715						0818
Southampton Airport Parkway (SOA) ⇄ d	0540							0617	0629				0655						0725
Swaythling (SWG) d								0619											0727
St Denys (SDN) d	0544							0622											0730
Southampton Central (SOU) a	0549							0631	0638				0702						0735
Southampton Central (SOU) d					0620			0633					0705	0721					0737
Millbrook (Hants) (MBK) d								0636											0740
Redbridge (RDB) d								0639a											0743a
Totton (TTN) d					0625								0710	0726					
Ashurst New Forest (ANF) d					0630									0731					
Beaulieu Road (BEU) d																			
Brockenhurst (BCU) 3 a					0638								0721	0739					
Brockenhurst (BCU) 3 d			0612	0615	0639	0642				0712			0722	0740	0742				0812
Lymington Town (LYT) d			0620			0650				0720					0750				0820
Lymington Pier (LYP) a			0622			0652				0722					0752				0822
Lymington Pier (LYP) d																	0815		
Yarmouth (I.O.W.) (YMH) a																	0855		
Sway (SWY) d				0620	0643								0726	0744					
New Milton (NWM) d				0625	0648								0731	0749					
Hinton Admiral (HNA) d				0629	0652								0735	0753					
Christchurch (CHR) d				0634	0657								0740	0758					
Pokesdown (POK) d				0637	0701								0744	0802					
Bournemouth (BMH) a				0641	0706								0748	0806					
Bournemouth (BMH) d		0611		0644	0711								0749	0811					
Branksome (BSM) d		0616		0649	0716								0754	0816					
Parkstone (Dorset) (PKS) d		0619		0652	0719								0757	0819					
Poole (POO) 4 a		0623		0655	0723								0801	0823					
Poole (POO) 4 d		0624		0657	0724								0802	0824					
Hamworthy (HAM) d		0629		0702	0729								0807	0829					
Holton Heath (HOL) d		0633		0706	0733									0833					
Wareham (WRM) d		0638		0711	0738								0813	0838					
Wool (WOO) d		0644		0717	0744								0820	0844					
Moreton (Dorset) (MTN) d		0650		0723	0750								0826	0850					
Dorchester South (DCH) d		0658		0731	0758								0834	0858					
Dorchester West (DCW) d										0813									
Upwey (UPW) d		0705		0738	0805					0822			0841	0905					
Weymouth (WEY) a		0709		0742	0809					0827			0845	0909					

NOTES (see introductory pages for explanation of train operator codes and standard symbols)

- a Arrival time
- d Departure time
- u Stops to pick up only
- A From Salisbury to Salisbury
- B From Westbury
- C Also calls at Wimbledon 0543 and Surbiton 0551
- D To Salisbury
- E Also calls at Brookwood 0626, Winchfield 0645 and Hook 0649

London to Winchester, Fareham, Portsmouth, Southampton, Lymington, Yarmouth (IOW), Bournemouth and Weymouth

**Saturdays** until 21 September

Operator	SW	SW	SW	SW	SW	SW	XC	SW	SW	SW	GW	SW	SW	SW	SW	SW	SW
Days of operation/Notes 1st Class/Reservations/Bus/Ferry Catering facilities	□	□	□	□	D	F	G	□	□	□	H	□	□	□	□	D	□
London Waterloo (WAT)	15 d	0630				0642			0735				0805				0809
Clapham Junction (CLJ)	10 d	0637u				0649u							0812u				
Woking (WOK)	d	0657				0719			0800								0834
Farnborough (Main) (FNB)	d					0733											0844
Fleet (FLE)	d					0738											0850
Reading (RDG)	7 d						0753										
Basingstoke (BSK)	d	0718				0800	0814		0821				0849				0903
Micheldever (MIC)	d					0810											0913
Winchester (WIN)	d	0734				0819	0831		0838			0850	0905				0922
Shawford (SHW)	d					0824						0855					
Romsey (ROM)	d					0807											0907
Chandlers Ford (CFR)	d					0814											0914
Eastleigh (ESL)	3 a	0742				0820	0830		0847			0900					0920
Eastleigh (ESL)	3 d	0743				0821	0831		0847			0901					0921
Hedge End (HDE)	d						0837										0937
Botley (BOE)	d						0841										0941
Fareham (FRM)	a						0849										0949
Portchester (PTC)	a						0855										0955
Cosham (CSA)	a						0859										0959
Hilsea (HLS)	a						0904										1004
Fratton (FTN)	a						0908										1008
Portsmouth & Southsea (PMS)	a						0913										1013
Portsmouth Harbour (PMH)	a						0918										1018
Southampton Airport Parkwy (SOA)	4 d	0748				0825	0840		0851			0905	0914				0925
Swaythling (SWG)	d					0827											0927
St Denys (SDN)	d					0830											0930
Southampton Central (SOU)	a	0756				0836	0847		0858			0912	0922				0936
Southampton Central (SOU)	d	0800	0817			0837	0849		0900	0903			0924				0937
Millbrook (Hants) (MBK)	d					0840											0940
Redbridge (RDB)	d					0843a											0943a
Totton (TTN)	d	0805	0822								0908						
Ashurst New Forest (ANF)	d		0827								0913						
Beaulieu Road (BEU)	d		0831														
Brockenhurst (BCU)	3 a	0816	0837						0913	0921			0937				
Brockenhurst (BCU)	3 d	0817	0838	0842				0912	0914	0922			0938	0942			
Lymington Town (LYT)	d			0850				0920						0950			
Lymington Pier (LYP)	a			0852				0922						0952			
Lymington Pier (LYP)	d				0900											1000	
Yarmouth (I.O.W.) (YMH)	a				0940											1040	
Sway (SWY)	d	0821	0842								0926						
New Milton (NWM)	d	0826	0847								0931		0945				
Hinton Admiral (HNA)	d	0830	0851								0935						
Christchurch (CHR)	d	0835	0856								0940		0952				
Pokesdown (POK)	d	0839	0900								0944		0956				
Bournemouth (BMH)	a	0843	0905				0917		0928	0952			1000				
Bournemouth (BMH)	d	0844	0909						0933				1004	1008			
Branksome (BSM)	d	0849	0914						0938					1013			
Parkstone (Dorset) (PKS)	d	0852	0917						0941					1016			
Poole (POO)	4 a	0856	0921						0945				1013	1020			
Poole (POO)	4 d	0857	0922						0946				1014				
Hamworthy (HAM)	d	0902	0927						0951				1019				
Holton Heath (HOL)	d		0931										1023				
Wareham (WRM)	d	0909	0935						0958				1028				
Wool (WOO)	d	0915	0942										1035				
Moreton (Dorset) (MTN)	d	0921	0948										1041				
Dorchester South (DCH)	d	0929	0956						1014				1051c				
Dorchester West (DCW)	d										1018						
Upwey (UPW)	d	0936	1002								1027		1058				
Weymouth (WEY)	a	0940	1007						1023		1032		1102				

NOTES (see introductory pages for explanation of train operator codes and standard symbols)

- a Arrival time
- d Departure time
- u Stops to pick up only
- c Arrives 3 minutes earlier
- D To Salisbury
- F Also calls at Surbiton 0700, Walton-On-Thames 0707, Weybridge 0711, Brookwood 0725, Winchfield 0744 and Hook 0748
- G From Birmingham New Street
- H From Cheltenham Spa

London to Winchester, Fareham, Portsmouth, Southampton, Lymington, Yarmouth (IOW), Bournemouth and Weymouth

Saturdays until 21 September

Operator	XC J	XC K	GW L	SW	SW	GW M	SW	SW	SW	SW	SW	SW	SW	SW	XC N	XC P	SW	SW
Days of operation/Notes 1st Class/Reservations/Bus/Ferry Catering facilities	1◇	1◇		□	□		□	□	□	□	□	□	□	□	1◇	1◇	□	□
London Waterloo (WAT)	15 d			0835						0905				0909			0935	
Clapham Junction (CLJ)	10 d									0912u								
Woking (WOK)	d			0900										0934			1000	
Farnborough (Main) (FNB)	d													0944				
Fleet (FLE)	d													0950				
Reading (RDG)	7 d	0852	0852												0952	0952		
Basingstoke (BSK)	d		0911							0949				1003		1012		
Micheldever (MIC)	d													1013				
Winchester (WIN)	d	0926s	0927	0933				0949	1005					1022	1026s	1027	1033	
Shawford (SHW)	d							0954										
Romsey (ROM)	d													1007				
Chandlers Ford (CFR)	d													1014				
Eastleigh (ESL)	3 a							0959						1020	1030			
Eastleigh (ESL)	3 d							1000						1021	1031			
Hedge End (HDE)	d														1037			
Botley (BOE)	d														1041			
Fareham (FRM)	a														1049			
Portchester (PTC)	a														1055			
Cosham (CSA)	a														1059			
Hilsea (HLS)	a														1104			
Fratton (FTN)	a														1108			
Portsmouth & Southsea (PMS)	a														1113			
Portsmouth Harbour (PMH)	a														1118			
Southampton Airport Parkwy (SOA)	← d	0936	0936	0942				1005	1014					1025	1036	1036	1042	
Swaythling (SWG)	d													1027				
St Denys (SDN)	d													1030				
Southampton Central (SOU)	a	0943	0943	0949				1012	1022					1036	1043	1043	1050	
Southampton Central (SOU)	d	0945	0945	0951			0956		1024					1037	1045	1045	1051	
Millbrook (Hants) (MBK)	d													1040				
Redbridge (RDB)	d													1043a				
Totton (TTN)	d						1001											
Ashurst New Forest (ANF)	d						1006											
Beaulieu Road (BEU)	d						1010											
Brockenhurst (BCU)	3 a	0958	0958	1004			1016		1037								1105	
Brockenhurst (BCU)	3 d	0959	0959	1005	1012		1017		1038	1042							1106	1112
Lymington Town (LYT)	d				1020					1050								1120
Lymington Pier (LYP)	a				1022					1052								1122
Lymington Pier (LYP)	d												1100					
Yarmouth (I.O.W.) (YMH)	a												1140					
Sway (SWY)	d						1022											
New Milton (NWM)	d						1027		1045									
Hinton Admiral (HNA)	d						1031											
Christchurch (CHR)	d						1036		1052									
Pokesdown (POK)	d						1039		1056									
Bournemouth (BMH)	a	1013	1013	1020			1044		1100						1113	1113	1120	
Bournemouth (BMH)	d			1024					1104	1108								1124
Branksome (BSM)	d			1029						1113								1129
Parkstone (Dorset) (PKS)	d			1032						1116								1132
Poole (POO)	4 a			1036						1113	1120							1136
Poole (POO)	4 d			1037						1114								1137
Hamworthy (HAM)	d			1042						1119								1142
Holton Heath (HOL)	d									1123								
Wareham (WRM)	d			1049						1128								1149
Wool (WOO)	d									1135								
Moreton (Dorset) (MTN)	d									1141								
Dorchester South (DCH)	d									1149								1205
Dorchester West (DCW)	d		1056			1121												
Upwey (UPW)	d					1130				1155								
Weymouth (WEY)	a		1108	1113		1135				1200								1213

NOTES (see introductory pages for explanation of train operator codes and standard symbols)

- a Arrival time
- d Departure time
- s Stops to set down only
- u Stops to pick up only
- D To Salisbury
- J Runs until 7 September. From Manchester Piccadilly
- K Runs from 14 September. From Manchester Piccadilly
- L Runs until 7 September. From Swindon
- M Runs until 7 September. From Gloucester
- N Runs until 7 September. From Nottingham
- P Runs from 14 September. From Nottingham

# London to Winchester, Fareham, Portsmouth, Southampton, Lymington, Yarmouth (IOW), Bournemouth and Weymouth

**Saturdays** until 21 September






Operator	GW	SW	SW	SW	SW	SW	SW	SW	SW	SW	XC	SW	SW	SW	SW	SW	SW	SW	SW
Days of operation/Notes 1st Class/Reservations/Bus/Ferry Catering facilities	Q	□	□	□	□	□	□	□	D	□	R	□	□	□	□	□	□	□	□
London Waterloo (WAT)	15 d				1005					1009		1035						1105	
Clapham Junction (CLJ)	10 d				1012u													1112u	
Woking (WOK)	d									1034		1100							
Farnborough (Main) (FNB)	d									1044									
Fleet (FLE)	d									1050									
Reading (RDG)	7 d										1052								
Basingstoke (BSK)	d				1048					1103	1111							1148	
Micheldever (MIC)	d									1113									
Winchester (WIN)	d		1049		1105					1122	1127	1133				1149		1205	
Shawford (SHW)	d		1054													1154			
Romsey (ROM)	d								1107										
Chandlers Ford (CFR)	d								1114										
Eastleigh (ESL)	3 a		1059						1120	1130						1159			
Eastleigh (ESL)	3 d		1100						1121	1131						1200			
Hedge End (HDE)	d									1137									
Botley (BOE)	d									1141									
Fareham (FRM)	a									1149									
Portchester (PTC)	a									1155									
Cosham (CSA)	a									1159									
Hilsea (HLS)	a									1204									
Fratton (FTN)	a									1208									
Portsmouth & Southsea (PMS)	a									1213									
Portsmouth Harbour (PMH)	a									1218									
Southampton Airport Parkwy (SOA)	← d		1105		1114				1125		1136	1142				1205		1214	
Swaythling (SWG)	d								1127										
St Denys (SDN)	d								1130										
Southampton Central (SOU)	a		1112		1122				1136		1143	1149				1212		1222	
Southampton Central (SOU)	d		1056		1124				1137		1145	1151				1156		1224	
Millbrook (Hants) (MBK)	d								1140										
Redbridge (RDB)	d								1143a										
Totton (TTN)	d		1101													1201			
Ashurst New Forest (ANF)	d		1106													1206			
Beaulieu Road (BEU)	d															1210			
Brockenhurst (BCU)	3 a		1116		1137							1205				1216		1237	
Brockenhurst (BCU)	3 d		1117		1138		1142					1206	1212	1217				1238	1242
Lymington Town (LYT)	d						1150						1220						1250
Lymington Pier (LYP)	a						1152						1222						1252
Lymington Pier (LYP)	d							1200											1300
Yarmouth (I.O.W.) (YMH)	a							1240											1340
Sway (SWY)	d		1122													1222			
New Milton (NWM)	d		1127		1145											1227		1245	
Hinton Admiral (HNA)	d		1131													1231			
Christchurch (CHR)	d		1136		1152											1236		1252	
Pokesdown (POK)	d		1139		1156											1239		1256	
Bournemouth (BMH)	a		1144		1200						1213	1220				1244		1300	
Bournemouth (BMH)	d				1204	1208						1224						1304	1308
Branksome (BSM)	d					1213						1229							1313
Parkstone (Dorset) (PKS)	d					1216						1232							1316
Poole (POO)	4 a				1213	1220						1236						1313	1320
Poole (POO)	4 d				1214							1237						1314	
Hamworthy (HAM)	d				1219							1242						1319	
Holton Heath (HOL)	d				1223													1323	
Wareham (WRM)	d				1228							1249						1328	
Wool (WOO)	d				1235													1335	
Moreton (Dorset) (MTN)	d				1241													1341	
Dorchester South (DCH)	d				1249							1305						1349	
Dorchester West (DCW)	d	1213																	
Upwey (UPW)	d	1222			1255													1355	
Weymouth (WEY)	a	1227			1300							1313						1400	

**NOTES** (see introductory pages for explanation of train operator codes and standard symbols)

- a Arrival time
- d Departure time
- u Stops to pick up only
- D To Salisbury
- Q From Gloucester
- R From Manchester Piccadilly

London to Winchester, Fareham, Portsmouth, Southampton, Lymington, Yarmouth (IOW), Bournemouth and Weymouth

Saturdays until 21 September

Operator	SW D	SW	XC J	XC K	SW	SW	GW Q	SW	SW	SW	SW	SW	SW	SW	SW	XC R	SW	SW
Days of operation/Notes 1st Class/Reservations/Bus/Ferry Catering facilities	□	□	□◇ ⚓	□◇ ⚓	□	□	□	□	□	□	□	□	□	□	□	□◇ ⚓	□	□
London Waterloo (WAT)  15 d		1109			1135						1205				1209		1235	
Clapham Junction (CLJ) 10 d											1212u							
Woking (WOK) d		1134			1200										1234		1304	
Farnborough (Main) (FNB) d		1144													1244			
Fleet (FLE) d		1150													1250			
Reading (RDG) 7 d			1152	1152												1252		
Basingstoke (BSK) d		1203		1212							1248				1303	1311		
Micheldever (MIC) d		1213													1313			
Winchester (WIN) d		1222	1226s	1228	1233					1249	1305				1322	1327	1336	
Shawford (SHW) d										1254								
Romsey (ROM) d	1207														1307			
Chandlers Ford (CFR) d	1214														1314			
Eastleigh (ESL) 3 a	1220	1230								1259					1320	1330		
Eastleigh (ESL) 3 d	1221	1231								1300					1321	1331		
Hedge End (HDE) d		1237														1337		
Botley (BOE) d		1241														1341		
Fareham (FRM) a		1249														1349		
Portchester (PTC) a		1255														1355		
Cosham (CSA) a		1259														1359		
Hilsea (HLS) a		1304														1404		
Fratton (FTN) a		1308														1408		
Portsmouth & Southsea (PMS) a		1313														1413		
Portsmouth Harbour (PMH)  a		1318														1418		
Southampton Airport Parkwy (SOA)  d	1225		1236	1236	1242					1305	1314				1325		1336	1345
Swaythling (SWG) d	1227														1327			
St Denys (SDN) d	1231														1330			
Southampton Central (SOU) a	1236		1244	1244	1249					1312	1322				1336		1343	1352
Southampton Central (SOU) d	1238		1246	1246	1251					1256	1324				1337		1345	1353
Millbrook (Hants) (MBK) d	1240														1340			
Redbridge (RDB) d	1244a														1343a			
Totton (TTN) d										1301								
Ashurst New Forest (ANF) d										1306								
Beaulieu Road (BEU) d																		
Brockenhurst (BCU) 3 a					1304					1316	1337							1407
Brockenhurst (BCU) 3 d					1305	1312				1317	1338	1342						1408
Lymington Town (LYT) d						1320						1350						1420
Lymington Pier (LYP) a						1322						1352						1422
Lymington Pier (LYP)  d														1400				
Yarmouth (I.O.W.) (YMH)  a														1440				
Sway (SWY) d										1322								
New Milton (NWM) d										1327	1345							
Hinton Admiral (HNA) d										1331								
Christchurch (CHR) d										1336	1352							
Pokesdown (POK) d										1339	1356							
Bournemouth (BMH) a			1313	1313	1320					1344	1400						1413	1422
Bournemouth (BMH) d					1324						1404	1408						1426
Branksome (BSM) d					1329							1413						1431
Parkstone (Dorset) (PKS) d					1332							1416						1434
Poole (POO) 4 a					1336							1413	1420					1437
Poole (POO) 4 d					1337							1414						1438
Hamworthy (HAM) d					1342							1419						1443
Holton Heath (HOL) d												1423						
Wareham (WRM) d					1349							1428						1450
Wool (WOO) d												1435						
Moreton (Dorset) (MTN) d												1441						
Dorchester South (DCH) d					1405							1449						1506
Dorchester West (DCW) d										1413								
Upwey (UPW) d										1422		1455						
Weymouth (WEY) a					1413					1427		1500						1515

NOTES (see introductory pages for explanation of train operator codes and standard symbols)

- a Arrival time
- d Departure time
- s Stops to set down only
- u Stops to pick up only
- D To Salisbury
- J Runs until 7 September. From Manchester Piccadilly
- K Runs from 14 September. From Manchester Piccadilly
- Q From Gloucester
- R From Manchester Piccadilly

London to Winchester, Fareham, Portsmouth, Southampton, Lymington, Yarmouth (IOW), Bournemouth and Weymouth

Saturdays until 21 September

Operator	SW	SW	SW	SW	SW	SW	SW	SW	XC	XC	SW	SW	GW	SW	SW	SW	SW	SW
Days of operation/Notes 1st Class/Reservations/Bus/Ferry Catering facilities	□	□	□	□	□	□	□	□	J ◇	K ◇	□	□	Q	□	□	□	□	□
London Waterloo (WAT)	15 d			1305				1309			1335							1405
Clapham Junction (CLJ)	10 d			1312u														1412u
Woking (WOK)	d							1334			1400							
Farnborough (Main) (FNB)	d							1344										
Fleet (FLE)	d							1350										
Reading (RDG)	7 d								1352	1352								
Basingstoke (BSK)	d			1349				1403		1411								1449
Micheldever (MIC)	d							1413										
Winchester (WIN)	d		1349	1405				1422	1426s	1427	1433					1449	1505	
Shawford (SHW)	d		1354													1454		
Romsey (ROM)	d							1407										
Chandlers Ford (CFR)	d							1414										
Eastleigh (ESL)	3 a		1359					1420	1430								1459	
Eastleigh (ESL)	3 d		1400					1421	1431								1500	
Hedge End (HDE)	d								1437									
Botley (BOE)	d								1441									
Fareham (FRM)	a								1449									
Portchester (PTC)	a								1455									
Cosham (CSA)	a								1459									
Hilsea (HLS)	a								1504									
Fratton (FTN)	a								1508									
Portsmouth & Southsea (PMS)	a								1513									
Portsmouth Harbour (PMH)	a								1518									
Southampton Airport Parkwy (SOA)	d		1405	1414				1425	1436	1436	1442					1505	1514	
Swaythling (SWG)	d							1427										
St Denys (SDN)	d							1430										
Southampton Central (SOU)	a		1412	1422				1435	1443	1443	1449					1512	1522	
Southampton Central (SOU)	d	1356		1424				1437	1445	1445	1451			1456				1524
Millbrook (Hants) (MBK)	d							1440										
Redbridge (RDB)	d							1443a										
Totton (TTN)	d	1401												1501				
Ashurst New Forest (ANF)	d	1406												1506				
Beaulieu Road (BEU)	d	1410																
Brockenhurst (BCU)	3 a	1416		1437							1505			1516				1537
Brockenhurst (BCU)	3 d	1417		1438	1442						1506	1512		1517				1538
Lymington Town (LYT)	d				1450							1520						1550
Lymington Pier (LYP)	a				1452							1522						1552
Lymington Pier (LYP)	d					1500												
Yarmouth (I.O.W.) (YMH)	a					1540												
Sway (SWY)	d	1422												1522				
New Milton (NWM)	d	1427		1445										1527				1545
Hinton Admiral (HNA)	d	1431												1531				
Christchurch (CHR)	d	1436		1452										1536				1552
Pokesdown (POK)	d	1439		1456										1539				1556
Bournemouth (BMH)	a	1444		1500					1513	1513	1520			1544				1600
Bournemouth (BMH)	d			1504	1508							1524						1604
Branksome (BSM)	d				1513							1529						1613
Parkstone (Dorset) (PKS)	d				1516							1532						1616
Poole (POO)	4 a			1513	1520							1536						1613
Poole (POO)	4 d			1514								1537						1614
Hamworthy (HAM)	d			1519								1542						1619
Holton Heath (HOL)	d			1523														1623
Wareham (WRM)	d			1528							1549							1628
Wool (WOO)	d			1535														1635
Moreton (Dorset) (MTN)	d			1541														1641
Dorchester South (DCH)	d			1549							1605							1649
Dorchester West (DCW)	d													1613				
Upwey (UPW)	d			1555										1622				1656
Weymouth (WEY)	a			1600							1613			1627				1700

NOTES (see introductory pages for explanation of train operator codes and standard symbols)

- a Arrival time
- d Departure time
- s Stops to set down only
- u Stops to pick up only
- D To Salisbury
- J Runs until 7 September. From Manchester Piccadilly
- K Runs from 14 September. From Manchester Piccadilly
- Q From Gloucester

London to Winchester, Fareham, Portsmouth, Southampton, Lymington, Yarmouth (IOW), Bournemouth and Weymouth

Saturdays until 21 September

Operator	SW	SW	SW	XC	SW	SW	SW	SW	SW	SW	SW	SW	SW	SW	XC	XC	SW	SW
Days of operation/Notes 1st Class/Reservations/Bus/Ferry Catering facilities		D	□	R □◇ ⚡	□	□	□	□	□	□	□		D	□	J □◇ ⚡	K □◇ ⚡	□	□
London Waterloo (WAT)  15 d			1409		1435					1505				1509				1535
Clapham Junction (CLJ) 10 d										1512u								1600
Woking (WOK) d			1434		1500									1534				1600
Farnborough (Main) (FNB) d			1444											1544				
Fleet (FLE) d			1450											1550				
Reading (RDG) 7 d				1452											1552	1552		
Basingstoke (BSK) d			1503	1511						1549				1603		1611		
Micheldever (MIC) d			1513											1613				
Winchester (WIN) d			1522	1527	1533				1549	1605				1622	1626s	1627	1633	
Shawford (SHW) d									1554									
Romsey (ROM) d		1507												1607				
Chandlers Ford (CFR) d		1514												1614				
Eastleigh (ESL) 3 a		1520	1530							1559				1620	1630			
Eastleigh (ESL) 3 d		1521	1531							1600				1621	1631			
Hedge End (HDE) d			1537											1637				
Botley (BOE) d			1541											1641				
Fareham (FRM) a			1549											1649				
Portchester (PTC) a			1555											1655				
Cosham (CSA) a			1559											1659				
Hilsea (HLS) a			1604											1704				
Fratton (FTN) a			1608											1708				
Portsmouth & Southsea (PMS) a			1613											1713				
Portsmouth Harbour (PMH)  a			1618											1718				
Southampton Airport Parkwy (SOA)  d		1525		1535	1542				1605	1614				1625		1636	1636	1642
Swaythling (SWG) d		1527												1627				
St Denys (SDN) d		1530												1630				
Southampton Central (SOU) a		1536		1542	1549				1612	1622				1636		1643	1643	1649
Southampton Central (SOU) d		1537		1545	1551		1556			1624				1637		1645	1645	1651
Millbrook (Hants) (MBK) d		1540												1640				
Redbridge (RDB) d		1543a												1643a				
Totton (TTN) d								1601										
Ashurst New Forest (ANF) d								1606										
Beaulieu Road (BEU) d								1610										
Brockenhurst (BCU) 3 a					1605			1616		1637								1704
Brockenhurst (BCU) 3 d					1606	1612	1617			1638	1642							1705
Lymington Town (LYT) d						1620					1650							1720
Lymington Pier (LYP) a						1622					1652							1722
Lymington Pier (LYP)  d	1600												1700					
Yarmouth (I.O.W.) (YMH)  a	1640												1740					
Sway (SWY) d								1622										
New Milton (NWM) d								1627		1645								
Hinton Admiral (HNA) d								1631										
Christchurch (CHR) d								1636		1652								
Pokesdown (POK) d								1639		1656								
Bournemouth (BMH) a			1613	1620				1644		1700					1715	1715	1720	
Bournemouth (BMH) d					1624					1704	1708							1724
Branksome (BSM) d					1629						1713							1729
Parkstone (Dorset) (PKS) d					1632						1716							1732
Poole (POO) 4 a					1636						1713	1720						1736
Poole (POO) 4 d					1637						1714							1737
Hamworthy (HAM) d					1642						1719							1742
Holton Heath (HOL) d											1723							1749
Wareham (WRM) d					1649						1728							1749
Wool (WOO) d											1735							
Moreton (Dorset) (MTN) d											1741							
Dorchester South (DCH) d					1705						1749							1807
Dorchester West (DCW) d																		
Upwey (UPW) d											1755							
Weymouth (WEY) a					1713						1800							1816

NOTES (see introductory pages for explanation of train operator codes and standard symbols)

- a Arrival time
- d Departure time
- s Stops to set down only
- u Stops to pick up only
- D To Salisbury
- J Runs until 7 September. From Manchester Piccadilly
- K Runs from 14 September. From Manchester Piccadilly
- R From Manchester Piccadilly



London to Winchester, Fareham, Portsmouth, Southampton, Lymington, Yarmouth (IOW), Bournemouth and Weymouth

Saturdays until 21 September

Operator	GW	SW	SW	SW	SW	SW	SW	SW	SW	SW	XC	XC	SW	SW	GW	SW	SW	SW	SW
Days of operation/Notes 1st Class/Reservations/Bus/Ferry Catering facilities	Q	□	□	□	□	□	☒	D	□	□	J □◇ ☒	K □◇ ☒	□	□	Q	□	□	□	□
London Waterloo (WAT)	15	d			1605					1609			1635						1705
Clapham Junction (CLJ)	10	d			1612u														1712u
Woking (WOK)		d								1634			1700						
Farnborough (Main) (FNB)		d								1644									
Fleet (FLE)		d								1650									
Reading (RDG)	7	d									1652	1652							
Basingstoke (BSK)		d			1649					1703		1711							1749
Micheldever (MIC)		d								1713									
Winchester (WIN)		d		1649	1705					1722	1726s	1727	1733					1749	1805
Shawford (SHW)		d		1654														1754	
Romsey (ROM)		d							1707										
Chandlers Ford (CFR)		d							1714										
Eastleigh (ESL)	3	a		1659					1720	1730								1759	
Eastleigh (ESL)	3	d		1700					1721	1731								1800	
Hedge End (HDE)		d								1737									
Botley (BOE)		d								1741									
Fareham (FRM)		a								1749									
Portchester (PTC)		a								1755									
Cosham (CSA)		a								1759									
Hilsea (HLS)		a								1804									
Fratton (FTN)		a								1808									
Portsmouth & Southsea (PMS)		a								1813									
Portsmouth Harbour (PMH)		a								1818									
Southampton Airport Parkwy (SOA)		d		1705	1714				1725		1735	1735	1742					1805	1814
Swaythling (SWG)		d							1727										
St Denys (SDN)		d							1730										
Southampton Central (SOU)		a		1712	1722				1736		1742	1742	1749					1812	1822
Southampton Central (SOU)		d		1656	1724				1737		1745	1745	1751					1756	1823
Millbrook (Hants) (MBK)		d							1740										
Redbridge (RDB)		d							1744a										
Totton (TTN)		d		1701														1801	
Ashurst New Forest (ANF)		d		1706														1806	
Beaulieu Road (BEU)		d																1810	
Brockenhurst (BCU)	3	a		1716	1737								1804					1816	1837
Brockenhurst (BCU)	3	d		1717	1738	1742							1805	1812				1817	1838
Lymington Town (LYT)		d				1750								1820					
Lymington Pier (LYP)		a				1752								1822					
Lymington Pier (LYP)		d					1800												
Yarmouth (I.O.W.) (YMH)		a					1840												
Sway (SWY)		d		1722														1822	
New Milton (NWM)		d		1727	1745													1827	1845
Hinton Admiral (HNA)		d		1731														1831	
Christchurch (CHR)		d		1736	1752													1836	1852
Pokesdown (POK)		d		1739	1756													1839	1856
Bournemouth (BMH)		a		1744	1800						1813	1813	1820					1844	1900
Bournemouth (BMH)		d			1804	1808							1824						1904
Branksome (BSM)		d				1813							1829						1913
Parkstone (Dorset) (PKS)		d				1816							1832						1916
Poole (POO)	4	a			1813	1820							1836						1913
Poole (POO)	4	d			1814								1837						1914
Hamworthy (HAM)		d			1819								1842						1919
Holton Heath (HOL)		d			1823														1923
Wareham (WRM)		d			1828								1849						1928
Wool (WOO)		d			1835														1935
Moreton (Dorset) (MTN)		d			1841														1941
Dorchester South (DCH)		d			1849								1905						1949
Dorchester West (DCW)		d	1813													1923			
Upwey (UPW)		d	1822		1855											1932			1955
Weymouth (WEY)		a	1827		1900								1913			1937			2000

NOTES (see introductory pages for explanation of train operator codes and standard symbols)

- a Arrival time
- d Departure time
- s Stops to set down only
- u Stops to pick up only
- D To Salisbury
- J Runs until 7 September. From Manchester Piccadilly
- K Runs from 14 September. From Manchester Piccadilly
- Q From Gloucester

London to Winchester, Fareham, Portsmouth, Southampton, Lymington, Yarmouth (IOW), Bournemouth and Weymouth

Saturdays until 21 September

Operator	SW	SW	SW	SW	XC	XC	SW	SW	GW	SW	SW	SW	SW	SW	SW	SW	SW	XC
Days of operation/Notes 1st Class/Reservations/Bus/Ferry Catering facilities	□	☞	D	□	J	K	□	□	Q	□	□	□	□	□	☞	D	□	J
					⚡	⚡												⚡
London Waterloo (WAT) ☞	15	d			1709		1735							1805				1809
Clapham Junction (CLJ)	10	d												1812u				
Woking (WOK)		d			1734		1800											1834
Farnborough (Main) (FNB)		d			1744													1844
Fleet (FLE)		d			1750													1850
Reading (RDG)	7	d				1752	1752											1852
Basingstoke (BSK)		d			1803									1849				1903
Micheldever (MIC)		d			1813													1913
Winchester (WIN)		d			1822	1826s	1827	1833					1849	1905				1922
Shawford (SHW)		d											1854					1926s
Romsey (ROM)		d																1907
Chandlers Ford (CFR)		d			1807													1914
Eastleigh (ESL)	3	a			1814													1920
Eastleigh (ESL)	3	d			1820	1830							1859					1930
Hedge End (HDE)		d			1821	1831							1900					1921
Botley (BOE)		d			1831	1837												1931
Fareham (FRM)		d			1837	1841												1937
Portchester (PTC)		a			1841	1849												1941
Cosham (CSA)		a			1849	1855												1949
Hilsea (HLS)		a			1855	1859												1955
Fratton (FTN)		a			1859	1904												1959
Portsmouth & Southsea (PMS)		a			1904	1908												2004
Portsmouth Harbour (PMH) ☞		a			1908	1913												2008
Southampton Airport Parkwy (SOA) ↵		d			1913	1918												2013
Swaythling (SWG)		d			1825		1835	1835	1842				1905	1914				1925
St Denys (SDN)		d			1827													1927
Southampton Central (SOU)		a			1830		1842	1842	1849				1912	1921				1930
Southampton Central (SOU)		d			1836		1845	1845	1851				1856	1924				1935
Millbrook (Hants) (MBK)		d			1837		1845	1845	1851									1942
Redbridge (RDB)		d			1840													1945
Totton (TTN)		d			1840a													1940
Ashurst New Forest (ANF)		d											1901					1943a
Beaulieu Road (BEU)		d											1906					
Brockenhurst (BCU)	3	a						1905					1916	1937				1958
Brockenhurst (BCU)	3	d						1906	1912				1917	1938	1942			1959
Lymington Town (LYT)		d			1842				1905	1912					1942			
Lymington Pier (LYP)		a			1850				1912	1920					1950			
Lymington Pier (LYP)		a			1852				1917	1922					1952			
Yarmouth (I.O.W.) (YMH) ☞		a													2000			
Yarmouth (I.O.W.) (YMH)		a													2040			
Sway (SWY)		d											1922					
New Milton (NWM)		d											1927					
Hinton Admiral (HNA)		d											1931		1945			
Christchurch (CHR)		d											1936		1952			
Pokesdown (POK)		d											1939		1956			
Bournemouth (BMH)		a					1913	1913	1921				1944		2000			2013
Bournemouth (BMH)		d																
Branksome (BSM)		d												2004	2008			
Parkstone (Dorset) (PKS)		d													2013			
Poole (POO)	4	a													2016			
Poole (POO)	4	d												2013	2020			
Hamworthy (HAM)		d												2014				
Holton Heath (HOL)		d												2019				
Wareham (WRM)		d												2023				
Wool (WOO)		d												2028				
Moreton (Dorset) (MTN)		d												2035				
Dorchester South (DCH)		d												2041				
Dorchester West (DCW)		d												2049				
Upwey (UPW)		d								2010								
Weymouth (WEY)		a								2019				2056				
										2025				2101				

NOTES (see introductory pages for explanation of train operator codes and standard symbols)

- a Arrival time
- d Departure time
- s Stops to set down only
- u Stops to pick up only
- D To Salisbury
- J Runs until 7 September. From Manchester Piccadilly
- K Runs from 14 September. From Manchester Piccadilly
- Q From Gloucester

London to Winchester, Fareham, Portsmouth, Southampton, Lymington, Yarmouth (IOW), Bournemouth and Weymouth

Saturdays until 21 September

Operator	XC	SW	SW	SW	SW	SW	SW	SW	SW	SW	SW	XC	SW	SW	SW	SW	SW	SW
Days of operation/Notes	K	1	1	1	1	1	1	1	1	1	D	R	1	1	1	1	1	1
1st Class/Reservations/Bus/Ferry Catering facilities	1	1	1	1	1	1	1	1	1	1	1	1	1	1	1	1	1	1
London Waterloo (WAT)	15	d	1835					1905					1909					2005
Clapham Junction (CLJ)	10	d						1912u										2012u
Woking (WOK)		d	1900										1934		2000			
Farnborough (Main) (FNB)		d											1944					
Fleet (FLE)		d											1950					
Reading (RDG)	7	d	1852											1951				
Basingstoke (BSK)		d	1911					1949					2003	2011				2049
Micheldever (MIC)		d											2013					
Winchester (WIN)		d	1927	1933			1949	2006					2022	2027	2033			2049
Shawford (SHW)		d					1954											2105
Romsey (ROM)		d											2007					
Chandlers Ford (CFR)		d											2014					
Eastleigh (ESL)	3	a					1959						2020	2030				2100
Eastleigh (ESL)	3	d					2000						2021	2031				2100
Hedge End (HDE)		d												2037				
Botley (BOE)		d												2041				
Fareham (FRM)		a												2049				
Portchester (PTC)		a												2055				
Cosham (CSA)		a												2059				
Hilsea (HLS)		a												2104				
Fratton (FTN)		a												2108				
Portsmouth & Southsea (PMS)		a												2113				
Portsmouth Harbour (PMH)		a												2118				
Southampton Airport Parkwy (SOA)	4	d	1935	1942			2005	2014					2025		2035	2042		2105
Swaythling (SWG)		d											2027					2114
St Denys (SDN)		d											2030					
Southampton Central (SOU)		a	1942	1949			2012	2022					2036		2042	2049		2112
Southampton Central (SOU)		d	1945	1951		1956		2024					2037		2045	2051		2124
Millbrook (Hants) (MBK)		d											2040					
Redbridge (RDB)		d											2043a					
Totton (TTN)		d				2001											2101	2129
Ashurst New Forest (ANF)		d				2006											2106	2134
Beaulieu Road (BEU)		d				2010												
Brockenhurst (BCU)	3	a	1958	2004		2016		2037							2104		2116	2142
Brockenhurst (BCU)	3	d	1959	2005	2012	2017		2038	2042						2105	2112	2117	2143
Lymington Town (LYT)		d			2020				2050							2120		2156
Lymington Pier (LYP)		a			2022				2052							2122		2158
Lymington Pier (LYP)		d								2100								
Yarmouth (I.O.W.) (YMH)		a								2140								
Sway (SWY)		d			2022												2122	2148
New Milton (NWM)		d			2027			2045									2127	2153
Hinton Admiral (HNA)		d			2031												2131	2157
Christchurch (CHR)		d			2036			2052									2136	2202
Pokesdown (POK)		d			2039			2056									2139	2206
Bournemouth (BMH)		a	2013	2020		2044		2100						2113	2120		2144	2210
Bournemouth (BMH)		d		2024				2104	2108								2124	2212
Branksome (BSM)		d		2029					2113								2129	2217
Parkstone (Dorset) (PKS)		d		2032					2116								2132	2221
Poole (POO)	4	a		2036				2113	2120								2136	2226
Poole (POO)	4	d		2037				2114									2137	
Hamworthy (HAM)		d		2042				2119									2142	
Holton Heath (HOL)		d																
Wareham (WRM)		d		2049				2126									2149	
Wool (WOO)		d						2133									2155	
Moreton (Dorset) (MTN)		d						2143e									2201	
Dorchester South (DCH)		d		2105				2151									2209	
Dorchester West (DCW)		d																
Upwey (UPW)		d						2158									2216	
Weymouth (WEY)		a		2113				2202									2220	

NOTES (see introductory pages for explanation of train operator codes and standard symbols)

- a Arrival time
- d Departure time
- u Stops to pick up only
- e Arrives 4 minutes earlier
- D To Salisbury
- K Runs from 14 September. From Manchester Piccadilly
- R From Manchester Piccadilly

London to Winchester, Fareham, Portsmouth, Southampton, Lymington, Yarmouth (IOW), Bournemouth and Weymouth

Saturdays until 21 September

Operator	SW D	SW	XC R	GW S	SW	SW	SW	GW T	SW	SW D	SW	XC R	SW	SW	SW D	SW	XC R	SW
Days of operation/Notes 1st Class/Reservations/Bus/Ferry Catering facilities	□	□	□◇ ⚓	□	□	□	□	□	□	□	□	□◇ ⚓	□	□	□	□	□◇ ⚓	□
London Waterloo (WAT) ⇄	15 d	2009			2035				2105		2109		2135	2205		2209		2235
Clapham Junction (CLJ)	10 d								2112u				2212u					
Woking (WOK)	d	2034			2101						2134		2200			2234		2300
Farnborough (Main) (FNB)	d	2044									2144					2244		
Fleet (FLE)	d	2050									2150					2250		
Reading (RDG)	7 d		2052									2152						2252
Basingstoke (BSK)	d	2103	2111						2148		2203	2211		2250		2303	2311	
Micheldever (MIC)	d	2113									2213					2313		
Winchester (WIN)	d	2122	2127		2133		2149		2205		2222	2227	2233	2307		2322	2327	2333
Shawford (SHW)	d						2154									2327		
Romsey (ROM)	d	2107													2311			
Chandlers Ford (CFR)	d	2114									2214				2318			
Eastleigh (ESL)	3 a	2120	2130				2159				2220	2230			2324	2333		
Eastleigh (ESL)	3 d	2121	2131				2200	2205			2221	2231			2324	2334		
Hedge End (HDE)	d	2137										2237				2340		
Botley (BOE)	d	2141										2241				2344		
Fareham (FRM)	a	2149										2249				2352		
Portchester (PTC)	a	2155										2255				2358		
Cosham (CSA)	a	2159										2259				0002		
Hilsea (HLS)	a	2204										2304				0008		
Fratton (FTN)	a	2208										2308				0012		
Portsmouth & Southsea (PMS)	a	2213										2312				0015		
Portsmouth Harbour (PMH) ⚓	a	2218										2316				0019		
Southampton Airport Parkwy (SOA) ↔	d	2125		2136		2142		2205	2209	2214	2225		2236	2242	2315	2328		2335
Swaythling (SWG)	d	2127									2227					2331		
St Denys (SDN)	d	2130									2230					2335		
Southampton Central (SOU)	a	2136		2144		2149		2212	2218	2225	2235		2243	2251	2322	2340		2342
Southampton Central (SOU)	d	2137		2145		2151				2229	2237		2245	2252	2324	2342		2351
Millbrook (Hants) (MBK)	d	2140									2240					2344		
Redbridge (RDB)	d	2143a									2243a					2348a		
Totton (TTN)	d									2234					2329			
Ashurst New Forest (ANF)	d									2239					2334			
Beaulieu Road (BEU)	d																	
Brockenhurst (BCU)	3 a				2206					2247			2306	2342				0004
Brockenhurst (BCU)	3 d				2207	2218				2248			2307	2343				0005
Lymington Town (LYT)	d					2226												
Lymington Pier (LYP)	a					2228												
Lymington Pier (LYP) ⚓	d																	
Yarmouth (I.O.W.) (YMH) ⚓	a																	
Sway (SWY)	d									2253					2347			
New Milton (NWM)	d									2258					2352			0012s
Hinton Admiral (HNA)	d									2302					2356			
Christchurch (CHR)	d									2307					0002			0019s
Pokesdown (POK)	d									2311					0005			0023s
Bournemouth (BMH)	a		2215		2221					2315		2318	2324	0009				0027
Bournemouth (BMH)	d				2226					2317			2327	0011				0029
Branksome (BSM)	d				2231					2322			2332	0016				0034
Parkstone (Dorset) (PKS)	d				2234					2326			2335	0019				0037
Poole (POO)	4 a				2237					2330			2339	0023				0041
Poole (POO)	4 d				2238								2340					
Hamworthy (HAM)	d				2243								2345					
Holton Heath (HOL)	d																	
Wareham (WRM)	d				2250								2351					
Wool (WOO)	d				2257								2358					
Moreton (Dorset) (MTN)	d				2303								0004					
Dorchester South (DCH)	d				2311								0012					
Dorchester West (DCW)	d				2251													
Upwey (UPW)	d				2300	2317							0018					
Weymouth (WEY)	a				2305	2322							0023					

NOTES (see introductory pages for explanation of train operator codes and standard symbols)

- a Arrival time
- d Departure time
- s Stops to set down only
- u Stops to pick up only
- D To Salisbury
- R From Manchester Piccadilly
- S From Bristol Temple Meads
- T To Westbury

## London to Winchester, Fareham, Portsmouth, Southampton, Lymington, Yarmouth (IOW), Bournemouth and Weymouth

**Saturdays** until 21 September

Operator	SW	SW	SW	SW	SW	
Days of operation/Notes	SUM	SUM	SUM	SUM	SUM	
1st Class/Reservations/Bus/Ferry	U	V	U	V	V	
London Waterloo (WAT)	15 d	2305		2335	0010	0105
Clapham Junction (CLJ)	10 d	2312u		2342u	0017u	0115
Woking (WOK)	d	2332		0003	0040	0149
Farnborough (Main) (FNB)	d			0014		0158s
Fleet (FLE)	d			0020		0204s
Reading (RDG)	7 d					
Basingstoke (BSK)	d	2352		0035	0100	0216s
Micheldever (MIC)	d	0002				
Winchester (WIN)	d	0011		0051	0116	0233s
Shawford (SHW)	d	0016				
Romsey (ROM)	d					
Chandlers Ford (CFR)	d					
Eastleigh (ESL)	3 a	0022		0059	0124	0242s
Eastleigh (ESL)	3 d	0022	0030	0100	0125	
Hedge End (HDE)	d		0036s			
Botley (BOE)	d		0040s			
Fareham (FRM)	a		0048s			
Portchester (PTC)	a		0054s			
Cosham (CSA)	a		0058s			
Hilsea (HLS)	a					
Fratton (FTN)	a		0106s			
Portsmouth & Southsea (PMS)	a		0109			
Portsmouth Harbour (PMH)	a					
Southampton Airport Parkwy (SOA)	← d	0026		0105	0129	0246s
Swaythling (SWG)	d					
St Denys (SDN)	d	0030s				0251s
Southampton Central (SOU)	a	0035		0112	0136	0256
Southampton Central (SOU)	d	0037			0138	
Millbrook (Hants) (MBK)	d					
Redbridge (RDB)	d					
Totton (TTN)	d	0042s			0143s	
Ashurst New Forest (ANF)	d					
Beaulieu Road (BEU)	d					
Brockenhurst (BCU)	3 a	0053s			0154s	
Brockenhurst (BCU)	3 d					
Lymington Town (LYT)	d					
Lymington Pier (LYP)	a					
Lymington Pier (LYP)	d					
Yarmouth (I.O.W.) (YMH)	a					
Sway (SWY)	d					
New Milton (NWM)	d	0100s			0201s	
Hinton Admiral (HNA)	d					
Christchurch (CHR)	d	0107s			0208s	
Pokesdown (POK)	d	0111s			0212s	
Bournemouth (BMH)	a	0115			0216	
Bournemouth (BMH)	d	0117				
Branksome (BSM)	d	0122s				
Parkstone (Dorset) (PKS)	d	0125s				
Poole (POO)	4 a	0128				
Poole (POO)	4 d					
Hamworthy (HAM)	d					
Holton Heath (HOL)	d					
Wareham (WRM)	d					
Wool (WOO)	d					
Moreton (Dorset) (MTN)	d					
Dorchester South (DCH)	d					
Dorchester West (DCW)	d					
Upwey (UPW)	d					
Weymouth (WEY)	a					

**NOTES** (see introductory pages for explanation of train operator codes and standard symbols)

- a Arrival time
- d Departure time
- s Stops to set down only
- u Stops to pick up only
- U Also calls at Wimbledon 0023
- V Also calls at Vauxhall 0109, Wimbledon 0127 and Surbiton 0135
- SUM Sunday mornings

London to Winchester, Fareham, Portsmouth, Southampton, Lymington, Yarmouth (IOW), Bournemouth and Weymouth

Saturdays from 28 September

Operator	SW	SW	SW	SW	SW	SW	SW	SW	GW	SW	SW	SW	SW	SW	SW	SW	SW	SW	SW
Days of operation/Notes	1	1	1	1	1	1	A	1	B	1	1	C	1	1	1	D	E	F	1
1st Class/Reservations/Bus/Ferry	1	1	1	1	1	1	1	1	1	1	1	1	1	1	1	1	1	1	1
London Waterloo (WAT) ⇄ 15 d													0530						
Clapham Junction (CLJ) 10 d													0537u						
Woking (WOK) d													0603						
Farnborough (Main) (FNB) d																			
Fleet (FLE) d																			
Reading (RDG) 7 d																			
Basingstoke (BSK) d	0510												0623						
Micheldever (MIC) d													0633						
Winchester (WIN) d	0526												0642						
Shawford (SHW) d																			
Romsey (ROM) d								0558											0707
Chandlers Ford (CFR) d								0606											0714
Eastleigh (ESL) 3 a	0535							0612					0650						0720
Eastleigh (ESL) 3 d	0536							0613	0625				0651						0721
Hedge End (HDE) d													0634						
Botley (BOE) d													0638						
Fareham (FRM) a													0647						
Portchester (PTC) a													0653						
Cosham (CSA) a													0657						
Hilsea (HLS) a													0702						
Fratton (FTN) a													0706						
Portsmouth & Southsea (PMS) a													0710						
Portsmouth Harbour (PMH) a													0715						
Southampton Airport Parkway (SOA) ⇄ d	0540							0617	0629				0655						0725
Swaythling (SWG) d								0619											0727
St Denys (SDN) d	0544							0622											0730
Southampton Central (SOU) a	0549							0631	0638				0702						0735
Southampton Central (SOU) d					0615			0633					0705	0721					0737
Millbrook (Hants) (MBK) d								0636											0740
Redbridge (RDB) d								0639a											0743a
Totton (TTN) d					0620								0710	0726					
Ashurst New Forest (ANF) d					0625									0731					
Beaulieu Road (BEU) d																			
Brockenhurst (BCU) 3 a					0633								0721	0739					
Brockenhurst (BCU) 3 d			0610	0612	0634	0642							0712	0722	0740	0742			
Lymington Town (LYT) d				0620		0650							0720			0750			
Lymington Pier (LYP) a				0622		0652							0722			0752			
Lymington Pier (LYP) d																	0800	0815	
Yarmouth (I.O.W.) (YMH) a																	0840	0855	
Sway (SWY) d			0615		0638								0726	0744					
New Milton (NWM) d			0620		0643								0731	0749					
Hinton Admiral (HNA) d			0624		0647								0735	0753					
Christchurch (CHR) d			0629		0652								0740	0759					
Pokesdown (POK) d			0632		0656								0744	0803					
Bournemouth (BMH) a			0636		0701								0748	0807					
Bournemouth (BMH) d		0606	0639		0706								0749	0812					
Branksome (BSM) d		0611	0644		0711								0754	0817					
Parkstone (Dorset) (PKS) d		0614	0647		0714								0757	0820					
Poole (POO) 4 a		0618	0650		0718								0801	0824					
Poole (POO) 4 d		0619	0652		0719								0802	0825					
Hamworthy (HAM) d		0624	0657		0724								0807	0830					
Holton Heath (HOL) d		0628	0701		0728									0834					
Wareham (WRM) d		0634	0707		0734								0813	0839					
Wool (WOO) d		0641	0714		0741								0820	0846					
Moreton (Dorset) (MTN) d		0647	0720		0749								0826	0852					
Dorchester South (DCH) d		0656	0729		0758								0834	0900					
Dorchester West (DCW) d									0813										
Upwey (UPW) d		0703	0736		0805				0822				0841	0907					
Weymouth (WEY) a		0709	0742		0811				0827				0846	0912					

NOTES (see introductory pages for explanation of train operator codes and standard symbols)

- a Arrival time
- d Departure time
- u Stops to pick up only
- A From Salisbury to Salisbury
- B From Westbury
- C Also calls at Wimbledon 0543 and Surbiton 0551
- D Runs from 9 November
- E Runs until 2 November
- F To Salisbury

London to Winchester, Fareham, Portsmouth, Southampton, Lymington, Yarmouth (IOW), Bournemouth and Weymouth

Saturdays from 28 September

Operator	SW	SW	SW	SW	SW	SW	SW	SW	XC	SW	SW	SW	GW	SW	SW	SW	SW
Days of operation/Notes 1st Class/Reservations/Bus/Ferry Catering facilities	G	I	I	I	I	E	F	H	J	I	I	I	K	I	I	L	I
London Waterloo (WAT)	15	d		0630				0642			0735					0805	
Clapham Junction (CLJ)	10	d		0637u				0649u								0812u	
Woking (WOK)		d	0620	0657				0719			0800						
Farnborough (Main) (FNB)		d	0634					0733									
Fleet (FLE)		d	0639					0738									
Reading (RDG)	7	d							0753								
Basingstoke (BSK)		d	0700	0718				0800	0814		0821					0849	
Micheldever (MIC)		d	0710					0810									
Winchester (WIN)		d	0719	0734				0819	0831		0838			0850		0905	
Shawford (SHW)		d	0724					0824						0855			
Romsey (ROM)		d						0807									
Chandlers Ford (CFR)		d						0814									
Eastleigh (ESL)	3	a	0729	0742				0820	0830		0847			0900			
Eastleigh (ESL)	3	d	0730	0743				0821	0831		0847			0901			
Hedge End (HDE)		d	0736						0837								
Botley (BOE)		d	0740						0841								
Fareham (FRM)		a	0748						0849								
Portchester (PTC)		a	0754						0855								
Cosham (CSA)		a	0759						0859								
Hilsea (HLS)		a	0804						0904								
Fratton (FTN)		a	0808						0908								
Portsmouth & Southsea (PMS)		a	0812						0913								
Portsmouth Harbour (PMH)		a	0818						0918								
Southampton Airport Parkwy (SOA)		d		0748				0825		0840		0851			0905	0914	
Swaythling (SWG)		d						0827									
St Denys (SDN)		d						0830									
Southampton Central (SOU)		a		0756				0836		0847		0858			0912	0922	
Southampton Central (SOU)		d		0800	0817			0837		0849		0900	0903			0924	
Millbrook (Hants) (MBK)		d						0840									
Redbridge (RDB)		d						0843a									
Totton (TTN)		d		0805	0822								0908				
Ashurst New Forest (ANF)		d			0827								0913				
Beaulieu Road (BEU)		d			0831												
Brockenhurst (BCU)	3	a		0816	0837						0913	0921				0937	
Brockenhurst (BCU)	3	d		0812	0817	0838	0842				0912	0914	0922			0938	0942
Lymington Town (LYT)		d		0820			0850				0920						0950
Lymington Pier (LYP)		a		0822			0852				0922						0952
Lymington Pier (LYP)		d					0900										
Yarmouth (I.O.W.) (YMH)		a					0940										
Sway (SWY)		d		0821	0842								0926				
New Milton (NWM)		d		0826	0847								0931			0945	
Hinton Admiral (HNA)		d		0830	0851								0935				
Christchurch (CHR)		d		0836	0857								0941			0953	
Pokesdown (POK)		d		0840	0901								0945			0957	
Bournemouth (BMH)		a		0844	0906					0917		0928	0952			1001	
Bournemouth (BMH)		d		0845	0910							0933				1005	1008
Branksome (BSM)		d		0850	0915							0938					1013
Parkstone (Dorset) (PKS)		d		0853	0918							0941					1016
Poole (POO)	4	a		0857	0922							0945				1014	1020
Poole (POO)	4	d		0858	0923							0946				1015	
Hamworthy (HAM)		d		0903	0928							0951				1020	
Holton Heath (HOL)		d			0932											1024	
Wareham (WRM)		d		0910	0936						0958					1029	
Wool (WOO)		d		0917	0944											1037	
Moreton (Dorset) (MTN)		d		0923	0950											1043	
Dorchester South (DCH)		d		0931	0958						1014					1053c	
Dorchester West (DCW)		d											1018				
Upwey (UPW)		d		0938	1004								1027			1100	
Weymouth (WEY)		a		0943	1010							1025				1105	

NOTES (see introductory pages for explanation of train operator codes and standard symbols)

- a Arrival time
- d Departure time
- u Stops to pick up only
- c Arrives 3 minutes earlier
- E Runs until 2 November
- F To Salisbury
- G Also calls at Brookwood 0626, Winchfield 0645 and Hook 0649
- H Also calls at Surbiton 0700, Walton-On-Thames 0707, Weybridge 0711, Brookwood 0725, Winchfield 0744 and Hook 0748
- J From Birmingham New Street
- K From Cheltenham Spa
- L From London Waterloo

London to Winchester, Fareham, Portsmouth, Southampton, Lymington, Yarmouth (IOW), Bournemouth and Weymouth

Saturdays from 28 September

Operator	SW	SW	SW	XC	SW	SW	SW	SW	SW	SW	SW	SW	SW	SW	XC	SW	SW
Days of operation/Notes	F	F	F	M	F	F	F	F	F	F	F	F	F	F	N	F	F
1st Class/Reservations/Bus/Ferry Catering facilities																	
London Waterloo (WAT)	15 d		0809		0835					0905					0909		0935
Clapham Junction (CLJ)	10 d									0912u							
Woking (WOK)	d		0834		0900										0934		1000
Farnborough (Main) (FNB)	d		0844												0944		
Fleet (FLE)	d		0850												0950		
Reading (RDG)	7 d			0852												0952	
Basingstoke (BSK)	d		0903	0911						0949					1003	1012	
Micheldever (MIC)	d		0913												1013		
Winchester (WIN)	d		0922	0927	0933			0949	1005						1022	1027	1033
Shawford (SHW)	d							0954									
Romsey (ROM)	d		0907												1007		
Chandlers Ford (CFR)	d		0914												1014		
Eastleigh (ESL)	3 a		0920	0930				0959							1020	1030	
Eastleigh (ESL)	3 d		0921	0931				1000							1021	1031	
Hedge End (HDE)	d			0937												1037	
Botley (BOE)	d			0941												1041	
Fareham (FRM)	a			0949												1049	
Portchester (PTC)	a			0955												1055	
Cosham (CSA)	a			0959												1059	
Hilsea (HLS)	a			1004												1104	
Fratton (FTN)	a			1008												1108	
Portsmouth & Southsea (PMS)	a			1013												1113	
Portsmouth Harbour (PMH)	a			1018												1118	
Southampton Airport Parkwy (SOA)	d		0925		0936	0942			1005	1014					1025		1036 1042
Swaythling (SWG)	d		0927												1027		
St Denys (SDN)	d		0930												1030		
Southampton Central (SOU)	a		0936		0943	0949			1012	1022					1036		1043 1050
Southampton Central (SOU)	d		0937		0945	0951		0956		1024					1037		1045 1051
Millbrook (Hants) (MBK)	d		0940												1040		
Redbridge (RDB)	d		0943a												1043a		
Totton (TTN)	d							1001									
Ashurst New Forest (ANF)	d							1006									
Beaulieu Road (BEU)	d							1010									
Brockenhurst (BCU)	3 a			0958	1004			1016		1037							1105
Brockenhurst (BCU)	3 d			0959	1005	1012	1017			1038	1042						1106 1112
Lymington Town (LYT)	d					1020					1050						1120
Lymington Pier (LYP)	a					1022					1052						1122
Lymington Pier (LYP)	d	1000											1100				
Yarmouth (I.O.W.) (YMH)	a	1040											1140				
Sway (SWY)	d							1022									
New Milton (NWM)	d							1027		1045							
Hinton Admiral (HNA)	d							1031									
Christchurch (CHR)	d							1036		1053							
Pokesdown (POK)	d							1040		1057							
Bournemouth (BMH)	a			1013	1021			1044		1101						1113	1121
Bournemouth (BMH)	d				1025					1105 1108							1125
Branksome (BSM)	d				1030					1113							1130
Parkstone (Dorset) (PKS)	d				1033					1116							1133
Poole (POO)	4 a				1037					1114 1120							1137
Poole (POO)	4 d				1038					1115							1138
Hamworthy (HAM)	d				1043					1120							1143
Holton Heath (HOL)	d									1124							
Wareham (WRM)	d				1050					1129							1150
Wool (WOO)	d									1137							
Moreton (Dorset) (MTN)	d									1143							
Dorchester South (DCH)	d					1107				1151							1207
Dorchester West (DCW)	d																
Upwey (UPW)	d									1157							
Weymouth (WEY)	a				1116					1203							1216

NOTES (see introductory pages for explanation of train operator codes and standard symbols)

- a Arrival time
- d Departure time
- u Stops to pick up only
- F To Salisbury
- L From London Waterloo
- M From Manchester Piccadilly
- N From Nottingham



# London to Winchester, Fareham, Portsmouth, Southampton, Lymington, Yarmouth (IOW), Bournemouth and Weymouth

**Saturdays** from 28 September

Operator	GW	SW	SW	SW	SW	SW	SW	SW	SW	SW	XC	SW	SW	SW	SW	SW	SW	SW
Days of operation/Notes 1st Class/Reservations/Bus/Ferry Catering facilities	P	□	□	□	L	□	□	□	□	F	M	□	□	□	□	L	□	□
London Waterloo (WAT)	15	d			1005					1009		1035				1105		
Clapham Junction (CLJ)	10	d			1012u											1112u		
Woking (WOK)		d								1034		1100						
Farnborough (Main) (FNB)		d								1044								
Fleet (FLE)		d								1050								
Reading (RDG)	7	d										1052						
Basingstoke (BSK)		d			1048					1103	1111					1148		
Micheldever (MIC)		d								1113								
Winchester (WIN)		d		1049	1105					1122	1127	1133			1149	1205		
Shawford (SHW)		d		1054											1154			
Romsey (ROM)		d								1107								
Chandlers Ford (CFR)		d								1114								
Eastleigh (ESL)	3	a		1059						1120	1130				1159			
Eastleigh (ESL)	3	d		1100						1121	1131				1200			
Hedge End (HDE)		d								1137								
Botley (BOE)		d								1141								
Fareham (FRM)		a								1149								
Portchester (PTC)		a								1155								
Cosham (CSA)		a								1159								
Hilsea (HLS)		a								1204								
Fratton (FTN)		a								1208								
Portsmouth & Southsea (PMS)		a								1213								
Portsmouth Harbour (PMH)		a								1218								
Southampton Airport Parkwy (SOA)		d		1105	1114					1125		1136	1142		1205	1214		
Swaythling (SWG)		d								1127								
St Denys (SDN)		d								1130								
Southampton Central (SOU)		a		1112	1122					1136		1143	1149		1212	1222		
Southampton Central (SOU)		d		1056	1124					1137		1145	1151		1156	1224		
Millbrook (Hants) (MBK)		d								1140								
Redbridge (RDB)		d								1143a								
Totton (TTN)		d		1101											1201			
Ashurst New Forest (ANF)		d		1106											1206			
Beaulieu Road (BEU)		d													1210			
Brockenhurst (BCU)	3	a		1116	1137							1205		1216		1237		
Brockenhurst (BCU)	3	d		1117	1138		1142					1206	1212	1217		1238	1242	
Lymington Town (LYT)		d					1150						1220				1250	
Lymington Pier (LYP)		a					1152						1222				1252	
Lymington Pier (LYP)		d						1200										
Yarmouth (I.O.W.) (YMH)		a						1240										
Sway (SWY)		d		1122											1222			
New Milton (NWM)		d		1127	1145										1227		1245	
Hinton Admiral (HNA)		d		1131											1231			
Christchurch (CHR)		d		1136	1153										1236		1253	
Pokesdown (POK)		d		1140	1157										1240		1257	
Bournemouth (BMH)		a		1144	1201							1213	1221		1244		1301	
Bournemouth (BMH)		d			1205	1208									1225		1305	1308
Branksome (BSM)		d				1213									1230			1313
Parkstone (Dorset) (PKS)		d				1216									1233			1316
Poole (POO)	4	a			1214	1220									1237		1314	1320
Poole (POO)	4	d				1215									1238		1315	
Hamworthy (HAM)		d				1220									1243		1320	
Holton Heath (HOL)		d				1224											1324	
Wareham (WRM)		d				1229						1250					1329	
Wool (WOO)		d				1237											1337	
Moreton (Dorset) (MTN)		d				1243											1343	
Dorchester South (DCH)		d				1251								1307			1351	
Dorchester West (DCW)		d	1213															
Upwey (UPW)		d	1222			1257											1357	
Weymouth (WEY)		a	1227			1303								1316			1403	

**NOTES** (see introductory pages for explanation of train operator codes and standard symbols)

- a Arrival time
- d Departure time
- u Stops to pick up only
- F To Salisbury
- L From London Waterloo
- M From Manchester Piccadilly
- P From Gloucester

## London to Winchester, Fareham, Portsmouth, Southampton, Lymington, Yarmouth (IOW), Bournemouth and Weymouth

**Saturdays** from 28 September

Operator	SW	SW	SW	XC	SW	GW	SW	SW	SW	SW	SW	SW	SW	SW	SW	XC	SW
Days of operation/Notes	F	F	F	M	F	P	F	F	F	F	L	F	F	F	F	M	F
1st Class/Reservations/Bus/Ferry Catering facilities	☒	☒	☒	☒	☒	☒	☒	☒	☒	☒	☒	☒	☒	☒	☒	☒	☒
London Waterloo (WAT)	15 d		1109		1135						1205					1209	1235
Clapham Junction (CLJ)	10 d										1212u						
Woking (WOK)	d		1134		1200											1234	1304
Farnborough (Main) (FNB)	d		1144													1244	
Fleet (FLE)	d		1150													1250	
Reading (RDG)	7 d			1152													1252
Basingstoke (BSK)	d		1203	1212							1248					1303	1311
Micheldever (MIC)	d		1213													1313	
Winchester (WIN)	d		1222	1228	1233					1249	1305					1322	1327
Shawford (SHW)	d									1254							1336
Romsey (ROM)	d	1207														1307	
Chandlers Ford (CFR)	d	1214														1314	
Eastleigh (ESL)	3 a	1220	1230							1259						1320	1330
Eastleigh (ESL)	3 d	1221	1231							1300						1321	1331
Hedge End (HDE)	d		1237														1337
Botley (BOE)	d		1241														1341
Fareham (FRM)	a		1249														1349
Portchester (PTC)	a		1255														1355
Cosham (CSA)	a		1259														1359
Hilsea (HLS)	a		1304														1404
Fratton (FTN)	a		1308														1408
Portsmouth & Southsea (PMS)	a		1313														1413
Portsmouth Harbour (PMH)	☒ a		1318														1418
Southampton Airport Parkwy (SOA)	☒ d	1225		1236	1242					1305	1314					1325	1336
Swaythling (SWG)	d	1227														1327	
St Denys (SDN)	d	1231														1330	
Southampton Central (SOU)	a	1236		1244	1249					1312	1322					1336	1343
Southampton Central (SOU)	d	1238		1246	1251					1256	1324					1337	1345
Millbrook (Hants) (MBK)	d	1240														1340	
Redbridge (RDB)	d	1244a														1343a	
Totton (TTN)	d									1301							
Ashurst New Forest (ANF)	d									1306							
Beaulieu Road (BEU)	d																
Brockenhurst (BCU)	3 a				1304					1316	1337						1407
Brockenhurst (BCU)	3 d				1305					1312	1317	1338	1342				1408
Lymington Town (LYT)	d									1320			1350				
Lymington Pier (LYP)	a									1322			1352				
Lymington Pier (LYP)	☒ d	1300												1400			
Yarmouth (I.O.W.) (YMH)	☒ a	1340												1440			
Sway (SWY)	d									1322							
New Milton (NWM)	d									1327			1345				
Hinton Admiral (HNA)	d									1331							
Christchurch (CHR)	d									1336			1353				
Pokesdown (POK)	d									1340			1357				
Bournemouth (BMH)	a			1313	1321					1344			1401				1413
Bournemouth (BMH)	d				1325						1405	1408					1427
Branksome (BSM)	d				1330							1413					1432
Parkstone (Dorset) (PKS)	d				1333							1416					1435
Poole (POO)	4 a				1337							1414	1420				1438
Poole (POO)	4 d				1338							1415					1439
Hamworthy (HAM)	d				1343							1420					1444
Holton Heath (HOL)	d											1424					
Wareham (WRM)	d				1350							1429					1451
Wool (WOO)	d											1437					
Moreton (Dorset) (MTN)	d											1443					
Dorchester South (DCH)	d				1407							1451					1508
Dorchester West (DCW)	d								1413								
Upwey (UPW)	d								1422			1457					
Weymouth (WEY)	a				1416	1427						1503					1520

**NOTES** (see introductory pages for explanation of train operator codes and standard symbols)

- a Arrival time
- d Departure time
- u Stops to pick up only
- F To Salisbury
- L From London Waterloo
- M From Manchester Piccadilly
- P From Gloucester

London to Winchester, Fareham, Portsmouth, Southampton, Lymington, Yarmouth (IOW), Bournemouth and Weymouth

Saturdays from 28 September

Operator	SW	SW	SW	SW	SW	SW	SW	SW	SW	SW	XC	SW	SW	GW	SW	SW	SW	SW
Days of operation/Notes	□	□	□	□	L	□	□	□	□	□	M	□	□	P	□	□	□	L
1st Class/Reservations/Bus/Ferry	□	□	□	□	□	□	□	□	□	□	□	□	□	□	□	□	□	□
Catering facilities	□	□	□	□	□	□	□	□	□	□	□	□	□	□	□	□	□	□
London Waterloo (WAT)	15	d			1305					1309		1335						1405
Clapham Junction (CLJ)	10	d			1312u													1412u
Woking (WOK)		d								1334		1400						
Farnborough (Main) (FNB)		d								1344								
Fleet (FLE)		d								1350								
Reading (RDG)	7	d									1352							
Basingstoke (BSK)		d			1349					1403	1411							1449
Micheldever (MIC)		d								1413								1505
Winchester (WIN)		d		1349	1405					1422	1427	1433				1449		1505
Shawford (SHW)		d		1354												1454		
Romsey (ROM)		d								1407								
Chandlers Ford (CFR)		d								1414								
Eastleigh (ESL)	3	a		1359						1420	1430						1459	
Eastleigh (ESL)	3	d		1400						1421	1431						1500	
Hedge End (HDE)		d								1437								
Botley (BOE)		d								1441								
Fareham (FRM)		a								1449								
Portchester (PTC)		a								1455								
Cosham (CSA)		a								1459								
Hilsea (HLS)		a								1504								
Fratton (FTN)		a								1508								
Portsmouth & Southsea (PMS)		a								1513								
Portsmouth Harbour (PMH)		a								1518								
Southampton Airport Parkwy (SOA)		d		1405	1414					1425		1436	1442				1505	1514
Swaythling (SWG)		d								1427								
St Denys (SDN)		d								1430								
Southampton Central (SOU)		a		1412	1422					1435		1443	1449				1512	1522
Southampton Central (SOU)		d		1356	1424					1437		1445	1451				1456	1524
Millbrook (Hants) (MBK)		d								1440								
Redbridge (RDB)		d								1443a								
Totton (TTN)		d		1401													1501	
Ashurst New Forest (ANF)		d		1406													1506	
Beaulieu Road (BEU)		d		1410														
Brockenhurst (BCU)	3	a		1416	1437							1505					1516	1537
Brockenhurst (BCU)	3	d	1412	1417	1438	1442						1506	1512				1517	1538
Lymington Town (LYT)		d	1420			1450							1520					
Lymington Pier (LYP)		a	1422			1452							1522					
Lymington Pier (LYP)		d								1500								
Yarmouth (I.O.W.) (YMH)		a								1540								
Sway (SWY)		d		1422														1522
New Milton (NWM)		d		1427		1445												1527
Hinton Admiral (HNA)		d		1431														1531
Christchurch (CHR)		d		1436		1453												1536
Pokesdown (POK)		d		1440		1457												1540
Bournemouth (BMH)		a		1444		1501						1513	1521					1544
Bournemouth (BMH)		d			1505	1508												1605
Branksome (BSM)		d				1513							1530					1608
Parkstone (Dorset) (PKS)		d				1516							1533					1613
Poole (POO)	4	a			1514	1520							1537					1616
Poole (POO)	4	d			1515								1538					1620
Hamworthy (HAM)		d			1520								1543					1624
Holton Heath (HOL)		d			1524													1629
Wareham (WRM)		d			1529								1550					1637
Wool (WOO)		d			1537													1643
Moreton (Dorset) (MTN)		d			1543													1651
Dorchester South (DCH)		d			1551								1607					1658
Dorchester West (DCW)		d												1613				1703
Upwey (UPW)		d			1557									1622				1703
Weymouth (WEY)		a			1603								1616	1627				

NOTES (see introductory pages for explanation of train operator codes and standard symbols)

- a Arrival time
- d Departure time
- u Stops to pick up only
- F To Salisbury
- L From London Waterloo
- M From Manchester Piccadilly
- P From Gloucester

## London to Winchester, Fareham, Portsmouth, Southampton, Lymington, Yarmouth (IOW), Bournemouth and Weymouth

**Saturdays** from 28 September

Operator	SW	SW	SW	SW	XC	SW	SW	SW	SW	SW	SW	SW	SW	SW	SW	XC	SW
Days of operation/Notes 1st Class/Reservations/Bus/Ferry Catering facilities	□	☞	F	□	M □◇ ♠	□	□	□	□	□	L	□	☞	F	□	M □◇ ♠	□
London Waterloo (WAT)	☞	15	d			1409						1505					1535
Clapham Junction (CLJ)		10	d									1512u					
Woking (WOK)			d			1434			1500								1600
Farnborough (Main) (FNB)			d			1444											1544
Fleet (FLE)			d			1450											1550
Reading (RDG)			7	d													1552
Basingstoke (BSK)			d			1503						1549					1603 1611
Micheldever (MIC)			d			1513											1613
Winchester (WIN)			d			1522		1527	1533			1549		1605			1622 1627 1633
Shawford (SHW)			d									1554					
Romsey (ROM)			d														1607
Chandlers Ford (CFR)			d														1614
Eastleigh (ESL)			3	a		1520		1530				1559					1620 1630
Eastleigh (ESL)			3	d		1521		1531				1600					1621 1631
Hedge End (HDE)			d					1537									1637
Botley (BOE)			d					1541									1641
Fareham (FRM)			a					1549									1649
Portchester (PTC)			a					1555									1655
Cosham (CSA)			a					1559									1659
Hilsea (HLS)			a					1604									1704
Fratton (FTN)			a					1608									1708
Portsmouth & Southsea (PMS)			a					1613									1713
Portsmouth Harbour (PMH)			☞	a				1618									1718
Southampton Airport Parkwy (SOA)			↔	d				1525		1542			1605		1614		1625
Swaythling (SWG)			d					1527									1627
St Denys (SDN)			d					1530									1630
Southampton Central (SOU)			a					1536		1549			1612		1622		1636 1643 1649
Southampton Central (SOU)			d					1537		1551			1556		1624		1637 1645 1651
Millbrook (Hants) (MBK)			d					1540									1640
Redbridge (RDB)			d					1543a									1643a
Totton (TTN)			d									1601					
Ashurst New Forest (ANF)			d									1606					
Beaulieu Road (BEU)			d									1610					
Brockenhurst (BCU)			3	a					1605			1616		1637			1704
Brockenhurst (BCU)			3	d						1606	1612	1617		1638		1642	1705
Lymington Town (LYT)			d					1550			1620				1650		
Lymington Pier (LYP)			a					1552			1622				1652		
Lymington Pier (LYP)			☞	d										1700			
Yarmouth (I.O.W.) (YMH)			☞	a										1740			
Sway (SWY)			d								1622						
New Milton (NWM)			d								1627				1645		
Hinton Admiral (HNA)			d								1631						
Christchurch (CHR)			d								1636				1653		
Pokesdown (POK)			d								1640				1657		
Bournemouth (BMH)			a					1613	1621		1644				1701		1715 1721
Bournemouth (BMH)			d									1705	1708				1725
Branksome (BSM)			d									1630	1713				1730
Parkstone (Dorset) (PKS)			d									1633	1716				1733
Poole (POO)			4	a								1637	1720				1737
Poole (POO)			4	d								1638	1715				1738
Hamworthy (HAM)			d									1643	1720				1743
Holton Heath (HOL)			d										1724				
Wareham (WRM)			d						1650				1729				1750
Wool (WOO)			d										1736				
Moreton (Dorset) (MTN)			d										1742				
Dorchester South (DCH)			d						1707				1750				1809
Dorchester West (DCW)			d														
Upwey (UPW)			d										1756				
Weymouth (WEY)			a						1716				1802				1820

**NOTES** (see introductory pages for explanation of train operator codes and standard symbols)

- a Arrival time
- d Departure time
- u Stops to pick up only
- F To Salisbury
- L From London Waterloo
- M From Manchester Piccadilly

## London to Winchester, Fareham, Portsmouth, Southampton, Lymington, Yarmouth (IOW), Bournemouth and Weymouth

**Saturdays** from 28 September

















Operator	SW	GW	SW	SW	SW	SW	SW	SW	SW	SW	XC	SW	SW	GW	SW	SW
Days of operation/Notes 1st Class/Reservations/Bus/Ferry Catering facilities	□	P	□	□	□	L	□	□	□	F	□	□	□	P	□	□
London Waterloo (WAT)	15	d				1605						1609			1635	
Clapham Junction (CLJ)	10	d				1612u										
Woking (WOK)		d										1634			1700	
Farnborough (Main) (FNB)		d										1644				
Fleet (FLE)		d										1650				
Reading (RDG)	7	d											1652			
Basingstoke (BSK)		d				1649						1703	1711			
Micheldever (MIC)		d										1713				
Winchester (WIN)		d				1649	1705					1722	1727	1733		1749
Shawford (SHW)		d				1654										1754
Romsey (ROM)		d										1707				
Chandlers Ford (CFR)		d										1714				
Eastleigh (ESL)	3	a				1659						1720	1730			1759
Eastleigh (ESL)	3	d				1700						1721	1731			1800
Hedge End (HDE)		d											1737			
Botley (BOE)		d											1741			
Fareham (FRM)		a											1749			
Portchester (PTC)		a											1755			
Cosham (CSA)		a											1759			
Hilsea (HLS)		a											1804			
Fratton (FTN)		a											1808			
Portsmouth & Southsea (PMS)		a											1813			
Portsmouth Harbour (PMH)		a											1818			
Southampton Airport Parkwy (SOA)		d				1705	1714					1725	1735	1742		1805
Swaythling (SWG)		d										1727				
St Denys (SDN)		d										1730				
Southampton Central (SOU)		a				1712	1722					1736	1742	1749		1812
Southampton Central (SOU)		d				1656	1724					1737	1745	1751		1756
Millbrook (Hants) (MBK)		d										1740				
Redbridge (RDB)		d										1744a				
Totton (TTN)		d				1701										1801
Ashurst New Forest (ANF)		d				1706										1806
Beaulieu Road (BEU)		d														1810
Brockenhurst (BCU)	3	a				1716	1737						1804			1816
Brockenhurst (BCU)	3	d	1712			1717	1738	1742					1805	1812		1817
Lymington Town (LYT)		d	1720					1750						1820		
Lymington Pier (LYP)		a	1722					1752						1822		
Lymington Pier (LYP)		d							1800							
Yarmouth (I.O.W.) (YMH)		a							1840							
Sway (SWY)		d				1722										1822
New Milton (NWM)		d				1727		1745								1827
Hinton Admiral (HNA)		d				1731										1831
Christchurch (CHR)		d				1736		1753								1836
Pokesdown (POK)		d				1740		1757								1840
Bournemouth (BMH)		a				1744		1801				1813	1821			1844
Bournemouth (BMH)		d						1805	1808						1825	
Branksome (BSM)		d							1813						1830	
Parkstone (Dorset) (PKS)		d							1816						1833	
Poole (POO)	4	a						1814	1820						1837	
Poole (POO)	4	d						1815							1838	
Hamworthy (HAM)		d						1820							1843	
Holton Heath (HOL)		d						1824								
Wareham (WRM)		d						1829						1850		
Wool (WOO)		d						1837								
Moreton (Dorset) (MTN)		d						1843								
Dorchester South (DCH)		d						1851						1907		
Dorchester West (DCW)		d													1923	
Upwey (UPW)		d						1857							1932	
Weymouth (WEY)		a						1903						1916	1937	

**NOTES** (see introductory pages for explanation of train operator codes and standard symbols)

- a Arrival time
- d Departure time
- u Stops to pick up only
- F To Salisbury
- L From London Waterloo
- M From Manchester Piccadilly
- P From Gloucester

# London to Winchester, Fareham, Portsmouth, Southampton, Lymington, Yarmouth (IOW), Bournemouth and Weymouth

## Saturdays from 28 September

Operator	SW	SW L	SW	SW E	SW F	SW	XC M	SW	SW	GW P	SW	SW	SW	SW L	SW	SW	SW F
Days of operation/Notes 1st Class/Reservations/Bus/Ferry Catering facilities	□	□	□		□	□		□	□	□	□	□	□	□	□		□
London Waterloo (WAT) 	d	1705				1709		1735						1805			
Clapham Junction (CLJ) 	d	1712u												1812u			
Woking (WOK)	d					1734		1800									
Farnborough (Main) (FNB)	d					1744											
Fleet (FLE)	d					1750											
Reading (RDG) 	d							1752									
Basingstoke (BSK)	d	1749				1803		1811						1849			
Micheldever (MIC)	d					1813											
Winchester (WIN)	d	1805				1822		1827		1833				1849		1905	
Shawford (SHW)	d													1854			
Romsey (ROM)	d					1807											1907
Chandlers Ford (CFR)	d					1814											1914
Eastleigh (ESL) 	a					1820	1830							1859			1920
Eastleigh (ESL) 	d					1821	1831							1900			1921
Hedge End (HDE)	d						1837										
Botley (BOE)	d						1841										
Fareham (FRM)	a						1849										
Portchester (PTC)	a						1855										
Cosham (CSA)	a						1859										
Hilsea (HLS)	a						1904										
Fratton (FTN)	a						1908										
Portsmouth & Southsea (PMS)	a						1913										
Portsmouth Harbour (PMH) 	a						1918										
Southampton Airport Parkwy (SOA) 	d	1814				1825		1835	1842					1905	1914		1925
Swaythling (SWG)	d					1827											1927
St Denys (SDN)	d					1830											1930
Southampton Central (SOU)	a	1822				1836		1842	1849					1912	1921		1935
Southampton Central (SOU)	d	1823				1837		1845	1851					1856		1924	1937
Millbrook (Hants) (MBK)	d					1840											1940
Redbridge (RDB)	d					1843a											1943a
Totton (TTN)	d													1901			
Ashurst New Forest (ANF)	d													1906			
Beaulieu Road (BEU)	d																
Brockenhurst (BCU) 	a	1837							1905					1916		1937	
Brockenhurst (BCU) 	d	1838	1842						1906	1912				1917		1938	1942
Lymington Town (LYT)	d		1850							1920							1950
Lymington Pier (LYP)	a		1852							1922							1952
Lymington Pier (LYP) 	d					1900											2000
Yarmouth (I.O.W.) (YMH) 	a					1940											2040
Sway (SWY)	d													1922			
New Milton (NWM)	d	1845												1927		1945	
Hinton Admiral (HNA)	d													1931			
Christchurch (CHR)	d	1853												1936		1953	
Pokesdown (POK)	d	1857												1940		1957	
Bournemouth (BMH)	a	1901						1913	1922					1944		2001	
Bournemouth (BMH)	d	1905	1908											1922			
Branksome (BSM)	d		1913														2008
Parkstone (Dorset) (PKS)	d		1916														2013
Poole (POO) 	a	1914	1920														2016
Poole (POO) 	d	1915															2020
Hamworthy (HAM)	d	1920															2015
Holton Heath (HOL)	d	1924															2020
Wareham (WRM)	d	1929							1950								2024
Wool (WOO)	d	1937															2029
Moreton (Dorset) (MTN)	d	1943															2037
Dorchester South (DCH)	d	1951							2006								2043
Dorchester West (DCW)	d													2010			2051
Upwey (UPW)	d	1957															2019
Weymouth (WEY)	a	2003							2015								2025
																	2058
																	2104

**NOTES** (see introductory pages for explanation of train operator codes and standard symbols)

- a Arrival time
- d Departure time
- u Stops to pick up only
- E Runs until 2 November
- F To Salisbury
- L From London Waterloo
- M From Manchester Piccadilly
- P From Gloucester

London to Winchester, Fareham, Portsmouth, Southampton, Lymington, Yarmouth (IOW), Bournemouth and Weymouth

**Saturdays** from 28 September

Operator	SW	XC	SW	SW	SW	SW	SW	SW	SW	SW	SW	XC	SW	SW	SW	SW	
Days of operation/Notes 1st Class/Reservations/Bus/Ferry Catering facilities	□	M □◇ ⚓	□	□	□	□	□	L □	□	E ⚓	F □	□	M □◇ ⚓	□	□	□	
London Waterloo (WAT)	16 d		1809	1835				1905					1909			1935	
Clapham Junction (CLJ)	10 d							1912u									
Woking (WOK)	d		1834	1900									1934		2000		
Farnborough (Main) (FNB)	d		1844										1944				
Fleet (FLE)	d		1850										1950				
Reading (RDG)	7 d		1852											1951			
Basingstoke (BSK)	d		1903	1911				1949					2003	2011			
Micheldever (MIC)	d		1913										2013				
Winchester (WIN)	d		1922	1927	1933		1949	2006					2022	2027	2033	2049	
Shawford (SHW)	d						1954									2054	
Romsey (ROM)	d												2007				
Chandlers Ford (CFR)	d												2014				
Eastleigh (ESL)	3 a		1930				1959						2020	2030		2100	
Eastleigh (ESL)	3 d		1931				2000						2021	2031		2100	
Hedge End (HDE)	d		1937											2037			
Botley (BOE)	d		1941											2041			
Fareham (FRM)	a		1949											2049			
Portchester (PTC)	a		1955											2055			
Cosham (CSA)	a		1959											2059			
Hilsea (HLS)	a		2004											2104			
Fratton (FTN)	a		2008											2108			
Portsmouth & Southsea (PMS)	a		2013											2113			
Portsmouth Harbour (PMH)	⚓ a		2018											2118			
Southampton Airport Parkwy (SOA)	↔ d		1935	1942			2005	2014					2025		2035	2042	2105
Swaythling (SWG)	d												2027				
St Denys (SDN)	d												2030				
Southampton Central (SOU)	a		1942	1949			2012	2022					2036		2042	2049	2112
Southampton Central (SOU)	d		1945	1951			1956	2024					2037		2045	2051	2056
Millbrook (Hants) (MBK)	d												2040				
Redbridge (RDB)	d												2043a				
Totton (TTN)	d						2001										2101
Ashurst New Forest (ANF)	d						2006										2106
Beaulieu Road (BEU)	d						2010										
Brockenhurst (BCU)	3 a		1958	2004			2016	2037							2104		2116
Brockenhurst (BCU)	3 d		1959	2005	2012	2017		2038	2042						2105	2112	2117
Lymington Town (LYT)	d				2020				2050							2120	
Lymington Pier (LYP)	a				2022				2052							2122	
Lymington Pier (LYP)	⚓ d									2100							
Yarmouth (I.O.W.) (YMH)	⚓ a									2140							
Sway (SWY)	d					2022											2122
New Milton (NWM)	d					2027		2045									2127
Hinton Admiral (HNA)	d					2031											2131
Christchurch (CHR)	d					2036		2053									2136
Pokesdown (POK)	d					2040		2057									2140
Bournemouth (BMH)	a		2013	2021			2044	2101						2113	2121		2144
Bournemouth (BMH)	d			2025				2105	2108								2125
Branksome (BSM)	d			2030					2113								2130
Parkstone (Dorset) (PKS)	d			2033					2116								2133
Poole (POO)	4 a			2037				2114	2120								2137
Poole (POO)	4 d			2038				2115									2138
Hamworthy (HAM)	d			2043				2120									2143
Holton Heath (HOL)	d																
Wareham (WRM)	d			2050				2127									2150
Wool (WOO)	d							2135									2157
Moreton (Dorset) (MTN)	d							2145e									2203
Dorchester South (DCH)	d			2107				2153									2211
Dorchester West (DCW)	d																
Upwey (UPW)	d							2200									2218
Weymouth (WEY)	a			2116				2205									2223

NOTES (see introductory pages for explanation of train operator codes and standard symbols)

- a Arrival time
- d Departure time
- u Stops to pick up only
- e Arrives 4 minutes earlier
- E Runs until 2 November
- F To Salisbury
- L From London Waterloo
- M From Manchester Piccadilly

London to Winchester, Fareham, Portsmouth, Southampton, Lymington, Yarmouth (IOW), Bournemouth and Weymouth

Saturdays from 28 September

Operator	SW	SW	SW	SW	XC	GW	SW	SW	SW	GW	SW	SW	SW	XC	SW	SW	SW	
Days of operation/Notes 1st Class/Reservations/Bus/Ferry Catering facilities	□	□	F □	□	M □◇ ⚓	Q	□	□	□	R	□	F □	□	M □◇ ⚓	□	□	F □	
London Waterloo (WAT)	2005			2009			2035				2105		2109		2135	2205		
Clapham Junction (CLJ)	2012u										2112u				2212u			
Woking (WOK)	d			2034			2101						2134		2200			
Farnborough (Main) (FNB)	d			2044									2144					
Fleet (FLE)	d			2050									2150					
Reading (RDG)	7 d				2052									2152				
Basingstoke (BSK)	d	2049		2103	2111						2148		2203	2211		2250		
Micheldever (MIC)	d			2113									2213					
Winchester (WIN)	d	2105		2122	2127		2133		2149		2205		2222	2227	2233	2307		
Shawford (SHW)	d								2154									
Romsey (ROM)	d			2107									2207				2311	
Chandlers Ford (CFR)	d			2114									2214				2318	
Eastleigh (ESL)	3 a			2120	2130				2159				2220	2230			2324	
Eastleigh (ESL)	3 d			2121	2131				2200	2205			2221	2231			2324	
Hedge End (HDE)	d				2137									2237				
Botley (BOE)	d				2141									2241				
Fareham (FRM)	a				2149									2249				
Portchester (PTC)	a				2155									2255				
Cosham (CSA)	a				2159									2259				
Hilsea (HLS)	a				2204									2304				
Fratton (FTN)	a				2208									2308				
Portsmouth & Southsea (PMS)	a				2213									2312				
Portsmouth Harbour (PMH)	a				2218									2316				
Southampton Airport Parkwy (SOA)	4 d	2114		2125		2136		2142		2205	2209	2214	2225		2236	2242	2315	2328
Swaythling (SWG)	d			2127									2227					2331
St Denys (SDN)	d			2130									2230					2335
Southampton Central (SOU)	a	2122		2136		2144		2149		2212	2218	2225	2235		2243	2251	2322	2340
Southampton Central (SOU)	d	2124		2137		2145		2151				2229	2237		2245	2252	2324	2342
Millbrook (Hants) (MBK)	d			2140									2240					2344
Redbridge (RDB)	d			2143a									2243a					2348a
Totton (TTN)	d	2129										2234						2329
Ashurst New Forest (ANF)	d	2134										2239						2334
Beaulieu Road (BEU)	d																	
Brockenhurst (BCU)	3 a	2142					2206					2247			2306	2342		
Brockenhurst (BCU)	3 d	2143	2148				2207	2218				2248			2307	2343		
Lymington Town (LYT)	d			2156				2226										
Lymington Pier (LYP)	a			2158				2228										
Lymington Pier (LYP)	d																	
Yarmouth (I.O.W.) (YMH)	a																	
Sway (SWY)	d	2148										2253						2347
New Milton (NWM)	d	2153										2258						2352
Hinton Admiral (HNA)	d	2158										2303						2357
Christchurch (CHR)	d	2203										2308						0003
Pokesdown (POK)	d	2207										2312						0006
Bournemouth (BMH)	a	2211			2215		2222					2316		2318	2325	0010		
Bournemouth (BMH)	d	2213										2318				2328	0012	
Branksome (BSM)	d	2218										2323				2333	0017	
Parkstone (Dorset) (PKS)	d	2222										2327				2336	0020	
Poole (POO)	4 a	2227										2331				2340	0024	
Poole (POO)	4 d															2341		
Hamworthy (HAM)	d															2346		
Holton Heath (HOL)	d																	
Wareham (WRM)	d							2251								2352		
Wool (WOO)	d							2259								2359		
Moreton (Dorset) (MTN)	d							2305								0006		
Dorchester South (DCH)	d							2313								0014		
Dorchester West (DCW)	d						2251											
Upwey (UPW)	d						2300	2320										0020
Weymouth (WEY)	a						2305	2326										0026






NOTES (see introductory pages for explanation of train operator codes and standard symbols)

- a Arrival time
- d Departure time
- u Stops to pick up only
- F To Salisbury
- M From Manchester Piccadilly
- Q From Bristol Temple Meads
- R To Westbury



## London to Winchester, Fareham, Portsmouth, Southampton, Lymington, Yarmouth (IOW), Bournemouth and Weymouth

**Saturdays** from 28 September

Operator Days of operation/Notes	SW	XC M	SW	SW	SW SUM	SW	SW SUM S	SW SUM T
1st Class/Reservations/Bus/Ferry Catering facilities	1	1◇ 2	1	1	1	1	1	1
London Waterloo (WAT)  15 d	2209		2235	2305		2335	0010	0105
Clapham Junction (CLJ) 10 d				2312u		2342u	0017u	0115
Woking (WOK) d	2234		2300	2332		0003	0040	0149
Farnborough (Main) (FNB) d	2244					0014		0158s
Fleet (FLE) d	2250					0020		0204s
Reading (RDG) 7 d		2252						
Basingstoke (BSK) d	2303	2311		2352		0035	0100	0216s
Micheldever (MIC) d	2313			0002				
Winchester (WIN) d	2322	2327	2333	0011		0051	0116	0233s
Shawford (SHW) d	2327			0016				
Romsey (ROM) d								
Chandlers Ford (CFR) d								
Eastleigh (ESL) 3 a	2333			0022		0059	0124	0242s
Eastleigh (ESL) 3 d	2334			0022	0030	0100	0125	
Hedge End (HDE) d	2340				0036s			
Botley (BOE) d	2344				0040s			
Fareham (FRM) a	2352				0048s			
Portchester (PTC) a	2358				0054s			
Cosham (CSA) a	0002				0058s			
Hilsea (HLS) a	0008							
Fratton (FTN) a	0012				0106s			
Portsmouth & Southsea (PMS) a	0015				0109			
Portsmouth Harbour (PMH)  a	0019							
Southampton Airport Parkwy (SOA)  d		2335	2342	0026		0105	0129	0246s
Swaythling (SWG) d								
St Denys (SDN) d				0030s				0251s
Southampton Central (SOU) a		2342	2349	0035		0112	0136	0256
Southampton Central (SOU) d			2351	0037			0138	
Millbrook (Hants) (MBK) d								
Redbridge (RDB) d								
Totton (TTN) d				0042s			0143s	
Ashurst New Forest (ANF) d								
Beaulieu Road (BEU) d								
Brockenhurst (BCU) 3 a			0004	0053s			0154s	
Brockenhurst (BCU) 3 d			0005					
Lymington Town (LYT) d								
Lymington Pier (LYP) a								
Lymington Pier (LYP)  d								
Yarmouth (I.O.W.) (YMH)  a								
Sway (SWY) d								
New Milton (NWM) d			0012s	0100s			0201s	
Hinton Admiral (HNA) d								
Christchurch (CHR) d			0020s	0108s			0208s	
Pokesdown (POK) d			0024s	0112s			0212s	
Bournemouth (BMH) a			0028	0116			0217	
Bournemouth (BMH) d			0030	0118				
Branksome (BSM) d			0035	0123s				
Parkstone (Dorset) (PKS) d			0038	0126s				
Poole (POO) 4 a			0042	0129				
Poole (POO) 4 d								
Hamworthy (HAM) d								
Holton Heath (HOL) d								
Wareham (WRM) d								
Wool (WOO) d								
Moreton (Dorset) (MTN) d								
Dorchester South (DCH) d								
Dorchester West (DCW) d								
Upwey (UPW) d								
Weymouth (WEY) a								

**NOTES** (see introductory pages for explanation of train operator codes and standard symbols)

- a Arrival time
- d Departure time
- s Stops to set down only
- u Stops to pick up only
- M From Manchester Piccadilly
- S Also calls at Wimbledon 0023
- T Also calls at Vauxhall 0109, Wimbledon 0127 and Surbiton 0135
- SUM Sunday mornings

London to Winchester, Fareham, Portsmouth, Southampton, Lymington, Yarmouth (IOW), Bournemouth and Weymouth

**Sundays** until 15 September

Operator Days of operation/Notes 1st Class/Reservations/Bus/Ferry	SW	SW	SW	SW	GW	SW	SW	SW	SW	SW	SW	SW	SW	SW	SW	SW	SW	GW
	□	□	□	□	A	□	□	□	□	□	□	□	□	□	□	□	□	D
London Waterloo (WAT)  15 d														0753			0835	
Clapham Junction (CLJ) 10 d														0803u			0845u	
Woking (WOK) d														0828			0907	
Farnborough (Main) (FNB) d																		
Fleet (FLE) d																		
Reading (RDG) 7 d																		
Basingstoke (BSK) d			0748											0848			0927	
Micheldever (MIC) d			0758											0858				
Winchester (WIN) d			0807											0908			0944	
Shawford (SHW) d			0812											0912				
Romsey (ROM) d														0835				0935
Chandlers Ford (CFR) d														0842				0942
Eastleigh (ESL) 3 a			0817											0849				0948
Eastleigh (ESL) 3 d			0821	0824										0854	0922	0926		0954
Hedge End (HDE) d			0830												0932			
Botley (BOE) d			0834												0936			
Fareham (FRM) a			0842												0944			
Portchester (PTC) a			0848												0950			
Cosham (CSA) a			0853												0955			
Hilsea (HLS) a			0900												1000			
Fratton (FTN) a			0904												1011			
Portsmouth & Southsea (PMS) a			0908												1014			
Portsmouth Harbour (PMH)  a			0912												1020			
Southampton Airport Parkwy (SOA)  d			0825											0858	0927			0958
Swaythling (SWG) d														0901				1000
St Denys (SDN) d														0904				1003
Southampton Central (SOU) a			0832											0909	0934			1008
Southampton Central (SOU) d			0834				0903							0910	0935			1010
Millbrook (Hants) (MBK) d														0913				1013
Redbridge (RDB) d														0917a				1016a
Totton (TTN) d			0839												0941			
Ashurst New Forest (ANF) d			0844												0945			
Beaulieu Road (BEU) d			0848												0950			
Brockenhurst (BCU) 3 a			0854				0916								0956			1016
Brockenhurst (BCU) 3 d			0855	0859			0917	0929							0957	0959	1017	1029
Lymington Town (LYT) d				0907				0937								1007		1037
Lymington Pier (LYP) a				0909				0939								1009		1039
Lymington Pier (LYP)  d										1000								1100
Yarmouth (I.O.W.) (YMH)  a										1040								1140
Sway (SWY) d			0900												1001			
New Milton (NWM) d			0905				0924								1006			1024
Hinton Admiral (HNA) d			0909												1010			
Christchurch (CHR) d			0914												1015			
Pokesdown (POK) d			0917												1019			
Bournemouth (BMH) a			0921				0934								1023			1034
Bournemouth (BMH) d	0839		0924					0939							1024			1039
Branksome (BSM) d	0844							0944										1044
Parkstone (Dorset) (PKS) d	0847							0947										1047
Poole (POO) 4 a	0850	0933						0950							1033			1050
Poole (POO) 4 d	0851							0951										1051
Hamworthy (HAM) d	0856							0956										1056
Holton Heath (HOL) d																		
Wareham (WRM) d	0903							1003										1103
Wool (WOO) d	0910							1010										1110
Moreton (Dorset) (MTN) d	0916							1016										1116
Dorchester South (DCH) d	0924							1024										1124
Dorchester West (DCW) d							1018											1139
Upwey (UPW) d	0931						1026	1032										1131
Weymouth (WEY) a	0935						1031	1036										1135

NOTES (see introductory pages for explanation of train operator codes and standard symbols)

- a Arrival time
- d Departure time
- u Stops to pick up only
- A From Westbury
- B From Salisbury to Salisbury
- C To Salisbury
- D From Bristol Temple Meads

London to Winchester, Fareham, Portsmouth, Southampton, Lymington, Yarmouth (IOW), Bournemouth and Weymouth

**Sundays** until 15 September

Operator	SW	SW	SW	XC	SW	SW	SW	SW	SW	SW	SW	XC	SW	SW	SW	SW	SW
Days of operation/Notes 1st Class/Reservations/Bus/Ferry Catering facilities	□	□	□	□◇ ⚡	□	□	⚓	□	□	□	□	□◇ ⚡	□	□	□	□	□
London Waterloo (WAT)	15	d	0853														
Clapham Junction (CLJ)	10	d	0903u														
Woking (WOK)		d	0928														
Farnborough (Main) (FNB)		d															
Fleet (FLE)		d															
Reading (RDG)	7	d															
Basingstoke (BSK)		d	0948														
Micheldever (MIC)		d	0958														
Winchester (WIN)		d	1008														
Shawford (SHW)		d	1012														
Romsey (ROM)		d															
Chandlers Ford (CFR)		d															
Eastleigh (ESL)	3	a	1018														
Eastleigh (ESL)	3	d	1022	1026													
Hedge End (HDE)		d		1032													
Botley (BOE)		d		1036													
Fareham (FRM)		a		1044													
Portchester (PTC)		a		1050													
Cosham (CSA)		a		1055													
Hilsea (HLS)		a		1100													
Fratton (FTN)		a		1111													
Portsmouth & Southsea (PMS)		a		1114													
Portsmouth Harbour (PMH)		a		1120													
Southampton Airport Parkwy (SOA)		d	1027														
Swaythling (SWG)		d															
St Denys (SDN)		d															
Southampton Central (SOU)		a	1034														
Southampton Central (SOU)		d	1035														
Millbrook (Hants) (MBK)		d															
Redbridge (RDB)		d															
Totton (TTN)		d	1041														
Ashurst New Forest (ANF)		d	1045														
Beaulieu Road (BEU)		d	1050														
Brockenhurst (BCU)	3	a	1056														
Brockenhurst (BCU)	3	d	1057	1059	1108	1117	1129										
Lymington Town (LYT)		d		1107			1137										
Lymington Pier (LYP)		a		1109			1139										
Lymington Pier (LYP)		d															
Yarmouth (I.O.W.) (YMH)		a															
Sway (SWY)		d	1101														
New Milton (NWM)		d	1106														
Hinton Admiral (HNA)		d	1110														
Christchurch (CHR)		d	1115														
Pokesdown (POK)		d	1119														
Bournemouth (BMH)		a	1123														
Bournemouth (BMH)		d	1124														
Branksome (BSM)		d															
Parkstone (Dorset) (PKS)		d															
Poole (POO)	4	a	1133														
Poole (POO)	4	d															
Hamworthy (HAM)		d															
Holton Heath (HOL)		d															
Wareham (WRM)		d															
Wool (WOO)		d															
Moreton (Dorset) (MTN)		d															
Dorchester South (DCH)		d															
Dorchester West (DCW)		d															
Upwey (UPW)		d															
Weymouth (WEY)		a															

NOTES (see introductory pages for explanation of train operator codes and standard symbols)

- a Arrival time
- d Departure time
- u Stops to pick up only
- C To Salisbury
- E From Birmingham New Street

London to Winchester, Fareham, Portsmouth, Southampton, Lymington, Yarmouth (IOW), Bournemouth and Weymouth

**Sundays** until 15 September

Operator	SW	SW	SW	XC	GW	SW	SW	SW	SW	SW	SW	SW	XC	SW	SW	SW	SW
Days of operation/Notes 1st Class/Reservations/Bus/Ferry Catering facilities	□	□	□	□◇ ⚓	G	□	□	⚓	□	□	□	□	□◇ ⚓	□	□	⚓	□
London Waterloo (WAT)	15 d	1054				1135						1154					1235
Clapham Junction (CLJ)	10 d	1103u				1145u						1203u					1242u
Woking (WOK)	d	1128				1207						1228					1307
Farnborough (Main) (FNB)	d																
Fleet (FLE)	d																
Reading (RDG)	7 d			1152									1252				
Basingstoke (BSK)	d	1148		1211		1227						1248	1311	1327			
Micheldever (MIC)	d	1158										1258					
Winchester (WIN)	d	1208		1227		1244						1308	1327	1344			
Shawford (SHW)	d	1212										1312					
Romsey (ROM)	d									1235							1335
Chandlers Ford (CFR)	d									1242							1342
Eastleigh (ESL)	3 a	1218								1248	1318						1348
Eastleigh (ESL)	3 d	1222	1226							1254	1322	1326					1354
Hedge End (HDE)	d		1232									1332					
Botley (BOE)	d		1236									1336					
Fareham (FRM)	a		1244									1344					
Portchester (PTC)	a		1250									1350					
Cosham (CSA)	a		1255									1355					
Hilsea (HLS)	a		1300									1400					
Fratton (FTN)	a		1309									1409					
Portsmouth & Southsea (PMS)	a		1313									1413					
Portsmouth Harbour (PMH)	⚓ a		1320									1420					
Southampton Airport Parkwy (SOA)	← d	1227		1235		1253				1258	1327		1335	1353			1358
Swaythling (SWG)	d									1300							1400
St Denys (SDN)	d									1303							1403
Southampton Central (SOU)	a	1234		1244		1300				1308	1334		1344	1400			1408
Southampton Central (SOU)	d	1235		1250		1303				1310	1335		1350	1403			1410
Millbrook (Hants) (MBK)	d									1313							1413
Redbridge (RDB)	d									1316a							1416a
Totton (TTN)	d	1241										1341					
Ashurst New Forest (ANF)	d	1245										1345					
Beaulieu Road (BEU)	d	1250										1350					
Brockenhurst (BCU)	3 a	1256				1316						1356			1416		
Brockenhurst (BCU)	3 d	1257	1259			1317	1329					1357	1359	1417	1429		
Lymington Town (LYT)	d		1307				1337						1407		1437		
Lymington Pier (LYP)	a		1309				1339						1409		1439		
Lymington Pier (LYP)	⚓ d								1400								1500
Yarmouth (I.O.W.) (YMH)	⚓ a								1440								1540
Sway (SWY)	d	1301										1401					
New Milton (NWM)	d	1306				1324						1406			1424		
Hinton Admiral (HNA)	d	1310										1410					
Christchurch (CHR)	d	1315										1415					
Pokesdown (POK)	d	1319										1419					
Bournemouth (BMH)	a	1323		1327		1334						1423	1427	1434			
Bournemouth (BMH)	d	1324				1339						1424			1439		
Branksome (BSM)	d					1344									1444		
Parkstone (Dorset) (PKS)	d					1347									1447		
Poole (POO)	4 a	1333				1350						1433			1450		
Poole (POO)	4 d					1351									1451		
Hamworthy (HAM)	d					1356									1456		
Holton Heath (HOL)	d																
Wareham (WRM)	d					1403									1503		
Wool (WOO)	d					1410									1510		
Moreton (Dorset) (MTN)	d					1416									1516		
Dorchester South (DCH)	d					1424									1524		
Dorchester West (DCW)	d					1347											
Upwey (UPW)	d					1356	1431								1531		
Weymouth (WEY)	a					1401	1435								1535		

NOTES (see introductory pages for explanation of train operator codes and standard symbols)

- a Arrival time
- d Departure time
- u Stops to pick up only
- C To Salisbury
- F From Manchester Piccadilly
- G From Swindon

London to Winchester, Fareham, Portsmouth, Southampton, Lymington, Yarmouth (IOW), Bournemouth and Weymouth

**Sundays** until 15 September








Operator	GW	SW	SW	SW	XC	SW	SW	SW	SW	SW	SW	SW	XC	SW	SW	SW	SW
Days of operation/Notes 1st Class/Reservations/Bus/Ferry Catering facilities	G	□	□	□	F □◇ ⚓	□	□	⚓	C	□	□	□	F □◇ ⚓	□	□	⚓	C
London Waterloo (WAT)	15 d		1254			1335						1354					1435
Clapham Junction (CLJ)	10 d		1303u			1342u						1403u					1442u
Woking (WOK)	d		1328			1407						1428					1507
Farnborough (Main) (FNB)	d																
Fleet (FLE)	d																
Reading (RDG)	7 d					1352								1452			
Basingstoke (BSK)	d		1347			1411	1427					1447		1510	1527		
Micheldever (MIC)	d		1357									1457					
Winchester (WIN)	d		1407			1427	1444					1507		1527	1544		
Shawford (SHW)	d		1411									1511					
Romsey (ROM)	d										1435						1535
Chandlers Ford (CFR)	d										1442						1542
Eastleigh (ESL)	3 a		1417								1448	1517					1548
Eastleigh (ESL)	3 d		1420	1426							1454	1520	1526				1554
Hedge End (HDE)	d			1432									1532				
Botley (BOE)	d			1436									1536				
Fareham (FRM)	a			1444									1544				
Portchester (PTC)	a			1450									1550				
Cosham (CSA)	a			1455									1555				
Hilsea (HLS)	a			1500									1600				
Fratton (FTN)	a			1509									1609				
Portsmouth & Southsea (PMS)	a			1513									1613				
Portsmouth Harbour (PMH)	⚓ a			1520									1620				
Southampton Airport Parkwy (SOA)	← d		1425			1435	1453				1458	1525		1535	1553		1558
Swaythling (SWG)	d										1500						1600
St Denys (SDN)	d										1503						1603
Southampton Central (SOU)	a		1432			1442	1500				1508	1532		1544	1600		1608
Southampton Central (SOU)	d		1433			1450	1503				1510	1533		1550	1603		1610
Millbrook (Hants) (MBK)	d										1513						1613
Redbridge (RDB)	d										1516a						1616a
Totton (TTN)	d		1439									1539					
Ashurst New Forest (ANF)	d		1443									1543					
Beaulieu Road (BEU)	d		1448									1548					
Brockenhurst (BCU)	3 a		1454			1516						1554			1616		
Brockenhurst (BCU)	3 d		1455	1459		1517	1529					1555	1559	1617	1629		
Lymington Town (LYT)	d			1507			1537						1607		1637		
Lymington Pier (LYP)	a			1509			1539						1609		1639		
Lymington Pier (LYP)	⚓ d									1600							1700
Yarmouth (I.O.W.) (YMH)	⚓ a									1640							1740
Sway (SWY)	d		1459									1559					
New Milton (NWM)	d		1504			1524						1604			1624		
Hinton Admiral (HNA)	d		1508									1608					
Christchurch (CHR)	d		1513									1613					
Pokesdown (POK)	d		1517									1617					
Bournemouth (BMH)	a		1521			1525	1534					1621		1625	1634		
Bournemouth (BMH)	d		1522				1539					1622			1639		
Branksome (BSM)	d						1544								1644		
Parkstone (Dorset) (PKS)	d						1547								1647		
Poole (POO)	4 a		1531				1550					1631			1650		
Poole (POO)	4 d						1551								1651		
Hamworthy (HAM)	d						1556								1656		
Holton Heath (HOL)	d																
Wareham (WRM)	d						1603								1703		
Wool (WOO)	d						1610								1710		
Moreton (Dorset) (MTN)	d						1616								1716		
Dorchester South (DCH)	d						1624								1724		
Dorchester West (DCW)	d	1543															
Upwey (UPW)	d	1552					1631								1731		
Weymouth (WEY)	a	1557					1635								1735		

NOTES (see introductory pages for explanation of train operator codes and standard symbols)

- a Arrival time
- d Departure time
- u Stops to pick up only
- C To Salisbury
- F From Manchester Piccadilly
- G From Swindon

# London to Winchester, Fareham, Portsmouth, Southampton, Lymington, Yarmouth (IOW), Bournemouth and Weymouth

**Sundays** until 15 September






Operator	SW	SW	SW	XC	SW	SW	SW	SW	SW	SW	SW	SW	XC	SW	SW	SW	SW
Days of operation/Notes 1st Class/Reservations/Bus/Ferry Catering facilities	□	□	□	□◇ ⚓	□	□	⚓	□	□	□	□	□	□◇ ⚓	□	□	⚓	□
London Waterloo (WAT)  15 d	1454				1535					1550	1605			1635			
Clapham Junction (CLJ) 10 d	1503u				1542u					1558u	1612u			1642u			
Woking (WOK) d	1528				1607					1621	1637			1707			
Farnborough (Main) (FNB) d										1632							
Fleet (FLE) d																	
Reading (RDG) 7 d				1552									1653				
Basingstoke (BSK) d	1547			1611	1627					1647	1657		1711	1727			
Micheldever (MIC) d	1558									1657							
Winchester (WIN) d	1607			1627	1644					1707	1714		1727	1744			
Shawford (SHW) d	1612									1712							
Romsey (ROM) d									1635								1735
Chandlers Ford (CFR) d									1642								1742
Eastleigh (ESL) 3 a	1617								1648	1717	1722						1748
Eastleigh (ESL) 3 d	1621	1626							1654	1726	1723						1754
Hedge End (HDE) d		1632															
Botley (BOE) d		1636															
Fareham (FRM) a		1644															
Portchester (PTC) a		1650															
Cosham (CSA) a		1655															
Hilsea (HLS) a		1700															
Fratton (FTN) a		1709															
Portsmouth & Southsea (PMS) a		1713															
Portsmouth Harbour (PMH)  a		1720															
Southampton Airport Parkwy (SOA)  d	1625			1635	1653				1658		1727		1735	1753			1758
Swaythling (SWG) d									1700								1800
St Denys (SDN) d									1703								1803
Southampton Central (SOU) a	1632			1642	1700				1708		1734		1744	1800			1808
Southampton Central (SOU) d	1634			1650	1703				1710		1736		1750	1803			1810
Millbrook (Hants) (MBK) d									1713								1813
Redbridge (RDB) d									1716a								1816a
Totton (TTN) d	1639										1741						
Ashurst New Forest (ANF) d	1644										1746						
Beaulieu Road (BEU) d	1648										1750						
Brockenhurst (BCU) 3 a	1654				1716						1756			1816			
Brockenhurst (BCU) 3 d	1655	1659			1717	1729					1757		1759	1817	1829		
Lymington Town (LYT) d		1707				1737							1807		1837		
Lymington Pier (LYP) a		1709				1739							1809		1839		
Lymington Pier (LYP)  d								1800									1900
Yarmouth (I.O.W.) (YMH)  a								1840									1940
Sway (SWY) d	1700										1801						
New Milton (NWM) d	1705				1724						1806			1824			
Hinton Admiral (HNA) d	1709										1810						
Christchurch (CHR) d	1714										1815						
Pokesdown (POK) d	1717										1819						
Bournemouth (BMH) a	1721			1725	1734						1823		1827	1834			
Bournemouth (BMH) d	1723				1739						1824			1839			
Branksome (BSM) d					1744									1844			
Parkstone (Dorset) (PKS) d					1747									1847			
Poole (POO) 4 a	1732				1750						1833			1850			
Poole (POO) 4 d					1751									1851			
Hamworthy (HAM) d					1756									1856			
Holton Heath (HOL) d																	
Wareham (WRM) d					1803									1903			
Wool (WOO) d					1810									1910			
Moreton (Dorset) (MTN) d					1818									1916			
Dorchester South (DCH) d					1826									1924			
Dorchester West (DCW) d																	
Upwey (UPW) d					1832									1931			
Weymouth (WEY) a					1837									1935			

**NOTES** (see introductory pages for explanation of train operator codes and standard symbols)

- a Arrival time
- d Departure time
- u Stops to pick up only
- C To Salisbury
- F From Manchester Piccadilly

London to Winchester, Fareham, Portsmouth, Southampton, Lymington, Yarmouth (IOW), Bournemouth and Weymouth

**Sundays** until 15 September

Operator	SW	SW	SW	SW	GW	XC	SW	SW	SW	SW	SW	SW	SW	SW	SW	XC	SW	SW
Days of operation/Notes 1st Class/Reservations/Bus/Ferry Catering facilities	□	□	□	□	D	F □◇ ⚓	□	□	⚓	C □	□	□	□	□	□	F □◇ ⚓	□	□
London Waterloo (WAT)  <b>15</b> d	1650	1705					1735				1750	1805					1835	
Clapham Junction (CLJ) <b>10</b> d	1658u	1712u					1742u				1758u	1812u					1842u	
Woking (WOK) d	1721	1737					1807				1821	1837					1907	
Farnborough (Main) (FNB) d	1732										1832							
Fleet (FLE) d																		
Reading (RDG) <b>7</b> d						1752										1852		
Basingstoke (BSK) d	1747	1757				1811	1827				1847	1857				1911	1927	
Micheldever (MIC) d	1757										1857							
Winchester (WIN) d	1807	1814				1827	1844				1907	1914				1927	1944	
Shawford (SHW) d	1812										1912							
Romsey (ROM) d											1835							
Chandlers Ford (CFR) d											1842							
Eastleigh (ESL) <b>3</b> a	1817	1822	←								1848	1917	1922	←				
Eastleigh (ESL) <b>3</b> d	1826	1823	1826								1854	1926	1923	1926				
Hedge End (HDE) d	←		1832									→		1932				
Botley (BOE) d			1836											1936				
Fareham (FRM) a			1844											1944				
Portchester (PTC) a			1850											1950				
Cosham (CSA) a			1855											1955				
Hilsea (HLS) a			1900											2005				
Fratton (FTN) a			1909											2009				
Portsmouth & Southsea (PMS) a			1913											2013				
Portsmouth Harbour (PMH)  a			1920											2020				
Southampton Airport Parkwy (SOA)  d		1827				1835	1854				1858		1927			1936	1954	
Swaythling (SWG) d											1900							
St Denys (SDN) d											1903							
Southampton Central (SOU) a		1834				1842	1901				1908		1934			1947	2001	
Southampton Central (SOU) d		1836				1850	1905				1910		1936			1950	2003	
Millbrook (Hants) (MBK) d											1913							
Redbridge (RDB) d											1916a							
Totton (TTN) d		1841											1941					
Ashurst New Forest (ANF) d		1846											1946					
Beaulieu Road (BEU) d		1850											1950					
Brockenhurst (BCU) <b>3</b> a		1856				1903	1918						1956				2016	
Brockenhurst (BCU) <b>3</b> d		1857		1859		1910	1919	1929					1957		1959		2017	2029
Lymington Town (LYT) d				1907				1937							2007		2037	
Lymington Pier (LYP) a				1909				1939							2009		2039	
Lymington Pier (LYP)  d										2000								
Yarmouth (I.O.W.) (YMH)  a										2040								
Sway (SWY) d		1901											2001					
New Milton (NWM) d		1906					1925						2006				2023	
Hinton Admiral (HNA) d		1910											2010					
Christchurch (CHR) d		1915											2015					
Pokesdown (POK) d		1919											2019					
Bournemouth (BMH) a		1923				1927	1936						2023		2027	2034		
Bournemouth (BMH) d		1924					1940						2024			2039		
Branksome (BSM) d							1945									2044		
Parkstone (Dorset) (PKS) d							1948									2047		
Poole (POO) <b>4</b> a		1933					1951						2033			2050		
Poole (POO) <b>4</b> d							1952									2051		
Hamworthy (HAM) d							1957									2056		
Holton Heath (HOL) d																		
Wareham (WRM) d							2004										2103	
Wool (WOO) d							2011										2110	
Moreton (Dorset) (MTN) d							2017										2117	
Dorchester South (DCH) d							2025										2125	
Dorchester West (DCW) d					1952													
Upwey (UPW) d					2000		2032										2132	
Weymouth (WEY) a					2005		2036										2136	

NOTES (see introductory pages for explanation of train operator codes and standard symbols)

- a Arrival time
- d Departure time
- u Stops to pick up only
- C To Salisbury
- D From Bristol Temple Meads
- F From Manchester Piccadilly

## London to Winchester, Fareham, Portsmouth, Southampton, Lymington, Yarmouth (IOW), Bournemouth and Weymouth

**Sundays** until 15 September

Operator	SW	SW C	SW	SW	SW	SW	XC F	SW	SW	SW C	SW	SW	SW	SW	SW	GW D	XC F	GW H
Days of operation/Notes 1st Class/Reservations/Bus/Ferry Catering facilities																		
London Waterloo (WAT)	15 d		1850	1905				1935			1950	2005						
Clapham Junction (CLJ)	10 d		1858u	1912u				1942u			1958u	2012u						
Woking (WOK)	d		1921	1937				2007			2021	2037						
Farnborough (Main) (FNB)	d		1932								2032							
Fleet (FLE)	d																	
Reading (RDG)	7 d						1952										2052	
Basingstoke (BSK)	d		1947	1957			2011	2027			2047	2057					2111	
Micheldever (MIC)	d		1957								2057							
Winchester (WIN)	d		2007	2014			2027	2044			2107	2114					2127	
Shawford (SHW)	d		2012								2112							
Romsey (ROM)	d		1935								2035							2111
Chandlers Ford (CFR)	d		1942								2042							
Eastleigh (ESL)	3 a		1948	2017	2022	←					2049	2119	2122	←				2138
Eastleigh (ESL)	3 d		1954	2026	2023	2026					2054	2126	2123		2126			2144
Hedge End (HDE)	d			←		2032						←		2132				2150
Botley (BOE)	d					2036								2136				2155
Fareham (FRM)	a					2044								2144				2202
Portchester (PTC)	a					2050								2150				
Cosham (CSA)	a					2055								2155				
Hilsea (HLS)	a					2100								2200				
Fratton (FTN)	a					2109								2209				2219
Portsmouth & Southsea (PMS)	a					2113								2213				2223
Portsmouth Harbour (PMH)	a					2120								2220				2228
Southampton Airport Parkwy (SOA)	← d		1958		2027			2038c	2054		2058		2127					2135
Swaythling (SWG)	d		2000								2100							
St Denys (SDN)	d		2003								2103							
Southampton Central (SOU)	a		2008		2034			2045	2101		2108		2134					2142
Southampton Central (SOU)	d		2010		2036			2050	2103		2110		2136					2150
Millbrook (Hants) (MBK)	d		2013								2113							
Redbridge (RDB)	d		2016a								2117a							
Totton (TTN)	d				2041									2141				
Ashurst New Forest (ANF)	d				2046									2146				
Beaulieu Road (BEU)	d				2050									2150				
Brockenhurst (BCU)	3 a				2056				2116					2156				
Brockenhurst (BCU)	3 d				2057			2059	2117	2129			2157	2159				
Lymington Town (LYT)	d							2107		2137				2207				
Lymington Pier (LYP)	a							2109		2139				2209				
Lymington Pier (LYP)	d	2100																
Yarmouth (I.O.W.) (YMH)	a	2140																
Sway (SWY)	d				2101								2201					
New Milton (NWM)	d				2106				2124				2206					
Hinton Admiral (HNA)	d				2110								2210					
Christchurch (CHR)	d				2115								2215					
Pokesdown (POK)	d				2119								2219					
Bournemouth (BMH)	a				2123			2127	2134				2223					2227
Bournemouth (BMH)	d				2124				2139				2224					
Branksome (BSM)	d								2144									
Parkstone (Dorset) (PKS)	d								2147									
Poole (POO)	4 a				2133				2150				2233					
Poole (POO)	4 d								2151									
Hamworthy (HAM)	d								2156									
Holton Heath (HOL)	d																	
Wareham (WRM)	d								2203									
Wool (WOO)	d								2210									
Moreton (Dorset) (MTN)	d								2216									
Dorchester South (DCH)	d								2224									
Dorchester West (DCW)	d															2255		
Upwey (UPW)	d								2231							2304		
Weymouth (WEY)	a								2236							2309		

**NOTES** (see introductory pages for explanation of train operator codes and standard symbols)

- a Arrival time
- d Departure time
- u Stops to pick up only
- c Arrives 3 minutes earlier
- C To Salisbury
- D From Bristol Temple Meads
- F From Manchester Piccadilly
- H From Bristol Temple Meads to Portsmouth Harbour



London to Winchester, Fareham, Portsmouth, Southampton, Lymington, Yarmouth (IOW), Bournemouth and Weymouth

**Sundays until 15 September**

Operator	SW	SW	SW	SW	SW	XC	SW	SW	SW	SW	SW	SW	SW	SW	SW	SW
Days of operation/Notes 1st Class/Reservations/Bus/Ferry Catering facilities	1	J	1	1	1	F 1◇ T	1	C	1	1	1	1	1	1	1	MM K
London Waterloo (WAT)	15 d		2050	2105			2135		2150	2205		2250	2305			0010
Clapham Junction (CLJ)	10 d		2058u	2112u			2142u		2158u	2212u		2258u	2312u			0017u
Woking (WOK)	d		2121	2137			2207		2221	2237		2321	2337			0042
Farnborough (Main) (FNB)	d		2132							2232		2332				
Fleet (FLE)	d															
Reading (RDG)	7 d					2152										
Basingstoke (BSK)	d	2127		2147	2157	2210	2227		2247	2257		2347	2357			0101
Micheldever (MIC)	d			2157					2257			2357				
Winchester (WIN)	d	2144		2207	2214	2225	2244		2307	2314		0007	0014			0118
Shawford (SHW)	d			2212					2312			0012				
Romsey (ROM)	d		2135					2235								
Chandlers Ford (CFR)	d		2142					2242								
Eastleigh (ESL)	3 a		2148	2217	2222	←		2248	2317	2322	←	0017	0022	←		0126
Eastleigh (ESL)	3 d		2154	2226	2223	2226		2254	2326	2323	2326	0030	0023	0030		0127
Hedge End (HDE)	d			←		2232			→		2332	→		0036s		
Botley (BOE)	d					2236					2336			0040s		
Fareham (FRM)	a					2244					2344			0048s		
Portchester (PTC)	a					2250					2350			0054s		
Cosham (CSA)	a					2255					2355			0059s		
Hilsea (HLS)	a					2300					0002					
Fratton (FTN)	a					2308					0007			0106s		
Portsmouth & Southsea (PMS)	a					2312					0010			0110s		
Portsmouth Harbour (PMH)	a					2316					0014			0114		
Southampton Airport Parkwy (SOA)	← d	2153	2158		2227		2235	2253	2258		2327			0028		0132
Swaythling (SWG)	d		2201						2300							
St Denys (SDN)	d		2204						2303					0032s		
Southampton Central (SOU)	a	2200	2209		2234		2242	2300	2308		2334			0037		0139
Southampton Central (SOU)	d	2203	2210		2236			2303	2310		2336			0040		
Millbrook (Hants) (MBK)	d		2213						2312							
Redbridge (RDB)	d		2217a						2315a							
Totton (TTN)	d				2241						2341			0045s		
Ashurst New Forest (ANF)	d				2246						2346					
Beaulieu Road (BEU)	d															
Brockenhurst (BCU)	3 a	2216			2254			2316			2354			0056s		
Brockenhurst (BCU)	3 d	2217			2257			2317			2355					
Lymington Town (LYT)	d															
Lymington Pier (LYP)	a															
Lymington Pier (LYP)	d															
Yarmouth (I.O.W.) (YMH)	a															
Sway (SWY)	d				2301						2359					
New Milton (NWM)	d	2224			2306			2324			0004			0104s		
Hinton Admiral (HNA)	d				2310						0008					
Christchurch (CHR)	d				2315						0013			0111s		
Pokesdown (POK)	d				2319						0017			0115s		
Bournemouth (BMH)	a	2234			2323			2334			0021			0119		
Bournemouth (BMH)	d	2239			2324			2339			0022			0120		
Branksome (BSM)	d	2244						2344			0027			0125s		
Parkstone (Dorset) (PKS)	d	2247						2347			0030			0128s		
Poole (POO)	4 a	2250			2333			2350			0034			0132		
Poole (POO)	4 d	2251						2351								
Hamworthy (HAM)	d	2256						2356								
Holton Heath (HOL)	d															
Wareham (WRM)	d	2303						0003								
Wool (WOO)	d	2310						0010								
Moreton (Dorset) (MTN)	d	2316						0016								
Dorchester South (DCH)	d	2324						0024								
Dorchester West (DCW)	d															
Upwey (UPW)	d	2331						0030								
Weymouth (WEY)	a	2336						0035								

NOTES (see introductory pages for explanation of train operator codes and standard symbols)

- a Arrival time
- d Departure time
- s Stops to set down only
- u Stops to pick up only
- C To Salisbury
- F From Manchester Piccadilly
- J To Romsey
- K Also calls at Wimbledon 0023
- MM Monday mornings

London to Winchester, Fareham, Portsmouth, Southampton, Lymington, Yarmouth (IOW), Bournemouth and Weymouth

**Sundays** from 22 September

Operator Days of operation/Notes 1st Class/Reservations/Bus/Ferry	SW	SW	SW	SW	GW	SW	SW	SW	GW	SW	SW	SW	SW	SW	SW	SW	SW	SW
	□	□	□	□	A	□	□	□	B	C	□	□	□	□	□	□	□	D
London Waterloo (WAT)  15 d													0753		0835			
Clapham Junction (CLJ) 10 d													0803u		0845u			
Woking (WOK) d													0828		0907			
Farnborough (Main) (FNB) d																		
Fleet (FLE) d																		
Reading (RDG) 7 d																		
Basingstoke (BSK) d			0748										0848		0927			
Micheldever (MIC) d			0758										0858					
Winchester (WIN) d			0807										0908		0944			
Shawford (SHW) d			0812										0912					
Romsey (ROM) d													0835					0935
Chandlers Ford (CFR) d													0842					0942
Eastleigh (ESL) 3 a			0817										0849		0918			0948
Eastleigh (ESL) 3 d		0821	0824										0854	0922	0926			0954
Hedge End (HDE) d			0830												0932			
Botley (BOE) d			0834												0936			
Fareham (FRM) a			0842												0944			
Portchester (PTC) a			0848												0950			
Cosham (CSA) a			0853												0955			
Hilsea (HLS) a			0900												1000			
Fratton (FTN) a			0904												1011			
Portsmouth & Southsea (PMS) a			0908												1014			
Portsmouth Harbour (PMH)  a			0912												1020			
Southampton Airport Parkwy (SOA)  d		0825											0858	0927			0953	0958
Swaythling (SWG) d													0901					1000
St Denys (SDN) d													0904					1003
Southampton Central (SOU) a		0832											0909	0934			1000	1008
Southampton Central (SOU) d		0834				0903							0910	0935			1003	1010
Millbrook (Hants) (MBK) d													0913					1013
Redbridge (RDB) d													0917a					1016a
Totton (TTN) d		0839												0941				
Ashurst New Forest (ANF) d		0844												0945				
Beaulieu Road (BEU) d		0848												0950				
Brockenhurst (BCU) 3 a		0854				0916								0956			1016	
Brockenhurst (BCU) 3 d		0855		0859		0917	0929							0957		0959	1017	1029
Lymington Town (LYT) d				0907			0937									1007		1037
Lymington Pier (LYP) a				0909			0939									1009		1039
Lymington Pier (LYP)  d								1000										1100
Yarmouth (I.O.W.) (YMH)  a								1040										1140
Sway (SWY) d		0900												1001				
New Milton (NWM) d		0905				0924								1006			1024	
Hinton Admiral (HNA) d		0909												1010				
Christchurch (CHR) d		0915												1016				
Pokesdown (POK) d		0918												1020				
Bournemouth (BMH) a		0922				0935								1024			1035	
Bournemouth (BMH) d	0839	0924				0940								1025			1040	
Branksome (BSM) d	0844					0945											1045	
Parkstone (Dorset) (PKS) d	0847					0948											1048	
Poole (POO) 4 a	0850	0933				0951								1034			1051	
Poole (POO) 4 d	0851					0952											1052	
Hamworthy (HAM) d	0856					0957											1057	
Holton Heath (HOL) d																		
Wareham (WRM) d	0903					1004											1104	
Wool (WOO) d	0910					1011											1111	
Moreton (Dorset) (MTN) d	0916					1017											1117	
Dorchester South (DCH) d	0924					1025											1125	
Dorchester West (DCW) d					1018				1027									
Upwey (UPW) d	0931				1026	1033			1039								1132	
Weymouth (WEY) a	0935				1031	1037			1044								1136	

**NOTES** (see introductory pages for explanation of train operator codes and standard symbols)

- a Arrival time
- d Departure time
- u Stops to pick up only
- A Runs until 20 October. From Westbury
- B Runs from 27 October. From Westbury
- C From Salisbury to Salisbury
- D To Salisbury

## London to Winchester, Fareham, Portsmouth, Southampton, Lymington, Yarmouth (IOW), Bournemouth and Weymouth

**Sundays** from 22 September

Operator	GW	SW	SW	SW	XC	SW	SW	SW	SW	SW	SW	SW	XC	SW	SW	SW	SW
Days of operation/Notes 1st Class/Reservations/Bus/Ferry Catering facilities	E	□	□	□	□◇ ⚓	□	□	⚓	D	□	□	□	F □◇ ⚓	□	□	⚓	D
London Waterloo (WAT)	15 d		0853			0935						0953					1035
Clapham Junction (CLJ)	10 d		0903u			0945u						1003u					1045u
Woking (WOK)	d		0928			1007						1028					1107
Farnborough (Main) (FNB)	d																
Fleet (FLE)	d																
Reading (RDG)	7 d				0952								1048				
Basingstoke (BSK)	d		0948		1011	1027						1048	1111	1127			
Micheldever (MIC)	d		0958									1058					
Winchester (WIN)	d		1008		1027	1044						1108	1127	1144			
Shawford (SHW)	d		1012									1112					
Romsey (ROM)	d									1035							1135
Chandlers Ford (CFR)	d									1042							1142
Eastleigh (ESL)	3 a		1018							1048		1118					1148
Eastleigh (ESL)	3 d		1022	1026						1054		1122	1126				1154
Hedge End (HDE)	d			1032									1132				
Botley (BOE)	d			1036									1136				
Fareham (FRM)	a			1044									1144				
Portchester (PTC)	a			1050									1150				
Cosham (CSA)	a			1055									1155				
Hilsea (HLS)	a			1100									1200				
Fratton (FTN)	a			1111									1209				
Portsmouth & Southsea (PMS)	a			1114									1213				
Portsmouth Harbour (PMH)	⚓ a			1120									1220				
Southampton Airport Parkwy (SOA)	← d		1027		1035	1053				1058	1127		1135	1153			1158
Swaythling (SWG)	d									1100							1200
St Denys (SDN)	d									1103							1203
Southampton Central (SOU)	a		1034		1042	1100				1108	1134		1142	1200			1208
Southampton Central (SOU)	d		1035		1050	1103				1110	1135		1150	1203			1210
Millbrook (Hants) (MBK)	d									1113							1213
Redbridge (RDB)	d									1116a							1216a
Totton (TTN)	d		1041									1141					
Ashurst New Forest (ANF)	d		1045									1145					
Beaulieu Road (BEU)	d		1050									1150					
Brockenhurst (BCU)	3 a		1056		1107	1116						1156		1216			
Brockenhurst (BCU)	3 d		1057		1059	1108	1117	1129				1157	1159	1217	1229		
Lymington Town (LYT)	d				1107			1137					1207		1237		
Lymington Pier (LYP)	a				1109			1139					1209		1239		
Lymington Pier (LYP)	⚓ d								1200								1300
Yarmouth (I.O.W.) (YMH)	⚓ a								1240								1340
Sway (SWY)	d		1101									1201					
New Milton (NWM)	d		1106			1124						1206		1224			
Hinton Admiral (HNA)	d		1110									1210					
Christchurch (CHR)	d		1116									1216					
Pokesdown (POK)	d		1120									1220					
Bournemouth (BMH)	a		1124		1127	1135						1224	1227	1235			
Bournemouth (BMH)	d		1125			1140						1225		1240			
Branksome (BSM)	d					1145								1245			
Parkstone (Dorset) (PKS)	d					1148								1248			
Poole (POO)	4 a		1134			1151						1234		1251			
Poole (POO)	4 d					1152								1252			
Hamworthy (HAM)	d					1157								1257			
Holton Heath (HOL)	d																
Wareham (WRM)	d					1204								1304			
Wool (WOO)	d					1211								1311			
Moreton (Dorset) (MTN)	d					1217								1317			
Dorchester South (DCH)	d					1225								1325			
Dorchester West (DCW)	d	1139															
Upwey (UPW)	d	1147				1232								1332			
Weymouth (WEY)	a	1152				1236								1336			

**NOTES** (see introductory pages for explanation of train operator codes and standard symbols)

- a Arrival time
- d Departure time
- u Stops to pick up only
- D To Salisbury
- E From Bristol Temple Meads
- F From Birmingham New Street

## London to Winchester, Fareham, Portsmouth, Southampton, Lymington, Yarmouth (IOW), Bournemouth and Weymouth

**Sundays** from 22 September

Operator	GW	SW	SW	SW	XC	SW	SW	SW	SW	SW	SW	SW	XC	SW	SW	SW	SW
Days of operation/Notes 1st Class/Reservations/Bus/Ferry Catering facilities	G	□	□	□	H □◇ ⚓	□	□	⚓	D	□	□	□	H □◇ ⚓	□	□	⚓	D
London Waterloo (WAT)	15 d		1054			1135					1154			1235			
Clapham Junction (CLJ)	10 d		1103u			1145u					1203u			1242u			
Woking (WOK)	d		1128			1207					1228			1307			
Farnborough (Main) (FNB)	d																
Fleet (FLE)	d																
Reading (RDG)	7 d				1152								1252				
Basingstoke (BSK)	d		1148		1211	1227					1248		1311	1327			
Micheldever (MIC)	d		1158								1258						
Winchester (WIN)	d		1208		1227	1244					1308		1327	1344			
Shawford (SHW)	d		1212								1312						
Romsey (ROM)	d									1235							1335
Chandlers Ford (CFR)	d									1242							1342
Eastleigh (ESL)	3 a		1218							1248	1318						1348
Eastleigh (ESL)	3 d		1222	1226						1254	1322	1326					1354
Hedge End (HDE)	d			1232								1332					
Botley (BOE)	d			1236								1336					
Fareham (FRM)	a			1244								1344					
Portchester (PTC)	a			1250								1350					
Cosham (CSA)	a			1255								1355					
Hilsea (HLS)	a			1300								1400					
Fratton (FTN)	a			1309								1409					
Portsmouth & Southsea (PMS)	a			1313								1413					
Portsmouth Harbour (PMH)	⚓ a			1320								1420					
Southampton Airport Parkwy (SOA)	← d		1227		1235	1253				1258	1327		1335	1353			1358
Swaythling (SWG)	d									1300							1400
St Denys (SDN)	d									1303							1403
Southampton Central (SOU)	a		1234		1244	1300				1308	1334		1344	1400			1408
Southampton Central (SOU)	d		1235		1250	1303				1310	1335		1350	1403			1410
Millbrook (Hants) (MBK)	d									1313							1413
Redbridge (RDB)	d									1316a							1416a
Totton (TTN)	d		1241									1341					
Ashurst New Forest (ANF)	d		1245									1345					
Beaulieu Road (BEU)	d		1250									1350					
Brockenhurst (BCU)	3 a		1256			1316						1356		1416			
Brockenhurst (BCU)	3 d		1257	1259	1317	1329						1357	1359	1417	1429		
Lymington Town (LYT)	d			1307		1337							1407		1437		
Lymington Pier (LYP)	a			1309		1339							1409		1439		
Lymington Pier (LYP)	⚓ d								1400								1500
Yarmouth (I.O.W.) (YMH)	⚓ a								1440								1540
Sway (SWY)	d		1301									1401					
New Milton (NWM)	d		1306			1324						1406		1424			
Hinton Admiral (HNA)	d		1310									1410					
Christchurch (CHR)	d		1316									1416					
Pokesdown (POK)	d		1320									1420					
Bournemouth (BMH)	a		1324		1327	1335						1424	1427	1435			
Bournemouth (BMH)	d		1325			1340						1425		1440			
Branksome (BSM)	d					1345								1445			
Parkstone (Dorset) (PKS)	d					1348								1448			
Poole (POO)	4 a		1334			1351					1434			1451			
Poole (POO)	4 d					1352								1452			
Hamworthy (HAM)	d					1357								1457			
Holton Heath (HOL)	d																
Wareham (WRM)	d					1404								1504			
Wool (WOO)	d					1411								1511			
Moreton (Dorset) (MTN)	d					1417								1517			
Dorchester South (DCH)	d					1425								1525			
Dorchester West (DCW)	d	1347															
Upwey (UPW)	d	1356				1432								1532			
Weymouth (WEY)	a	1401				1436								1536			

**NOTES** (see introductory pages for explanation of train operator codes and standard symbols)

- a Arrival time
- d Departure time
- u Stops to pick up only
- D To Salisbury
- G Runs until 20 October. From Swindon
- H From Manchester Piccadilly

## London to Winchester, Fareham, Portsmouth, Southampton, Lymington, Yarmouth (IOW), Bournemouth and Weymouth

**Sundays** from 22 September

Operator	GW	SW	SW	SW	XC	SW	SW	SW	SW	SW	SW	SW	XC	SW	SW	SW	SW
Days of operation/Notes 1st Class/Reservations/Bus/Ferry Catering facilities	J	□	□	□	H □◇ ⚓	□	□	⚓	D □	□	□	□	H □◇ ⚓	□	□	⚓	D □
London Waterloo (WAT)	15 d		1254			1335					1354			1435			
Clapham Junction (CLJ)	10 d		1303u			1342u					1403u			1442u			
Woking (WOK)	d		1328			1407					1428			1507			
Farnborough (Main) (FNB)	d																
Fleet (FLE)	d																
Reading (RDG)	7 d					1352								1452			
Basingstoke (BSK)	d		1347			1411	1427				1447			1510	1527		
Micheldever (MIC)	d		1357								1457						
Winchester (WIN)	d		1407			1427	1444				1507			1527	1544		
Shawford (SHW)	d		1411								1511						
Romsey (ROM)	d									1435							1535
Chandlers Ford (CFR)	d									1442							1542
Eastleigh (ESL)	3 a		1417							1448	1517						1548
Eastleigh (ESL)	3 d		1420	1426						1454	1520	1526					1554
Hedge End (HDE)	d			1432								1532					
Botley (BOE)	d			1436								1536					
Fareham (FRM)	a			1444								1544					
Portchester (PTC)	a			1450								1550					
Cosham (CSA)	a			1455								1555					
Hilsea (HLS)	a			1500								1600					
Fratton (FTN)	a			1509								1609					
Portsmouth & Southsea (PMS)	a			1513								1613					
Portsmouth Harbour (PMH)	⚓ a			1520								1620					
Southampton Airport Parkwy (SOA)	← d		1425			1435	1453			1458	1525			1535	1553		1558
Swaythling (SWG)	d									1500							1600
St Denys (SDN)	d									1503							1603
Southampton Central (SOU)	a		1432			1442	1500			1508	1532			1544	1600		1608
Southampton Central (SOU)	d		1433			1450	1503			1510	1533			1550	1603		1610
Millbrook (Hants) (MBK)	d									1513							1613
Redbridge (RDB)	d									1516a							1616a
Totton (TTN)	d		1439									1539					
Ashurst New Forest (ANF)	d		1443									1543					
Beaulieu Road (BEU)	d		1448									1548					
Brockenhurst (BCU)	3 a		1454			1516						1554			1616		
Brockenhurst (BCU)	3 d		1455	1459		1517	1529					1555	1559	1617	1629		
Lymington Town (LYT)	d			1507			1537						1607		1637		
Lymington Pier (LYP)	a			1509			1539						1609		1639		
Lymington Pier (LYP)	⚓ d								1600								1700
Yarmouth (I.O.W.) (YMH)	⚓ a								1640								1740
Sway (SWY)	d		1459									1559					
New Milton (NWM)	d		1504			1524						1604			1624		
Hinton Admiral (HNA)	d		1508									1608					
Christchurch (CHR)	d		1514									1614					
Pokesdown (POK)	d		1518									1618					
Bournemouth (BMH)	a		1522			1525	1535					1622	1625	1635			
Bournemouth (BMH)	d		1523				1540					1623			1640		
Branksome (BSM)	d						1545								1645		
Parkstone (Dorset) (PKS)	d						1548								1648		
Poole (POO)	4 a		1532				1551					1632			1651		
Poole (POO)	4 d						1552								1652		
Hamworthy (HAM)	d						1557								1657		
Holton Heath (HOL)	d																
Wareham (WRM)	d						1604								1704		
Wool (WOO)	d						1611								1711		
Moreton (Dorset) (MTN)	d						1617								1717		
Dorchester South (DCH)	d						1625								1725		
Dorchester West (DCW)	d	1543															
Upwey (UPW)	d	1552					1632								1732		
Weymouth (WEY)	a	1557					1636								1736		

**NOTES** (see introductory pages for explanation of train operator codes and standard symbols)

- a Arrival time
- d Departure time
- u Stops to pick up only
- D To Salisbury
- H From Manchester Piccadilly
- J From Swindon

London to Winchester, Fareham, Portsmouth, Southampton, Lymington, Yarmouth (IOW), Bournemouth and Weymouth

**Sundays** from 22 September

Operator	SW	SW	SW	XC H D K	SW	SW	SW	SW D	SW	SW	SW	SW	XC H D K	SW	SW	SW K	SW D
Days of operation/Notes 1st Class/Reservations/Bus/Ferry Catering facilities	□	□	□	□ ◇ ⚓	□	□	⚓	□	□	□	□	□	□ ◇ ⚓	□	□	□ K ⚓	□
London Waterloo (WAT)	15 d	1454			1535				1550	1605				1635			
Clapham Junction (CLJ)	10 d	1503u			1542u				1558u	1612u				1642u			
Woking (WOK)	d	1528			1607				1621	1637				1707			
Farnborough (Main) (FNB)	d								1632								
Fleet (FLE)	d																
Reading (RDG)	7 d			1552									1653				
Basingstoke (BSK)	d	1547		1611	1627				1647	1657			1711	1727			
Micheldever (MIC)	d	1558							1657								
Winchester (WIN)	d	1607		1627	1644				1707	1714			1727	1744			
Shawford (SHW)	d	1612							1712								
Romsey (ROM)	d							1635									1735
Chandlers Ford (CFR)	d							1642									1742
Eastleigh (ESL)	3 a	1617						1648	1717	1722							1748
Eastleigh (ESL)	3 d	1621	1626					1654	1726	1723							1754
Hedge End (HDE)	d		1632														
Botley (BOE)	d		1636														
Fareham (FRM)	a		1644														
Portchester (PTC)	a		1650														
Cosham (CSA)	a		1655														
Hilsea (HLS)	a		1700														
Fratton (FTN)	a		1709														
Portsmouth & Southsea (PMS)	a		1713														
Portsmouth Harbour (PMH)	a		1720														
Southampton Airport Parkwy (SOA)	← d	1625		1635	1653			1658		1727			1735	1753			1758
Swaythling (SWG)	d							1700									1800
St Denys (SDN)	d							1703									1803
Southampton Central (SOU)	a	1632		1642	1700			1708		1734			1744	1800			1808
Southampton Central (SOU)	d	1634		1650	1703			1710		1736			1750	1803			1810
Millbrook (Hants) (MBK)	d							1713									1813
Redbridge (RDB)	d							1716a									1816a
Totton (TTN)	d	1639										1741					
Ashurst New Forest (ANF)	d	1644										1746					
Beaulieu Road (BEU)	d	1648										1750					
Brockenhurst (BCU)	3 a	1654			1716							1756			1816		
Brockenhurst (BCU)	3 d	1655	1659		1717	1729						1757	1759	1817	1829		
Lymington Town (LYT)	d		1707			1737							1807		1837		
Lymington Pier (LYP)	a		1709			1739							1809		1839		
Lymington Pier (LYP)	d						1800									1900	
Yarmouth (I.O.W.) (YMH)	a						1840									1940	
Sway (SWY)	d	1700										1801					
New Milton (NWM)	d	1705			1724							1806			1824		
Hinton Admiral (HNA)	d	1709										1810					
Christchurch (CHR)	d	1715										1816					
Pokesdown (POK)	d	1718										1820					
Bournemouth (BMH)	a	1722		1725	1735							1824	1827	1835			
Bournemouth (BMH)	d	1724			1740							1825			1840		
Branksome (BSM)	d				1745										1845		
Parkstone (Dorset) (PKS)	d				1748										1848		
Poole (POO)	4 a	1733			1751						1834				1851		
Poole (POO)	4 d				1752										1852		
Hamworthy (HAM)	d				1757										1857		
Holton Heath (HOL)	d																
Wareham (WRM)	d				1804										1904		
Wool (WOO)	d				1811										1911		
Moreton (Dorset) (MTN)	d				1819										1917		
Dorchester South (DCH)	d				1827										1925		
Dorchester West (DCW)	d																
Upwey (UPW)	d				1833										1932		
Weymouth (WEY)	a				1838										1936		

NOTES (see introductory pages for explanation of train operator codes and standard symbols)

- a Arrival time
- d Departure time
- u Stops to pick up only
- D To Salisbury
- H From Manchester Piccadilly
- K Runs until 3 November

London to Winchester, Fareham, Portsmouth, Southampton, Lymington, Yarmouth (IOW), Bournemouth and Weymouth

**Sundays** from 22 September

Operator	SW	GW	SW	SW	SW	XC	SW	SW	SW	SW	SW	SW	SW	SW	SW	XC	SW	SW
Days of operation/Notes 1st Class/Reservations/Bus/Ferry Catering facilities	□	E	□	□	□	H □◇ ⌘	□	□	□	D □	□	□	□	□	□	H □◇ ⌘	□	□
London Waterloo (WAT)	1650		1705				1735				1750	1805					1835	
Clapham Junction (CLJ)	1658u		1712u				1742u				1758u	1812u					1842u	
Woking (WOK)	d 1721		1737				1807				1821	1837					1907	
Farnborough (Main) (FNB)	d 1732										1832							
Fleet (FLE)	d																	
Reading (RDG)	d 7						1752									1852		
Basingstoke (BSK)	d 1747		1757				1811	1827			1847	1857				1911	1927	
Micheldever (MIC)	d 1757										1857							
Winchester (WIN)	d 1807		1814				1827	1844			1907	1914				1927	1944	
Shawford (SHW)	d 1812										1912							
Romsey (ROM)	d										1835							
Chandlers Ford (CFR)	d										1842							
Eastleigh (ESL)	a 3	1817	1822	←							1848	1917	1922	←				
Eastleigh (ESL)	d 3	1826	1823	1826							1854	1926	1923	1926				
Hedge End (HDE)	d	←		1832								→		1932				
Botley (BOE)	d			1836										1936				
Fareham (FRM)	a			1844										1944				
Portchester (PTC)	a			1850										1950				
Cosham (CSA)	a			1855										1955				
Hilsea (HLS)	a			1900										2005				
Fratton (FTN)	a			1909										2009				
Portsmouth & Southsea (PMS)	a			1913										2013				
Portsmouth Harbour (PMH)	a			1920										2020				
Southampton Airport Parkwy (SOA)	d ←		1827				1835	1854			1858		1927			1936	1954	
Swaythling (SWG)	d										1900							
St Denys (SDN)	d										1903							
Southampton Central (SOU)	a		1834				1842	1901			1908		1934			1947	2001	
Southampton Central (SOU)	d		1836				1850	1905			1910		1936			1950	2003	
Millbrook (Hants) (MBK)	d										1913							
Redbridge (RDB)	d										1916a							
Totton (TTN)	d		1841										1941					
Ashurst New Forest (ANF)	d		1846										1946					
Beaulieu Road (BEU)	d		1850										1950					
Brockenhurst (BCU)	a 3		1856				1903	1918					1956				2016	
Brockenhurst (BCU)	d 3		1857		1859	1910	1919	1929					1957		1959		2017	2029
Lymington Town (LYT)	d				1907			1937							2007		2037	
Lymington Pier (LYP)	a				1909			1939							2009		2039	
Lymington Pier (LYP)	d									2000								
Yarmouth (I.O.W.) (YMH)	a									2040								
Sway (SWY)	d		1901										2001					
New Milton (NWM)	d		1906					1925					2006				2023	
Hinton Admiral (HNA)	d		1910										2010					
Christchurch (CHR)	d		1916										2016					
Pokesdown (POK)	d		1920										2020					
Bournemouth (BMH)	a		1924			1927	1937						2024		2027	2035		
Bournemouth (BMH)	d		1925				1941						2025			2040		
Branksome (BSM)	d						1946									2045		
Parkstone (Dorset) (PKS)	d						1949									2048		
Poole (POO)	a 4		1934				1952						2034			2051		
Poole (POO)	d 4						1953									2052		
Hamworthy (HAM)	d						1958									2057		
Holton Heath (HOL)	d																	
Wareham (WRM)	d						2005									2104		
Wool (WOO)	d						2012									2111		
Moreton (Dorset) (MTN)	d						2018									2118		
Dorchester South (DCH)	d						2026									2126		
Dorchester West (DCW)	d		1952															
Upwey (UPW)	d		2000				2033									2133		
Weymouth (WEY)	a		2005				2037									2137		

NOTES (see introductory pages for explanation of train operator codes and standard symbols)

- a Arrival time
- d Departure time
- u Stops to pick up only
- D To Salisbury
- E From Bristol Temple Meads
- H From Manchester Piccadilly

London to Winchester, Fareham, Portsmouth, Southampton, Lymington, Yarmouth (IOW), Bournemouth and Weymouth

**Sundays** from 22 September

Operator	SW	SW	SW	SW	SW	SW	XC	SW	SW	SW	SW	SW	SW	SW	XC	GW	GW
Days of operation/Notes 1st Class/Reservations/Bus/Ferry Catering facilities																	
London Waterloo (WAT)			1850	1905				1935			1950	2005					
Clapham Junction (CLJ)			1858u	1912u				1942u			1958u	2012u					
Woking (WOK)			1921	1937				2007			2021	2037					
Farnborough (Main) (FNB)			1932								2032						
Fleet (FLE)																	
Reading (RDG)							1952								2052		
Basingstoke (BSK)			1947	1957			2011	2027			2047	2057			2111		
Micheldever (MIC)			1957								2057						
Winchester (WIN)			2007	2014			2027	2044			2107	2114			2127		
Shawford (SHW)			2012								2112						
Romsey (ROM)			1935								2035						2111
Chandlers Ford (CFR)			1942								2042						
Eastleigh (ESL)			1948	2017	2022						2049	2119	2122				2138
Eastleigh (ESL)			1954	2026	2023	2026					2054	2126	2123		2126		2144
Hedge End (HDE)						2032									2132		2150
Botley (BOE)						2036									2136		2155
Fareham (FRM)						2044									2144		2202
Portchester (PTC)						2050									2150		
Cosham (CSA)						2055									2155		
Hilsea (HLS)						2100									2200		
Fratton (FTN)						2109									2209		2219
Portsmouth & Southsea (PMS)						2113									2213		2223
Portsmouth Harbour (PMH)						2120									2220		2228
Southampton Airport Parkwy (SOA)			1958		2027		2038c	2054			2058		2127			2135	
Swaythling (SWG)			2000								2100						
St Denys (SDN)			2003								2103						
Southampton Central (SOU)			2008		2034		2045	2101			2108		2134			2142	
Southampton Central (SOU)			2010		2036		2050	2103			2110		2136			2150	
Millbrook (Hants) (MBK)			2013								2113						
Redbridge (RDB)			2016a								2117a						
Totton (TTN)					2041								2141				
Ashurst New Forest (ANF)					2046								2146				
Beaulieu Road (BEU)					2050								2150				
Brockenhurst (BCU)					2056			2116					2156				
Brockenhurst (BCU)					2057		2059	2117	2129				2157	2159			
Lymington Town (LYT)							2107		2137					2207			
Lymington Pier (LYP)							2109		2139					2209			
Lymington Pier (LYP)			2100														
Yarmouth (I.O.W.) (YMH)			2140														
Sway (SWY)					2101								2201				
New Milton (NWM)					2106			2124					2206				
Hinton Admiral (HNA)					2110								2210				
Christchurch (CHR)					2116								2216				
Pokesdown (POK)					2120								2220				
Bournemouth (BMH)					2124		2127	2135					2224		2227		
Bournemouth (BMH)					2125						2140		2225				
Branksome (BSM)											2145						
Parkstone (Dorset) (PKS)											2148						
Poole (POO)					2134						2151		2234				
Poole (POO)											2152						
Hamworthy (HAM)											2157						
Holton Heath (HOL)																	
Wareham (WRM)								2204									
Wool (WOO)								2211									
Moreton (Dorset) (MTN)								2217									
Dorchester South (DCH)								2225									
Dorchester West (DCW)																2255	
Upwey (UPW)								2232									2304
Weymouth (WEY)								2237									2309

NOTES (see introductory pages for explanation of train operator codes and standard symbols)

- a Arrival time
- d Departure time
- u Stops to pick up only
- c Arrives 3 minutes earlier
- D To Salisbury
- E From Bristol Temple Meads
- H From Manchester Piccadilly
- K Runs until 3 November
- L From Bristol Temple Meads to Portsmouth Harbour



## London to Winchester, Fareham, Portsmouth, Southampton, Lymington, Yarmouth (IOW), Bournemouth and Weymouth

**Sundays** from 22 September

Operator		SW	SW	SW	SW	SW	XC	SW	SW	SW	SW	SW	SW	SW	SW	SW	SW	SW
Days of operation/Notes 1st Class/Reservations/Bus/Ferry Catering facilities		<b>1</b>	<b>M</b>	<b>1</b>	<b>1</b>	<b>1</b>	<b>H</b> <b>1</b> ◇ <b>1</b> ⚓	<b>1</b>	<b>D</b>	<b>1</b>	<b>1</b>	<b>1</b>	<b>1</b>	<b>1</b>	<b>1</b>	<b>1</b>	<b>1</b>	<b>1</b>
London Waterloo (WAT)	15 d	2035		2050	2105			2135		2150	2205		2250	2305				0010
Clapham Junction (CLJ)	10 d	2042u		2058u	2112u			2142u		2158u	2212u		2258u	2312u				0017u
Woking (WOK)	d	2107		2121	2137			2207		2221	2237		2321	2337				0042
Farnborough (Main) (FNB)	d			2132							2232		2332					
Fleet (FLE)	d																	
Reading (RDG)	7 d					2152												
Basingstoke (BSK)	d	2127		2147	2157		2210	2227		2247	2257		2347	2357				0101
Micheldever (MIC)	d			2157						2257			2357					
Winchester (WIN)	d	2144		2207	2214		2225	2244		2307	2314		0007	0014				0118
Shawford (SHW)	d			2212						2312			0012					
Romsey (ROM)	d		2135						2235									
Chandlers Ford (CFR)	d		2142						2242									
Eastleigh (ESL)	3 a		2148	2217	2222		←		2248	2317	2322		←	0017	0022		←	0126
Eastleigh (ESL)	3 d		2154	2226	2223	2226			2254	2326	2323	2326	0030	0023	0030	0127		
Hedge End (HDE)	d			←		2232				→		2332	→		0036s			
Botley (BOE)	d					2236						2336			0040s			
Fareham (FRM)	a					2244						2344			0048s			
Portchester (PTC)	a					2250						2350			0054s			
Cosham (CSA)	a					2255						2355			0059s			
Hilsea (HLS)	a					2300						0002						
Fratton (FTN)	a					2308						0007			0106s			
Portsmouth & Southsea (PMS)	a					2312						0010			0110s			
Portsmouth Harbour (PMH)	a					2316						0014			0114			
Southampton Airport Parkwy (SOA)	← d	2153	2158		2227		2235	2253	2258		2327				0028			0132
Swaythling (SWG)	d		2201						2300									
St Denys (SDN)	d		2204						2303						0032s			
Southampton Central (SOU)	a	2200	2209		2234		2242	2300	2308		2334				0037			0139
Southampton Central (SOU)	d	2203	2210		2236			2303	2310		2336				0040			
Millbrook (Hants) (MBK)	d		2213						2312									
Redbridge (RDB)	d		2217a						2315a									
Totton (TTN)	d				2241							2341			0045s			
Ashurst New Forest (ANF)	d				2246							2346						
Beaulieu Road (BEU)	d																	
Brockenhurst (BCU)	3 a	2216			2254			2316			2354				0056s			
Brockenhurst (BCU)	3 d	2217			2257			2317			2355							
Lymington Town (LYT)	d																	
Lymington Pier (LYP)	a																	
Lymington Pier (LYP)	a																	
Lymington Pier (LYP)	⚓ d																	
Yarmouth (I.O.W.) (YMH)	⚓ a																	
Sway (SWY)	d				2301						2359							
New Milton (NWM)	d	2224			2306			2324			0004			0104s				
Hinton Admiral (HNA)	d				2310						0008							
Christchurch (CHR)	d				2316						0013			0112s				
Pokesdown (POK)	d				2320						0017			0116s				
Bournemouth (BMH)	a	2235			2324			2335			0021			0120				
Bournemouth (BMH)	d	2240			2325			2340			0022			0121				
Branksome (BSM)	d	2245						2345			0027			0126s				
Parkstone (Dorset) (PKS)	d	2248						2348			0030			0129s				
Poole (POO)	4 a	2251			2334			2351			0034			0133				
Poole (POO)	4 d	2252						2352										
Hamworthy (HAM)	d	2257						2357										
Holton Heath (HOL)	d																	
Wareham (WRM)	d	2304						0004										
Wool (WOO)	d	2311						0011										
Moreton (Dorset) (MTN)	d	2317						0017										
Dorchester South (DCH)	d	2325						0025										
Dorchester West (DCW)	d																	
Upwey (UPW)	d	2332						0031										
Weymouth (WEY)	a	2337						0036										

**NOTES** (see introductory pages for explanation of train operator codes and standard symbols)

- a** Arrival time
- d** Departure time
- s** Stops to set down only
- u** Stops to pick up only
- D** To Salisbury
- H** From Manchester Piccadilly
- M** To Romsey
- N** Also calls at Wimbledon 0023
- MM** Monday mornings

**Weymouth, Bournemouth, Yarmouth (IOW), Lymington, Southampton, Portsmouth and Fareham to Winchester and London**

**Mondays to Fridays until 20 September**

Operator	SW	XC	SW	SW	SW	XC	SW	SW	SW	SW	SW	SW	SW	SW	SW	XC	SW
Days of operation/Notes 1st Class/Reservations/Bus/Ferry Catering facilities	1	A 1◇ ⚓	B 1	1	1	A 1◇ ⚓	C 1	D 1	1	C 1	D 1	E 1	1	1	1	A 1◇ ⚓	1
Weymouth (WEY)	d																
Upwey (UPW)	d																
Dorchester West (DCW)	a																
Dorchester South (DCH)	d																
Moreton (Dorset) (MTN)	d																
Wool (WOO)	d																
Wareham (WRM)	d																
Holton Heath (HOL)	d																
Hamworthy (HAM)	d																
Poole (POO)	4 a																
Poole (POO)	4 d			0500	0523				0540					0555			
Parkstone (Dorset) (PKS)	d			0504	0527				0544					0559			
Branksome (BSM)	d			0507	0530				0547					0602			
Bournemouth (BMH)	a			0512	0535				0553					0607			
Bournemouth (BMH)	d			0515	0537				0555					0611		0630	
Pokesdown (POK)	d			0519	0541									0615			
Christchurch (CHR)	d			0523	0545									0619			
Hinton Admiral (HNA)	d				0550									0624			
New Milton (NWM)	d			0530	0554									0628			
Sway (SWY)	d				0559									0633			
Yarmouth (I.O.W.) (YMH)	d	⚓															
Lymington Pier (LYP)	a	⚓															
Lymington Pier (LYP)	d												0614				0644
Lymington Town (LYT)	d												0616				0646
Brockenhurst (BCU)	3 a			0536	0604				0610				0625	0638			0655
Brockenhurst (BCU)	3 d			0537					0611					0640			
Beaulieu Road (BEU)	d																
Ashurst New Forest (ANF)	d													0648			
Totton (TTN)	d			0548					0622					0653			
Redbridge (RDB)	d							0612									
Millbrook (Hants) (MBK)	d							0615									
Southampton Central (SOU)	a			0554				0618	0628		←			0658		0702	
Southampton Central (SOU)	d	0452	0515		0555		0615		0633	0630		0633	0644		0700		0715
St Denys (SDN)	d	0457							→			0639	0649				
Swaythling (SWG)	d	0500										0642	0652				
Southampton Airport Parkway (SOA)	← a	0503	0523		0603		0623			0638		0645	0655		0708		0723
Portsmouth Harbour (PMH)	d			0455				0550								0624	
Portsmouth & Southsea (PMS)	d			0500				0555								0628	
Fratton (FTN)	d			0504				0559								0632	
Hilsea (HLS)	d			0508				0603								0637	
Cosham (CSA)	d			0514				0608								0642	
Portchester (PTC)	d			0518				0613								0647	
Fareham (FRM)	d			0525				0620								0653	
Botley (BOE)	d			0533				0629								0702	
Hedge End (HDE)	d			0537				0634								0707	
Eastleigh (ESL)	3 a	0506		0544	0607			0642		←	0649	0659				0713	
Eastleigh (ESL)	3 d	0507		0545	0608			0643			0643	0650	0659			0715	
Chandlers Ford (CFR)	d							→				0655					
Romsey (ROM)	a											0703					
Shawford (SHW)	d	0513		0551								0649		0705			
Winchester (WIN)	d	0519	0531	0557	0618		0633			0647	0655		0711		0718	0725	0731
Micheldever (MIC)	d	0527		0606							0703					0733	
Basingstoke (BSK)	a	0538	0546	0617	0635		0650			0704	0714		0727		0734	0743	0746
Reading (RDG)	7 a		0607				0708										0809
Fleet (FLE)	a	0550		0639									0746				
Farnborough (Main) (FNB)	a	0556		0645									0752			0758	
Woking (WOK)	a	0605		0657	0655						0734		0805			0808	
Clapham Junction (CLJ)	10 a	0625			0715								0839				
London Waterloo (WAT)	15 a	0634		0730	0726					0747	0806				0819	0836	

**NOTES** (see introductory pages for explanation of train operator codes and standard symbols)

- a Arrival time
- d Departure time
- A To Manchester Piccadilly
- B Also calls at Hook 0630, Winchfield 0634 and Brookwood 0652
- C Also calls at Surbiton 0747
- D From Salisbury
- E Also calls at Hook 0737, Winchfield 0741, Brookwood 0800 and Weybridge 0814

## Weymouth, Bournemouth, Yarmouth (IOW), Lymington, Southampton, Portsmouth and Fareham to Winchester and London

Mondays to Fridays until 20 September

Operator Days of operation/Notes 1st Class/Reservations/Bus/Ferry Catering facilities	SW Π	SW Π	SW Π	SW D Π	SW F Π	SW Π	SW Π	SW Π	SW Π	SW Π	SW Π	SW Π	SW Π	SW Π	SW Π	SW Π	SW Π	SW Π
Weymouth (WEY)	d	0555						0625	0638								0655	
Upwey (UPW)	d	0559						0629	0643								0659	
Dorchester West (DCW)	a								0651									
Dorchester South (DCH)	d	0607						0637									0707	
Moreton (Dorset) (MTN)	d	0614						0644									0714	
Wool (WOO)	d	0620						0650									0720	
Wareham (WRM)	d	0627						0657									0727	
Holton Heath (HOL)	d	0631															0731	
Hamworthy (HAM)	d	0636						0704									0736	
Poole (POO)	4 a	0640						0708									0740	
Poole (POO)	4 d	0641						0650 0711									0720 0741	
Parkstone (Dorset) (PKS)	d	0645						0654 0715									0724 0745	
Branksome (BSM)	d	0649						0657 0719									0727 0749	
Bournemouth (BMH)	a	0654						0702 0724									0732 0754	
Bournemouth (BMH)	d	0634	0656					0704 0726				0731					0734 0756	
Pokesdown (POK)	d	0638						0708									0738	
Christchurch (CHR)	d	0642						0712									0742	
Hinton Admiral (HNA)	d	0647						0717									0747	
New Milton (NWM)	d	0651						0721									0751	
Sway (SWY)	d	0656						0726									0756	
Yarmouth (I.O.W.) (YMH)	d												0700					
Lymington Pier (LYP)	a												0740					
Lymington Pier (LYP)	d						0714							0744				
Lymington Town (LYT)	d						0716							0746				
Brockenhurst (BCU)	3 a	0701					0725	0731						0755		0801 0810		
Brockenhurst (BCU)	3 d	0702						0733								0802 0811		
Beaulieu Road (BEU)	d															0807		
Ashurst New Forest (ANF)	d	0710						0741								0811		
Totton (TTN)	d	0715						0746								0816		
Redbridge (RDB)	d			0724														0824
Millbrook (Hants) (MBK)	d			0728														0828
Southampton Central (SOU)	a	0720	0725	0732				0752 0756				0802				0822 0826		0832
Southampton Central (SOU)	d	0730		0735	0738			0800				0815			0830			0835
St Denys (SDN)	d			0740	0743													0840
Swaythling (SWG)	d			0743	0746													0843
Southampton Airport Parkway (SOA)	← a	0738		0746	0750			0808				0823			0838			0846
Portsmouth Harbour (PMH)	d		0650								0724							0755
Portsmouth & Southsea (PMS)	d		0655								0729							0800
Fratton (FTN)	d		0659								0733							0804
Hilsea (HLS)	d		0703								0737							0808
Cosham (CSA)	d		0708								0742							0813
Portchester (PTC)	d		0713								0747							0818
Fareham (FRM)	d		0720								0753							0824
Botley (BOE)	d		0728								0800							0831
Hedge End (HDE)	d		0733								0805							0836
Eastleigh (ESL)	3 a		0739	0749	0753						0811							0842 0850
Eastleigh (ESL)	3 d		0743	0750	0755						0812							0843 0850
Chandlers Ford (CFR)	d			0755														0855
Romsey (ROM)	a			0803														0903
Shawford (SHW)	d		0749		0801						0818							0850
Winchester (WIN)	d	0748	0755		0807			0818			0823a	0831			0848			0856
Micheldever (MIC)	d		0803															0904
Basingstoke (BSK)	a		0813		0823			0834				0846						0914
Reading (RDG)	7 a											0907						
Fleet (FLE)	a		0826		0842													0926
Farnborough (Main) (FNB)	a		0832		0847													0932
Woking (WOK)	a		0842		0903			0854							0922			0942
Clapham Junction (CLJ)	10 a							0914							0942			1002
London Waterloo (WAT)	← 15 a	0848	0909		0938			0925							0953			1011

NOTES (see introductory pages for explanation of train operator codes and standard symbols)

- a Arrival time
- d Departure time
- A To Manchester Piccadilly
- D From Salisbury
- F Also calls at Hook 0832, Winchfield 0836, Brookwood 0857 and Surbiton 0916
- G To Gloucester

## Weymouth, Bournemouth, Yarmouth (IOW), Lymington, Southampton, Portsmouth and Fareham to Winchester and London

**Mondays to Fridays until 20 September**

Operator	SW	SW	SW	SW	SW	XC A	GW G	SW	SW	SW	SW	SW	SW D	SW	SW	SW	SW
Days of operation/Notes 1st Class/Reservations/Bus/Ferry Catering facilities	□	□	□	□	□	□◇ ⚓	□	☞	□	□	□	□	□	□	□	□	□
Weymouth (WEY)	d				0724		0733				0755						0820
Upwey (UPW)	d				0728		0738				0759						0824
Dorchester West (DCW)	a						0746										
Dorchester South (DCH)	d				0736						0807						0833
Moreton (Dorset) (MTN)	d				0742						0814						0839
Wool (WOO)	d				0748						0820						0845
Wareham (WRM)	d				0755						0827						0853
Holton Heath (HOL)	d				0759						0830						0856
Hamworthy (HAM)	d				0804						0835						0901
Poole (POO)	4 a				0808						0840						0906
Poole (POO)	4 d			0804	0809						0841				0853	0858	0907
Parkstone (Dorset) (PKS)	d			0808	0813						0845						0902
Branksome (BSM)	d			0811	0817						0848						0906
Bournemouth (BMH)	a			0816	0822						0854				0902	0911	0917
Bournemouth (BMH)	d		0802	0818	0823	0840					0856				0905	0922	
Pokesdown (POK)	d		0806	0821	0827										0909	0926	
Christchurch (CHR)	d		0810	0825	0831										0913	0930	
Hinton Admiral (HNA)	d		0815		0836										0918		
New Milton (NWM)	d		0819	0832	0840										0922	0937	
Sway (SWY)	d		0824		0845										0927		
Yarmouth (I.O.W.) (YMH)	d							0800									
Lymington Pier (LYP)	a							0840									
Lymington Pier (LYP)	d	0814								0844				0914			
Lymington Town (LYT)	d	0816								0846				0916			
Brockenhurst (BCU)	3 a	0825	0829	0839	0849					0855	0910			0925	0932	0943	
Brockenhurst (BCU)	3 d		0830	0840	0850						0911				0933	0944	
Beaulieu Road (BEU)	d		0835														
Ashurst New Forest (ANF)	d		0839		0858										0942		
Totton (TTN)	d		0844		0903						0903				0947		
Redbridge (RDB)	d												0925				
Millbrook (Hants) (MBK)	d												0929				
Southampton Central (SOU)	a		0853	0854		0913					0918	0926		0932	0953	0958	
Southampton Central (SOU)	d		0902	0900	0902	0915					0930			0935	0955	1000	
St Denys (SDN)	d				0907									0940			
Swaythling (SWG)	d				0910									0943			
Southampton Airport Parkway (SOA)	← d		0908	0913	0923						0938			0946	1003	1008	
Portsmouth Harbour (PMH)	d											0855					
Portsmouth & Southsea (PMS)	d											0900					
Fratton (FTN)	d											0904					
Hilsea (HLS)	d											0908					
Cosham (CSA)	d											0913					
Portchester (PTC)	d											0918					
Fareham (FRM)	d											0924					
Botley (BOE)	d											0931					
Hedge End (HDE)	d											0936					
Eastleigh (ESL)	3 a				0916							0942	0950		1006		
Eastleigh (ESL)	3 d				0917							0944	0950		1014		
Chandlers Ford (CFR)	d												0955				
Romsey (ROM)	a												1003				
Shawford (SHW)	d				0922												
Winchester (WIN)	d			0918	0927a	0933				0948	0954					1018	
Micheldever (MIC)	d										1002						
Basingstoke (BSK)	a			0936		0948					1012						1034
Reading (RDG)	7 a					1010											
Fleet (FLE)	a											1024					
Farnborough (Main) (FNB)	a											1029					
Woking (WOK)	a			0955							1020	1039					
Clapham Junction (CLJ)	10 a			1015													1112
London Waterloo (WAT)	↻ 15 a			1024							1049	1104					1121

**NOTES** (see introductory pages for explanation of train operator codes and standard symbols)

- a Arrival time
- d Departure time
- A To Manchester Piccadilly
- D From Salisbury
- G To Gloucester

**Weymouth, Bournemouth, Yarmouth (IOW), Lymington, Southampton, Portsmouth and Fareham to Winchester and London**

**Mondays to Fridays until 20 September**

Operator	SW	XC A A A	SW A	SW	SW	SW	SW D	SW	SW	SW	SW	SW	SW	GW G	XC A A A	SW A	SW	SW
Days of operation/Notes 1st Class/Reservations/Bus/Ferry Catering facilities	□	□◇ ⚓	⚓	□	□	□	□	□	□	□	□	□	□	□	□◇ ⚓	⚓	□	□
Weymouth (WEY)	d				0903								0920		0930			1003
Upwey (UPW)	d												0924		0935			
Dorchester West (DCW)	a													0943				
Dorchester South (DCH)	d				0913								0933					1013
Moreton (Dorset) (MTN)	d												0939					
Wool (WOO)	d												0945					
Wareham (WRM)	d				0928								0953					1028
Holton Heath (HOL)	d												0956					
Hamworthy (HAM)	d				0935								1001					1035
Poole (POO)	4 a				0939								1006					1039
Poole (POO)	4 d				0940								0958 1007					1040
Parkstone (Dorset) (PKS)	d				0944								1002					1044
Branksome (BSM)	d				0948								1006					1048
Bournemouth (BMH)	a				0954								1011 1017					1054
Bournemouth (BMH)	d		0945		0959			1002					1022		1045			1059
Pokesdown (POK)	d							1006					1026					
Christchurch (CHR)	d							1010					1030					
Hinton Admiral (HNA)	d							1015										
New Milton (NWM)	d							1019					1037					
Sway (SWY)	d							1024										
Yarmouth (I.O.W.) (YMH)	d	⚓		0905												1005		
Lymington Pier (LYP)	a	⚓		0945												1045		
Lymington Pier (LYP)	d				0957						1027							1057
Lymington Town (LYT)	d				0959						1029							1059
Brockenhurst (BCU)	3 a		0959		1008	1013				1029	1038		1043					1108
Brockenhurst (BCU)	3 d		1000			1014							1044					1114
Beaulieu Road (BEU)	d												1035					
Ashurst New Forest (ANF)	d												1039					
Totton (TTN)	d												1044					
Redbridge (RDB)	d							1027										
Millbrook (Hants) (MBK)	d							1031										
Southampton Central (SOU)	a		1013			1028		1034	1053				1058			1113		1128
Southampton Central (SOU)	d		1015			1030		1036	1055				1100			1115		1130
St Denys (SDN)	d							1041										
Swaythling (SWG)	d							1044										
Southampton Airport Parkway (SOA) ←	d		1023			1038		1047	1103				1108			1123		1138
Portsmouth Harbour (PMH)	d	⚓						0955										
Portsmouth & Southsea (PMS)	d							1000										
Fratton (FTN)	d							1004										
Hilsea (HLS)	d							1008										
Cosham (CSA)	d							1013										
Portchester (PTC)	d							1018										
Fareham (FRM)	d							1024										
Botley (BOE)	d							1031										
Hedge End (HDE)	d							1036										
Eastleigh (ESL)	3 a	←						1042	1050	1106				←				
Eastleigh (ESL)	3 d		1014					1043	1051	1114				1114				
Chandlers Ford (CFR)	d								1056									
Romsey (ROM)	a								1103									
Shawford (SHW)	d	1019													1119			
Winchester (WIN)	d	1025a	1031		1048	1052							1118	1124a	1132			1148
Micheldever (MIC)	d							1101										
Basingstoke (BSK)	a		1047					1111					1134		1147			
Reading (RDG)	7 a		1107												1207			
Fleet (FLE)	a							1122										
Farnborough (Main) (FNB)	a							1128										
Woking (WOK)	a				1120	1138												1220
Clapham Junction (CLJ)	10 a												1211					
London Waterloo (WAT)	15 a	↻			1147	1206							1220					1249

**NOTES (see introductory pages for explanation of train operator codes and standard symbols)**

- a Arrival time
- d Departure time
- A To Manchester Piccadilly
- D From Salisbury
- G To Gloucester

**Weymouth, Bournemouth, Yarmouth (IOW), Lymington, Southampton, Portsmouth and Fareham to Winchester and London**

**Mondays to Fridays until 20 September**

Operator	SW	SW	SW	SW	SW	SW	SW	XC	SW	SW	SW	SW	SW	SW	SW	SW	SW
Days of operation/Notes	D	D	D	D	D	D	D	A	⚓	⚓	⚓	⚓	D	D	D	D	D
1st Class/Reservations/Bus/Ferry	⚓	⚓	⚓	⚓	⚓	⚓	⚓	⚓	⚓	⚓	⚓	⚓	⚓	⚓	⚓	⚓	⚓
Catering facilities	⚓	⚓	⚓	⚓	⚓	⚓	⚓	⚓	⚓	⚓	⚓	⚓	⚓	⚓	⚓	⚓	⚓
Weymouth (WEY)	d					1020											1120
Upwey (UPW)	d					1024											1124
Dorchester West (DCW)	a																
Dorchester South (DCH)	d					1033							1113				1133
Moreton (Dorset) (MTN)	d					1039											1139
Wool (WOO)	d					1045											1145
Wareham (WRM)	d					1053							1128				1153
Holton Heath (HOL)	d					1056											1156
Hamworthy (HAM)	d					1101							1135				1201
Poole (POO)	4 a					1106							1139				1206
Poole (POO)	4 d					1058	1107						1140				1158 1207
Parkstone (Dorset) (PKS)	d					1102							1144				1202
Branksome (BSM)	d					1106							1148				1206
Bournemouth (BMH)	a					1111	1117						1154				1211 1217
Bournemouth (BMH)	d			1102		1122		1145					1159			1202	1222
Pokesdown (POK)	d			1106		1126										1206	1226
Christchurch (CHR)	d			1110		1130										1210	1230
Hinton Admiral (HNA)	d			1115												1215	
New Milton (NWM)	d			1119		1137										1219	1237
Sway (SWY)	d			1124												1224	
Yarmouth (I.O.W.) (YMH)	⚓ d								1105								
Lymington Pier (LYP)	⚓ a								1145								
Lymington Pier (LYP)	d					1127					1157						1227
Lymington Town (LYT)	d					1129					1159						1229
Brockenhurst (BCU)	3 a			1129	1138	1143					1208	1213				1229	1243
Brockenhurst (BCU)	3 d			1130		1144						1214				1230	1244
Beaulieu Road (BEU)	d															1235	
Ashurst New Forest (ANF)	d			1139												1239	
Totton (TTN)	d			1144												1244	
Redbridge (RDB)	d			1127												1227	
Millbrook (Hants) (MBK)	d			1131												1231	
Southampton Central (SOU)	a			1134	1150		1158		1213				1228		1234	1250	1258
Southampton Central (SOU)	d			1136	1155		1200		1215				1230		1236	1255	1300
St Denys (SDN)	d			1141											1241		
Swaythling (SWG)	d			1144											1244		
Southampton Airport Parkway (SOA) ←	d			1147	1203		1208		1223				1238		1247	1303	1308
Portsmouth Harbour (PMH)	⚓ d	1055													1155		
Portsmouth & Southsea (PMS)	d	1100													1200		
Fratton (FTN)	d	1104													1204		
Hilsea (HLS)	d	1108													1208		
Cosham (CSA)	d	1113													1213		
Portchester (PTC)	d	1118													1218		
Fareham (FRM)	d	1124													1224		
Botley (BOE)	d	1131													1231		
Hedge End (HDE)	d	1136													1236		
Eastleigh (ESL)	3 a	1142	1150	1206				←							1247	1250	1307
Eastleigh (ESL)	3 d	1145	1151	1214				1214							1247	1251	1314
Chandlers Ford (CFR)	d			1156	→										1256	→	
Romsey (ROM)	a			1203											1303		
Shawford (SHW)	d							1219									
Winchester (WIN)	d	1155				1218		1224a	1231				1248	1257			1318
Micheldever (MIC)	d	1203												1305			
Basingstoke (BSK)	a	1213				1234			1246					1315			1334
Reading (RDG)	7 a								1306								
Fleet (FLE)	a	1225													1327		
Farnborough (Main) (FNB)	a	1230													1332		
Woking (WOK)	a	1241											1320	1342			
Clapham Junction (CLJ)	10 a					1312											1412
London Waterloo (WAT)	⚓ 15 a	1306				1321							1349	1409			1421

NOTES (see introductory pages for explanation of train operator codes and standard symbols)

- a Arrival time
- d Departure time
- A To Manchester Piccadilly
- D From Salisbury

## Weymouth, Bournemouth, Yarmouth (IOW), Lymington, Southampton, Portsmouth and Fareham to Winchester and London

**Mondays to Fridays until 20 September**

Operator	SW	GW	XC	SW	SW	SW	SW	SW	SW	SW	SW	SW	SW	XC	SW	SW	SW
Days of operation/Notes 1st Class/Reservations/Bus/Ferry Catering facilities	□	G	A □◇ ⚓	⚓	□	□	□	D □	□	□	□	□	□	A □◇ ⚓	⚓	□	□
Weymouth (WEY)	d	1129				1203							1220				1303
Upwey (UPW)	d	1134											1224				
Dorchester West (DCW)	a	1142															
Dorchester South (DCH)	d					1213							1233				1313
Moreton (Dorset) (MTN)	d												1239				
Wool (WOO)	d												1245				
Wareham (WRM)	d					1228							1253				1328
Holton Heath (HOL)	d												1256				
Hamworthy (HAM)	d					1235							1301				1335
Poole (POO)	4 a					1239							1306				1339
Poole (POO)	4 d					1240							1258 1307				1340
Parkstone (Dorset) (PKS)	d					1244							1302				1344
Branksome (BSM)	d					1248							1306				1348
Bournemouth (BMH)	a					1254							1311 1317				1354
Bournemouth (BMH)	d		1245			1259				1302			1322		1345		1359
Pokesdown (POK)	d									1306			1326				
Christchurch (CHR)	d									1310			1330				
Hinton Admiral (HNA)	d									1315							
New Milton (NWM)	d									1319			1337				
Sway (SWY)	d									1324							
Yarmouth (I.O.W.) (YMH)	⚓ d			1205												1305	
Lymington Pier (LYP)	⚓ a			1245												1345	
Lymington Pier (LYP)	d				1257							1327					1357
Lymington Town (LYT)	d				1259							1329					1359
Brockenhurst (BCU)	3 a				1308	1313				1329	1338	1343					1408 1413
Brockenhurst (BCU)	3 d					1314				1330		1344					1414
Beaulieu Road (BEU)	d																
Ashurst New Forest (ANF)	d									1339							
Totton (TTN)	d									1344							
Redbridge (RDB)	d									1327							
Millbrook (Hants) (MBK)	d									1331							
Southampton Central (SOU)	a		1313			1328				1334	1350		1358		1413		1428
Southampton Central (SOU)	d		1315			1330				1336	1355		1400		1415		1430
St Denys (SDN)	d									1341							
Swaythling (SWG)	d									1344							
Southampton Airport Parkway (SOA) ←	d		1323			1338				1347	1403		1408		1423		1438
Portsmouth Harbour (PMH)	⚓ d									1255							
Portsmouth & Southsea (PMS)	d									1300							
Fratton (FTN)	d									1304							
Hilsea (HLS)	d									1308							
Cosham (CSA)	d									1313							
Portchester (PTC)	d									1318							
Fareham (FRM)	d									1324							
Botley (BOE)	d									1331							
Hedge End (HDE)	d									1336							
Eastleigh (ESL)	3 a	←								1342	1350	1406		←			
Eastleigh (ESL)	3 d	1314								1343	1351	1414		1414			
Chandlers Ford (CFR)	d											→					
Romsey (ROM)	a											1403					
Shawford (SHW)	d	1319													1419		
Winchester (WIN)	d	1324a	1332			1348	1352						1418	1424a	1431		1448
Micheldever (MIC)	d						1401										
Basingstoke (BSK)	a		1349				1411						1434		1446		
Reading (RDG)	7 a		1407												1506		
Fleet (FLE)	a						1422										
Farnborough (Main) (FNB)	a						1428										
Woking (WOK)	a					1420	1438										1520
Clapham Junction (CLJ)	10 a												1511				
London Waterloo (WAT)	15 a					1449	1506						1520				1549

**NOTES** (see introductory pages for explanation of train operator codes and standard symbols)

- a Arrival time
- d Departure time
- A To Manchester Piccadilly
- D From Salisbury
- G To Gloucester

**Weymouth, Bournemouth, Yarmouth (IOW), Lymington, Southampton, Portsmouth and Fareham to Winchester and London**

**Mondays to Fridays until 20 September**

Operator	SW	SW	SW	SW	SW	SW	SW	GW	XC	SW	SW	SW	SW	SW	SW	SW	
Days of operation/Notes 1st Class/Reservations/Bus/Ferry Catering facilities	□	D □	□	□	□	□	□	G	A □◇ ⚓	⚓	□	□	□	D □	□	□	
Weymouth (WEY)	d					1320		1328						1403			
Upwey (UPW)	d					1324		1333									
Dorchester West (DCW)	a							1341									
Dorchester South (DCH)	d					1333								1413			
Moreton (Dorset) (MTN)	d					1339											
Wool (WOO)	d					1345											
Wareham (WRM)	d					1353								1428			
Holton Heath (HOL)	d					1356											
Hamworthy (HAM)	d					1401								1435			
Poole (POO)	4 a					1406								1439			
Poole (POO)	4 d					1358	1407							1440			
Parkstone (Dorset) (PKS)	d					1402								1444			
Branksome (BSM)	d					1406								1448			
Bournemouth (BMH)	a					1411	1417							1454			
Bournemouth (BMH)	d			1402		1422			1445				1459			1502	
Pokesdown (POK)	d			1406		1426										1506	
Christchurch (CHR)	d			1410		1430										1510	
Hinton Admiral (HNA)	d			1415												1515	
New Milton (NWM)	d			1419		1437										1519	
Sway (SWY)	d			1424												1524	
Yarmouth (I.O.W.) (YMH)	⚓ d									1405							
Lymington Pier (LYP)	⚓ a									1445							
Lymington Pier (LYP)	d				1427						1457						1527
Lymington Town (LYT)	d				1429						1459						1529
Brockenhurst (BCU)	3 a			1429	1438	1443					1508	1513				1529	1538
Brockenhurst (BCU)	3 d			1430		1444						1514				1530	
Beaulieu Road (BEU)	d			1435													
Ashurst New Forest (ANF)	d			1439												1539	
Totton (TTN)	d			1444												1544	
Redbridge (RDB)	d		1427													1527	
Millbrook (Hants) (MBK)	d		1431													1531	
Southampton Central (SOU)	a		1434	1452		1458			1513			1528		1534	1552		
Southampton Central (SOU)	d		1435	1457		1500			1515			1530		1536	1555		
St Denys (SDN)	d		1440											1541			
Swaythling (SWG)	d		1443											1544			
Southampton Airport Parkway (SOA) ←	d		1446	1505		1508			1523			1538		1547	1603		
Portsmouth Harbour (PMH)	⚓ d	1355												1455			
Portsmouth & Southsea (PMS)	d	1400												1500			
Fratton (FTN)	d	1404												1504			
Hilsea (HLS)	d	1408												1508			
Cosham (CSA)	d	1413												1513			
Portchester (PTC)	d	1418												1518			
Fareham (FRM)	d	1424												1524			
Botley (BOE)	d	1431												1531			
Hedge End (HDE)	d	1436												1536			
Eastleigh (ESL)	3 a	1442	1450	1508				←						1542	1550	1607	
Eastleigh (ESL)	3 d	1443	1450	1514				1514						1543	1551	1614	
Chandlers Ford (CFR)	d		1455	→										1556		→	
Romsey (ROM)	a		1503											1603			
Shawford (SHW)	d							1519									
Winchester (WIN)	d	1452				1518		1524a		1531		1548	1552				
Micheldever (MIC)	d	1501											1601				
Basingstoke (BSK)	a	1511				1534				1546			1611				
Reading (RDG)	7 a									1609							
Fleet (FLE)	a	1523												1622			
Farnborough (Main) (FNB)	a	1528												1628			
Woking (WOK)	a	1538											1620	1638			
Clapham Junction (CLJ)	10 a					1611											
London Waterloo (WAT)	⚓ 15 a	1607				1620							1649	1704			

**NOTES** (see introductory pages for explanation of train operator codes and standard symbols)

- a Arrival time
- d Departure time
- A To Manchester Piccadilly
- D From Salisbury
- G To Gloucester



**Weymouth, Bournemouth, Yarmouth (IOW), Lymington, Southampton, Portsmouth and Fareham to Winchester and London**

**Mondays to Fridays until 20 September**

Operator	SW	SW	SW	XC A	SW	SW	SW	SW	SW D	SW	SW	SW	SW	SW	GW G	XC A	SW
Days of operation/Notes 1st Class/Reservations/Bus/Ferry Catering facilities	□	□	□	□◇ ⚓	⚓	□	□	□	□	□	□	□	□	□	□	□◇	⚓
Weymouth (WEY)	d	1420						1503						1520		1528	
Upwey (UPW)	d	1424												1524		1533	
Dorchester West (DCW)	a															1541	
Dorchester South (DCH)	d	1433						1513						1533			
Moreton (Dorset) (MTN)	d	1439												1539			
Wool (WOO)	d	1445												1545			
Wareham (WRM)	d	1453						1528						1553			
Holton Heath (HOL)	d	1456												1556			
Hamworthy (HAM)	d	1501						1535						1601			
Poole (POO)	4 a	1506						1539						1606			
Poole (POO)	4 d	1458	1507					1540						1558	1607		
Parkstone (Dorset) (PKS)	d	1502						1544						1602			
Branksome (BSM)	d	1506						1548						1606			
Bournemouth (BMH)	a	1511	1517					1554						1611	1617		
Bournemouth (BMH)	d	1522		1545				1559				1602		1622		1645	
Pokesdown (POK)	d	1526										1606		1626			
Christchurch (CHR)	d	1530										1610		1630			
Hinton Admiral (HNA)	d											1615					
New Milton (NWM)	d	1537										1619		1637			
Sway (SWY)	d											1624					
Yarmouth (I.O.W.) (YMH)	⚓ d				1505												1605
Lymington Pier (LYP)	⚓ a				1545												1645
Lymington Pier (LYP)	d					1557							1627				
Lymington Town (LYT)	d					1559							1629				
Brockenhurst (BCU)	3 a	1543				1608	1613					1629	1638	1643			
Brockenhurst (BCU)	3 d	1544					1614					1630		1644			
Beaulieu Road (BEU)	d											1635					
Ashurst New Forest (ANF)	d											1639					
Totton (TTN)	d											1644					
Redbridge (RDB)	d								1627								
Millbrook (Hants) (MBK)	d								1631								
Southampton Central (SOU)	a	1558		1613			1628		1634	1650			1658			1713	
Southampton Central (SOU)	d	1600		1615			1630		1636	1652			1700			1715	
St Denys (SDN)	d								1641	1657							
Swaythling (SWG)	d								1644	1700							
Southampton Airport Parkway (SOA)	← d	1608		1623			1638		1647	1704			1708			1723	
Portsmouth Harbour (PMH)	⚓ d							1555									
Portsmouth & Southsea (PMS)	d							1600									
Fratton (FTN)	d							1604									
Hilsea (HLS)	d							1608									
Cosham (CSA)	d							1613									
Portchester (PTC)	d							1618									
Fareham (FRM)	d							1624									
Botley (BOE)	d							1631									
Hedge End (HDE)	d							1636									
Eastleigh (ESL)	3 a		←					1642	1650	1707				←			
Eastleigh (ESL)	3 d		1614					1643	1651	1711				1711			
Chandlers Ford (CFR)	d								1656	←							
Romsey (ROM)	a								1703								
Shawford (SHW)	d		1619													1719	
Winchester (WIN)	d	1618	1624a	1632			1648	1652					1718	1725		1731	
Micheldever (MIC)	d							1701									
Basingstoke (BSK)	a	1634		1647				1711					1734	1741		1746	
Reading (RDG)	7 a			1707													1807
Fleet (FLE)	a							1722									
Farnborough (Main) (FNB)	a							1728									
Woking (WOK)	a						1721	1738									
Clapham Junction (CLJ)	10 a	1711											1811				
London Waterloo (WAT)	⊖ 15 a	1720					1749	1804					1820				

**NOTES** (see introductory pages for explanation of train operator codes and standard symbols)

- a Arrival time
- d Departure time
- A To Manchester Piccadilly
- D From Salisbury
- G To Gloucester

## Weymouth, Bournemouth, Yarmouth (IOW), Lymington, Southampton, Portsmouth and Fareham to Winchester and London

**Mondays to Fridays until 20 September**

Operator	SW	SW	SW	SW	SW	SW	SW	SW	SW	SW	SW	SW	XC	SW	SW	SW	SW	SW
Days of operation/Notes 1st Class/Reservations/Bus/Ferry Catering facilities	□	□	□	□	□	D	□	□	□	□	□	□	A □◇ ♠	☞	□	□	□	D
Weymouth (WEY)	d		1603							1620								1703
Upwey (UPW)	d									1624								
Dorchester West (DCW)	a																	
Dorchester South (DCH)	d		1613															1713
Moreton (Dorset) (MTN)	d									1639								
Wool (WOO)	d									1645								
Wareham (WRM)	d		1628							1653								1728
Holton Heath (HOL)	d									1656								
Hamworthy (HAM)	d		1635							1701								1735
Poole (POO)	4 a		1639							1706								1739
Poole (POO)	4 d		1640							1658 1707								1740
Parkstone (Dorset) (PKS)	d		1644							1702								1744
Branksome (BSM)	d		1648							1706								1748
Bournemouth (BMH)	a		1654							1711 1717								1754
Bournemouth (BMH)	d		1659						1702	1722			1745					1759
Pokesdown (POK)	d								1706	1726								
Christchurch (CHR)	d								1710	1730								
Hinton Admiral (HNA)	d								1715									
New Milton (NWM)	d								1719	1737								
Sway (SWY)	d								1724									
Yarmouth (I.O.W.) (YMH)	d													1705				
Lymington Pier (LYP)	a													1745				
Lymington Pier (LYP)	d	1659								1729								1759
Lymington Town (LYT)	d	1701								1731								1801
Brockenhurst (BCU)	3 a	1709		1713					1729	1739		1743						1809 1813
Brockenhurst (BCU)	3 d			1714					1730			1744						1814
Beaulieu Road (BEU)	d																	
Ashurst New Forest (ANF)	d								1739									
Totton (TTN)	d								1744									
Redbridge (RDB)	d								1727									1827
Millbrook (Hants) (MBK)	d								1731									1831
Southampton Central (SOU)	a			1728					1734	1750		1758		1813				1828 1834
Southampton Central (SOU)	d		1724	1730					1736	1752		1800		1815				1830 1836
St Denys (SDN)	d								1741	1757								1841
Swaythling (SWG)	d								1744	1800								1844
Southampton Airport Parkway (SOA)	← d		1732	1738					1747	1804		1808		1823				1838 1847
Portsmouth Harbour (PMH)	d																	1755
Portsmouth & Southsea (PMS)	d																	1800
Fratton (FTN)	d																	1804
Hilsea (HLS)	d																	1808
Cosham (CSA)	d																	1813
Portchester (PTC)	d																	1818
Fareham (FRM)	d																	1824
Botley (BOE)	d																	1831
Hedge End (HDE)	d																	1836
Eastleigh (ESL)	3 a		1735	1742	←	1750	1807						←					1842 1850
Eastleigh (ESL)	3 d		1745	1743	1745	1751	1812						1812					1843 1851
Chandlers Ford (CFR)	d		→				1756	→										1856
Romsey (ROM)	a						1803											1903
Shawford (SHW)	d																	
Winchester (WIN)	d		1748	1752	1757							1818	1823	1832				1848 1852
Micheldever (MIC)	d																	1901
Basingstoke (BSK)	a											1834	1840	1847				1911
Reading (RDG)	7 a													1908				
Fleet (FLE)	a																	1922
Farnborough (Main) (FNB)	a																	1928
Woking (WOK)	a			1820	1838													1924 1938
Clapham Junction (CLJ)	10 a													1911				
London Waterloo (WAT)	← 15 a			1849	1904									1920				1951 2004

**NOTES** (see introductory pages for explanation of train operator codes and standard symbols)

- a Arrival time
- d Departure time
- A To Manchester Piccadilly
- D From Salisbury

## Weymouth, Bournemouth, Yarmouth (IOW), Lymington, Southampton, Portsmouth and Fareham to Winchester and London

**Mondays to Fridays until 20 September**

Operator	SW	SW	SW	SW	SW	GW	XC	SW	SW	SW	SW	SW	SW	SW	SW	SW	SW	SW
Days of operation/Notes 1st Class/Reservations/Bus/Ferry Catering facilities	□	□	□	□	□	H	A	□	□	☞	□	D	□	□	□	□	□	□
Weymouth (WEY)	d			1720		1728		1803								1820		
Upwey (UPW)	d			1724		1733										1824		
Dorchester West (DCW)	a					1741												
Dorchester South (DCH)	d			1733				1813								1833		
Moreton (Dorset) (MTN)	d			1739												1839		
Wool (WOO)	d			1745												1845		
Wareham (WRM)	d			1753				1828								1853		
Holton Heath (HOL)	d			1756												1856		
Hamworthy (HAM)	d			1801				1835								1901		
Poole (POO)	4 a			1806				1839								1906		
Poole (POO)	4 d			1758	1807			1840								1858	1907	
Parkstone (Dorset) (PKS)	d			1802				1844								1902		
Branksome (BSM)	d			1806				1848								1906		
Bournemouth (BMH)	a			1811	1817			1854								1911	1917	
Bournemouth (BMH)	d	1802		1822			1845	1859						1902	1922			
Pokesdown (POK)	d	1806		1826										1906	1926			
Christchurch (CHR)	d	1810		1830										1910	1930			
Hinton Admiral (HNA)	d	1815												1915				
New Milton (NWM)	d	1819		1837										1919	1937			
Sway (SWY)	d	1824												1924				
Yarmouth (I.O.W.) (YMH)	d									1805								
Lymington Pier (LYP)	a									1845								
Lymington Pier (LYP)	d		1829									1903						1933
Lymington Town (LYT)	d		1831									1905						1935
Brockenhurst (BCU)	3 a	1829	1839	1843			1859	1913				1914		1929	1943			1944
Brockenhurst (BCU)	3 d	1830		1844			1900	1914						1930	1944			
Beaulieu Road (BEU)	d	1835																
Ashurst New Forest (ANF)	d	1839												1939				
Totton (TTN)	d	1844												1944				
Redbridge (RDB)	d												1927					
Millbrook (Hants) (MBK)	d												1931					
Southampton Central (SOU)	a	1853		1858			1913	1928					1934	1952	1958			
Southampton Central (SOU)	d	1857		1900			1915	1930					1936	1955	2000			
St Denys (SDN)	d												1941					
Swaythling (SWG)	d												1944					
Southampton Airport Parkway (SOA) ←	d	1905		1908			1923	1938					1947	2003	2008			
Portsmouth Harbour (PMH)	d									1855								
Portsmouth & Southsea (PMS)	d									1900								
Fratton (FTN)	d									1904								
Hilsea (HLS)	d									1908								
Cosham (CSA)	d									1913								
Portchester (PTC)	d									1918								
Fareham (FRM)	d									1924								
Botley (BOE)	d									1931								
Hedge End (HDE)	d									1936								
Eastleigh (ESL)	3 a	1908								1942			1950	2006				
Eastleigh (ESL)	3 d	1914			1914					1943			1951	2011			2011	
Chandlers Ford (CFR)	d												1956					
Romsey (ROM)	a												2003					
Shawford (SHW)	d				1919													2016
Winchester (WIN)	d			1918	1925		1931	1948	1952							2018	2021a	
Micheldever (MIC)	d								2001									
Basingstoke (BSK)	a			1934	1941		1946		2011							2034		
Reading (RDG)	7 a						2009											
Fleet (FLE)	a									2022								
Farnborough (Main) (FNB)	a									2028								
Woking (WOK)	a							2021	2038							2053		
Clapham Junction (CLJ)	10 a			2010												2116		
London Waterloo (WAT)	15 a			2019				2049	2105							2129		

**NOTES** (see introductory pages for explanation of train operator codes and standard symbols)

- a Arrival time
- d Departure time
- A To Manchester Piccadilly
- D From Salisbury
- H To Bristol Temple Meads

**Weymouth, Bournemouth, Yarmouth (IOW), Lymington, Southampton, Portsmouth and Fareham to Winchester and London**

**Mondays to Fridays until 20 September**

Operator	XC J	SW □	SW ☞	SW □	SW K □	SW D □	SW □	SW □	SW □	SW □	SW □	SW □	SW TWX ☞	SW □	SW L □	SW D □	GW H	SW □
Days of operation/Notes 1st Class/Reservations/Bus/Ferry	□◇	□	☞	□	□	□	□	□	□	□	□	□	☞	□	□	□		□
Weymouth (WEY)	d		1903								1920			1959				2006
Upwey (UPW)	d										1924							2010
Dorchester West (DCW)	a																	
Dorchester South (DCH)	d		1913								1937e			2011c				2021c
Moreton (Dorset) (MTN)	d										1943							2027
Wool (WOO)	d										1949							2033
Wareham (WRM)	d		1928								1957			2028c				2042c
Holton Heath (HOL)	d																	
Hamworthy (HAM)	d		1935								2003			2035				2048
Poole (POO)	4 a		1939								2008			2039				2053
Poole (POO)	4 d		1940						1950	2009				2040				2054
Parkstone (Dorset) (PKS)	d		1944						1954					2044				2058
Branksome (BSM)	d		1948						1957					2048				2101
Bournemouth (BMH)	a		1954						2002	2018				2054				2107
Bournemouth (BMH)	d	1945	1959						2005	2022				2059				2112
Pokesdown (POK)	d								2009	2026								2116
Christchurch (CHR)	d								2013	2030								2120
Hinton Admiral (HNA)	d								2018									2125
New Milton (NWM)	d								2022	2037								2129
Sway (SWY)	d								2027									2134
Yarmouth (I.O.W.) (YMH)	☞ d			1905									2005					
Lymington Pier (LYP)	☞ a			1945									2045					
Lymington Pier (LYP)	d				2003							2033			2103			
Lymington Town (LYT)	d				2005							2035			2105			
Brockenhurst (BCU)	3 a		2013		2014				2032	2043		2044	2113		2114			2138
Brockenhurst (BCU)	3 d		2014						2033	2044			2114					2139
Beaulieu Road (BEU)	d								2038									
Ashurst New Forest (ANF)	d								2042									2147
Totton (TTN)	d								2047									2152
Redbridge (RDB)	d							2027									2127	
Millbrook (Hants) (MBK)	d							2031									2131	
Southampton Central (SOU)	a	2013	2029					2034	2053	2058				2128			2134	2157
Southampton Central (SOU)	d	2015	2030					2036	2055	2100				2130			2136	2200
St Denys (SDN)	d							2041									2141	
Swaythling (SWG)	d							2044									2144	
Southampton Airport Parkway (SOA)	← d	2023	2038					2047	2103	2107				2138			2147	2208
Portsmouth Harbour (PMH)	☞ d					1955									2055		2123	
Portsmouth & Southsea (PMS)	d					2000									2100		2127	
Fratton (FTN)	d					2004									2104		2131	
Hilsea (HLS)	d					2008									2108			
Cosham (CSA)	d					2013									2113			
Portchester (PTC)	d					2018									2118			
Fareham (FRM)	d					2026									2124		2147c	
Botley (BOE)	d					2033									2131			
Hedge End (HDE)	d					2038									2136			
Eastleigh (ESL)	3 a					2044	2050	2106			←				2144	2150	2202	2211
Eastleigh (ESL)	3 d					2045	2051	2111			→	2111			2145	2151		2212
Chandlers Ford (CFR)	d					2056									2156			
Romsey (ROM)	a					2103									2203			
Shawford (SHW)	d					2051						2116						2218
Winchester (WIN)	d	2032	2048			2057				2118	2121a		2148		2154			2224
Micheldever (MIC)	d					2108									2203			
Basingstoke (BSK)	a	2047				2122				2134					2216			2240
Reading (RDG)	7 a	2107																
Fleet (FLE)	a					2140									2240			
Farnborough (Main) (FNB)	a					2145									2245			
Woking (WOK)	a		2119			2158				2155			2219		2258			2300
Clapham Junction (CLJ)	10 a									2215								2320
London Waterloo (WAT)	15 a		2148			2232				2224			2244		2332			2330

**NOTES** (see introductory pages for explanation of train operator codes and standard symbols)

- a Arrival time
- d Departure time
- c Arrives 3 minutes earlier
- e Arrives 6 minutes earlier
- D From Salisbury
- H To Bristol Temple Meads
- J To Birmingham New Street
- K Also calls at Hook 2131, Winchfield 2135, Brookwood 2153, Weybridge 2205, Walton-On-Thames 2209 and Surbiton 2216
- L Also calls at Hook 2231, Winchfield 2235, Brookwood 2253, Weybridge 2305, Walton-On-Thames 2309 and Surbiton 2316
- TWX Not Tuesdays and Wednesdays

**Weymouth, Bournemouth, Yarmouth (IOW), Lymington, Southampton, Portsmouth and Fareham to Winchester and London**

**Mondays to Fridays until 20 September**

Operator	Days of operation/Notes	GW H	SW	SW	SW	SW	SW D	SW M	GW FX N	SW MFO	SW	SN P	SW D	SW	SW
1st Class/Reservations/Bus/Ferry			□	□	☰	□	□	□		☰	□		□	□	□
Weymouth (WEY)	d	2014						2100	2128					2210	2310
Upwey (UPW)	d	2019						2104	2133					2214	2314
Dorchester West (DCW)	a	2027							2141						
Dorchester South (DCH)	d							2112						2223	2322
Moreton (Dorset) (MTN)	d							2118						2229	2328
Wool (WOO)	d							2124						2235	2334
Wareham (WRM)	d							2132						2242	2342
Holton Heath (HOL)	d														
Hamworthy (HAM)	d							2138						2249	2348
Poole (POO)	4 a							2143						2253	2353
Poole (POO)	4 d							2144						2254	2354
Parkstone (Dorset) (PKS)	d							2148						2258	
Branksome (BSM)	d							2151						2302	
Bournemouth (BMH)	a							2157						2307	0003
Bournemouth (BMH)	d							2212						2312	
Pokesdown (POK)	d							2216						2316	
Christchurch (CHR)	d							2220						2320	
Hinton Admiral (HNA)	d							2225						2325	
New Milton (NWM)	d							2229						2329	
Sway (SWY)	d							2234						2334	
Yarmouth (I.O.W.) (YMH)	☰ d				2105				2150						
Lymington Pier (LYP)	☰ a				2145				2230						
Lymington Pier (LYP)	d		2133			2203					2236				
Lymington Town (LYT)	d		2135			2205					2238				
Brockenhurst (BCU)	3 a		2144			2214		2238			2247			2338	
Brockenhurst (BCU)	3 d							2239						2339	
Beaulieu Road (BEU)	d														
Ashurst New Forest (ANF)	d							2247						2347	
Totton (TTN)	d							2252						2352	
Redbridge (RDB)	d						2227						2316		
Millbrook (Hants) (MBK)	d						2231						2319		
Southampton Central (SOU)	a						2234	2257					2322	2357	
Southampton Central (SOU)	d						2236	2300				2311	2323		
St Denys (SDN)	d						2241						2328		
Swaythling (SWG)	d						2244						2331		
Southampton Airport Parkway (SOA)	← d						2247	2308				2319	2334		
Portsmouth Harbour (PMH)	☰ d			2155											
Portsmouth & Southsea (PMS)	d			2200											
Fratton (FTN)	d			2204											
Hilsea (HLS)	d			2208											
Cosham (CSA)	d			2213											
Portchester (PTC)	d			2218											
Fareham (FRM)	d			2224											
Botley (BOE)	d			2231											
Hedge End (HDE)	d			2236											
Eastleigh (ESL)	3 a			2242			2250	2311				2323	2338		
Eastleigh (ESL)	3 d						2251	2312					2338		
Chandlers Ford (CFR)	d						2256						2343		
Romsey (ROM)	a						2304						2351		
Shawford (SHW)	d							2318							
Winchester (WIN)	d							2324							
Micheldever (MIC)	d							2333							
Basingstoke (BSK)	a							2343							
Reading (RDG)	7 a														
Fleet (FLE)	a							0001							
Farnborough (Main) (FNB)	a							0006							
Woking (WOK)	a							0018							
Clapham Junction (CLJ)	10 a														
London Waterloo (WAT)	↻ 15 a														

**NOTES** (see introductory pages for explanation of train operator codes and standard symbols)

- a Arrival time
- d Departure time
- D From Salisbury
- H To Bristol Temple Meads
- M Also calls at Hook 2351, Winchfield 2355 and Brookwood 0013
- N To Westbury
- P To Littlehampton
- FX Not Fridays
- MFO Mondays and Fridays only

**Weymouth, Bournemouth, Yarmouth (IOW), Lymington, Southampton, Portsmouth and Fareham to Winchester and London**

**Mondays to Fridays from 23 September**

Operator	SW	XC	SW	SW	SW	XC	SW	SW	SW	SW	SW	SW	SW	SW	SW	XC	SW
Days of operation/Notes	1	A	B	1	1	A	C	D	1	C	D	E	1	1	1	A	1
1st Class/Reservations/Bus/Ferry	1	1	1	1	1	1	1	1	1	1	1	1	1	1	1	1	1
Catering facilities	1	1	1	1	1	1	1	1	1	1	1	1	1	1	1	1	1
Weymouth (WEY)	d																
Upwey (UPW)	d																
Dorchester West (DCW)	a																
Dorchester South (DCH)	d																
Moreton (Dorset) (MTN)	d																
Wool (WOO)	d																
Wareham (WRM)	d																
Holton Heath (HOL)	d																
Hamworthy (HAM)	d																
Poole (POO)	4 a																
Poole (POO)	4 d			0457	0521				0538					0553			
Parkstone (Dorset) (PKS)	d			0501	0525				0542					0557			
Branksome (BSM)	d			0504	0528				0545					0600			
Bournemouth (BMH)	a			0509	0533				0551					0605			
Bournemouth (BMH)	d			0512	0535				0553					0609		0630	
Pokesdown (POK)	d			0516	0539									0613			
Christchurch (CHR)	d			0520	0543									0617			
Hinton Admiral (HNA)	d				0548									0622			
New Milton (NWM)	d			0527	0553									0626			
Sway (SWY)	d				0557									0631			
Yarmouth (I.O.W.) (YMH)	d																
Lymington Pier (LYP)	a																
Lymington Pier (LYP)	d												0614				0644
Lymington Town (LYT)	d												0616				0646
Brockenhurst (BCU)	3 a			0534	0603				0608				0625	0636			0655
Brockenhurst (BCU)	3 d			0535					0609					0638			
Beaulieu Road (BEU)	d																
Ashurst New Forest (ANF)	d													0646			
Totton (TTN)	d			0546					0620					0651			
Redbridge (RDB)	d								0612								
Millbrook (Hants) (MBK)	d								0615								
Southampton Central (SOU)	a			0554					0620	0628		←		0658		0702	
Southampton Central (SOU)	d	0449	0515		0555		0615		0633	0630		0633	0644		0700		0715
St Denys (SDN)	d	0454							←			0639	0649				
Swaythling (SWG)	d	0457										0642	0652				
Southampton Airport Parkway (SOA)	← d	0500	0523		0603		0623			0638		0645	0655		0708		0723
Portsmouth Harbour (PMH)	d			0452				0550								0624	
Portsmouth & Southsea (PMS)	d			0457				0555								0628	
Fratton (FTN)	d			0501				0559								0632	
Hilsea (HLS)	d			0505				0603								0637	
Cosham (CSA)	d			0511				0608								0642	
Portchester (PTC)	d			0515				0613								0647	
Fareham (FRM)	d			0521				0620								0653	
Botley (BOE)	d			0529				0629								0702	
Hedge End (HDE)	d			0533				0634								0707	
Eastleigh (ESL)	3 a	0503		0541	0607			0642		←	0649	0659				0713	
Eastleigh (ESL)	3 d	0504		0542	0608			0643			0643	0650	0659			0715	
Chandlers Ford (CFR)	d								→			0655					
Romsey (ROM)	a											0703					
Shawford (SHW)	d	0510		0549								0649		0705			
Winchester (WIN)	d	0517	0531	0555	0618		0633			0647	0655		0711		0718	0725	0731
Micheldever (MIC)	d	0526		0606							0703					0733	
Basingstoke (BSK)	a	0538	0546	0617	0635		0650			0704	0714		0727		0734	0743	0746
Reading (RDG)	7 a		0607				0708										0809
Fleet (FLE)	a	0550		0639									0746				
Farnborough (Main) (FNB)	a	0556		0645									0752			0758	
Woking (WOK)	a	0605		0657	0655						0734		0805			0808	
Clapham Junction (CLJ)	10 a	0625			0715								0839				
London Waterloo (WAT)	15 a	0634		0730	0726					0747	0806				0819	0836	

**NOTES** (see introductory pages for explanation of train operator codes and standard symbols)

- a Arrival time
- d Departure time
- A To Manchester Piccadilly
- B Also calls at Hook 0630, Winchfield 0634 and Brookwood 0652
- C Also calls at Surbiton 0747
- D From Salisbury
- E Also calls at Hook 0737, Winchfield 0741, Brookwood 0800 and Weybridge 0814

## Weymouth, Bournemouth, Yarmouth (IOW), Lymington, Southampton, Portsmouth and Fareham to Winchester and London

**Mondays to Fridays from 23 September**

Operator	SW	SW	SW	SW	SW	SW	SW	SW	SW	GW	SW	XC	SW	SW	SW	SW	SW	SW
Days of operation/Notes 1st Class/Reservations/Bus/Ferry Catering facilities	□	□	□	D	F	□	□	□	□	G	□	A □◇ ⚓	⚓	□	□	□	□	D
Weymouth (WEY)	d	0550							0620	0638								0650
Upwey (UPW)	d	0554							0624	0643								0654
Dorchester West (DCW)	a									0651								
Dorchester South (DCH)	d	0602							0632									0702
Moreton (Dorset) (MTN)	d	0609							0639									0709
Wool (WOO)	d	0615							0645									0715
Wareham (WRM)	d	0625c							0653									0723
Holton Heath (HOL)	d	0628																0727
Hamworthy (HAM)	d	0633							0700									0732
Poole (POO)	4 a	0639							0705									0737
Poole (POO)	4 d	0640							0648 0708									0717 0738
Parkstone (Dorset) (PKS)	d	0644							0652 0712									0721 0742
Branksome (BSM)	d	0647							0655 0716									0724 0746
Bournemouth (BMH)	a	0652							0700 0721									0729 0751
Bournemouth (BMH)	d	0633	0655						0702 0723			0731						0733 0753
Pokesdown (POK)	d	0637							0706									0737
Christchurch (CHR)	d	0641							0710									0741
Hinton Admiral (HNA)	d	0646							0715									0746
New Milton (NWM)	d	0651							0719									0750
Sway (SWY)	d	0655							0724									0755
Yarmouth (I.O.W.) (YMH)	⚓ d												0700					
Lymington Pier (LYP)	⚓ a												0740					
Lymington Pier (LYP)	d							0714						0744				
Lymington Town (LYT)	d							0716						0746				
Brockenhurst (BCU)	3 a	0700						0725	0729					0755	0800	0808		
Brockenhurst (BCU)	3 d	0701							0731						0801	0809		
Beaulieu Road (BEU)	d														0806			
Ashurst New Forest (ANF)	d	0709							0739						0810			
Totton (TTN)	d	0714							0744						0815			
Redbridge (RDB)	d				0724													0824
Millbrook (Hants) (MBK)	d				0728													0828
Southampton Central (SOU)	a	0720	0725		0732				0752 0756			0802			0821	0826		0832
Southampton Central (SOU)	d	0730			0735	0738			0800			0815			0830			0835
St Denys (SDN)	d				0740	0743												0840
Swaythling (SWG)	d				0743	0746												0843
Southampton Airport Parkway (SOA) ←	d	0738			0746	0750			0808			0823			0838			0846
Portsmouth Harbour (PMH)	⚓ d				0650							0724						0755
Portsmouth & Southsea (PMS)	d				0655							0729						0800
Fratton (FTN)	d				0659							0733						0804
Hilsea (HLS)	d				0703							0737						0808
Cosham (CSA)	d				0708							0742						0813
Portchester (PTC)	d				0713							0747						0818
Fareham (FRM)	d				0720							0753						0824
Botley (BOE)	d				0728							0800						0831
Hedge End (HDE)	d				0733							0805						0836
Eastleigh (ESL)	3 a				0739	0749	0753					0811						0842 0850
Eastleigh (ESL)	3 d				0743	0750	0755					0812						0843 0850
Chandlers Ford (CFR)	d					0755												0855
Romsey (ROM)	a					0803												0903
Shawford (SHW)	d					0749	0801					0818						0850
Winchester (WIN)	d	0748				0755	0807		0818			0823a	0831		0848			0856
Micheldever (MIC)	d					0803												0904
Basingstoke (BSK)	a					0813	0823		0834				0846					0914
Reading (RDG)	7 a												0907					
Fleet (FLE)	a					0826	0842											0926
Farnborough (Main) (FNB)	a					0832	0847											0932
Woking (WOK)	a					0842	0903		0854						0922			0942
Clapham Junction (CLJ)	10 a								0914						0942			1002
London Waterloo (WAT)	15 a	0848	0909			0938			0925						0953			1011

**NOTES** (see introductory pages for explanation of train operator codes and standard symbols)

- a Arrival time
- d Departure time
- c Arrives 3 minutes earlier
- A To Manchester Piccadilly
- D From Salisbury
- F Also calls at Hook 0832, Winchfield 0836, Brookwood 0857 and Surbiton 0916
- G To Gloucester

**Weymouth, Bournemouth, Yarmouth (IOW), Lymington, Southampton, Portsmouth and Fareham to Winchester and London**

**Mondays to Fridays from 23 September**

Operator	SW	SW	SW	SW	XC A 1◇ ♠	SW	GW G	SW 	SW	SW	SW	SW	SW D	SW	SW	SW	SW
Days of operation/Notes 1st Class/Reservations/Bus/Ferry Catering facilities	1	1	1	1		1			1	1	1	1	1	1	1	1	1
Weymouth (WEY)	d					0721	0733					0752					0820
Upwey (UPW)	d					0725	0738					0756					0824
Dorchester West (DCW)	a						0746										
Dorchester South (DCH)	d					0733						0806					0833
Moreton (Dorset) (MTN)	d					0739						0812					0840
Wool (WOO)	d					0745						0818					0846
Wareham (WRM)	d					0753						0825					0853
Holton Heath (HOL)	d					0757						0828					0856
Hamworthy (HAM)	d					0802						0833					0901
Poole (POO)	4 a					0807						0838					0906
Poole (POO)	4 d			0801		0808						0839			0853	0858	0907
Parkstone (Dorset) (PKS)	d			0805		0812						0843					0902
Branksome (BSM)	d			0808		0815						0847					0906
Bournemouth (BMH)	a			0813		0820						0853			0902	0911	0917
Bournemouth (BMH)	d		0802	0815		0840	0822					0854				0905	0922
Pokesdown (POK)	d		0806	0818			0825									0909	0926
Christchurch (CHR)	d		0810	0822			0829									0913	0930
Hinton Admiral (HNA)	d		0815				0834									0918	
New Milton (NWM)	d		0819	0829			0839									0922	0937
Sway (SWY)	d		0824				0843									0927	
Yarmouth (I.O.W.) (YMH)	d							0800									
Lymington Pier (LYP)	a							0840									
Lymington Pier (LYP)	d	0814								0844				0914			
Lymington Town (LYT)	d	0816								0846				0916			
Brockenhurst (BCU)	3 a	0825	0829	0837		0849				0855		0910		0925	0932		0943
Brockenhurst (BCU)	3 d		0830	0838		0850						0911				0933	0944
Beaulieu Road (BEU)	d		0835														
Ashurst New Forest (ANF)	d		0839			0857										0942	
Totton (TTN)	d		0844			0902						0902				0947	
Redbridge (RDB)	d													0925			
Millbrook (Hants) (MBK)	d													0929			
Southampton Central (SOU)	a		0853	0855		0913						0917	0927	0932		0953	0958
Southampton Central (SOU)	d		0902	0900	0902	0915							0931			0955	1000
St Denys (SDN)	d				0907									0940			
Swaythling (SWG)	d				0910									0943			
Southampton Airport Parkway (SOA)	d			0908	0913	0923						0939		0946		1003	1008
Portsmouth Harbour (PMH)	d												0855				
Portsmouth & Southsea (PMS)	d												0900				
Fratton (FTN)	d												0904				
Hilsea (HLS)	d												0908				
Cosham (CSA)	d												0913				
Portchester (PTC)	d												0918				
Fareham (FRM)	d												0924				
Botley (BOE)	d												0931				
Hedge End (HDE)	d												0936				
Eastleigh (ESL)	3 a				0916								0942	0950		1006	
Eastleigh (ESL)	3 d				0917								0944	0950		1014	
Chandlers Ford (CFR)	d													0955			
Romsey (ROM)	a													1003			
Shawford (SHW)	d				0922												
Winchester (WIN)	d			0918	0927a	0933						0949	0954				1018
Micheldever (MIC)	d												1002				
Basingstoke (BSK)	a			0936		0948							1012				1034
Reading (RDG)	7 a					1010											
Fleet (FLE)	a												1024				
Farnborough (Main) (FNB)	a												1029				
Woking (WOK)	a											1021	1039				
Clapham Junction (CLJ)	10 a				1015												1112
London Waterloo (WAT)	15 a				1024							1049	1104				1121

NOTES (see introductory pages for explanation of train operator codes and standard symbols)

- a Arrival time
- d Departure time
- A To Manchester Piccadilly
- D From Salisbury
- G To Gloucester



Weymouth, Bournemouth, Yarmouth (IOW), Lymington, Southampton, Portsmouth and Fareham to Winchester and London

**Mondays to Fridays from 23 September**

Operator	SW	XC	SW	SW	SW	SW	SW	SW	SW	SW	SW	SW	GW	XC	SW	SW	SW	SW	
Days of operation/Notes 1st Class/Reservations/Bus/Ferry Catering facilities	□	□◇ ⚓	⚓	□	□	D □	□	□	□	□	□	□	G	□◇ ⚓	⚓	□	□	D □	
Weymouth (WEY)	d					0900													1003
Upwey (UPW)	d											0920		0930					
Dorchester West (DCW)	a											0924		0935					
Dorchester South (DCH)	d					0910								0943					1014
Moreton (Dorset) (MTN)	d																		1040
Wool (WOO)	d																		1046
Wareham (WRM)	d					0926													1029
Holton Heath (HOL)	d																		1053
Hamworthy (HAM)	d					0933													1001
Poole (POO)	4 a					0938													1006
Poole (POO)	4 d					0939													1007
Parkstone (Dorset) (PKS)	d					0943							0958						1002
Branksome (BSM)	d					0946							1006						1011
Bournemouth (BMH)	a					0953							1011	1017					1017
Bournemouth (BMH)	d		0945			0957				1002			1022			1045			1059
Pokesdown (POK)	d									1006			1026						1010
Christchurch (CHR)	d									1010			1030						1015
Hinton Admiral (HNA)	d									1015									1019
New Milton (NWM)	d									1019			1037						1024
Sway (SWY)	d									1024									
Yarmouth (I.O.W.) (YMH)	⚓ d			0905															1005
Lymington Pier (LYP)	⚓ a			0945															1045
Lymington Pier (LYP)	d					0957						1027							1057
Lymington Town (LYT)	d					0959						1029							1059
Brockenhurst (BCU)	3 a		0959		1008	1013				1029	1038		1043						1108
Brockenhurst (BCU)	3 d		1000			1014				1030			1044						1113
Beaulieu Road (BEU)	d									1035									1039
Ashurst New Forest (ANF)	d									1039									1044
Totton (TTN)	d									1044									
Redbridge (RDB)	d									1027									1127
Millbrook (Hants) (MBK)	d									1031									1131
Southampton Central (SOU)	a		1013			1028	1034	1053				1058			1113				1128
Southampton Central (SOU)	d		1015			1030	1036	1055				1100			1115				1130
St Denys (SDN)	d						1041												1141
Swaythling (SWG)	d						1044												1144
Southampton Airport Parkway (SOA) ←	d		1023			1038	1047	1103				1108			1123				1138
Portsmouth Harbour (PMH)	⚓ d																		1147
Portsmouth & Southsea (PMS)	d																		
Fratton (FTN)	d																		
Hilsea (HLS)	d																		
Cosham (CSA)	d																		
Portchester (PTC)	d																		
Fareham (FRM)	d																		
Botley (BOE)	d																		
Hedge End (HDE)	d																		
Eastleigh (ESL)	3 a	←					1050	1106					←						1150
Eastleigh (ESL)	3 d	1014					1051	1114					1114						1151
Chandlers Ford (CFR)	d						1056	→											1156
Romsey (ROM)	a						1103												1203
Shawford (SHW)	d	1019											1119						
Winchester (WIN)	d	1025a	1031			1048						1118	1124a		1132				1148
Micheldever (MIC)	d																		
Basingstoke (BSK)	a		1047									1134			1147				
Reading (RDG)	7 a		1107												1207				
Fleet (FLE)	a																		
Farnborough (Main) (FNB)	a																		
Woking (WOK)	a					1120													1220
Clapham Junction (CLJ)	10 a											1211							
London Waterloo (WAT)	15 a	←				1147						1220							1249

NOTES (see introductory pages for explanation of train operator codes and standard symbols)

- a Arrival time
- d Departure time
- A To Manchester Piccadilly
- D From Salisbury
- G To Gloucester

**Weymouth, Bournemouth, Yarmouth (IOW), Lymington, Southampton, Portsmouth and Fareham to Winchester and London**

**Mondays to Fridays from 23 September**

Operator	SW	SW	SW	SW	SW	XC	SW	SW	SW	SW	SW	SW	SW	SW	SW	SW	SW	SW	GW
Days of operation/Notes 1st Class/Reservations/Bus/Ferry Catering facilities	□	□	□	□	□	A □◇ ⚓	⚓	□	□	□	□	D □	□	□	□	□	□	□	G
Weymouth (WEY)	d				1017						1100							1117	1129
Upwey (UPW)	d				1021													1121	1134
Dorchester West (DCW)	a																		1142
Dorchester South (DCH)	d				1030						1110								1130
Moreton (Dorset) (MTN)	d				1036														1136
Wool (WOO)	d				1042														1142
Wareham (WRM)	d				1051						1126								1151
Holton Heath (HOL)	d				1054														1154
Hamworthy (HAM)	d				1059						1133								1159
Poole (POO)	4 a				1104						1138								1204
Poole (POO)	4 d				1058	1105					1139							1158	1205
Parkstone (Dorset) (PKS)	d				1102						1143							1202	
Branksome (BSM)	d				1106						1146							1206	
Bournemouth (BMH)	a				1111	1116					1153							1211	1216
Bournemouth (BMH)	d	1102			1120		1145				1157			1202				1220	
Pokesdown (POK)	d	1106			1124									1206				1224	
Christchurch (CHR)	d	1110			1128									1210				1228	
Hinton Admiral (HNA)	d	1115												1215					
New Milton (NWM)	d	1119			1135									1219				1235	
Sway (SWY)	d	1124												1224					
Yarmouth (I.O.W.) (YMH)	d							1105											
Lymington Pier (LYP)	a							1145											
Lymington Pier (LYP)	d		1127						1157						1227				
Lymington Town (LYT)	d		1129						1159						1229				
Brockenhurst (BCU)	3 a	1129	1138		1143				1208		1213			1229	1238			1243	
Brockenhurst (BCU)	3 d	1130			1144						1214			1230				1244	
Beaulieu Road (BEU)	d													1235					
Ashurst New Forest (ANF)	d	1139												1239					
Totton (TTN)	d	1144												1244					
Redbridge (RDB)	d												1227						
Millbrook (Hants) (MBK)	d												1231						
Southampton Central (SOU)	a	1150			1158		1213				1228		1234	1250				1258	
Southampton Central (SOU)	d	1155			1200		1215				1230		1236	1255				1300	
St Denys (SDN)	d												1241						
Swaythling (SWG)	d												1244						
Southampton Airport Parkway (SOA) ←	d	1203			1208		1223				1238		1247	1303				1308	
Portsmouth Harbour (PMH)	d											1155							
Portsmouth & Southsea (PMS)	d											1200							
Fratton (FTN)	d											1204							
Hilsea (HLS)	d											1208							
Cosham (CSA)	d											1213							
Portchester (PTC)	d											1218							
Fareham (FRM)	d											1224							
Botley (BOE)	d											1231							
Hedge End (HDE)	d											1236							
Eastleigh (ESL)	3 a	1206				←						1247	1250	1307				←	
Eastleigh (ESL)	3 d	1214				1214						1247	1251	1314					1314
Chandlers Ford (CFR)	d	←											1256	→					
Romsey (ROM)	a												1303						
Shawford (SHW)	d					1219													1319
Winchester (WIN)	d				1218	1224a	1231				1248	1257						1318	1324a
Micheldever (MIC)	d											1305							
Basingstoke (BSK)	a				1234		1246					1315						1334	
Reading (RDG)	7 a						1306												
Fleet (FLE)	a											1327							
Farnborough (Main) (FNB)	a											1332							
Woking (WOK)	a										1320	1342							
Clapham Junction (CLJ)	10 a				1312													1412	
London Waterloo (WAT)	15 a				1321						1349	1409						1421	

**NOTES** (see introductory pages for explanation of train operator codes and standard symbols)

- a Arrival time
- d Departure time
- A To Manchester Piccadilly
- D From Salisbury
- G To Gloucester

## Weymouth, Bournemouth, Yarmouth (IOW), Lymington, Southampton, Portsmouth and Fareham to Winchester and London

**Mondays to Fridays from 23 September**

Operator	XC	SW	SW	SW	SW	SW	SW	SW	SW	SW	SW	SW	XC	SW	SW	SW	SW	SW	
Days of operation/Notes 1st Class/Reservations/Bus/Ferry Catering facilities	A A A						D D D						A A A					D D D	
Weymouth (WEY)	d				1200													1217	
Upwey (UPW)	d																	1221	
Dorchester West (DCW)	a																		
Dorchester South (DCH)	d				1210													1230	
Moreton (Dorset) (MTN)	d																	1236	
Wool (WOO)	d																	1242	
Wareham (WRM)	d				1226													1251	
Holton Heath (HOL)	d																	1254	
Hamworthy (HAM)	d				1233													1259	
Poole (POO)	4 a				1238													1304	
Poole (POO)	4 d				1239													1258 1305	
Parkstone (Dorset) (PKS)	d				1243													1302	
Branksome (BSM)	d				1246													1306	
Bournemouth (BMH)	a				1253													1311 1316	
Bournemouth (BMH)	d	1245			1257				1302					1320				1345	
Pokesdown (POK)	d								1306					1324					
Christchurch (CHR)	d								1310					1328					
Hinton Admiral (HNA)	d								1315										
New Milton (NWM)	d								1319					1335					
Sway (SWY)	d								1324										
Yarmouth (I.O.W.) (YMH)	d		1205															1305	
Lymington Pier (LYP)	a		1245															1345	
Lymington Pier (LYP)	d				1257						1327							1357	
Lymington Town (LYT)	d				1259						1329							1359	
Brockenhurst (BCU)	3 a				1308	1313				1329	1338			1343				1408	1413
Brockenhurst (BCU)	3 d					1314				1330				1344					1414
Beaulieu Road (BEU)	d																		
Ashurst New Forest (ANF)	d									1339									
Totton (TTN)	d									1344									
Redbridge (RDB)	d										1327								1427
Millbrook (Hants) (MBK)	d										1331								1431
Southampton Central (SOU)	a	1313			1328				1334	1350				1358				1413	1428
Southampton Central (SOU)	d	1315			1330				1336	1355				1400				1415	1430
St Denys (SDN)	d								1341										1440
Swaythling (SWG)	d								1344										1443
Southampton Airport Parkway (SOA) ←	d	1323			1338				1347	1403				1408				1423	1438
Portsmouth Harbour (PMH)	d					1255													1355
Portsmouth & Southsea (PMS)	d					1300													1400
Fratton (FTN)	d					1304													1404
Hilsea (HLS)	d					1308													1408
Cosham (CSA)	d					1313													1413
Portchester (PTC)	d					1318													1418
Fareham (FRM)	d					1324													1424
Botley (BOE)	d					1331													1431
Hedge End (HDE)	d					1336													1436
Eastleigh (ESL)	3 a					1342	1350	1406											1442 1450
Eastleigh (ESL)	3 d					1343	1351	1414						1414					1443 1450
Chandlers Ford (CFR)	d																		1455
Romsey (ROM)	a																		1503
Shawford (SHW)	d													1419					
Winchester (WIN)	d	1332			1348	1352								1418	1424a	1431			1448 1452
Micheldever (MIC)	d					1401													1501
Basingstoke (BSK)	a	1349				1411								1434					1511
Reading (RDG)	7 a	1407																	1506
Fleet (FLE)	a					1422													1523
Farnborough (Main) (FNB)	a					1428													1528
Woking (WOK)	a					1420	1438												1520 1538
Clapham Junction (CLJ)	10 a													1511					
London Waterloo (WAT)	15 a					1449	1506							1520					1549 1607

**NOTES** (see introductory pages for explanation of train operator codes and standard symbols)

- a Arrival time
- d Departure time
- A To Manchester Piccadilly
- D From Salisbury

**Weymouth, Bournemouth, Yarmouth (IOW), Lymington, Southampton, Portsmouth and Fareham to Winchester and London**

**Mondays to Fridays from 23 September**

Operator	SW	SW	SW	SW	SW	GW	XC	SW	SW	SW	SW	SW	SW	SW	SW	SW	SW
Days of operation/Notes 1st Class/Reservations/Bus/Ferry Catering facilities	□	□	□	□	□	G	A ◇	☎	□	□	□	D □	□	□	□	□	□
Weymouth (WEY)	d			1317		1328					1400						1417
Upwey (UPW)	d			1321		1333											1421
Dorchester West (DCW)	a					1341											
Dorchester South (DCH)	d			1330							1410						1430
Moreton (Dorset) (MTN)	d			1336													1436
Wool (WOO)	d			1342													1442
Wareham (WRM)	d			1351							1426						1451
Holton Heath (HOL)	d			1354													1454
Hamworthy (HAM)	d			1359							1433						1459
Poole (POO)	4 a			1404							1438						1504
Poole (POO)	4 d			1358	1405						1439						1458 1505
Parkstone (Dorset) (PKS)	d			1402							1443						1502
Branksome (BSM)	d			1406							1446						1506
Bournemouth (BMH)	a			1411	1416						1453						1511 1516
Bournemouth (BMH)	d	1402		1420			1445				1458			1502			1520
Pokesdown (POK)	d	1406		1424										1506			1524
Christchurch (CHR)	d	1410		1428										1510			1528
Hinton Admiral (HNA)	d	1415												1515			
New Milton (NWM)	d	1419		1435										1519			1535
Sway (SWY)	d	1424												1524			
Yarmouth (I.O.W.) (YMH)	d							1405									
Lymington Pier (LYP)	a							1445									
Lymington Pier (LYP)	d		1427							1457						1527	
Lymington Town (LYT)	d		1429							1459						1529	
Brockenhurst (BCU)	3 a	1429	1438	1443						1508	1513			1529	1538	1543	
Brockenhurst (BCU)	3 d	1430		1444							1514			1530			1544
Beaulieu Road (BEU)	d	1435															
Ashurst New Forest (ANF)	d	1439												1539			
Totton (TTN)	d	1444												1544			
Redbridge (RDB)	d												1527				
Millbrook (Hants) (MBK)	d												1531				
Southampton Central (SOU)	a	1452		1458			1513				1528		1534	1552			1558
Southampton Central (SOU)	d	1457		1500			1515				1530		1536	1555			1600
St Denys (SDN)	d												1541				
Swaythling (SWG)	d												1544				
Southampton Airport Parkway (SOA)	← d	1505		1508			1523				1538		1547	1603			1608
Portsmouth Harbour (PMH)	d											1455					
Portsmouth & Southsea (PMS)	d											1500					
Fratton (FTN)	d											1504					
Hilsea (HLS)	d											1508					
Cosham (CSA)	d											1513					
Portchester (PTC)	d											1518					
Fareham (FRM)	d											1524					
Botley (BOE)	d											1531					
Hedge End (HDE)	d											1536					
Eastleigh (ESL)	3 a	1508			←							1542	1550	1607			←
Eastleigh (ESL)	3 d	1514			1514							1543	1551	1614			1614
Chandlers Ford (CFR)	d	←											1556	←			
Romsey (ROM)	a												1603				
Shawford (SHW)	d					1519											1619
Winchester (WIN)	d			1518	1524a		1531				1548	1552					1618 1624a
Micheldever (MIC)	d											1601					
Basingstoke (BSK)	a			1534			1546					1611					1634
Reading (RDG)	7 a						1609										
Fleet (FLE)	a											1622					
Farnborough (Main) (FNB)	a											1628					
Woking (WOK)	a										1620	1638					
Clapham Junction (CLJ)	10 a			1611													1711
London Waterloo (WAT)	← 15 a			1620							1649	1704					1720

**NOTES** (see introductory pages for explanation of train operator codes and standard symbols)

- a Arrival time
- d Departure time
- A To Manchester Piccadilly
- D From Salisbury
- G To Gloucester

**Weymouth, Bournemouth, Yarmouth (IOW), Lymington, Southampton, Portsmouth and Fareham to Winchester and London**

**Mondays to Fridays from 23 September**

Operator	XC	SW	SW	SW	SW	SW	SW	SW	SW	SW	SW	SW	GW	XC	SW	SW	SW	SW
Days of operation/Notes 1st Class/Reservations/Bus/Ferry Catering facilities	A A A					D D D							G G G	A A A				
Weymouth (WEY)	d			1500										1528				
Upwey (UPW)	d													1533				
Dorchester West (DCW)	a													1541				
Dorchester South (DCH)	d			1510														
Moreton (Dorset) (MTN)	d																	
Wool (WOO)	d																	
Wareham (WRM)	d			1526														
Holton Heath (HOL)	d																	
Hamworthy (HAM)	d			1533														
Poole (POO)	4 a			1538														
Poole (POO)	4 d			1539										1558				
Parkstone (Dorset) (PKS)	d			1543										1602				
Branksome (BSM)	d			1546										1606				
Bournemouth (BMH)	a			1553										1611				
Bournemouth (BMH)	d	1545		1557					1602					1620				
Pokesdown (POK)	d								1606					1624				
Christchurch (CHR)	d								1610					1628				
Hinton Admiral (HNA)	d								1615									
New Milton (NWM)	d								1619					1635				
Sway (SWY)	d								1624									
Yarmouth (I.O.W.) (YMH)	d		1505														1605	1605
Lymington Pier (LYP)	a		1545														1645	1645
Lymington Pier (LYP)	d			1557						1627								1659
Lymington Town (LYT)	d			1559						1629								1701
Brockenhurst (BCU)	3 a			1608	1613				1629	1638				1643				1709
Brockenhurst (BCU)	3 d				1614				1630					1644				
Beaulieu Road (BEU)	d								1635									
Ashurst New Forest (ANF)	d								1639									
Totton (TTN)	d								1644									
Redbridge (RDB)	d								1627									
Millbrook (Hants) (MBK)	d								1631									
Southampton Central (SOU)	a	1613			1628				1634	1650				1658				1713
Southampton Central (SOU)	d	1615			1630				1636	1652				1700				1715
St Denys (SDN)	d								1641	1657								1724
Swaythling (SWG)	d								1644	1700								
Southampton Airport Parkway (SOA)	d	1623			1638				1647	1704				1708				1723
Portsmouth Harbour (PMH)	d								1555									
Portsmouth & Southsea (PMS)	d								1600									
Fratton (FTN)	d								1604									
Hilsea (HLS)	d								1608									
Cosham (CSA)	d								1613									
Portchester (PTC)	d								1618									
Fareham (FRM)	d								1624									
Botley (BOE)	d								1631									
Hedge End (HDE)	d								1636									
Eastleigh (ESL)	3 a								1642	1650	1707							1735
Eastleigh (ESL)	3 d								1643	1651	1711			1711				1745
Chandlers Ford (CFR)	d									1656								
Romsey (ROM)	a									1703								
Shawford (SHW)	d													1719				
Winchester (WIN)	d	1632			1648	1652								1718				1725
Micheldever (MIC)	d					1701												1731
Basingstoke (BSK)	a	1647				1711								1734				1741
Reading (RDG)	7 a	1707																1746
Fleet (FLE)	a					1722												1807
Farnborough (Main) (FNB)	a					1728												
Woking (WOK)	a					1721	1738											
Clapham Junction (CLJ)	10 a													1811				
London Waterloo (WAT)	15 a					1749	1804							1820				

**NOTES** (see introductory pages for explanation of train operator codes and standard symbols)

- a Arrival time
- d Departure time
- A To Manchester Piccadilly
- D From Salisbury
- G To Gloucester
- H Runs until 1 November
- J Runs from 4 November
- MFO Mondays and Fridays only

## Weymouth, Bournemouth, Yarmouth (IOW), Lymington, Southampton, Portsmouth and Fareham to Winchester and London

Mondays to Fridays from 23 September

Operator	SW	SW	SW	SW	SW	SW	SW	SW	SW	SW	XC A	SW	SW	SW	SW	SW	SW	SW	
Days of operation/Notes 1st Class/Reservations/Bus/Ferry Catering facilities	□	□	□	D	□	□	□	□	□	□	□ ◇ ⌘	🚢	□	□	□	D	□	□	
Weymouth (WEY)	d 1600																		
Upwey (UPW)	d																		
Dorchester West (DCW)	a																		
Dorchester South (DCH)	d 1610																		
Moreton (Dorset) (MTN)	d																		
Wool (WOO)	d																		
Wareham (WRM)	d 1626																		
Holton Heath (HOL)	d																		
Hamworthy (HAM)	d 1633																		
Poole (POO)	4 a 1638																		
Poole (POO)	4 d 1639																		
Parkstone (Dorset) (PKS)	d 1643																		
Branksome (BSM)	d 1646																		
Bournemouth (BMH)	a 1653																		
Bournemouth (BMH)	d 1657																		
Pokesdown (POK)	d																		
Christchurch (CHR)	d																		
Hinton Admiral (HNA)	d																		
New Milton (NWM)	d																		
Sway (SWY)	d																		
Yarmouth (I.O.W.) (YMH)	🚢 d																		
Lymington Pier (LYP)	🚢 a																		
Lymington Pier (LYP)	d																		
Lymington Town (LYT)	d																		
Brockenhurst (BCU)	3 a 1713																		
Brockenhurst (BCU)	3 d 1714																		
Beaulieu Road (BEU)	d																		
Ashurst New Forest (ANF)	d																		
Totton (TTN)	d																		
Redbridge (RDB)	d																		
Millbrook (Hants) (MBK)	d																		
Southampton Central (SOU)	a 1728																		
Southampton Central (SOU)	d 1730																		
St Denys (SDN)	d																		
Swaythling (SWG)	d																		
Southampton Airport Parkway (SOA)	← d 1738																		
Portsmouth Harbour (PMH)	🚢 d																		
Portsmouth & Southsea (PMS)	d																		
Fratton (FTN)	d																		
Hilsea (HLS)	d																		
Cosham (CSA)	d																		
Portchester (PTC)	d																		
Fareham (FRM)	d																		
Botley (BOE)	d																		
Hedge End (HDE)	d																		
Eastleigh (ESL)	3 a 1742																		
Eastleigh (ESL)	3 d 1743																		
Chandlers Ford (CFR)	d																		
Romsey (ROM)	a																		
Shawford (SHW)	d																		
Winchester (WIN)	d 1748																		
Micheldever (MIC)	d																		
Basingstoke (BSK)	a																		
Reading (RDG)	7 a																		
Fleet (FLE)	a																		
Farnborough (Main) (FNB)	a																		
Woking (WOK)	a 1820																		
Clapham Junction (CLJ)	10 a																		
London Waterloo (WAT)	15 a																		

NOTES (see introductory pages for explanation of train operator codes and standard symbols)

- a Arrival time
- d Departure time
- A To Manchester Piccadilly
- D From Salisbury

## Weymouth, Bournemouth, Yarmouth (IOW), Lymington, Southampton, Portsmouth and Fareham to Winchester and London

**Mondays to Fridays from 23 September**

Operator	SW	SW	SW	GW	XC	SW	SW	SW	SW	SW	SW	SW	SW	SW	SW	SW	XC
Days of operation/Notes 1st Class/Reservations/Bus/Ferry Catering facilities	□	□	□	K	A □◇ ♠	□	□	D	H	MFO	J	□	□	□	□	□	L □◇
Weymouth (WEY)	d	1717		1728		1800										1817	
Upwey (UPW)	d	1721		1733												1821	
Dorchester West (DCW)	a			1741													
Dorchester South (DCH)	d	1730				1810										1830	
Moreton (Dorset) (MTN)	d	1736														1836	
Wool (WOO)	d	1742														1842	
Wareham (WRM)	d	1751				1826										1851	
Holton Heath (HOL)	d	1754														1854	
Hamworthy (HAM)	d	1759				1833										1859	
Poole (POO)	4 a	1806				1838										1904	
Poole (POO)	4 d	1758	1807			1839									1858	1905	
Parkstone (Dorset) (PKS)	d	1802				1843									1902		
Branksome (BSM)	d	1806				1846									1906		
Bournemouth (BMH)	a	1811	1817			1853									1911	1916	
Bournemouth (BMH)	d	1820			1845	1857							1902	1920			1945
Pokesdown (POK)	d	1824											1906	1924			
Christchurch (CHR)	d	1828											1910	1928			
Hinton Admiral (HNA)	d												1915				
New Milton (NWM)	d	1835											1919	1935			
Sway (SWY)	d												1924				
Yarmouth (I.O.W.) (YMH)	d								1805	1805							
Lymington Pier (LYP)	a								1845	1845							
Lymington Pier (LYP)	d											1903					1933
Lymington Town (LYT)	d											1905					1935
Brockenhurst (BCU)	3 a	1843			1859	1913						1914	1929	1943			1944
Brockenhurst (BCU)	3 d	1844			1900	1914							1930	1944			
Beaulieu Road (BEU)	d																
Ashurst New Forest (ANF)	d												1939				
Totton (TTN)	d												1944				
Redbridge (RDB)	d							1927									
Millbrook (Hants) (MBK)	d							1931									
Southampton Central (SOU)	a	1858			1913	1928							1952	1958			2013
Southampton Central (SOU)	d	1900			1915	1930							1955	2000			2015
St Denys (SDN)	d																
Swaythling (SWG)	d																
Southampton Airport Parkway (SOA)	← d	1908			1923	1938							2003	2008			2023
Portsmouth Harbour (PMH)	d						1855										
Portsmouth & Southsea (PMS)	d						1900										
Fratton (FTN)	d						1904										
Hilsea (HLS)	d						1908										
Cosham (CSA)	d						1913										
Portchester (PTC)	d						1918										
Fareham (FRM)	d						1924										
Botley (BOE)	d						1931										
Hedge End (HDE)	d						1936										
Eastleigh (ESL)	3 a		←				1942	1950					2006		←		
Eastleigh (ESL)	3 d		1914				1943	1951					2011		2011		
Chandlers Ford (CFR)	d							1956					→				
Romsey (ROM)	a							2003									
Shawford (SHW)	d		1919													2016	
Winchester (WIN)	d	1918	1925		1931	1948	1952							2018	2021a		2032
Micheldever (MIC)	d						2001										
Basingstoke (BSK)	a	1934	1941		1946		2011							2034			2047
Reading (RDG)	7 a				2009												2107
Fleet (FLE)	a						2022										
Farnborough (Main) (FNB)	a						2028										
Woking (WOK)	a					2021	2038							2053			
Clapham Junction (CLJ)	10 a	2010												2116			
London Waterloo (WAT)	← 15 a	2019				2049	2105							2129			

**NOTES** (see introductory pages for explanation of train operator codes and standard symbols)

- a Arrival time
- d Departure time
- A To Manchester Piccadilly
- D From Salisbury
- H Runs until 1 November
- J Runs from 4 November
- K To Bristol Temple Meads
- L To Birmingham New Street
- MFO Mondays and Fridays only





**Weymouth, Bournemouth, Yarmouth (IOW), Lymington, Southampton, Portsmouth and Fareham to Winchester and London**

**Mondays to Fridays from 23 September**

Operator	SW	GW	SW	SW	SW	SW	SW	SW	SW	GW	SW	SW	SN	SW	SW	SW
Days of operation/Notes	□	K	□	□	☞	□	D	P	FX	Q	MFO	□	R	D	□	□
1st Class/Reservations/Bus/Ferry	□	□	□	□	□	□	□	□	□	□	□	□	□	□	□	□
Weymouth (WEY)	d	2005	2014						2057	2128					2207	2309
Upwey (UPW)	d	2009	2019						2101	2133					2211	2313
Dorchester West (DCW)	a		2027							2141						
Dorchester South (DCH)	d	2018							2109						2220	2321
Moreton (Dorset) (MTN)	d	2024							2115						2226	2327
Wool (WOO)	d	2030							2121						2232	2333
Wareham (WRM)	d	2040c							2130						2240	2342
Holton Heath (HOL)	d															
Hamworthy (HAM)	d	2046							2136						2247	2348
Poole (POO)	4 a	2051							2141						2252	2353
Poole (POO)	4 d	2052							2142						2253	2354
Parkstone (Dorset) (PKS)	d	2056							2146						2257	
Branksome (BSM)	d	2100							2150						2300	
Bournemouth (BMH)	a	2106							2156						2306	0003
Bournemouth (BMH)	d	2110							2210						2310	
Pokesdown (POK)	d	2114							2214						2314	
Christchurch (CHR)	d	2118							2218						2318	
Hinton Admiral (HNA)	d	2123							2223						2323	
New Milton (NWM)	d	2128							2228						2328	
Sway (SWY)	d	2132							2232						2332	
Yarmouth (I.O.W.) (YMH)	☞ d				2105						2150					
Lymington Pier (LYP)	☞ a				2145						2230					
Lymington Pier (LYP)	d			2133			2203						2236			
Lymington Town (LYT)	d			2135			2205						2238			
Brockenhurst (BCU)	3 a	2138		2144			2214		2238				2247		2338	
Brockenhurst (BCU)	3 d	2139							2239						2339	
Beaulieu Road (BEU)	d															
Ashurst New Forest (ANF)	d	2146							2246						2346	
Totton (TTN)	d	2151							2251						2351	
Redbridge (RDB)	d							2227						2316		
Millbrook (Hants) (MBK)	d							2231						2319		
Southampton Central (SOU)	a	2157						2234	2257					2322	2357	
Southampton Central (SOU)	d	2200						2236	2300				2311	2323		
St Denys (SDN)	d							2241						2328		
Swaythling (SWG)	d							2244						2331		
Southampton Airport Parkway (SOA)	← d	2208						2247	2308				2319	2334		
Portsmouth Harbour (PMH)	☞ d			2155												
Portsmouth & Southsea (PMS)	d			2200												
Fratton (FTN)	d			2204												
Hilsea (HLS)	d			2208												
Cosham (CSA)	d			2213												
Portchester (PTC)	d			2218												
Fareham (FRM)	d			2224												
Botley (BOE)	d			2231												
Hedge End (HDE)	d			2236												
Eastleigh (ESL)	3 a	2211		2242				2250	2311				2323	2338		
Eastleigh (ESL)	3 d	2212						2251	2312					2338		
Chandlers Ford (CFR)	d							2256						2343		
Romsey (ROM)	a							2304						2351		
Shawford (SHW)	d	2218							2318							
Winchester (WIN)	d	2224							2324							
Micheldever (MIC)	d								2333							
Basingstoke (BSK)	a	2240							2343							
Reading (RDG)	7 a															
Fleet (FLE)	a								0001							
Farnborough (Main) (FNB)	a								0006							
Woking (WOK)	a	2300							0018							
Clapham Junction (CLJ)	10 a	2320														
London Waterloo (WAT)	☞ 15 a	2330														

**NOTES** (see introductory pages for explanation of train operator codes and standard symbols)

- a Arrival time
- d Departure time
- c Arrives 3 minutes earlier
- D From Salisbury
- K To Bristol Temple Meads
- P Also calls at Hook 2351, Winchfield 2355 and Brookwood 0013
- Q To Westbury
- R To Littlehampton
- FX Not Fridays
- MFO Mondays and Fridays only

**Weymouth, Bournemouth, Yarmouth (IOW), Lymington, Southampton, Portsmouth and Fareham to Winchester and London**

**Saturdays until 21 September**

Operator	SW A	XC B	SW A	SW	SW C	SW	XC B	SW	SW D	SW	SW	SW	SW	SW	XC B	SW	SW
Days of operation/Notes 1st Class/Reservations/Bus/Ferry Catering facilities	□	□◇ ⚓	□	□	□	□	□◇ ⚓	□	□	□	□	□	□	□	□◇ ⚓	□	□
Weymouth (WEY)	d																0542
Upwey (UPW)	d																
Dorchester West (DCW)	a																
Dorchester South (DCH)	d																0552
Moreton (Dorset) (MTN)	d																
Wool (WOO)	d																0602
Wareham (WRM)	d																0610
Holton Heath (HOL)	d																0613
Hamworthy (HAM)	d																0618
Poole (POO)	4 a																0623
Poole (POO)	4 d									0528							0624
Parkstone (Dorset) (PKS)	d									0532							0628
Branksome (BSM)	d									0536							0631
Bournemouth (BMH)	a									0541							0637
Bournemouth (BMH)	d									0543					0633		0642
Pokesdown (POK)	d									0547							0646
Christchurch (CHR)	d									0551							0650
Hinton Admiral (HNA)	d									0556							0655
New Milton (NWM)	d									0600							0700
Sway (SWY)	d									0605							0705
Yarmouth (I.O.W.) (YMH)	d																
Lymington Pier (LYP)	a																
Lymington Pier (LYP)	d												0627				0657
Lymington Town (LYT)	d												0629				0659
Brockenhurst (BCU)	3 a									0610			0637				0709
Brockenhurst (BCU)	3 d									0611							0710
Beaulieu Road (BEU)	d																
Ashurst New Forest (ANF)	d									0618							0718
Totton (TTN)	d									0623							0723
Redbridge (RDB)	d									0616							
Millbrook (Hants) (MBK)	d									0620							
Southampton Central (SOU)	a									0624	0629		←		0704		0728
Southampton Central (SOU)	d	0511	0515		0530	0557	0616		0635	0630			0635		0700	0715	0730
St Denys (SDN)	d				0535				→				0640				
Swaythling (SWG)	d				0538								0643				
Southampton Airport Parkway (SOA)	← d	0519	0523		0541	0605	0624			0638			0646		0708	0723	0738
Portsmouth Harbour (PMH)	d							0540				0555					
Portsmouth & Southsea (PMS)	d							0544				0600					
Fratton (FTN)	d							0548				0604					
Hilsea (HLS)	d											0608					
Cosham (CSA)	d				0509			0556				0613					
Portchester (PTC)	d				0513							0618					
Fareham (FRM)	d				0520			0605				0624					
Botley (BOE)	d				0527							0632					
Hedge End (HDE)	d				0532							0636					
Eastleigh (ESL)	3 a	0523		←	0538	0545	0608		0618			0643	0650		0711		
Eastleigh (ESL)	3 d	0524		0524		0546	0609					0643	0650		0713		
Chandlers Ford (CFR)	d	→											0655				
Romsey (ROM)	a												0703				
Shawford (SHW)	d					0552						0649			0719		
Winchester (WIN)	d		0531	0536	0600c	0621	0632			0648	0655			0725	0733		0748
Micheldever (MIC)	d				0608						0704						
Basingstoke (BSK)	a		0546	0552	0618	0639	0647			0704	0714			0741	0748		
Reading (RDG)	7 a		0609				0706								0807		
Fleet (FLE)	a			0610		0640						0725					
Farnborough (Main) (FNB)	a			0615		0645						0731					
Woking (WOK)	a			0630		0658	0659				0723	0741					0821
Clapham Junction (CLJ)	10 a			0650		0728					0743			0822			
London Waterloo (WAT)	↻ 15 a			0659		0737	0729				0752	0806			0831		0848

**NOTES** (see introductory pages for explanation of train operator codes and standard symbols)

- a Arrival time
- d Departure time
- c Arrives 3 minutes earlier
- A Also calls at Hook 0601, Winchfield 0605 and Brookwood 0623
- B To Manchester Piccadilly
- C Also calls at Hook 0631, Winchfield 0635, Brookwood 0653, Weybridge 0705, Walton-On-Thames 0709 and Surbiton 0716
- D From Romsey

## Weymouth, Bournemouth, Yarmouth (IOW), Lymington, Southampton, Portsmouth and Fareham to Winchester and London

Saturdays until 21 September

Operator	SW	SW	SW	SW	SW	SW	GW	XC	SW	SW	SW	SW	SW	SW	SW	SW
Days of operation/Notes 1st Class/Reservations/Bus/Ferry Catering facilities	□	E □	□	□	□	□	F	B □◇ ⌘	E □	☒	□	□	□	E □	□	□
Weymouth (WEY)	d				0617		0638					0655				
Upwey (UPW)	d				0621		0643					0659				
Dorchester West (DCW)	a						0651									
Dorchester South (DCH)	d				0629							0707				
Moreton (Dorset) (MTN)	d				0636							0714				
Wool (WOO)	d				0642							0720				
Wareham (WRM)	d				0649							0727				
Holton Heath (HOL)	d				0653							0731				
Hamworthy (HAM)	d				0658							0736				
Poole (POO)	4 a				0702							0740				
Poole (POO)	4 d			0650								0741				
Parkstone (Dorset) (PKS)	d			0654								0745				
Branksome (BSM)	d			0657								0749				
Bournemouth (BMH)	a			0702								0754				
Bournemouth (BMH)	d			0705				0745				0759			0802	
Pokesdown (POK)	d			0709											0806	
Christchurch (CHR)	d			0713											0810	
Hinton Admiral (HNA)	d			0718											0815	
New Milton (NWM)	d			0722											0819	
Sway (SWY)	d			0727											0824	
Yarmouth (I.O.W.) (YMH)	☒ d										0700					
Lymington Pier (LYP)	☒ a										0740					
Lymington Pier (LYP)	d				0727							0757				0827
Lymington Town (LYT)	d				0729							0759				0829
Brockenhurst (BCU)	3 a			0732	0737	0743						0807	0813		0829	0837
Brockenhurst (BCU)	3 d			0733		0744							0814			0830
Beaulieu Road (BEU)	d															0835
Ashurst New Forest (ANF)	d				0740											0839
Totton (TTN)	d				0745											0844
Redbridge (RDB)	d			0721								0821				
Millbrook (Hants) (MBK)	d			0724								0824				
Southampton Central (SOU)	a			0730	0752		0758		0813	0827		0828		←	0852	
Southampton Central (SOU)	d			0735	0755		0800		0815	0835		0830			0835	0855
St Denys (SDN)	d				0740					→					0840	
Swaythling (SWG)	d				0743										0843	
Southampton Airport Parkway (SOA)	← d				0746	0803						0838			0846	0903
Portsmouth Harbour (PMH)	☒ d	0655											0755			
Portsmouth & Southsea (PMS)	d	0700											0800			
Fratton (FTN)	d	0704											0804			
Hilsea (HLS)	d	0708											0808			
Cosham (CSA)	d	0713											0813			
Portchester (PTC)	d	0718											0818			
Fareham (FRM)	d	0724											0824			
Botley (BOE)	d	0732											0832			
Hedge End (HDE)	d	0736											0836			
Eastleigh (ESL)	3 a	0743	0749	0806			←						0843	0849	0906	
Eastleigh (ESL)	3 d	0743	0750	0812			0812						0843	0850	0914	
Chandlers Ford (CFR)	d			0755	→									0855	→	
Romsey (ROM)	a			0803										0903		
Shawford (SHW)	d						0817									
Winchester (WIN)	d	0753				0818	0822a	0831				0848	0853			
Micheldever (MIC)	d	0801											0901			
Basingstoke (BSK)	a	0811				0834		0846					0911			
Reading (RDG)	7 a							0907								
Fleet (FLE)	a	0823												0923		
Farnborough (Main) (FNB)	a	0828												0928		
Woking (WOK)	a	0838										0920	0938			
Clapham Junction (CLJ)	10 a					0911										
London Waterloo (WAT)	☒ 15 a	0904				0920						0947	1003			

NOTES (see introductory pages for explanation of train operator codes and standard symbols)

- a Arrival time
- d Departure time
- B To Manchester Piccadilly
- E From Salisbury
- F To Gloucester

# Weymouth, Bournemouth, Yarmouth (IOW), Lymington, Southampton, Portsmouth and Fareham to Winchester and London

**Saturdays until 21 September**

Operator Days of operation/Notes 1st Class/Reservations/Bus/Ferry Catering facilities	SW	SW	SW	GW	XC	SW	SW	SW	SW	SW	SW	SW	SW	SW	XC	XC	SW
	0	0	0	F	B 1 ◇ ♠	0	0	0	E 0	0	0	0	0	0	G 1 ◇ ♠	H 1 ◇ ♠	0
Weymouth (WEY)	d	0720		0733			0803							0820			
Upwey (UPW)	d	0724		0738										0824			
Dorchester West (DCW)	a			0746													
Dorchester South (DCH)	d	0732					0813							0833			
Moreton (Dorset) (MTN)	d	0739												0839			
Wool (WOO)	d	0745												0845			
Wareham (WRM)	d	0753					0828							0853			
Holton Heath (HOL)	d	0756												0856			
Hamworthy (HAM)	d	0801					0835							0901			
Poole (POO)	4 a	0806					0839							0906			
Poole (POO)	4 d	0758	0807				0840						0858	0907			
Parkstone (Dorset) (PKS)	d	0802					0844							0902			
Branksome (BSM)	d	0806					0848							0906			
Bournemouth (BMH)	a	0811	0817				0854							0911	0917		
Bournemouth (BMH)	d	0822			0845		0859				0902			0922	0945	0945	
Pokesdown (POK)	d	0826									0906			0926			
Christchurch (CHR)	d	0830									0910			0930			
Hinton Admiral (HNA)	d										0915						
New Milton (NWM)	d	0837									0919			0937			
Sway (SWY)	d										0924						
Yarmouth (I.O.W.) (YMH)	d																0905
Lymington Pier (LYP)	a																0945
Lymington Pier (LYP)	d					0857						0927					
Lymington Town (LYT)	d					0859						0929					
Brockenhurst (BCU)	3 a	0843				0907	0913				0929	0937		0943	0959	0959	
Brockenhurst (BCU)	3 d	0844					0914				0930			0944	1000	1000	
Beaulieu Road (BEU)	d																
Ashurst New Forest (ANF)	d										0939						
Totton (TTN)	d										0944						
Redbridge (RDB)	d										0927						
Millbrook (Hants) (MBK)	d										0931						
Southampton Central (SOU)	a	0858			0913		0928				0934	0952		0958	1013	1013	
Southampton Central (SOU)	d	0900			0915		0930				0936	0955		1000	1015	1015	
St Denys (SDN)	d										0941						
Swaythling (SWG)	d										0944						
Southampton Airport Parkwy (SOA)	← d	0908			0923		0938				0947	1003		1008	1023	1023	
Portsmouth Harbour (PMH)	d							0855									
Portsmouth & Southsea (PMS)	d							0900									
Fratton (FTN)	d							0904									
Hilsea (HLS)	d							0908									
Cosham (CSA)	d							0913									
Portchester (PTC)	d							0918									
Fareham (FRM)	d							0924									
Botley (BOE)	d							0932									
Hedge End (HDE)	d							0936									
Eastleigh (ESL)	3 a		←					0943	0950	1006							
Eastleigh (ESL)	3 d		0914					0943	0951	1014				1014			
Chandlers Ford (CFR)	d								0956	←							
Romsey (ROM)	a								1003								
Shawford (SHW)	d		0919														1019
Winchester (WIN)	d	0918	0924a		0932		0948	0953						1018	1024a	1031	1031u
Micheldever (MIC)	d							1001									
Basingstoke (BSK)	a	0935			0947			1011						1034		1046	
Reading (RDG)	7 a				1007											1106	1106
Fleet (FLE)	a							1023									
Farnborough (Main) (FNB)	a							1028									
Woking (WOK)	a						1020	1038									
Clapham Junction (CLJ)	10 a	1011												1111			
London Waterloo (WAT)	15 a	1020					1047	1106						1120			

**NOTES** (see introductory pages for explanation of train operator codes and standard symbols)

- a Arrival time
- d Departure time
- u Stops to pick up only
- B To Manchester Piccadilly
- E From Salisbury
- F To Gloucester
- G Runs from 14 September. To Manchester Piccadilly
- H Runs until 7 September. To Manchester Piccadilly

# Weymouth, Bournemouth, Yarmouth (IOW), Lymington, Southampton, Portsmouth and Fareham to Winchester and London

**Saturdays** until 21 September

Operator	SW	SW	SW	SW	SW	SW	SW	SW	SW	SW	GW	XC	XC	SW	SW	SW	SW	SW	
Days of operation/Notes 1st Class/Reservations/Bus/Ferry Catering facilities	□	□	□	E □	□	□	□	□	□	□	F	H □◇ ⚓	G □◇ ⚓	⚓	□	□	□	E □	
Weymouth (WEY)	d	0903								0920		0930						1003	
Upwey (UPW)	d									0924		0935							
Dorchester West (DCW)	a											0943							
Dorchester South (DCH)	d	0913								0933								1013	
Moreton (Dorset) (MTN)	d									0939									
Wool (WOO)	d									0945									
Wareham (WRM)	d	0928								0953								1028	
Holton Heath (HOL)	d									0956									
Hamworthy (HAM)	d	0935								1001								1035	
Poole (POO)	4 a	0939								1006								1039	
Poole (POO)	4 d	0940								0958 1007								1040	
Parkstone (Dorset) (PKS)	d	0944								1002								1044	
Branksome (BSM)	d	0948								1006								1048	
Bournemouth (BMH)	a	0954								1011 1017								1054	
Bournemouth (BMH)	d	0959								1002			1045	1045				1059	
Pokesdown (POK)	d									1006									
Christchurch (CHR)	d									1010									
Hinton Admiral (HNA)	d									1015									
New Milton (NWM)	d									1019									
Sway (SWY)	d									1024									
Yarmouth (I.O.W.) (YMH)	d														1005				
Lymington Pier (LYP)	a														1045				
Lymington Pier (LYP)	d	0957								1027								1057	
Lymington Town (LYT)	d	0959								1029								1059	
Brockenhurst (BCU)	3 a	1007	1013							1029 1037								1107	1113
Brockenhurst (BCU)	3 d		1014							1030									1114
Beaulieu Road (BEU)	d									1035									
Ashurst New Forest (ANF)	d									1039									
Totton (TTN)	d									1044									
Redbridge (RDB)	d									1027									1127
Millbrook (Hants) (MBK)	d									1031									1131
Southampton Central (SOU)	a		1028							1034 1052				1113 1113				1128	1134
Southampton Central (SOU)	d		1030							1036 1055				1115 1115				1130	1136
St Denys (SDN)	d									1041									1141
Swaythling (SWG)	d									1044									1144
Southampton Airport Parkway (SOA)	← d		1038							1047 1103				1123 1123				1138	1147
Portsmouth Harbour (PMH)	d									0955									1055
Portsmouth & Southsea (PMS)	d									1000									1100
Fratton (FTN)	d									1004									1104
Hilsea (HLS)	d									1008									1108
Cosham (CSA)	d									1013									1113
Portchester (PTC)	d									1018									1118
Fareham (FRM)	d									1024									1124
Botley (BOE)	d									1032									1132
Hedge End (HDE)	d									1036									1136
Eastleigh (ESL)	3 a									1043 1050 1106									1143 1150
Eastleigh (ESL)	3 d									1043 1051 1114									1143 1151
Chandlers Ford (CFR)	d									1056									1156
Romsey (ROM)	a									1103									1203
Shawford (SHW)	d											1119							
Winchester (WIN)	d		1048	1053								1124a		1132u 1132				1148	1153
Micheldever (MIC)	d			1101															1201
Basingstoke (BSK)	a			1111								1134							1211
Reading (RDG)	7 a													1207 1207					
Fleet (FLE)	a																		1223
Farnborough (Main) (FNB)	a																		1228
Woking (WOK)	a																	1220	1238
Clapham Junction (CLJ)	10 a											1211							
London Waterloo (WAT)	Ⓜ 15 a											1224							1248 1306

**NOTES** (see introductory pages for explanation of train operator codes and standard symbols)

- a Arrival time
- d Departure time
- u Stops to pick up only
- E From Salisbury
- F To Gloucester
- G Runs from 14 September. To Manchester Piccadilly
- H Runs until 7 September. To Manchester Piccadilly

## Weymouth, Bournemouth, Yarmouth (IOW), Lymington, Southampton, Portsmouth and Fareham to Winchester and London

Saturdays until 21 September

Operator	SW	SW	SW	SW	SW	XC H	XC G	SW	SW	SW	SW	SW E	SW	SW	SW	SW	SW
Days of operation/Notes 1st Class/Reservations/Bus/Ferry Catering facilities	□	□	□	□	□	□◇ ⚓	□◇ ⚓	⚓	□	□	□	□	□	□	□	□	□
Weymouth (WEY)	d				1020						1103						1120
Upwey (UPW)	d				1024												1124
Dorchester West (DCW)	a																
Dorchester South (DCH)	d				1033						1113						1133
Moreton (Dorset) (MTN)	d				1039												1139
Wool (WOO)	d				1045												1145
Wareham (WRM)	d				1053						1128						1153
Holton Heath (HOL)	d				1056												1156
Hamworthy (HAM)	d				1101						1135						1201
Poole (POO)	4 a				1106						1139						1206
Poole (POO)	4 d				1058	1107					1140						1158 1207
Parkstone (Dorset) (PKS)	d				1102						1144						1202
Branksome (BSM)	d				1106						1148						1206
Bournemouth (BMH)	a				1111	1117					1154						1211 1217
Bournemouth (BMH)	d	1102			1122		1145	1145			1159			1202			1222
Pokesdown (POK)	d	1106			1126									1206			1226
Christchurch (CHR)	d	1110			1130									1210			1230
Hinton Admiral (HNA)	d	1115												1215			
New Milton (NWM)	d	1119			1137									1219			1237
Sway (SWY)	d	1124												1224			
Yarmouth (I.O.W.) (YMH)	d							1105									
Lymington Pier (LYP)	a							1145									
Lymington Pier (LYP)	d		1127						1157							1227	
Lymington Town (LYT)	d		1129						1159							1229	
Brockenhurst (BCU)	3 a	1129	1137		1143				1207	1213				1229	1237		1243
Brockenhurst (BCU)	3 d	1130			1144					1214				1230			1244
Beaulieu Road (BEU)	d													1235			
Ashurst New Forest (ANF)	d	1139												1239			
Totton (TTN)	d	1144												1244			
Redbridge (RDB)	d												1227				
Millbrook (Hants) (MBK)	d												1231				
Southampton Central (SOU)	a	1152			1158		1213	1213			1228		1234	1252			1258
Southampton Central (SOU)	d	1155			1200		1215	1215			1230		1236	1255			1300
St Denys (SDN)	d												1241				
Swaythling (SWG)	d												1244				
Southampton Airport Parkway (SOA)	← d	1203			1208		1223	1223			1238		1247	1303			1308
Portsmouth Harbour (PMH)	d											1155					
Portsmouth & Southsea (PMS)	d											1200					
Fratton (FTN)	d											1204					
Hilsea (HLS)	d											1208					
Cosham (CSA)	d											1213					
Portchester (PTC)	d											1218					
Fareham (FRM)	d											1224					
Botley (BOE)	d											1232					
Hedge End (HDE)	d											1236					
Eastleigh (ESL)	3 a	1206				←						1243	1250	1306			←
Eastleigh (ESL)	3 d	1214				1214						1243	1251	1314			1314
Chandlers Ford (CFR)	d	←											1256	←			
Romsey (ROM)	a												1303				
Shawford (SHW)	d				1219												1319
Winchester (WIN)	d				1224a	1231u	1231				1248	1253				1318	1324a
Micheldever (MIC)	d											1301					
Basingstoke (BSK)	a				1234							1311					1334
Reading (RDG)	7 a						1306	1306									
Fleet (FLE)	a											1323					
Farnborough (Main) (FNB)	a											1328					
Woking (WOK)	a										1320	1338					
Clapham Junction (CLJ)	10 a				1311												1411
London Waterloo (WAT)	15 a				1320						1349	1404					1420

NOTES (see introductory pages for explanation of train operator codes and standard symbols)

- a Arrival time
- d Departure time
- u Stops to pick up only
- E From Salisbury
- G Runs from 14 September. To Manchester Piccadilly
- H Runs until 7 September. To Manchester Piccadilly

Weymouth, Bournemouth, Yarmouth (IOW), Lymington, Southampton, Portsmouth and Fareham to Winchester and London

Saturdays until 21 September

Operator	GW	XC	SW	SW	SW	SW	SW	SW	SW	SW	SW	SW	XC	XC	SW	SW	SW
Days of operation/Notes 1st Class/Reservations/Bus/Ferry Catering facilities	F	B ◇	⚓	□	□	□	E □	□	□	□	□	□	H ◇	G ◇	⚓	□	□
Weymouth (WEY)	d	1130				1203											1303
Upwey (UPW)	d	1135															1303
Dorchester West (DCW)	a	1143															
Dorchester South (DCH)	d					1213											1313
Moreton (Dorset) (MTN)	d																1313
Wool (WOO)	d																1313
Wareham (WRM)	d					1228											1328
Holton Heath (HOL)	d																1328
Hamworthy (HAM)	d					1235											1335
Poole (POO)	4 a					1239											1339
Poole (POO)	4 d					1240											1340
Parkstone (Dorset) (PKS)	d					1244											1344
Branksome (BSM)	d					1248											1348
Bournemouth (BMH)	a					1254											1354
Bournemouth (BMH)	d		1245			1259			1302				1322	1345	1345		1359
Pokesdown (POK)	d								1306				1326				
Christchurch (CHR)	d								1310				1330				
Hinton Admiral (HNA)	d								1315								
New Milton (NWM)	d								1319				1337				
Sway (SWY)	d								1324								
Yarmouth (I.O.W.) (YMH)	⚓ d			1205													1305
Lymington Pier (LYP)	⚓ a			1245													1345
Lymington Pier (LYP)	d					1257						1327					1357
Lymington Town (LYT)	d					1259						1329					1359
Brockenhurst (BCU)	3 a					1307	1313				1329	1337	1343				1413
Brockenhurst (BCU)	3 d						1314				1330		1344				1414
Beaulieu Road (BEU)	d																
Ashurst New Forest (ANF)	d										1339						
Totton (TTN)	d										1344						
Redbridge (RDB)	d								1327								
Millbrook (Hants) (MBK)	d								1331								
Southampton Central (SOU)	a		1313			1328			1334	1352			1358	1413	1413		1428
Southampton Central (SOU)	d		1315			1330			1336	1355			1400	1415	1415		1430
St Denys (SDN)	d								1341								
Swaythling (SWG)	d								1344								
Southampton Airport Parkway (SOA)	← d		1323			1338			1347	1403			1408	1423	1423		1438
Portsmouth Harbour (PMH)	⚓ d							1255									
Portsmouth & Southsea (PMS)	d							1300									
Fratton (FTN)	d							1304									
Hilsea (HLS)	d							1308									
Cosham (CSA)	d							1313									
Portchester (PTC)	d							1318									
Fareham (FRM)	d							1324									
Botley (BOE)	d							1332									
Hedge End (HDE)	d							1336									
Eastleigh (ESL)	3 a							1343	1350	1406							
Eastleigh (ESL)	3 d							1343	1351	1414				1414			
Chandlers Ford (CFR)	d								1356	→							
Romsey (ROM)	a								1403								
Shawford (SHW)	d														1419		
Winchester (WIN)	d		1332			1348	1353						1418	1424a	1431u	1431	1448
Micheldever (MIC)	d						1401										
Basingstoke (BSK)	a		1347				1411						1434			1446	
Reading (RDG)	7 a		1409												1505	1505	
Fleet (FLE)	a						1425										
Farnborough (Main) (FNB)	a						1431										
Woking (WOK)	a					1420	1441										1520
Clapham Junction (CLJ)	10 a												1511				
London Waterloo (WAT)	⚓ 15 a					1449	1506						1520				1549

NOTES (see introductory pages for explanation of train operator codes and standard symbols)

- a Arrival time
- d Departure time
- u Stops to pick up only
- B To Manchester Piccadilly
- E From Salisbury
- F To Gloucester
- G Runs from 14 September. To Manchester Piccadilly
- H Runs until 7 September. To Manchester Piccadilly

**Weymouth, Bournemouth, Yarmouth (IOW), Lymington, Southampton, Portsmouth and Fareham to Winchester and London**

**Saturdays until 21 September**

Operator	SW	SW	SW	SW	SW	SW	SW	GW	XC	SW	SW	SW	SW	SW	SW	SW
Days of operation/Notes 1st Class/Reservations/Bus/Ferry Catering facilities	□	E □	□	□	□	□	□	F	B □◇ ⚓	⚓	□	□	□	E □	□	□
Weymouth (WEY)	d					1320		1330					1403			
Upwey (UPW)	d					1324		1335								
Dorchester West (DCW)	a							1343								
Dorchester South (DCH)	d					1333							1413			
Moreton (Dorset) (MTN)	d					1339										
Wool (WOO)	d					1345										
Wareham (WRM)	d					1353							1428			
Holton Heath (HOL)	d					1356										
Hamworthy (HAM)	d					1401							1435			
Poole (POO)	4 a					1406							1439			
Poole (POO)	4 d					1358	1407						1440			
Parkstone (Dorset) (PKS)	d					1402							1444			
Branksome (BSM)	d					1406							1448			
Bournemouth (BMH)	a					1411	1417						1454			
Bournemouth (BMH)	d			1402		1422			1445				1459			1502
Pokesdown (POK)	d			1406		1426										1506
Christchurch (CHR)	d			1410		1430										1510
Hinton Admiral (HNA)	d			1415												1515
New Milton (NWM)	d			1419		1437										1519
Sway (SWY)	d			1424												1524
Yarmouth (I.O.W.) (YMH)	⚓ d									1405						
Lymington Pier (LYP)	⚓ a									1445						
Lymington Pier (LYP)	d				1427						1457					1527
Lymington Town (LYT)	d				1429						1459					1529
Brockenhurst (BCU)	3 a			1429	1437	1443					1507	1513			1529	1537
Brockenhurst (BCU)	3 d			1430		1444						1514			1530	
Beaulieu Road (BEU)	d			1435												
Ashurst New Forest (ANF)	d			1439											1539	
Totton (TTN)	d			1444											1544	
Redbridge (RDB)	d		1427													1527
Millbrook (Hants) (MBK)	d		1431													1531
Southampton Central (SOU)	a		1434	1452		1458			1513			1528		1534	1552	
Southampton Central (SOU)	d		1436	1455		1500			1515			1530		1536	1555	
St Denys (SDN)	d		1441												1541	
Swaythling (SWG)	d		1444												1544	
Southampton Airport Parkway (SOA)	← d		1447	1503		1508			1523			1538		1547	1603	
Portsmouth Harbour (PMH)	⚓ d	1355											1455			
Portsmouth & Southsea (PMS)	d	1400											1500			
Fratton (FTN)	d	1404											1504			
Hilsea (HLS)	d	1408											1508			
Cosham (CSA)	d	1413											1513			
Portchester (PTC)	d	1418											1518			
Fareham (FRM)	d	1424											1524			
Botley (BOE)	d	1432											1532			
Hedge End (HDE)	d	1436											1536			
Eastleigh (ESL)	3 a	1443	1450	1506				←					1543	1550	1607	
Eastleigh (ESL)	3 d	1443	1451	1514				1514					1543	1551	1614	
Chandlers Ford (CFR)	d		1456	→										1556	→	
Romsey (ROM)	a		1503											1603		
Shawford (SHW)	d							1519								
Winchester (WIN)	d	1453				1518	1524a		1533			1548	1553			
Micheldever (MIC)	d	1501											1601			
Basingstoke (BSK)	a	1511				1534			1548				1611			
Reading (RDG)	7 a								1606							
Fleet (FLE)	a	1523												1623		
Farnborough (Main) (FNB)	a	1528												1628		
Woking (WOK)	a	1538										1620	1638			
Clapham Junction (CLJ)	10 a					1610										
London Waterloo (WAT)	⚓ 15 a	1604				1619							1648	1704		

**NOTES** (see introductory pages for explanation of train operator codes and standard symbols)

- a Arrival time
- d Departure time
- B To Manchester Piccadilly
- E From Salisbury
- F To Gloucester



Weymouth, Bournemouth, Yarmouth (IOW), Lymington, Southampton, Portsmouth and Fareham to Winchester and London

Saturdays until 21 September

Operator	SW	SW	SW	XC B B	SW	SW	SW	SW	SW E	SW	SW	SW	SW	SW	GW F	XC B B	SW
Days of operation/Notes 1st Class/Reservations/Bus/Ferry Catering facilities	□	□	□	□◇ ⚓	⚓	□	□	□	□	□	□	□	□	□	□	□◇ ⚓	⚓
Weymouth (WEY)	d	1420					1503						1520		1530		
Upwey (UPW)	d	1424											1524		1535		
Dorchester West (DCW)	a														1543		
Dorchester South (DCH)	d	1433					1513						1533				
Moreton (Dorset) (MTN)	d	1439											1539				
Wool (WOO)	d	1445											1545				
Wareham (WRM)	d	1453					1528						1553				
Holton Heath (HOL)	d	1456											1556				
Hamworthy (HAM)	d	1501					1535						1601				
Poole (POO)	4 a	1506					1539						1606				
Poole (POO)	4 d	1458	1507				1540						1558	1607			
Parkstone (Dorset) (PKS)	d	1502					1544						1602				
Branksome (BSM)	d	1506					1548						1606				
Bournemouth (BMH)	a	1511	1517				1554						1611	1617			
Bournemouth (BMH)	d	1522		1545			1559			1602		1622				1645	
Pokesdown (POK)	d	1526								1606		1626					
Christchurch (CHR)	d	1530								1610		1630					
Hinton Admiral (HNA)	d									1615							
New Milton (NWM)	d	1537								1619		1637					
Sway (SWY)	d									1624							
Yarmouth (I.O.W.) (YMH)	⚓ d				1505												1605
Lymington Pier (LYP)	⚓ a				1545												1645
Lymington Pier (LYP)	d					1557						1627					
Lymington Town (LYT)	d					1559						1629					
Brockenhurst (BCU)	3 a	1543				1607	1613					1629	1637	1643			
Brockenhurst (BCU)	3 d	1544					1614					1630		1644			
Beaulieu Road (BEU)	d											1635					
Ashurst New Forest (ANF)	d											1639					
Totton (TTN)	d											1644					
Redbridge (RDB)	d									1627							
Millbrook (Hants) (MBK)	d									1631							
Southampton Central (SOU)	a	1558		1613			1628		1634	1652		1658				1713	
Southampton Central (SOU)	d	1600		1615			1630		1636	1655		1700				1715	
St Denys (SDN)	d									1641							
Swaythling (SWG)	d									1644							
Southampton Airport Parkway (SOA)	⚓ d	1608		1623			1638		1647	1703		1708				1723	
Portsmouth Harbour (PMH)	⚓ d							1555									
Portsmouth & Southsea (PMS)	d							1600									
Fratton (FTN)	d							1604									
Hilsea (HLS)	d							1608									
Cosham (CSA)	d							1613									
Portchester (PTC)	d							1618									
Fareham (FRM)	d							1624									
Botley (BOE)	d							1632									
Hedge End (HDE)	d							1636									
Eastleigh (ESL)	3 a			←				1643	1650	1706				←			
Eastleigh (ESL)	3 d			1614				1643	1651	1714				1714			
Chandlers Ford (CFR)	d								1656	→							
Romsey (ROM)	a								1703								
Shawford (SHW)	d			1620												1719	
Winchester (WIN)	d	1618	1625a	1631			1648	1653				1718	1724a			1732	
Micheldever (MIC)	d							1701									
Basingstoke (BSK)	a	1634		1646				1711				1734				1747	
Reading (RDG)	7 a			1706												1808	
Fleet (FLE)	a							1723									
Farnborough (Main) (FNB)	a							1728									
Woking (WOK)	a						1720	1738									
Clapham Junction (CLJ)	10 a	1711										1811					
London Waterloo (WAT)	⚓ 15 a	1720					1748	1804				1820					

NOTES (see introductory pages for explanation of train operator codes and standard symbols)

- a Arrival time
- d Departure time
- B To Manchester Piccadilly
- E From Salisbury
- F To Gloucester

**Weymouth, Bournemouth, Yarmouth (IOW), Lymington, Southampton, Portsmouth and Fareham to Winchester and London**

**Saturdays until 21 September**

Operator	SW	SW	SW	SW	SW	SW	SW	SW	SW	SW	XC	XC	SW	SW	SW	SW	SW	
Days of operation/Notes 1st Class/Reservations/Bus/Ferry Catering facilities	□	□	□	E □	□	□	□	□	□	□	H □◇ ⚓	G □◇ ⚓	⚓	□	□	□	E □	
Weymouth (WEY)	d	1603								1620							1703	
Upwey (UPW)	d									1624								
Dorchester West (DCW)	a																	
Dorchester South (DCH)	d	1613								1633							1713	
Moreton (Dorset) (MTN)	d									1639								
Wool (WOO)	d									1645								
Wareham (WRM)	d	1628								1653							1728	
Holton Heath (HOL)	d									1656								
Hamworthy (HAM)	d	1635								1701							1735	
Poole (POO)	4 a	1639								1706							1739	
Poole (POO)	4 d	1640								1658 1707							1740	
Parkstone (Dorset) (PKS)	d	1644								1702							1744	
Branksome (BSM)	d	1648								1706							1748	
Bournemouth (BMH)	a	1654								1711 1717							1754	
Bournemouth (BMH)	d	1659						1702		1722		1745 1745					1759	
Pokesdown (POK)	d							1706		1726								
Christchurch (CHR)	d							1710		1730								
Hinton Admiral (HNA)	d							1715										
New Milton (NWM)	d							1719		1737								
Sway (SWY)	d							1724										
Yarmouth (I.O.W.) (YMH)	⚓ d													1705				
Lymington Pier (LYP)	⚓ a													1745				
Lymington Pier (LYP)	d	1657								1727						1757		
Lymington Town (LYT)	d	1659								1729						1759		
Brockenhurst (BCU)	3 a	1707	1713					1729	1737	1743						1807	1813	
Brockenhurst (BCU)	3 d		1714					1730		1744							1814	
Beaulieu Road (BEU)	d																	
Ashurst New Forest (ANF)	d							1739										
Totton (TTN)	d							1744										
Redbridge (RDB)	d					1727												1827
Millbrook (Hants) (MBK)	d					1731												1831
Southampton Central (SOU)	a	1728				1734		1752		1758		1813 1813				1828		1834
Southampton Central (SOU)	d	1730				1736	1741	1755		1800		1815 1815				1830		1836
St Denys (SDN)	d					1741	1746											1841
Swaythling (SWG)	d					1744	1749											1844
Southampton Airport Parkwy (SOA)	⚓ d	1738				1747	1752	1803		1808		1823 1823				1838		1847
Portsmouth Harbour (PMH)	⚓ d					1655												1755
Portsmouth & Southsea (PMS)	d					1700												1800
Fratton (FTN)	d					1704												1804
Hilsea (HLS)	d					1708												1808
Cosham (CSA)	d					1713												1813
Portchester (PTC)	d					1718												1818
Fareham (FRM)	d					1724												1824
Botley (BOE)	d					1732												1832
Hedge End (HDE)	d					1736												1836
Eastleigh (ESL)	3 a					1743	1750	1756	1806									1843 1850
Eastleigh (ESL)	3 d					1743	1751	1759	1814				1814					1843 1851
Chandlers Ford (CFR)	d					1756												1856
Romsey (ROM)	a					1803												1903
Shawford (SHW)	d							1804					1819					
Winchester (WIN)	d	1748	1753					1810		1818	1824a	1831u 1831				1848	1853	
Micheldever (MIC)	d					1801		1819										1901
Basingstoke (BSK)	a					1811		1829		1834								1911
Reading (RDG)	7 a												1906 1906					
Fleet (FLE)	a					1823												1923
Farnborough (Main) (FNB)	a					1828												1928
Woking (WOK)	a	1820	1838														1920	1938
Clapham Junction (CLJ)	10 a									1911								
London Waterloo (WAT)	15 a	1847	1904							1920							1947	2004

**NOTES** (see introductory pages for explanation of train operator codes and standard symbols)

- a Arrival time
- d Departure time
- u Stops to pick up only
- E From Salisbury
- G Runs from 14 September. To Manchester Piccadilly
- H Runs until 7 September. To Manchester Piccadilly

Weymouth, Bournemouth, Yarmouth (IOW), Lymington, Southampton, Portsmouth and Fareham to Winchester and London

Saturdays until 21 September

Operator	SW	SW	SW	SW	SW	GW	XC	XC	SW	SW	SW	SW	SW	SW	SW	SW	SW
Days of operation/Notes 1st Class/Reservations/Bus/Ferry Catering facilities	□	□	□	□	□	J	H ◇	G ◇	🚢	□	□	□	E □	□	□	□	□
Weymouth (WEY)	d			1720		1735						1803					1820
Upwey (UPW)	d			1724		1740											1824
Dorchester West (DCW)	a					1748											
Dorchester South (DCH)	d			1733								1813					1833
Moreton (Dorset) (MTN)	d			1739													1839
Wool (WOO)	d			1745													1845
Wareham (WRM)	d			1753								1828					1853
Holton Heath (HOL)	d			1756													1856
Hamworthy (HAM)	d			1801								1835					1901
Poole (POO)	4 a			1806								1839					1906
Poole (POO)	4 d			1758 1807								1840					1858 1907
Parkstone (Dorset) (PKS)	d			1802								1844					1902
Branksome (BSM)	d			1806								1848					1906
Bournemouth (BMH)	a			1811 1817								1854					1911 1917
Bournemouth (BMH)	d	1802		1822			1845 1845					1859			1902		1922
Pokesdown (POK)	d	1806		1826											1906		1926
Christchurch (CHR)	d	1810		1830											1910		1930
Hinton Admiral (HNA)	d	1815													1915		
New Milton (NWM)	d	1819		1837											1919		1937
Sway (SWY)	d	1824													1924		
Yarmouth (I.O.W.) (YMH)	🚢 d								1805								
Lymington Pier (LYP)	🚢 a								1845								
Lymington Pier (LYP)	d		1827							1857						1927	
Lymington Town (LYT)	d		1829							1859					1929		
Brockenhurst (BCU)	3 a	1829	1837	1843						1907	1913			1929	1937	1943	
Brockenhurst (BCU)	3 d	1830		1844							1914			1930			1944
Beaulieu Road (BEU)	d	1835															
Ashurst New Forest (ANF)	d	1839													1939		
Totton (TTN)	d	1844													1944		
Redbridge (RDB)	d													1927			
Millbrook (Hants) (MBK)	d													1931			
Southampton Central (SOU)	a	1852		1858			1913 1913				1928		1934	1952			1958
Southampton Central (SOU)	d	1855		1900			1915 1915				1930		1936	1955			2000
St Denys (SDN)	d													1941			
Swaythling (SWG)	d													1944			
Southampton Airport Parkway (SOA) ↵	d	1903		1908			1923 1923				1938		1947	2003			2008
Portsmouth Harbour (PMH)	🚢 d											1855					
Portsmouth & Southsea (PMS)	d											1900					
Fratton (FTN)	d											1904					
Hilsea (HLS)	d											1908					
Cosham (CSA)	d											1913					
Portchester (PTC)	d											1918					
Fareham (FRM)	d											1924					
Botley (BOE)	d											1932					
Hedge End (HDE)	d											1936					
Eastleigh (ESL)	3 a	1906			←							1943	1950	2006			
Eastleigh (ESL)	3 d	1914			1914							1943	1951	2014			
Chandlers Ford (CFR)	d	↵											1956	↵			
Romsey (ROM)	a												2003				
Shawford (SHW)	d				1919												
Winchester (WIN)	d			1918	1924a		1932 1932				1948	1953					2018
Micheldever (MIC)	d											2001					
Basingstoke (BSK)	a			1934				1947				2013					2034
Reading (RDG)	7 a						2010 2010										
Fleet (FLE)	a												2025				
Farnborough (Main) (FNB)	a												2030				
Woking (WOK)	a											2020	2040				
Clapham Junction (CLJ)	10 a			2011													2111
London Waterloo (WAT)	🚉 15 a			2020								2046	2109				2120

NOTES (see introductory pages for explanation of train operator codes and standard symbols)

- a Arrival time
- d Departure time
- E From Salisbury
- G Runs from 14 September. To Manchester Piccadilly
- H Runs until 7 September. To Manchester Piccadilly
- J To Bristol Temple Meads

## Weymouth, Bournemouth, Yarmouth (IOW), Lymington, Southampton, Portsmouth and Fareham to Winchester and London

**Saturdays until 21 September**

Operator Days of operation/Notes 1st Class/Reservations/Bus/Ferry	SW	GW	XC	SW	SW	SW	SW	SW	SW	SW	SW	SW	SW	GW	SW	SW	SW	SW
	□	K	L	☐	☐	☐	M	E	☐	☐	☐	☐	N	☐	☐	☐	☐	P
Weymouth (WEY)	d	1845				1903								1920	1932			
Upwey (UPW)	d	1850												1924	1937			
Dorchester West (DCW)	a	1858													1945			
Dorchester South (DCH)	d					1913									1933			
Moreton (Dorset) (MTN)	d														1939			
Wool (WOO)	d														1945			
Wareham (WRM)	d					1928									1953			
Holton Heath (HOL)	d														1956			
Hamworthy (HAM)	d					1935									2001			
Poole (POO)	4 a					1939									2006			
Poole (POO)	4 d					1940								1958	2007			2040
Parkstone (Dorset) (PKS)	d					1944								2002				2044
Branksome (BSM)	d					1948								2006				2048
Bournemouth (BMH)	a					1954								2011	2017			2054
Bournemouth (BMH)	d		1945			1959				2002				2022				2059
Pokesdown (POK)	d									2006				2026				
Christchurch (CHR)	d									2010				2030				
Hinton Admiral (HNA)	d									2015								
New Milton (NWM)	d									2019				2037				
Sway (SWY)	d									2024								
Yarmouth (I.O.W.) (YMH)	☐ d			1905											2005			
Lymington Pier (LYP)	☐ a			1945											2045			
Lymington Pier (LYP)	d				1957							2027					2057	
Lymington Town (LYT)	d				1959							2029					2059	
Brockenhurst (BCU)	3 a		1959		2007	2013						2029	2037	2043			2107	2113
Brockenhurst (BCU)	3 d		2000			2014						2030		2044				2114
Beaulieu Road (BEU)	d											2035						
Ashurst New Forest (ANF)	d											2039						
Totton (TTN)	d											2044						
Redbridge (RDB)	d									2027								
Millbrook (Hants) (MBK)	d									2031								
Southampton Central (SOU)	a		2013			2028				2034	2052			2058				2128
Southampton Central (SOU)	d		2015			2030				2036	2055			2100				2130
St Denys (SDN)	d									2041								
Swaythling (SWG)	d									2044								
Southampton Airport Parkwy (SOA) ↔	d		2023			2038				2047	2103			2108				2138
Portsmouth Harbour (PMH)	☐ d							1955										2055
Portsmouth & Southsea (PMS)	d							2000										2100
Fratton (FTN)	d							2004										2104
Hilsea (HLS)	d							2008										2108
Cosham (CSA)	d							2013										2113
Portchester (PTC)	d							2018										2118
Fareham (FRM)	d							2024										2124
Botley (BOE)	d							2032										2132
Hedge End (HDE)	d							2036										2136
Eastleigh (ESL)	3 a	←						2043	2050	2106								2143
Eastleigh (ESL)	3 d	2014						2043	2051	2114								2144
Chandlers Ford (CFR)	d								2056									
Romsey (ROM)	a								2103									
Shawford (SHW)	d	2019								2119								
Winchester (WIN)	d	2024a	2032			2048	2053			2124a				2118				2148
Micheldever (MIC)	d						2101											2202
Basingstoke (BSK)	a		2047				2117							2134				2215
Reading (RDG)	7 a		2106															
Fleet (FLE)	a						2140											2240
Farnborough (Main) (FNB)	a						2145											2245
Woking (WOK)	a					2120	2158							2154				2219
Clapham Junction (CLJ)	10 a						2229							2214				2258
London Waterloo (WAT)	15 a					2149	2239							2223				2327
																		2244
																		2336

### NOTES (see introductory pages for explanation of train operator codes and standard symbols)

- a Arrival time
- d Departure time
- E From Salisbury
- K Runs until 7 September. To Bristol Temple Meads
- L To Birmingham New Street
- M Also calls at Hook 2131, Winchfield 2135, Brookwood 2153, Weybridge 2205, Walton-On-Thames 2209 and Surbiton 2215
- N Runs until 7 September. To Swindon
- P Also calls at Hook 2231, Winchfield 2235, Brookwood 2253, Weybridge 2305, Walton-On-Thames 2309 and Surbiton 2316

Weymouth, Bournemouth, Yarmouth (IOW), Lymington, Southampton, Portsmouth and Fareham to Winchester and London

Saturdays until 21 September

Operator	SW E	GW Q	SW	SW	GW J	SW	SW	SW	SW	SW E	SW R	SW	SW	SW	SW	SW	
Days of operation/Notes 1st Class/Reservations/Bus/Ferry	□	□	□	□	□	□	□	□	□	□	□	□	□	□	□	□	
Weymouth (WEY)	d			2010	2040	2058										2210	2310
Upwey (UPW)	d			2014	2045	2102										2214	2314
Dorchester West (DCW)	a				2053												
Dorchester South (DCH)	d			2022		2110										2222	2322
Moreton (Dorset) (MTN)	d			2028		2116										2228	2328
Wool (WOO)	d			2034		2122										2234	2334
Wareham (WRM)	d			2042		2130										2242	2342
Holton Heath (HOL)	d																
Hamworthy (HAM)	d			2048		2136										2248	2348
Poole (POO)	4 a			2053		2141										2253	2353
Poole (POO)	4 d			2054		2142					2154					2254	2354
Parkstone (Dorset) (PKS)	d			2058		2146					2158					2258	
Branksome (BSM)	d			2101		2149					2201					2301	
Bournemouth (BMH)	a			2107		2155					2207					2307	0003
Bournemouth (BMH)	d			2112		2159					2212					2312	
Pokesdown (POK)	d			2116							2216					2316	
Christchurch (CHR)	d			2120							2220					2320	
Hinton Admiral (HNA)	d			2125							2225					2325	
New Milton (NWM)	d			2129							2229					2329	
Sway (SWY)	d			2134							2234					2334	
Yarmouth (I.O.W.) (YMH)	d						2105					2150					
Lymington Pier (LYP)	a						2145					2230					
Lymington Pier (LYP)	d		2127						2203					2236			
Lymington Town (LYT)	d		2129						2205					2238			
Brockenhurst (BCU)	3 a		2137	2138		2213			2213			2238		2246		2338	
Brockenhurst (BCU)	3 d			2140		2214					2239					2339	
Beaulieu Road (BEU)	d																
Ashurst New Forest (ANF)	d			2147							2247					2347	
Totton (TTN)	d			2152							2252					2352	
Redbridge (RDB)	d	2127									2227						
Millbrook (Hants) (MBK)	d	2131									2231						
Southampton Central (SOU)	a	2134		2158		2228					2234	2257				2357	
Southampton Central (SOU)	d	2136		2200		2230					2235	2300				2359	
St Denys (SDN)	d	2141									2240					0004	
Swaythling (SWG)	d	2144									2243					0007	
Southampton Airport Parkwy (SOA)	d	2147		2208		2238					2246	2308				0010	
Portsmouth Harbour (PMH)	d		2123							2155						2324	
Portsmouth & Southsea (PMS)	d		2127							2200						2328	
Fratton (FTN)	d		2131							2204						2332	
Hilsea (HLS)	d									2208						2336	
Cosham (CSA)	d									2213						2342	
Portchester (PTC)	d									2218						2347	
Fareham (FRM)	d		2148							2224						2353	
Botley (BOE)	d									2232						0001	
Hedge End (HDE)	d									2236						0005	
Eastleigh (ESL)	3 a	2150	2201	2211		2242				2243	2250	2311			0011	0014	
Eastleigh (ESL)	3 d	2151		2212		2247					2250	2312			0018		
Chandlers Ford (CFR)	d	2156									2255						
Romsey (ROM)	a	2203									2303						
Shawford (SHW)	d			2217								2319					
Winchester (WIN)	d			2223		2256						2325			0028a		
Micheldever (MIC)	d											2333					
Basingstoke (BSK)	a			2239		2312						2343					
Reading (RDG)	7 a																
Fleet (FLE)	a											0001					
Farnborough (Main) (FNB)	a											0006					
Woking (WOK)	a			2300		2334						0018					
Clapham Junction (CLJ)	10 a			2323		0002						0053					
London Waterloo (WAT)	15 a			2332		0012						0103					

NOTES (see introductory pages for explanation of train operator codes and standard symbols)

- a Arrival time
- d Departure time
- E From Salisbury
- J To Bristol Temple Meads
- Q To Westbury
- R Also calls at Hook 2351, Winchfield 2355, Brookwood 0013, West Byfleet 0024, Weybridge 0029, Walton-On-Thames 0033, Surbiton 0039 and Wimbledon 0047

**Weymouth, Bournemouth, Yarmouth (IOW), Lymington, Southampton, Portsmouth and Fareham to Winchester and London**

**Saturdays from 28 September**

Operator	SW A	XC B	SW A	SW	SW C	SW	XC B	SW	SW D	SW	SW	SW	SW	SW	XC B	SW	SW
Days of operation/Notes 1st Class/Reservations/Bus/Ferry Catering facilities	□	□◇ ⚓	□	□	□	□	□◇ ⚓	□	□	□	□	□	□	□	□◇ ⚓	□	□
Weymouth (WEY)	d																0537
Upwey (UPW)	d																
Dorchester West (DCW)	a																
Dorchester South (DCH)	d																0547
Moreton (Dorset) (MTN)	d																
Wool (WOO)	d																0557
Wareham (WRM)	d																0606
Holton Heath (HOL)	d																0609
Hamworthy (HAM)	d																0614
Poole (POO)	4 a																0620
Poole (POO)	4 d									0525							0621
Parkstone (Dorset) (PKS)	d									0529							0625
Branksome (BSM)	d									0533							0628
Bournemouth (BMH)	a									0538							0634
Bournemouth (BMH)	d									0540					0633		0639
Pokesdown (POK)	d									0544							0643
Christchurch (CHR)	d									0548							0647
Hinton Admiral (HNA)	d									0553							0652
New Milton (NWM)	d									0557							0657
Sway (SWY)	d									0602							0702
Yarmouth (I.O.W.) (YMH)	d	⚓															
Lymington Pier (LYP)	a	⚓															
Lymington Pier (LYP)	d													0627			
Lymington Town (LYT)	d													0629			
Brockenhurst (BCU)	3 a									0608				0637			0707
Brockenhurst (BCU)	3 d									0609							0708
Beaulieu Road (BEU)	d																
Ashurst New Forest (ANF)	d									0616							0716
Totton (TTN)	d									0621							0721
Redbridge (RDB)	d									0616							
Millbrook (Hants) (MBK)	d									0620							
Southampton Central (SOU)	a									0624	0629		←		0704	0728	
Southampton Central (SOU)	d	0508	0515		0526	0557	0616		0635	0630			0635		0700	0715	0730
St Denys (SDN)	d				0531				→				0640				
Swaythling (SWG)	d				0535								0643				
Southampton Airport Parkway (SOA)	← d	0516	0523		0538	0605	0624			0638			0646		0708	0723	0738
Portsmouth Harbour (PMH)	d							0540				0555					0655
Portsmouth & Southsea (PMS)	d							0544				0600					0700
Fratton (FTN)	d							0548				0604					0704
Hilsea (HLS)	d											0608					0708
Cosham (CSA)	d				0509				0556			0613					0713
Portchester (PTC)	d				0513							0618					0718
Fareham (FRM)	d				0520				0605			0624					0724
Botley (BOE)	d				0527							0632					0732
Hedge End (HDE)	d				0532							0636					0736
Eastleigh (ESL)	3 a	0520		←	0538	0542	0608		0618			0643	0650		0711		0743
Eastleigh (ESL)	3 d	0524		0524		0543	0609					0643	0650		0713		0743
Chandlers Ford (CFR)	d	→											0655				
Romsey (ROM)	a												0703				
Shawford (SHW)	d					0549						0649			0719		
Winchester (WIN)	d		0531	0536		0558	0621	0632		0648	0655			0725	0733	0748	0753
Micheldever (MIC)	d				0607						0704						0801
Basingstoke (BSK)	a		0546	0553		0618	0639	0647		0704	0714			0741	0748		0811
Reading (RDG)	7 a		0609					0706								0807	
Fleet (FLE)	a			0610		0640						0725					0823
Farnborough (Main) (FNB)	a			0616		0645						0731					0828
Woking (WOK)	a			0630		0658	0659				0723	0741				0821	0838
Clapham Junction (CLJ)	10 a			0650		0728					0743				0822		
London Waterloo (WAT)	↻ 15 a			0659		0737	0729				0752	0806			0831	0848	0904

**NOTES** (see introductory pages for explanation of train operator codes and standard symbols)

- a Arrival time
- d Departure time
- A Also calls at Hook 0601, Winchfield 0605 and Brookwood 0623
- B To Manchester Piccadilly
- C Also calls at Hook 0631, Winchfield 0635, Brookwood 0653, Weybridge 0705, Walton-On-Thames 0709 and Surbiton 0717
- D From Romsey

Weymouth, Bournemouth, Yarmouth (IOW), Lymington, Southampton, Portsmouth and Fareham to Winchester and London

Saturdays from 28 September

Operator	SW	SW	SW	SW	SW	SW	GW	XC	SW	SW	SW	SW	SW	SW	SW	SW
Days of operation/Notes 1st Class/Reservations/Bus/Ferry Catering facilities	□	E □	□	□	□	□	F	B □◇ ⌘	E □	⚓	□	□	□	E □	□	□
Weymouth (WEY)	d				0612		0638					0650				
Upwey (UPW)	d				0616		0643					0654				
Dorchester West (DCW)	a						0651									
Dorchester South (DCH)	d				0624							0707c				
Moreton (Dorset) (MTN)	d				0631							0714				
Wool (WOO)	d				0637							0720				
Wareham (WRM)	d				0645							0727				
Holton Heath (HOL)	d				0649							0731				
Hamworthy (HAM)	d				0654							0736				
Poole (POO)	4 a				0659							0740				
Poole (POO)	4 d			0647								0741				
Parkstone (Dorset) (PKS)	d			0651								0745				
Branksome (BSM)	d			0654								0749				
Bournemouth (BMH)	a			0659								0754				
Bournemouth (BMH)	d			0702				0745				0759				0802
Pokesdown (POK)	d			0706												0806
Christchurch (CHR)	d			0710												0810
Hinton Admiral (HNA)	d			0715												0815
New Milton (NWM)	d			0719												0819
Sway (SWY)	d			0724												0824
Yarmouth (I.O.W.) (YMH)	⚓ d										0700					
Lymington Pier (LYP)	⚓ a										0740					
Lymington Pier (LYP)	d	0657			0727							0757				0827
Lymington Town (LYT)	d	0659			0729							0759				0829
Brockenhurst (BCU)	3 a	0707		0730	0737	0741						0807	0813		0829	0837
Brockenhurst (BCU)	3 d			0731		0742							0814			0830
Beaulieu Road (BEU)	d															0836
Ashurst New Forest (ANF)	d				0738											0840
Totton (TTN)	d				0743											0845
Redbridge (RDB)	d			0721								0821				
Millbrook (Hants) (MBK)	d			0724								0824				
Southampton Central (SOU)	a			0730	0752		0758		0813	0827		0828		←		0852
Southampton Central (SOU)	d			0735	0755		0800		0815	0835		0830			0835	0855
St Denys (SDN)	d			0740						→					0840	
Swaythling (SWG)	d			0743											0843	
Southampton Airport Parkway (SOA) ←	d			0746	0803		0808		0823			0838			0846	0903
Portsmouth Harbour (PMH)	⚓ d												0755			
Portsmouth & Southsea (PMS)	d												0800			
Fratton (FTN)	d												0804			
Hilsea (HLS)	d												0808			
Cosham (CSA)	d												0813			
Portchester (PTC)	d												0818			
Fareham (FRM)	d												0824			
Botley (BOE)	d												0832			
Hedge End (HDE)	d												0836			
Eastleigh (ESL)	3 a			0749	0806		←						0843	0849	0906	
Eastleigh (ESL)	3 d			0750	0812			0812					0843	0850	0914	
Chandlers Ford (CFR)	d			0755	→									0855	→	
Romsey (ROM)	a			0803										0903		
Shawford (SHW)	d						0817									
Winchester (WIN)	d					0818	0822a	0831				0848	0853			
Micheldever (MIC)	d												0901			
Basingstoke (BSK)	a					0834		0846					0911			
Reading (RDG)	7 a							0907								
Fleet (FLE)	a															0923
Farnborough (Main) (FNB)	a															0928
Woking (WOK)	a											0920	0938			
Clapham Junction (CLJ)	10 a					0911										
London Waterloo (WAT)	⚓ 15 a					0920							0947	1003		

NOTES (see introductory pages for explanation of train operator codes and standard symbols)

- a Arrival time
- d Departure time
- c Arrives 6 minutes earlier
- B To Manchester Piccadilly
- E From Salisbury
- F To Gloucester

**Weymouth, Bournemouth, Yarmouth (IOW), Lymington, Southampton, Portsmouth and Fareham to Winchester and London**

**Saturdays from 28 September**

Operator	SW	SW	SW	GW	XC	SW	SW	SW	SW	SW	SW	SW	SW	SW	XC	SW	SW
Days of operation/Notes 1st Class/Reservations/Bus/Ferry Catering facilities	□	□	□	F	B ◇ ⚓	□	□	□	E □	□	□	□	□	□	B ◇ ⚓	⚓	□
Weymouth (WEY)	d	0717		0733			0800						0820				
Upwey (UPW)	d	0721		0738									0824				
Dorchester West (DCW)	a			0746													
Dorchester South (DCH)	d	0729					0810						0833				
Moreton (Dorset) (MTN)	d	0736											0840				
Wool (WOO)	d	0742											0846				
Wareham (WRM)	d	0751					0826						0853				
Holton Heath (HOL)	d	0754											0856				
Hamworthy (HAM)	d	0759					0833						0901				
Poole (POO)	4 a	0804					0838						0906				
Poole (POO)	4 d	0758	0805				0839						0858	0907			
Parkstone (Dorset) (PKS)	d	0802					0843						0902				
Branksome (BSM)	d	0806					0846						0906				
Bournemouth (BMH)	a	0811	0816				0853						0911	0917			
Bournemouth (BMH)	d	0820			0845		0857			0902			0922		0945		
Pokesdown (POK)	d	0824								0906			0926				
Christchurch (CHR)	d	0828								0910			0930				
Hinton Admiral (HNA)	d									0915							
New Milton (NWM)	d	0835								0919			0937				
Sway (SWY)	d									0924							
Yarmouth (I.O.W.) (YMH)	d															0905	
Lymington Pier (LYP)	a															0945	
Lymington Pier (LYP)	d					0857						0927					0957
Lymington Town (LYT)	d					0859						0929					0959
Brockenhurst (BCU)	3 a	0843				0907	0913			0929	0937		0943		0959		1007
Brockenhurst (BCU)	3 d	0844					0914			0930			0944		1000		
Beaulieu Road (BEU)	d																
Ashurst New Forest (ANF)	d									0939							
Totton (TTN)	d									0944							
Redbridge (RDB)	d									0927							
Millbrook (Hants) (MBK)	d									0931							
Southampton Central (SOU)	a	0858		0913		0928		0934	0952			0958		1013			
Southampton Central (SOU)	d	0900		0915		0930		0936	0955			1000		1015			
St Denys (SDN)	d							0941									
Swaythling (SWG)	d							0944									
Southampton Airport Parkway (SOA)	← d	0908		0923		0938		0947	1003			1008		1023			
Portsmouth Harbour (PMH)	d						0855										
Portsmouth & Southsea (PMS)	d						0900										
Fratton (FTN)	d						0904										
Hilsea (HLS)	d						0908										
Cosham (CSA)	d						0913										
Portchester (PTC)	d						0918										
Fareham (FRM)	d						0924										
Botley (BOE)	d						0932										
Hedge End (HDE)	d						0936										
Eastleigh (ESL)	3 a		←				0943	0950	1006					←			
Eastleigh (ESL)	3 d		0914				0943	0951	1014					1014			
Chandlers Ford (CFR)	d							0956	←								
Romsey (ROM)	a							1003									
Shawford (SHW)	d		0919											1019			
Winchester (WIN)	d	0918	0924a		0932		0948	0953				1018	1024a	1031			
Micheldever (MIC)	d							1001									
Basingstoke (BSK)	a	0935			0947			1011				1034		1046			
Reading (RDG)	7 a				1007											1106	
Fleet (FLE)	a							1023									
Farnborough (Main) (FNB)	a							1028									
Woking (WOK)	a						1020	1038									
Clapham Junction (CLJ)	10 a	1011										1111					
London Waterloo (WAT)	← 15 a	1020					1047	1106					1120				

**NOTES** (see introductory pages for explanation of train operator codes and standard symbols)

- a Arrival time
- d Departure time
- B To Manchester Piccadilly
- E From Salisbury
- F To Gloucester



Weymouth, Bournemouth, Yarmouth (IOW), Lymington, Southampton, Portsmouth and Fareham to Winchester and London

Saturdays from 28 September

Operator	SW	SW	SW	SW	SW	SW	SW	SW	GW	XC	SW	SW	SW	SW	SW	SW	SW
Days of operation/Notes	□	□	E □	□	□	□	□	□	F	B	G	□	□	□	E □	□	□
1st Class/Reservations/Bus/Ferry	□	□	□	□	□	□	□	□	□	□	□	□	□	□	□	□	□
Catering facilities	□	□	□	□	□	□	□	□	□	□	□	□	□	□	□	□	□
Weymouth (WEY)	d	0900						0920		0930				1003			
Upwey (UPW)	d							0924		0935							
Dorchester West (DCW)	a									0943							
Dorchester South (DCH)	d	0910						0933						1013			
Moreton (Dorset) (MTN)	d							0940									
Wool (WOO)	d							0946									
Wareham (WRM)	d	0926						0953						1028			
Holton Heath (HOL)	d							0956									
Hamworthy (HAM)	d	0933						1001						1035			
Poole (POO)	4 a	0938						1006						1039			
Poole (POO)	4 d	0939						0958 1007						1040			
Parkstone (Dorset) (PKS)	d	0943						1002						1044			
Branksome (BSM)	d	0946						1006						1048			
Bournemouth (BMH)	a	0953						1011 1017						1053			
Bournemouth (BMH)	d	0957			1002			1022			1045			1058			1102
Pokesdown (POK)	d				1006			1026									1106
Christchurch (CHR)	d				1010			1030									1110
Hinton Admiral (HNA)	d				1015												1115
New Milton (NWM)	d				1019			1037									1119
Sway (SWY)	d				1024												1124
Yarmouth (I.O.W.) (YMH)	d											1005					
Lymington Pier (LYP)	a											1045					
Lymington Pier (LYP)	d						1027						1057				1127
Lymington Town (LYT)	d						1029						1059				1129
Brockenhurst (BCU)	3 a	1013			1029			1037 1043					1107 1113				1129 1137
Brockenhurst (BCU)	3 d	1014			1030			1044					1114				1130
Beaulieu Road (BEU)	d				1036												
Ashurst New Forest (ANF)	d				1040												1139
Totton (TTN)	d				1045												1144
Redbridge (RDB)	d				1027												1127
Millbrook (Hants) (MBK)	d				1031												1131
Southampton Central (SOU)	a	1028			1034	1052		1058			1113			1128			1134 1152
Southampton Central (SOU)	d	1030			1036	1055		1100			1115			1130			1136 1155
St Denys (SDN)	d				1041												1141
Swaythling (SWG)	d				1044												1144
Southampton Airport Parkway (SOA)	← d	1038			1047	1103		1108						1138			1147 1203
Portsmouth Harbour (PMH)	d		0955														1055
Portsmouth & Southsea (PMS)	d		1000														1100
Fratton (FTN)	d		1004														1104
Hilsea (HLS)	d		1008														1108
Cosham (CSA)	d		1013														1113
Portchester (PTC)	d		1018														1118
Fareham (FRM)	d		1024														1124
Botley (BOE)	d		1032														1132
Hedge End (HDE)	d		1036														1136
Eastleigh (ESL)	3 a		1043	1050	1106												1143 1150 1206
Eastleigh (ESL)	3 d		1043	1051	1114												1143 1151 1214
Chandlers Ford (CFR)	d			1056	→												1156 →
Romsey (ROM)	a			1103													1203
Shawford (SHW)	d									1119							
Winchester (WIN)	d	1048	1053					1118	1124a		1132			1148	1153		
Micheldever (MIC)	d		1101												1201		
Basingstoke (BSK)	a		1111					1134			1147				1211		
Reading (RDG)	7 a										1207						
Fleet (FLE)	a		1123														1223
Farnborough (Main) (FNB)	a		1128														1228
Woking (WOK)	a	1120	1138											1220	1238		
Clapham Junction (CLJ)	10 a							1211									
London Waterloo (WAT)	↻ 15 a	1150	1209					1224						1248	1306		

NOTES (see introductory pages for explanation of train operator codes and standard symbols)

- a Arrival time
- d Departure time
- B To Manchester Piccadilly
- E From Salisbury
- F To Gloucester
- G Runs until 2 November

Weymouth, Bournemouth, Yarmouth (IOW), Lymington, Southampton, Portsmouth and Fareham to Winchester and London

Saturdays from 28 September

Operator	SW	SW	SW	XC B B B	SW B	SW	SW	SW	SW E	SW	SW	SW	SW	SW	SW	GW F	XC B B	SW B
Days of operation/Notes 1st Class/Reservations/Bus/Ferry Catering facilities	□	□	□	□ ◇ ⚓	⚓	□	□	□	□	□	□	□	□	□	□	□	□ ◇ ⚓	⚓
Weymouth (WEY)	d	1017						1100							1117		1130	
Upwey (UPW)	d	1021													1121		1135	
Dorchester West (DCW)	a															1143		
Dorchester South (DCH)	d	1030						1110							1130			
Moreton (Dorset) (MTN)	d	1036													1136			
Wool (WOO)	d	1042													1142			
Wareham (WRM)	d	1051						1126							1151			
Holton Heath (HOL)	d	1054													1154			
Hamworthy (HAM)	d	1059						1133							1159			
Poole (POO)	4 a	1104						1138							1204			
Poole (POO)	4 d	1058	1105					1139							1158	1205		
Parkstone (Dorset) (PKS)	d	1102						1143							1202			
Branksome (BSM)	d	1106						1146							1206			
Bournemouth (BMH)	a	1111	1116					1153							1211	1216		
Bournemouth (BMH)	d	1120		1145				1157				1202		1220			1245	
Pokesdown (POK)	d	1124										1206		1224				
Christchurch (CHR)	d	1128										1210		1228				
Hinton Admiral (HNA)	d											1215						
New Milton (NWM)	d	1135										1219		1235				
Sway (SWY)	d											1224						
Yarmouth (I.O.W.) (YMH)	d				1105													1205
Lymington Pier (LYP)	a				1145													1245
Lymington Pier (LYP)	d					1157								1227				
Lymington Town (LYT)	d					1159								1229				
Brockenhurst (BCU)	3 a	1143				1207	1213					1229	1237	1243				
Brockenhurst (BCU)	3 d	1144					1214					1230		1244				
Beaulieu Road (BEU)	d											1235						
Ashurst New Forest (ANF)	d											1239						
Totton (TTN)	d											1244						
Redbridge (RDB)	d											1227						
Millbrook (Hants) (MBK)	d											1231						
Southampton Central (SOU)	a	1158		1213				1228	1234	1252				1258			1313	
Southampton Central (SOU)	d	1200		1215				1230	1236	1255				1300			1315	
St Denys (SDN)	d								1241									
Swaythling (SWG)	d								1244									
Southampton Airport Parkwy (SOA)	← d	1208		1223				1238		1247	1303			1308			1323	
Portsmouth Harbour (PMH)	d							1155										
Portsmouth & Southsea (PMS)	d							1200										
Fratton (FTN)	d							1204										
Hilsea (HLS)	d							1208										
Cosham (CSA)	d							1213										
Portchester (PTC)	d							1218										
Fareham (FRM)	d							1224										
Botley (BOE)	d							1232										
Hedge End (HDE)	d							1236										
Eastleigh (ESL)	3 a			←				1243	1250	1306						←		
Eastleigh (ESL)	3 d			1214				1243	1251	1314						1314		
Chandlers Ford (CFR)	d								1256	→								
Romsey (ROM)	a								1303									
Shawford (SHW)	d			1219													1319	
Winchester (WIN)	d	1218	1224a	1231				1248	1253					1318	1324a		1332	
Micheldever (MIC)	d								1301									
Basingstoke (BSK)	a	1234		1246					1311					1334			1347	
Reading (RDG)	7 a			1306													1409	
Fleet (FLE)	a								1323									
Farnborough (Main) (FNB)	a								1328									
Woking (WOK)	a								1320	1338								
Clapham Junction (CLJ)	10 a	1311												1411				
London Waterloo (WAT)	↻ 15 a	1320							1349	1404				1420				

NOTES (see introductory pages for explanation of train operator codes and standard symbols)

- a Arrival time
- d Departure time
- B To Manchester Piccadilly
- E From Salisbury
- F To Gloucester

## Weymouth, Bournemouth, Yarmouth (IOW), Lymington, Southampton, Portsmouth and Fareham to Winchester and London

**Saturdays** from 28 September

Operator	SW	SW	SW	SW	SW	SW	SW	SW	SW	SW	XC B 1 ◇ ⌘	SW	SW	SW	SW	SW	SW	SW
Days of operation/Notes 1st Class/Reservations/Bus/Ferry Catering facilities	□	□	□	E □	□	□	□	□	□	□	□	☰	□	□	□	E □	□	□
Weymouth (WEY)	d	1200							1217					1300				
Upwey (UPW)	d								1221									
Dorchester West (DCW)	a																	
Dorchester South (DCH)	d	1210							1230					1310				
Moreton (Dorset) (MTN)	d								1236									
Wool (WOO)	d								1242									
Wareham (WRM)	d	1226							1251					1326				
Holton Heath (HOL)	d								1254									
Hamworthy (HAM)	d	1233							1259					1333				
Poole (POO)	4 a	1238							1304					1338				
Poole (POO)	4 d	1239							1258 1305					1339				
Parkstone (Dorset) (PKS)	d	1243							1302					1343				
Branksome (BSM)	d	1246							1306					1346				
Bournemouth (BMH)	a	1253							1311 1316					1353				
Bournemouth (BMH)	d	1257				1302			1320			1345		1357				1402
Pokesdown (POK)	d					1306			1324									1406
Christchurch (CHR)	d					1310			1328									1410
Hinton Admiral (HNA)	d					1315												1415
New Milton (NWM)	d					1319			1335									1419
Sway (SWY)	d					1324												1424
Yarmouth (I.O.W.) (YMH)	d												1305					
Lymington Pier (LYP)	a												1345					
Lymington Pier (LYP)	d	1257						1327						1357				1427
Lymington Town (LYT)	d	1259						1329						1359				1429
Brockenhurst (BCU)	3 a	1307	1313			1329	1337		1343					1407	1413			1429
Brockenhurst (BCU)	3 d		1314			1330			1344						1414			1430
Beaulieu Road (BEU)	d																	1436
Ashurst New Forest (ANF)	d					1339												1440
Totton (TTN)	d					1344												1445
Redbridge (RDB)	d					1327												1427
Millbrook (Hants) (MBK)	d					1331												1431
Southampton Central (SOU)	a	1328				1334	1352		1358			1413		1428				1434 1452
Southampton Central (SOU)	d	1330				1336	1355		1400			1415		1430				1436 1455
St Denys (SDN)	d					1341												1441
Swaythling (SWG)	d					1344												1444
Southampton Airport Parkway (SOA)	← d	1338				1347	1403		1408			1423		1438				1447 1503
Portsmouth Harbour (PMH)	d					1255												1355
Portsmouth & Southsea (PMS)	d					1300												1400
Fratton (FTN)	d					1304												1404
Hilsea (HLS)	d					1308												1408
Cosham (CSA)	d					1313												1413
Portchester (PTC)	d					1318												1418
Fareham (FRM)	d					1324												1424
Botley (BOE)	d					1332												1432
Hedge End (HDE)	d					1336												1436
Eastleigh (ESL)	3 a					1343	1350	1406			←							1443 1450 1506
Eastleigh (ESL)	3 d					1343	1351	1414			←							1443 1451 1514
Chandlers Ford (CFR)	d					1356		←										1456
Romsey (ROM)	a					1403												1503
Shawford (SHW)	d										1419							
Winchester (WIN)	d	1348	1353						1418	1424a	1431			1448	1453			
Micheldever (MIC)	d					1401									1501			
Basingstoke (BSK)	a					1411			1434		1446				1511			
Reading (RDG)	7 a										1505							
Fleet (FLE)	a					1425												1523
Farnborough (Main) (FNB)	a					1431												1528
Woking (WOK)	a	1420	1441											1520	1538			
Clapham Junction (CLJ)	10 a								1511									
London Waterloo (WAT)	15 a	1449	1506						1520					1549	1604			

**NOTES** (see introductory pages for explanation of train operator codes and standard symbols)

- a Arrival time
- d Departure time
- B To Manchester Piccadilly
- E From Salisbury

Weymouth, Bournemouth, Yarmouth (IOW), Lymington, Southampton, Portsmouth and Fareham to Winchester and London

Saturdays from 28 September

Operator	SW	SW	SW	GW	XC	SW	SW	SW	SW	SW	SW	SW	SW	SW	SW	XC	SW
Days of operation/Notes 1st Class/Reservations/Bus/Ferry Catering facilities	□	□	□	F	B ◇ ⚓	⚓	□	□	□	E □	□	□	□	□	□	B ◇ ⚓	⚓
Weymouth (WEY)	d	1317		1330				1400						1417			
Upwey (UPW)	d	1321		1335										1421			
Dorchester West (DCW)	a			1343													
Dorchester South (DCH)	d	1330						1410						1430			
Moreton (Dorset) (MTN)	d	1336												1436			
Wool (WOO)	d	1342												1442			
Wareham (WRM)	d	1351						1426						1451			
Holton Heath (HOL)	d	1354												1454			
Hamworthy (HAM)	d	1359						1433						1459			
Poole (POO)	4 a	1404						1438						1504			
Poole (POO)	4 d	1358	1405					1439						1458	1505		
Parkstone (Dorset) (PKS)	d	1402						1443						1502			
Branksome (BSM)	d	1406						1446						1506			
Bournemouth (BMH)	a	1411	1416					1453						1511	1516		
Bournemouth (BMH)	d	1420			1445			1457				1502		1520		1545	
Pokesdown (POK)	d	1424										1506		1524			
Christchurch (CHR)	d	1428										1510		1528			
Hinton Admiral (HNA)	d											1515					
New Milton (NWM)	d	1435										1519		1535			
Sway (SWY)	d											1524					
Yarmouth (I.O.W.) (YMH)	⚓ d					1405											1505
Lymington Pier (LYP)	⚓ a					1445											1545
Lymington Pier (LYP)	d							1457						1527			
Lymington Town (LYT)	d							1459						1529			
Brockenhurst (BCU)	3 a	1443						1507	1513				1529	1537	1543		
Brockenhurst (BCU)	3 d	1444							1514				1530		1544		
Beaulieu Road (BEU)	d																
Ashurst New Forest (ANF)	d												1539				
Totton (TTN)	d												1544				
Redbridge (RDB)	d												1527				
Millbrook (Hants) (MBK)	d												1531				
Southampton Central (SOU)	a	1458		1513				1528				1534	1552		1558		1613
Southampton Central (SOU)	d	1500		1515				1530				1536	1555		1600		1615
St Denys (SDN)	d												1541				
Swaythling (SWG)	d												1544				
Southampton Airport Parkway (SOA)	⚓ d	1508		1523				1538				1547	1603		1608		1623
Portsmouth Harbour (PMH)	⚓ d									1455							
Portsmouth & Southsea (PMS)	d									1500							
Fratton (FTN)	d									1504							
Hilsea (HLS)	d									1508							
Cosham (CSA)	d									1513							
Portchester (PTC)	d									1518							
Fareham (FRM)	d									1524							
Botley (BOE)	d									1532							
Hedge End (HDE)	d									1536							
Eastleigh (ESL)	3 a		←							1543	1550	1607			←		
Eastleigh (ESL)	3 d		1514							1543	1551	1614			1614		
Chandlers Ford (CFR)	d										1556	→					
Romsey (ROM)	a										1603						
Shawford (SHW)	d		1519													1620	
Winchester (WIN)	d	1518	1524a		1533			1548	1553					1618	1625a	1631	
Micheldever (MIC)	d								1601								
Basingstoke (BSK)	a	1534			1548				1611					1634		1646	
Reading (RDG)	7 a				1606											1706	
Fleet (FLE)	a									1623							
Farnborough (Main) (FNB)	a									1628							
Woking (WOK)	a							1620	1638								
Clapham Junction (CLJ)	10 a	1610													1711		
London Waterloo (WAT)	15 a	1619						1648	1704						1720		

NOTES (see introductory pages for explanation of train operator codes and standard symbols)

- a Arrival time
- d Departure time
- B To Manchester Piccadilly
- E From Salisbury
- F To Gloucester

**Weymouth, Bournemouth, Yarmouth (IOW), Lymington, Southampton, Portsmouth and Fareham to Winchester and London**

**Saturdays from 28 September**

Operator Days of operation/Notes 1st Class/Reservations/Bus/Ferry Catering facilities	SW □	SW □	SW □	SW E □	SW □	SW □	SW □	SW □	SW □	SW □	GW F	XC B □◇ ⚓	SW □	SW □	SW □	SW □	SW E □	SW □	
Weymouth (WEY)	d	1500								1517		1530							
Upwey (UPW)	d									1521		1535							
Dorchester West (DCW)	a											1543							
Dorchester South (DCH)	d	1510								1530									1610
Moreton (Dorset) (MTN)	d									1536									
Wool (WOO)	d									1542									
Wareham (WRM)	d	1526								1551									1626
Holton Heath (HOL)	d									1554									
Hamworthy (HAM)	d	1533								1559									1633
Poole (POO)	4 a	1538								1604									1638
Poole (POO)	4 d	1539								1558 1605									1639
Parkstone (Dorset) (PKS)	d	1543								1602									1643
Branksome (BSM)	d	1546								1606									1646
Bournemouth (BMH)	a	1553								1611 1616									1653
Bournemouth (BMH)	d	1557								1620			1645						1657
Pokesdown (POK)	d									1606									
Christchurch (CHR)	d									1610									
Hinton Admiral (HNA)	d									1615									
New Milton (NWM)	d									1619									
Sway (SWY)	d									1624									
Yarmouth (I.O.W.) (YMH)	d													1605					
Lymington Pier (LYP)	a													1645					
Lymington Pier (LYP)	d	1557								1627					1657				
Lymington Town (LYT)	d	1559								1629					1659				
Brockenhurst (BCU)	3 a	1607	1613							1629 1637					1707	1713			
Brockenhurst (BCU)	3 d		1614							1630						1714			
Beaulieu Road (BEU)	d									1636									
Ashurst New Forest (ANF)	d									1640									
Totton (TTN)	d									1645									
Redbridge (RDB)	d									1627									1727
Millbrook (Hants) (MBK)	d									1631									1731
Southampton Central (SOU)	a		1628							1634 1652			1713			1728			1734
Southampton Central (SOU)	d		1630							1636 1655			1715			1730			1736 1741
St Denys (SDN)	d									1641									1741 1746
Swaythling (SWG)	d									1644									1744 1749
Southampton Airport Parkway (SOA)	← d		1638							1647 1703			1723			1738			1747 1752
Portsmouth Harbour (PMH)	d									1555									1655
Portsmouth & Southsea (PMS)	d									1600									1700
Fratton (FTN)	d									1604									1704
Hilsea (HLS)	d									1608									1708
Cosham (CSA)	d									1613									1713
Portchester (PTC)	d									1618									1718
Fareham (FRM)	d									1624									1724
Botley (BOE)	d									1632									1732
Hedge End (HDE)	d									1636									1736
Eastleigh (ESL)	3 a									1643 1650 1706									1743 1750 1756
Eastleigh (ESL)	3 d									1643 1651 1714									1743 1751 1759
Chandlers Ford (CFR)	d									1656									1756
Romsey (ROM)	a									1703									1803
Shawford (SHW)	d												1719						1804
Winchester (WIN)	d		1648 1653										1718 1724a			1748 1753			1810 1819
Micheldever (MIC)	d									1701						1801			1819
Basingstoke (BSK)	a									1711						1811			1829
Reading (RDG)	7 a															1734			
Fleet (FLE)	a																		1808
Farnborough (Main) (FNB)	a																		1823
Woking (WOK)	a																		1828
Clapham Junction (CLJ)	10 a																		1820 1838
London Waterloo (WAT)	15 a																		1847 1904

**NOTES** (see introductory pages for explanation of train operator codes and standard symbols)

- a Arrival time
- d Departure time
- B To Manchester Piccadilly
- E From Salisbury
- F To Gloucester

Weymouth, Bournemouth, Yarmouth (IOW), Lymington, Southampton, Portsmouth and Fareham to Winchester and London

Saturdays from 28 September

Operator	SW	SW	SW	SW	SW	XC B	SW	SW	SW	SW	SW	SW	SW	SW	SW	SW	SW	SW	GW H
Days of operation/Notes 1st Class/Reservations/Bus/Ferry Catering facilities	□	□	□	□	□	□◇ ⚓	⚓	□	□	□	□	□	□	□	□	□	□	□	
Weymouth (WEY)	d				1617						1700							1717	1735
Upwey (UPW)	d				1621													1721	1740
Dorchester West (DCW)	a																		1748
Dorchester South (DCH)	d				1630						1710							1730	
Moreton (Dorset) (MTN)	d				1636													1736	
Wool (WOO)	d				1642													1742	
Wareham (WRM)	d				1651						1726							1751	
Holton Heath (HOL)	d				1654													1754	
Hamworthy (HAM)	d				1659						1733							1759	
Poole (POO)	4 a				1704						1738							1804	
Poole (POO)	4 d				1658 1705						1739							1758 1805	
Parkstone (Dorset) (PKS)	d				1702						1743							1802	
Branksome (BSM)	d				1706						1746							1806	
Bournemouth (BMH)	a				1711 1716						1753							1811 1816	
Bournemouth (BMH)	d	1702			1720			1745			1757				1802			1820	
Pokesdown (POK)	d	1706			1724										1806			1824	
Christchurch (CHR)	d	1710			1728										1810			1828	
Hinton Admiral (HNA)	d	1715													1815				
New Milton (NWM)	d	1719			1735										1819			1835	
Sway (SWY)	d	1724													1824				
Yarmouth (I.O.W.) (YMH)	d								1705										
Lymington Pier (LYP)	a								1745										
Lymington Pier (LYP)	d		1727							1757							1827		
Lymington Town (LYT)	d		1729							1759							1829		
Brockenhurst (BCU)	3 a	1729	1737		1743					1807	1813				1829	1837		1843	
Brockenhurst (BCU)	3 d	1730			1744						1814				1830			1844	
Beaulieu Road (BEU)	d														1836				
Ashurst New Forest (ANF)	d	1739													1840				
Totton (TTN)	d	1744													1845				
Redbridge (RDB)	d														1827				
Millbrook (Hants) (MBK)	d														1831				
Southampton Central (SOU)	a	1752			1758			1813			1828			1834	1852			1858	
Southampton Central (SOU)	d	1755			1800			1815			1830			1836	1855			1900	
St Denys (SDN)	d														1841				
Swaythling (SWG)	d														1844				
Southampton Airport Parkway (SOA)	← d	1803			1808			1823			1838			1847	1903			1908	
Portsmouth Harbour (PMH)	d											1755							
Portsmouth & Southsea (PMS)	d											1800							
Fratton (FTN)	d											1804							
Hilsea (HLS)	d											1808							
Cosham (CSA)	d											1813							
Portchester (PTC)	d											1818							
Fareham (FRM)	d											1824							
Botley (BOE)	d											1832							
Hedge End (HDE)	d											1836							
Eastleigh (ESL)	3 a	1806										1843	1850	1906					
Eastleigh (ESL)	3 d	1814				1814						1843	1851	1914					1914
Chandlers Ford (CFR)	d	←											1856	→					
Romsey (ROM)	a												1903						
Shawford (SHW)	d					1819													1919
Winchester (WIN)	d				1818	1824a	1831				1848	1853						1918	1924a
Micheldever (MIC)	d											1901							
Basingstoke (BSK)	a				1834		1846					1911						1934	
Reading (RDG)	7 a						1906												
Fleet (FLE)	a											1923							
Farnborough (Main) (FNB)	a											1928							
Woking (WOK)	a										1920	1938							
Clapham Junction (CLJ)	10 a				1911													2011	
London Waterloo (WAT)	15 a				1920						1947	2004						2020	

NOTES (see introductory pages for explanation of train operator codes and standard symbols)

- a Arrival time
- d Departure time
- B To Manchester Piccadilly
- E From Salisbury
- H To Bristol Temple Meads

**Weymouth, Bournemouth, Yarmouth (IOW), Lymington, Southampton, Portsmouth and Fareham to Winchester and London**

**Saturdays from 28 September**

Operator	XC	SW	SW	SW	SW	SW	SW	SW	SW	SW	SW	SW	XC	SW	SW	SW	SW	SW
Days of operation/Notes	B												J					
1st Class/Reservations/Bus/Ferry	◇												◇					
Catering facilities	⚓																	
Weymouth (WEY)	d			1759							1817						1900	
Upwey (UPW)	d										1821							
Dorchester West (DCW)	a																	
Dorchester South (DCH)	d			1810							1830						1910	
Moreton (Dorset) (MTN)	d										1836							
Wool (WOO)	d										1842							
Wareham (WRM)	d			1826							1851						1926	
Holton Heath (HOL)	d										1854							
Hamworthy (HAM)	d			1833							1859						1933	
Poole (POO)	4 a			1838							1904						1938	
Poole (POO)	4 d			1839							1858 1905						1939	
Parkstone (Dorset) (PKS)	d			1843							1902						1943	
Branksome (BSM)	d			1846							1906						1946	
Bournemouth (BMH)	a			1853							1911 1916						1953	
Bournemouth (BMH)	d	1845		1857				1902			1920		1945				1957	
Pokesdown (POK)	d							1906			1924							
Christchurch (CHR)	d							1910			1928							
Hinton Admiral (HNA)	d							1915										
New Milton (NWM)	d							1919			1935							
Sway (SWY)	d							1924										
Yarmouth (I.O.W.) (YMH)	d		1805												1905			
Lymington Pier (LYP)	a		1845												1945			
Lymington Pier (LYP)	d			1857					1927							1957		
Lymington Town (LYT)	d			1859					1929							1959		
Brockenhurst (BCU)	3 a			1907	1913			1929	1937		1943		1959		2007	2013		
Brockenhurst (BCU)	3 d				1914			1930			1944		2000				2014	
Beaulieu Road (BEU)	d																	
Ashurst New Forest (ANF)	d							1940										
Totton (TTN)	d							1945										
Redbridge (RDB)	d							1927										2027
Millbrook (Hants) (MBK)	d							1931										2031
Southampton Central (SOU)	a	1913		1928				1934	1952		1958		2013			2028		2034
Southampton Central (SOU)	d	1915		1930				1936	1955		2000		2015			2030		2036
St Denys (SDN)	d							1941										2041
Swaythling (SWG)	d							1944										2044
Southampton Airport Parkway (SOA)	d	1923		1938				1947	2003		2008		2023			2038		2047
Portsmouth Harbour (PMH)	d					1855												1955
Portsmouth & Southsea (PMS)	d					1900												2000
Fratton (FTN)	d					1904												2004
Hilsea (HLS)	d					1908												2008
Cosham (CSA)	d					1913												2013
Portchester (PTC)	d					1918												2018
Fareham (FRM)	d					1924												2024
Botley (BOE)	d					1932												2032
Hedge End (HDE)	d					1936												2036
Eastleigh (ESL)	3 a					1943	1950	2006										2046 2050
Eastleigh (ESL)	3 d					1943	1951	2014				2014						2046 2051
Chandlers Ford (CFR)	d						1956											2056
Romsey (ROM)	a						2003											2103
Shawford (SHW)	d												2019					
Winchester (WIN)	d	1932		1948	1953						2018	2024a	2032			2048	2056	
Micheldever (MIC)	d				2001													2104
Basingstoke (BSK)	a	1947			2013						2034		2047					2114
Reading (RDG)	7 a	2010											2106					
Fleet (FLE)	a				2025													2140
Farnborough (Main) (FNB)	a				2030													2145
Woking (WOK)	a			2020	2040											2120		2158
Clapham Junction (CLJ)	10 a										2111							2229
London Waterloo (WAT)	15 a			2046	2109						2120						2149	2239

**NOTES** (see introductory pages for explanation of train operator codes and standard symbols)

- a Arrival time
- d Departure time
- B To Manchester Piccadilly
- E From Salisbury
- J To Birmingham New Street
- K Also calls at Hook 2131, Winchfield 2135, Brookwood 2153, Weybridge 2205, Walton-On-Thames 2209 and Surbiton 2215

# Weymouth, Bournemouth, Yarmouth (IOW), Lymington, Southampton, Portsmouth and Fareham to Winchester and London

**Saturdays** from 28 September

Operator	SW	SW	SW	SW	SW	SW	SW	SW	SW	SW	SW	SW	SW	SW	SW	SW	SW	SW
Days of operation/Notes	□	□	□	□	□	□	□	□	□	□	□	□	□	□	□	□	□	□
1st Class/Reservations/Bus/Ferry	□	□	□	□	□	□	□	□	□	□	□	□	□	□	□	□	□	□
Weymouth (WEY)	d			1917										2007	2040	2055		
Upwey (UPW)	d			1921										2011	2045	2059		
Dorchester West (DCW)	a														2053			
Dorchester South (DCH)	d			1930										2019		2107		
Moreton (Dorset) (MTN)	d			1936										2025		2113		
Wool (WOO)	d			1942										2031		2119		
Wareham (WRM)	d			1951										2040		2128		
Holton Heath (HOL)	d			1954														
Hamworthy (HAM)	d			1959										2046		2134		
Poole (POO)	4 a			2004										2051		2139		
Poole (POO)	4 d			1958	2005				2037					2052		2140		
Parkstone (Dorset) (PKS)	d			2002					2041					2056		2144		
Branksome (BSM)	d			2006					2045					2100		2148		
Bournemouth (BMH)	a			2011	2016				2051					2106		2154		
Bournemouth (BMH)	d	2002		2020					2056					2110		2157		
Pokesdown (POK)	d	2006		2024										2114				
Christchurch (CHR)	d	2010		2028										2118				
Hinton Admiral (HNA)	d	2015												2123				
New Milton (NWM)	d	2019		2035										2128				
Sway (SWY)	d	2024												2132				
Yarmouth (I.O.W.) (YMH)	⚓ d						2005										2105	
Lymington Pier (LYP)	⚓ a						2045										2145	
Lymington Pier (LYP)	d		2027					2057						2127				2203
Lymington Town (LYT)	d		2029					2059						2129				2205
Brockenhurst (BCU)	3 a	2029	2037	2043				2107	2111					2137	2138	2213	2213	
Brockenhurst (BCU)	3 d	2030		2044					2112						2139		2214	
Beaulieu Road (BEU)	d	2036																
Ashurst New Forest (ANF)	d	2040													2147			
Totton (TTN)	d	2045													2152			
Redbridge (RDB)	d													2127				
Millbrook (Hants) (MBK)	d													2131				
Southampton Central (SOU)	a	2052		2058				2128						2134		2158	2228	
Southampton Central (SOU)	d	2055		2100				2130						2136		2200	2230	
St Denys (SDN)	d													2141				
Swaythling (SWG)	d													2144				
Southampton Airport Parkwy (SOA)	↔ d	2103		2108				2138						2147		2208	2238	
Portsmouth Harbour (PMH)	⚓ d								2055			2123						
Portsmouth & Southsea (PMS)	d								2100			2127						
Fratton (FTN)	d								2104			2131						
Hilsea (HLS)	d								2108									
Cosham (CSA)	d								2113									
Portchester (PTC)	d								2118									
Fareham (FRM)	d								2124			2148						
Botley (BOE)	d								2132									
Hedge End (HDE)	d								2136									
Eastleigh (ESL)	3 a	2106							2143	2150	2201			2211		2242		
Eastleigh (ESL)	3 d	2114			2114				2144	2151				2212		2247		
Chandlers Ford (CFR)	d	↔								2156								
Romsey (ROM)	a									2203								
Shawford (SHW)	d				2119									2217				
Winchester (WIN)	d			2118	2124a			2148	2153					2223		2256		
Micheldever (MIC)	d								2202									
Basingstoke (BSK)	a			2134					2215					2239		2312		
Reading (RDG)	7 a																	
Fleet (FLE)	a								2240									
Farnborough (Main) (FNB)	a								2245									
Woking (WOK)	a			2154				2219	2258					2300		2334		
Clapham Junction (CLJ)	10 a			2214					2327					2323		0002		
London Waterloo (WAT)	⚡ 15 a			2223				2244	2336					2332		0012		

**NOTES** (see introductory pages for explanation of train operator codes and standard symbols)

- a Arrival time
- d Departure time
- E From Salisbury
- G Runs until 2 November
- H To Bristol Temple Meads
- L Also calls at Hook 2231, Winchfield 2235, Brookwood 2253, Weybridge 2305, Walton-On-Thames 2309 and Surbiton 2316
- M To Westbury



## Weymouth, Bournemouth, Yarmouth (IOW), Lymington, Southampton, Portsmouth and Fareham to Winchester and London

**Saturdays** from 28 September

Operator	SW	SW	SW	SW	SW	SW	SW	SW
Days of operation/Notes	□	E □	N □	G □	□	□	□	□
1st Class/Reservations/Bus/Ferry	□	□	□	□	□	□	□	□
Weymouth (WEY)	d						2211	2309
Upwey (UPW)	d						2215	2313
Dorchester West (DCW)	a							
Dorchester South (DCH)	d						2223	2321
Moreton (Dorset) (MTN)	d						2229	2327
Wool (WOO)	d						2235	2333
Wareham (WRM)	d						2243	2342
Holton Heath (HOL)	d							
Hamworthy (HAM)	d						2249	2348
Poole (POO)	4 a						2254	2353
Poole (POO)	4 d		2152				2255	2354
Parkstone (Dorset) (PKS)	d		2156				2259	
Branksome (BSM)	d		2159				2303	
Bournemouth (BMH)	a		2205				2309	0003
Bournemouth (BMH)	d		2210				2311	
Pokesdown (POK)	d		2214				2314	
Christchurch (CHR)	d		2218				2318	
Hinton Admiral (HNA)	d		2223				2323	
New Milton (NWM)	d		2227				2328	
Sway (SWY)	d		2232				2332	
Yarmouth (I.O.W.) (YMH)	d			2150				
Lymington Pier (LYP)	a			2230				
Lymington Pier (LYP)	d				2236			
Lymington Town (LYT)	d				2238			
Brockenhurst (BCU)	3 a		2237		2246		2338	
Brockenhurst (BCU)	3 d		2238				2339	
Beaulieu Road (BEU)	d							
Ashurst New Forest (ANF)	d		2246				2346	
Totton (TTN)	d		2251				2351	
Redbridge (RDB)	d	2227						
Millbrook (Hants) (MBK)	d	2231						
Southampton Central (SOU)	a	2234	2257				2357	
Southampton Central (SOU)	d	2235	2300				2359	
St Denys (SDN)	d	2240					0004	
Swaythling (SWG)	d	2243					0007	
Southampton Airport Parkwy (SOA)	← d	2246	2308				0010	
Portsmouth Harbour (PMH)	d	2155				2324		
Portsmouth & Southsea (PMS)	d	2200				2328		
Fratton (FTN)	d	2204				2332		
Hilsea (HLS)	d	2208				2336		
Cosham (CSA)	d	2213				2342		
Portchester (PTC)	d	2218				2347		
Fareham (FRM)	d	2224				2353		
Botley (BOE)	d	2232				0001		
Hedge End (HDE)	d	2236				0005		
Eastleigh (ESL)	3 a	2243	2250	2311		0011	0014	
Eastleigh (ESL)	3 d		2250	2312		0018		
Chandlers Ford (CFR)	d		2255					
Romsey (ROM)	a		2303					
Shawford (SHW)	d			2319				
Winchester (WIN)	d			2325		0028a		
Micheldever (MIC)	d			2333				
Basingstoke (BSK)	a			2343				
Reading (RDG)	7 a							
Fleet (FLE)	a			0001				
Farnborough (Main) (FNB)	a			0006				
Woking (WOK)	a			0018				
Clapham Junction (CLJ)	10 a			0053				
London Waterloo (WAT)	↻ 15 a			0103				

### NOTES (see introductory pages for explanation of train operator codes and standard symbols)

- a Arrival time
- d Departure time
- E From Salisbury
- G Runs until 2 November
- N Also calls at Hook 2351, Winchfield 2355, Brookwood 0013, West Byfleet 0024, Weybridge 0029, Walton-On-Thames 0033, Surbiton 0039 and Wimbledon 0047

**Weymouth, Bournemouth, Yarmouth (IOW), Lymington, Southampton, Portsmouth and Fareham to Winchester and London**

**Sundays until 15 September**

Operator	SW	SW	SW	SW	SW	SW	SW	SW	SW	SW	XC	SW	GW	SW	SW	SW	SW	SW	
Days of operation/Notes 1st Class/Reservations/Bus/Ferry Catering facilities	1	1	1		1	A	1	1	1	A	B 1 1	1	C	A	1	1	1	A	
Weymouth (WEY)	d											0748	0801						
Upwey (UPW)	d											0752							
Dorchester West (DCW)	a												0812						
Dorchester South (DCH)	d											0800							
Moreton (Dorset) (MTN)	d											0807							
Wool (WOO)	d											0813							
Wareham (WRM)	d											0820							
Holton Heath (HOL)	d																		
Hamworthy (HAM)	d											0827							
Poole (POO)	4 a											0831							
Poole (POO)	4 d					0720			0750			0832					0855		
Parkstone (Dorset) (PKS)	d					0724			0754			0836							
Branksome (BSM)	d					0727			0757			0840							
Bournemouth (BMH)	a					0732			0802			0846					0904		
Bournemouth (BMH)	d					0736			0806			0850					0906		
Pokesdown (POK)	d					0740			0810								0910		
Christchurch (CHR)	d					0744			0814								0914		
Hinton Admiral (HNA)	d					0749			0819								0919		
New Milton (NWM)	d					0753			0823			0901					0923		
Sway (SWY)	d					0758			0828								0928		
Yarmouth (I.O.W.) (YMH)	d			0700															
Lymington Pier (LYP)	a			0740															
Lymington Pier (LYP)	d														0914				
Lymington Town (LYT)	d														0916				
Brockenhurst (BCU)	3 a					0802			0832			0908			0924		0932		
Brockenhurst (BCU)	3 d					0803			0833			0909					0933		
Beaulieu Road (BEU)	d								0839								0939		
Ashurst New Forest (ANF)	d					0813			0843								0943		
Totton (TTN)	d					0818			0848								0948		
Redbridge (RDB)	d						0846								0939				
Millbrook (Hants) (MBK)	d						0850								0943				
Southampton Central (SOU)	a					0824	0852		0853			0924		0945			0953		
Southampton Central (SOU)	d	0655		0755		0826	0859		0855		0859	0915	0925		0959		0955	0959	
St Denys (SDN)	d										0904							1004	
Swaythling (SWG)	d										0907							1007	
Southampton Airport Parkwy (SOA)	d	0703		0803		0834			0903		0910	0923	0933				1003	1010	
Portsmouth Harbour (PMH)	d		0717						0817								0917		
Portsmouth & Southsea (PMS)	d		0722						0822								0922		
Fratton (FTN)	d		0726						0826								0926		
Hilsea (HLS)	d		0730						0830								0930		
Cosham (CSA)	d		0735						0835								0935		
Portchester (PTC)	d		0740						0840								0940		
Fareham (FRM)	d		0746						0846								0946		
Botley (BOE)	d		0753						0853								0953		
Hedge End (HDE)	d		0758						0858								0958		
Eastleigh (ESL)	3 a	0707		0807					0904	0907	0914						1004	1007	1014
Eastleigh (ESL)	3 d	0711		0811					0911		0915						1011	1015	
Chandlers Ford (CFR)	d										0920							1020	
Romsey (ROM)	a										0928							1028	
Shawford (SHW)	d	0717		0817					0917								1017		
Winchester (WIN)	d	0723		0823		0843			0923		0931	0942					1023		
Micheldever (MIC)	d	0732		0832					0932								1032		
Basingstoke (BSK)	a	0742		0844		0901			0942		0947	0958					1042		
Reading (RDG)	7 a										1006								
Fleet (FLE)	a					0913													
Farnborough (Main) (FNB)	a					0918													
Woking (WOK)	a	0802		0903		0928			1002			1019					1102		
Clapham Junction (CLJ)	10 a	0832		0929		0959			1029			1041					1129		
London Waterloo (WAT)	15 a	0843		0940		1009			1040			1051					1139		

**NOTES** (see introductory pages for explanation of train operator codes and standard symbols)

- a Arrival time
- d Departure time
- A From Salisbury
- B To Manchester Piccadilly
- C To Cardiff Central

**Weymouth, Bournemouth, Yarmouth (IOW), Lymington, Southampton, Portsmouth and Fareham to Winchester and London**

**Sundays until 15 September**

Operator	SW	XC	SW	SW	SW	SW	SW	SW	SW	SW	XC	SW	SW	SW	SW	SW	SW
Days of operation/Notes	□	B □◇ ⚓	□	⚓	□	A □	□	□	□	A □	B □◇ ⚓	□	□	⚓	□	A □	□
1st Class/Reservations/Bus/Ferry Catering facilities																	
Weymouth (WEY)	d		0848										0948				
Upwey (UPW)	d		0852										0952				
Dorchester West (DCW)	a																
Dorchester South (DCH)	d		0900										1000				
Moreton (Dorset) (MTN)	d		0907										1007				
Wool (WOO)	d		0913										1013				
Wareham (WRM)	d		0920										1020				
Holton Heath (HOL)	d																
Hamworthy (HAM)	d		0927										1027				
Poole (POO)	4 a		0931										1031				
Poole (POO)	4 d		0932					0955					1032				1055
Parkstone (Dorset) (PKS)	d		0936										1037				
Branksome (BSM)	d		0940										1041				
Bournemouth (BMH)	a		0946					1004					1047				1104
Bournemouth (BMH)	d	0940	0951					1006		1040			1050				1106
Pokesdown (POK)	d							1010									1110
Christchurch (CHR)	d							1014									1114
Hinton Admiral (HNA)	d							1019									1119
New Milton (NWM)	d		1002					1023				1101					1123
Sway (SWY)	d							1028									1128
Yarmouth (I.O.W.) (YMH)	⚓ d			0905									1005				
Lymington Pier (LYP)	⚓ a			0945									1045				
Lymington Pier (LYP)	d	0944			1014							1044			1114		
Lymington Town (LYT)	d	0946			1016							1046			1116		
Brockenhurst (BCU)	3 a	0954	0954	1008				1032				1054	1108		1124		1132
Brockenhurst (BCU)	3 d		0955	1009				1033					1109				1133
Beaulieu Road (BEU)	d							1039									1139
Ashurst New Forest (ANF)	d							1043									1143
Totton (TTN)	d							1048									1148
Redbridge (RDB)	d						1039									1139	
Millbrook (Hants) (MBK)	d						1043									1143	
Southampton Central (SOU)	a		1008	1023			1045	1053	←	1109			1123			1145	1153
Southampton Central (SOU)	d		1015	1025			1059	1055		1059	1115		1125			1159	1155
St Denys (SDN)	d						←			1104					←		
Swaythling (SWG)	d									1107							
Southampton Airport Parkwy (SOA) ↔	d		1023	1033				1103		1110	1123		1132				1203
Portsmouth Harbour (PMH)	⚓ d							1017									1117
Portsmouth & Southsea (PMS)	d							1022									1122
Fratton (FTN)	d							1026									1126
Hilsea (HLS)	d							1030									1130
Cosham (CSA)	d							1035									1135
Portchester (PTC)	d							1040									1140
Fareham (FRM)	d							1046									1146
Botley (BOE)	d							1053									1153
Hedge End (HDE)	d							1058									1158
Eastleigh (ESL)	3 a							1104	1107	1114						1204	1207
Eastleigh (ESL)	3 d							1111		1115							1211
Chandlers Ford (CFR)	d									1120							
Romsey (ROM)	a									1128							
Shawford (SHW)	d							1117									1217
Winchester (WIN)	d		1031	1042				1123		1131		1142					1223
Micheldever (MIC)	d							1132									1232
Basingstoke (BSK)	a		1046	1058				1142		1146		1158					1242
Reading (RDG)	7 a		1106							1205							
Fleet (FLE)	a																
Farnborough (Main) (FNB)	a																
Woking (WOK)	a			1118				1203				1218					1302
Clapham Junction (CLJ)	10 a			1141				1227				1239					1327
London Waterloo (WAT)	15 a			1152				1237				1249					1337

**NOTES** (see introductory pages for explanation of train operator codes and standard symbols)

- a Arrival time
- d Departure time
- A From Salisbury
- B To Manchester Piccadilly

**Weymouth, Bournemouth, Yarmouth (IOW), Lymington, Southampton, Portsmouth and Fareham to Winchester and London**

**Sundays until 15 September**

Operator	SW A	XC B	SW	SW	GW D	SW	SW	SW A	SW	SW	SW A	XC B	SW	SW	SW	SW	SW A
Days of operation/Notes 1st Class/Reservations/Bus/Ferry Catering facilities	□	□◇ ⚓	□	□	□	⚓	□	□	□	□	□	□◇ ⚓	□	□	⚓	□	□
Weymouth (WEY)	d			1048	1058											1148	
Upwey (UPW)	d			1052	1103											1152	
Dorchester West (DCW)	a				1111												
Dorchester South (DCH)	d			1100												1200	
Moreton (Dorset) (MTN)	d			1107												1207	
Wool (WOO)	d			1113												1213	
Wareham (WRM)	d			1120												1220	
Holton Heath (HOL)	d																
Hamworthy (HAM)	d			1127												1227	
Poole (POO)	4 a			1131												1231	
Poole (POO)	4 a			1132						1155						1232	
Parkstone (Dorset) (PKS)	d			1136												1236	
Branksome (BSM)	d			1140												1240	
Bournemouth (BMH)	a			1146							1204					1246	
Bournemouth (BMH)	d		1140	1150							1206		1240			1250	
Pokesdown (POK)	d										1210						
Christchurch (CHR)	d										1214						
Hinton Admiral (HNA)	d										1219						
New Milton (NWM)	d			1201							1223					1301	
Sway (SWY)	d										1228						
Yarmouth (I.O.W.) (YMH)	⚓ d					1105										1205	
Lymington Pier (LYP)	⚓ a					1145										1245	
Lymington Pier (LYP)	d			1144				1214					1244				1314
Lymington Town (LYT)	d			1146				1216					1246				1316
Brockenhurst (BCU)	3 a			1154	1208			1224					1254	1308			1324
Brockenhurst (BCU)	3 d				1209									1309			
Beaulieu Road (BEU)	d																
Ashurst New Forest (ANF)	d																
Totton (TTN)	d																
Redbridge (RDB)	d								1239								1339
Millbrook (Hants) (MBK)	d								1243								1343
Southampton Central (SOU)	a	←	1208	1223				1245		1253	←	1308		1323			1345
Southampton Central (SOU)	d	1159	1215	1225				1259		1255		1259	1315	1325			1359
St Denys (SDN)	d	1204						→				1304					→
Swaythling (SWG)	d	1207										1307					
Southampton Airport Parkwy (SOA)	↔ d	1210	1223	1232						1303	1310	1323		1333			
Portsmouth Harbour (PMH)	⚓ d									1217							
Portsmouth & Southsea (PMS)	d									1222							
Fratton (FTN)	d									1226							
Hilsea (HLS)	d									1230							
Cosham (CSA)	d									1235							
Portchester (PTC)	d									1240							
Fareham (FRM)	d									1246							
Botley (BOE)	d									1253							
Hedge End (HDE)	d									1258							
Eastleigh (ESL)	3 a	1214								1304	1307	1314					
Eastleigh (ESL)	3 d	1215								1311	1315						
Chandlers Ford (CFR)	d	1220									1320						
Romsey (ROM)	a	1228									1328						
Shawford (SHW)	d									1317							
Winchester (WIN)	d		1231	1242						1323		1331		1342			
Micheldever (MIC)	d									1332							
Basingstoke (BSK)	a		1246	1258						1342		1346		1358			
Reading (RDG)	7 a		1305									1406					
Fleet (FLE)	a																
Farnborough (Main) (FNB)	a																
Woking (WOK)	a			1318						1402				1418			
Clapham Junction (CLJ)	10 a			1339						1427				1439			
London Waterloo (WAT)	↻ 15 a			1349						1437				1449			

**NOTES** (see introductory pages for explanation of train operator codes and standard symbols)

- a Arrival time
- d Departure time
- A From Salisbury
- B To Manchester Piccadilly
- D To Swindon

**Weymouth, Bournemouth, Yarmouth (IOW), Lymington, Southampton, Portsmouth and Fareham to Winchester and London**

**Sundays until 15 September**
































Operator	SW	SW	SW	XC	SW	SW	SW	SW	SW	SW	SW	SW	SW	SW	XC	SW	SW	GW
Days of operation/Notes 1st Class/Reservations/Bus/Ferry Catering facilities	□	□	A □	B □◇ ⚓	□	□	⚓	□	□	A □	□	□	□	A □	B □◇ ⚓	□	□	E
Weymouth (WEY)	d					1248											1348	1415
Upwey (UPW)	d					1252											1352	1420
Dorchester West (DCW)	a																	1428
Dorchester South (DCH)	d					1300												1400
Moreton (Dorset) (MTN)	d					1307												1407
Wool (WOO)	d					1313												1413
Wareham (WRM)	d					1320												1420
Holton Heath (HOL)	d																	
Hamworthy (HAM)	d					1327												1427
Poole (POO)	4 a					1331												1431
Poole (POO)	4 d		1255			1332					1355							1432
Parkstone (Dorset) (PKS)	d					1337												1437
Branksome (BSM)	d					1341												1441
Bournemouth (BMH)	a		1304			1347					1404							1447
Bournemouth (BMH)	d		1306		1340	1350					1406				1440			1450
Pokesdown (POK)	d		1310								1410							
Christchurch (CHR)	d		1314								1414							
Hinton Admiral (HNA)	d		1319								1419							
New Milton (NWM)	d		1323			1401					1423							1501
Sway (SWY)	d		1328								1428							
Yarmouth (I.O.W.) (YMH)	⚓ d						1305											
Lymington Pier (LYP)	⚓ a						1345											
Lymington Pier (LYP)	d				1344				1414							1444		
Lymington Town (LYT)	d				1346				1416							1446		
Brockenhurst (BCU)	3 a		1332		1354	1408			1424			1432			1454		1508	
Brockenhurst (BCU)	3 d		1333			1409					1433						1509	
Beaulieu Road (BEU)	d		1339								1439							
Ashurst New Forest (ANF)	d		1343								1443							
Totton (TTN)	d		1348								1448							
Redbridge (RDB)	d										1439							
Millbrook (Hants) (MBK)	d										1443							
Southampton Central (SOU)	a		1353	←	1408	1423					1445	1453	←	1509			1523	
Southampton Central (SOU)	d		1355	1359	1415	1425					1459	1455		1459	1515		1525	
St Denys (SDN)	d			1404							→			1504				
Swaythling (SWG)	d			1407										1507				
Southampton Airport Parkwy (SOA)	↔ d		1403	1410	1423	1433						1503		1510	1523		1533	
Portsmouth Harbour (PMH)	⚓ d	1317									1417							
Portsmouth & Southsea (PMS)	d	1322									1422							
Fratton (FTN)	d	1326									1426							
Hilsea (HLS)	d	1330									1430							
Cosham (CSA)	d	1335									1435							
Portchester (PTC)	d	1340									1440							
Fareham (FRM)	d	1346									1446							
Botley (BOE)	d	1353									1453							
Hedge End (HDE)	d	1358									1458							
Eastleigh (ESL)	3 a	1404	1407	1414							1504	1506	←	1514				
Eastleigh (ESL)	3 d	1411		1415							1511	1507	1511	1515				
Chandlers Ford (CFR)	d			1420						→				1520				
Romsey (ROM)	a			1428										1528				
Shawford (SHW)	d	1417												1517				
Winchester (WIN)	d	1423		1431		1442					1517	1523		1531			1542	
Micheldever (MIC)	d	1432										1532						
Basingstoke (BSK)	a	1443		1446		1458					1533	1542		1547			1558	
Reading (RDG)	7 a			1504											1606			
Fleet (FLE)	a																	
Farnborough (Main) (FNB)	a													1557				
Woking (WOK)	a	1502				1518					1553	1608					1618	
Clapham Junction (CLJ)	10 a	1527				1539					1614	1628					1639	
London Waterloo (WAT)	↻ 15 a	1537				1549					1624	1639					1649	

**NOTES** (see introductory pages for explanation of train operator codes and standard symbols)

- a Arrival time
- d Departure time
- A From Salisbury
- B To Manchester Piccadilly
- E To Bristol Temple Meads

## Weymouth, Bournemouth, Yarmouth (IOW), Lymington, Southampton, Portsmouth and Fareham to Winchester and London

Sundays until 15 September

Operator Days of operation/Notes 1st Class/Reservations/Bus/Ferry Catering facilities	SW	SW	SW	SW	SW	SW	SW	XC	SW	SW	SW	SW	SW	SW	SW	SW	SW	
				A 			A 	B 							A 			A 
Weymouth (WEY)	d									1448								
Upwey (UPW)	d									1452								
Dorchester West (DCW)	a																	
Dorchester South (DCH)	d									1500								
Moreton (Dorset) (MTN)	d									1507								
Wool (WOO)	d									1513								
Wareham (WRM)	d									1520								
Holton Heath (HOL)	d																	
Hamworthy (HAM)	d									1527								
Poole (POO)	<b>4</b> a									1531								
Poole (POO)	<b>4</b> d					1455				1532						1555		
Parkstone (Dorset) (PKS)	d									1537								
Branksome (BSM)	d									1541								
Bournemouth (BMH)	a					1504				1547						1604		
Bournemouth (BMH)	d					1506			1540	1550							1606	
Pokesdown (POK)	d					1510											1610	
Christchurch (CHR)	d					1514											1614	
Hinton Admiral (HNA)	d					1519											1619	
New Milton (NWM)	d					1523				1601							1623	
Sway (SWY)	d					1528											1628	
Yarmouth (I.O.W.) (YMH)	 d	1405									1505							
Lymington Pier (LYP)	 a	1445									1545							
Lymington Pier (LYP)	d		1514							1544			1614					
Lymington Town (LYT)	d		1516							1546			1616					
Brockenhurst (BCU)	<b>3</b> a		1524			1532				1554	1608		1624			1632		
Brockenhurst (BCU)	<b>3</b> d					1533					1609					1633		
Beaulieu Road (BEU)	d					1539										1639		
Ashurst New Forest (ANF)	d					1543										1643		
Totton (TTN)	d					1548										1648		
Redbridge (RDB)	d				1539											1639		
Millbrook (Hants) (MBK)	d				1543											1643		
Southampton Central (SOU)	a				1545	1554			1609		1623				1645	1653		
Southampton Central (SOU)	d				1559	1555		1559	1615		1625				1659	1655		1659
St Denys (SDN)	d							1604										1704
Swaythling (SWG)	d							1607										1707
Southampton Airport Parkwy (SOA)	 d					1603		1610	1623		1633					1703		1710
Portsmouth Harbour (PMH)	 d				1517										1617			
Portsmouth & Southsea (PMS)	d				1522										1622			
Fratton (FTN)	d				1526										1626			
Hilsea (HLS)	d				1530										1630			
Cosham (CSA)	d				1535										1635			
Portchester (PTC)	d				1540										1640			
Fareham (FRM)	d				1546										1646			
Botley (BOE)	d				1553										1653			
Hedge End (HDE)	d				1558										1658			
Eastleigh (ESL)	<b>3</b> a				1604		1607		1614					1704		1706		1714
Eastleigh (ESL)	<b>3</b> d				1611		1607	1611	1615					1711		1707	1711	1715
Chandlers Ford (CFR)	d								1620									1720
Romsey (ROM)	a								1628									1728
Shawford (SHW)	d							1617										1717
Winchester (WIN)	d					1617	1623		1631		1642					1717	1723	
Micheldever (MIC)	d						1632										1732	
Basingstoke (BSK)	a					1633	1642		1646		1658					1733	1742	
Reading (RDG)	<b>7</b> a								1705									
Fleet (FLE)	a																	
Farnborough (Main) (FNB)	a							1657										1757
Woking (WOK)	a					1653	1708				1718					1753	1808	
Clapham Junction (CLJ)	<b>10</b> a					1714	1728				1739					1814	1829	
London Waterloo (WAT)	 <b>15</b> a					1724	1739				1749					1825	1839	

NOTES (see introductory pages for explanation of train operator codes and standard symbols)

- a Arrival time
- d Departure time
- A From Salisbury
- B To Manchester Piccadilly

**Weymouth, Bournemouth, Yarmouth (IOW), Lymington, Southampton, Portsmouth and Fareham to Winchester and London**

**Sundays until 15 September**

Operator	XC B 1 ◇	SW □	SW □	GW E	SW □ ⚓	SW □	SW □	SW □	SW A □	SW □	SW □	SW A □	XC B 1 ◇	SW □	SW □	SW □ ⚓	SW □	SW □	
Days of operation/Notes 1st Class/Reservations/Bus/Ferry Catering facilities	⚓	⚓	⚓	⚓	⚓	⚓	⚓	⚓	⚓	⚓	⚓	⚓	⚓	⚓	⚓	⚓	⚓	⚓	
Weymouth (WEY)	d		1548	1608													1648		
Upwey (UPW)	d		1552	1613													1652		
Dorchester West (DCW)	a			1621															
Dorchester South (DCH)	d		1600														1700		
Moreton (Dorset) (MTN)	d		1607														1707		
Wool (WOO)	d		1613														1713		
Wareham (WRM)	d		1620														1720		
Holton Heath (HOL)	d																		
Hamworthy (HAM)	d		1627														1727		
Poole (POO)	4 a		1631														1731		
Poole (POO)	4 d		1632						1655								1732		
Parkstone (Dorset) (PKS)	d		1637														1737		
Branksome (BSM)	d		1641														1741		
Bournemouth (BMH)	a		1647						1704								1747		
Bournemouth (BMH)	d	1640	1650						1706		1740						1750		
Pokesdown (POK)	d								1710										
Christchurch (CHR)	d								1714										
Hinton Admiral (HNA)	d								1719										
New Milton (NWM)	d		1701						1723								1801		
Sway (SWY)	d								1728										
Yarmouth (I.O.W.) (YMH)	⚓ d				1605												1705		
Lymington Pier (LYP)	⚓ a				1645												1745		
Lymington Pier (LYP)	d		1644			1714								1744				1814	
Lymington Town (LYT)	d		1646			1716								1746				1816	
Brockenhurst (BCU)	3 a		1654	1708		1724				1732			1754	1754	1808		1824		
Brockenhurst (BCU)	3 d			1709						1733			1755		1809				
Beaulieu Road (BEU)	d									1739									
Ashurst New Forest (ANF)	d									1743									
Totton (TTN)	d									1748									
Redbridge (RDB)	d								1740										
Millbrook (Hants) (MBK)	d								1744										
Southampton Central (SOU)	a	1708	1723						1746	1753	←	1810			1823				
Southampton Central (SOU)	d	1715	1725						1759	1755		1759	1815		1825				
St Denys (SDN)	d								→			1804							
Swaythling (SWG)	d											1807							
Southampton Airport Parkwy (SOA)	← d	1723	1733							1803		1810	1823		1833				
Portsmouth Harbour (PMH)	⚓ d								1717										1817
Portsmouth & Southsea (PMS)	d								1722										1822
Fratton (FTN)	d								1726										1826
Hilsea (HLS)	d								1730										1830
Cosham (CSA)	d								1735										1835
Portchester (PTC)	d								1740										1840
Fareham (FRM)	d								1746										1846
Botley (BOE)	d								1753										1853
Hedge End (HDE)	d								1758										1858
Eastleigh (ESL)	3 a								1804	1806	←	1814							1904
Eastleigh (ESL)	3 d									1811	1807	1811	1815						1911
Chandlers Ford (CFR)	d									→			1820						→
Romsey (ROM)	a												1828						
Shawford (SHW)	d											1817							
Winchester (WIN)	d	1731	1742							1817	1823		1831		1842				
Micheldever (MIC)	d										1832								
Basingstoke (BSK)	a	1747	1758							1833	1842		1846		1858				
Reading (RDG)	7 a	1805											1905						
Fleet (FLE)	a																		
Farnborough (Main) (FNB)	a											1857							
Woking (WOK)	a		1818							1853	1908				1918				
Clapham Junction (CLJ)	10 a		1839							1915	1928				1939				
London Waterloo (WAT)	15 a		1849							1925	1939				1949				

**NOTES** (see introductory pages for explanation of train operator codes and standard symbols)

- a Arrival time
- d Departure time
- A From Salisbury
- B To Manchester Piccadilly
- E To Bristol Temple Meads

## Weymouth, Bournemouth, Yarmouth (IOW), Lymington, Southampton, Portsmouth and Fareham to Winchester and London

**Sundays** until 15 September

Operator	SW A	SW	SW	SW A	XC B	SW	SW	GW E	SW	SW	SW	SW A	SW	SW	SW A	XC F	SW
Days of operation/Notes 1st Class/Reservations/Bus/Ferry	□	□	□	□	□◇	□	□	□	□	□	□	□	□	□	□	□◇	□
Weymouth (WEY)	d						1745	1753									
Upwey (UPW)	d						1749	1758									
Dorchester West (DCW)	a							1806									
Dorchester South (DCH)	d						1800c										
Moreton (Dorset) (MTN)	d						1807										
Wool (WOO)	d						1813										
Wareham (WRM)	d						1820										
Holton Heath (HOL)	d																
Hamworthy (HAM)	d						1827										
Poole (POO)	4 a						1831										
Poole (POO)	4 d		1755				1832						1855				
Parkstone (Dorset) (PKS)	d						1836										
Branksome (BSM)	d						1840										
Bournemouth (BMH)	a		1804				1847						1904				
Bournemouth (BMH)	d		1806		1840		1850						1906			1940	
Pokesdown (POK)	d		1810										1910				
Christchurch (CHR)	d		1814										1914				
Hinton Admiral (HNA)	d		1819										1919				
New Milton (NWM)	d		1823				1901						1923				
Sway (SWY)	d		1828										1928				
Yarmouth (I.O.W.) (YMH)	d							1805									
Lymington Pier (LYP)	a							1845									
Lymington Pier (LYP)	d					1844				1914							1944
Lymington Town (LYT)	d					1846				1916							1946
Brockenhurst (BCU)	3 a		1832			1854	1908			1924			1932				1954
Brockenhurst (BCU)	3 d		1833				1909						1933				
Beaulieu Road (BEU)	d		1839										1939				
Ashurst New Forest (ANF)	d		1843										1943				
Totton (TTN)	d		1848										1948				
Redbridge (RDB)	d	1839										1939					
Millbrook (Hants) (MBK)	d	1844										1943					
Southampton Central (SOU)	a	1846	1853	←	1908		1923					1945	1953	←	2008		
Southampton Central (SOU)	d	1859	1855		1859	1915	1925					1959	1955		1959	2015	
St Denys (SDN)	d	←			1904							←			2004		
Swaythling (SWG)	d				1907										2007		
Southampton Airport Parkwy (SOA) ←	d		1903		1910	1923	1933						2003		2010	2023	
Portsmouth Harbour (PMH)	d											1917					
Portsmouth & Southsea (PMS)	d											1922					
Fratton (FTN)	d											1926					
Hilsea (HLS)	d											1930					
Cosham (CSA)	d											1935					
Portchester (PTC)	d											1940					
Fareham (FRM)	d											1946					
Botley (BOE)	d											1953					
Hedge End (HDE)	d											1958					
Eastleigh (ESL)	3 a		1906	←	1914							2004		2006	←	2014	
Eastleigh (ESL)	3 d		1907	1911	1915							2011		2007	2011	2015	
Chandlers Ford (CFR)	d				1920							←			2020		
Romsey (ROM)	a				1928										2028		
Shawford (SHW)	d			1917										2017			
Winchester (WIN)	d		1917	1923		1931	1942						2017	2023		2031	
Micheldever (MIC)	d			1932										2032			
Basingstoke (BSK)	a		1933	1942		1946	1958						2033	2042		2046	
Reading (RDG)	7 a					2006										2105	
Fleet (FLE)	a																
Farnborough (Main) (FNB)	a			1957													2057
Woking (WOK)	a		1953	2008				2018						2053	2108		
Clapham Junction (CLJ)	10 a		2015	2028				2039						2114	2128		
London Waterloo (WAT)	15 a		2024	2039				2049						2124	2139		

**NOTES** (see introductory pages for explanation of train operator codes and standard symbols)

- a Arrival time
- d Departure time
- c Arrives 4 minutes earlier
- A From Salisbury
- B To Manchester Piccadilly
- E To Bristol Temple Meads
- F To Birmingham New Street



**Weymouth, Bournemouth, Yarmouth (IOW), Lymington, Southampton, Portsmouth and Fareham to Winchester and London**

**Sundays** until 15 September

Operator	SW	SW	SW	SW	SW A	SW	SW	SW A	SW	SW	SW	SW	SW A	SW	SW	SW A	GW
Days of operation/Notes	1	1	1	1	A	1	1	A	1	1	1	1	A	1	1	A	E
1st Class/Reservations/Bus/Ferry		1	1	1	A	1	1	A	1	1	1	1	A	1	1	A	E
Weymouth (WEY) d	1848														1958		2011
Upwey (UPW) d	1852														2002		2016
Dorchester West (DCW) a																	2024
Dorchester South (DCH) d	1900														2010		
Moreton (Dorset) (MTN) d	1907														2017		
Wool (WOO) d	1913														2023		
Wareham (WRM) d	1920														2030		
Holton Heath (HOL) d																	
Hamworthy (HAM) d	1927														2037		
Poole (POO) 4 a	1931														2043		
Poole (POO) 4 d	1932					1955									2049		
Parkstone (Dorset) (PKS) d	1937														2053		
Branksome (BSM) d	1941														2056		
Bournemouth (BMH) a	1947					2004									2102		
Bournemouth (BMH) d	1950					2006									2106		
Pokesdown (POK) d						2010									2110		
Christchurch (CHR) d						2014									2114		
Hinton Admiral (HNA) d						2019									2119		
New Milton (NWM) d	2001					2023									2123		
Sway (SWY) d						2028									2128		
Yarmouth (I.O.W.) (YMH) d		1905											2005				
Lymington Pier (LYP) a		1945											2045				
Lymington Pier (LYP) d			2014							2044			2114				
Lymington Town (LYT) d			2016							2046			2116				
Brockenhurst (BCU) 3 a	2008		2024			2032				2054			2124		2132		
Brockenhurst (BCU) 3 d	2009					2033									2133		
Beaulieu Road (BEU) d						2039									2139		
Ashurst New Forest (ANF) d						2043									2143		
Totton (TTN) d						2048									2148		
Redbridge (RDB) d						2039								2139			
Millbrook (Hants) (MBK) d						2043								2143			
Southampton Central (SOU) a	2023					2045	2053		←					2145	2153		←
Southampton Central (SOU) d	2025					2059	2055		2059					2159	2155		2159
St Denys (SDN) d						←			2104					←			2204
Swaythling (SWG) d									2107								2207
Southampton Airport Parkway (SOA) ↖ d	2033					2103			2110						2203		2210
Portsmouth Harbour (PMH) d						2017								2117			
Portsmouth & Southsea (PMS) d						2022								2122			
Fratton (FTN) d						2026								2126			
Hilsea (HLS) d						2030								2130			
Cosham (CSA) d						2035								2135			
Portchester (PTC) d						2040								2140			
Fareham (FRM) d						2046								2146			
Botley (BOE) d						2053								2153			
Hedge End (HDE) d						2058								2158			
Eastleigh (ESL) 3 a						2104	2106	←	2114					2204	2206	←	2214
Eastleigh (ESL) 3 d						2111	2107	2111	2115					2211	2207	2211	2215
Chandlers Ford (CFR) d						←			2120					←			2220
Romsey (ROM) a									2128								2231
Shawford (SHW) d									2117								2217
Winchester (WIN) d	2042					2117	2123								2217	2222	
Micheldever (MIC) d							2132									2232	
Basingstoke (BSK) a	2058					2133	2142								2234	2242	
Reading (RDG) 7 a																	
Fleet (FLE) a																	
Farnborough (Main) (FNB) a									2157								2257
Woking (WOK) a	2118					2153	2208								2254	2308	
Clapham Junction (CLJ) 10 a	2139					2214	2228								2314	2328	
London Waterloo (WAT) 15 a	2149					2224	2237								2324	2339	

**NOTES (see introductory pages for explanation of train operator codes and standard symbols)**

- a Arrival time
- d Departure time
- A From Salisbury
- E To Bristol Temple Meads

## Weymouth, Bournemouth, Yarmouth (IOW), Lymington, Southampton, Portsmouth and Fareham to Winchester and London

**Sundays** until 15 September

Operator Days of operation/Notes 1st Class/Reservations/Bus/Ferry	SW	SW	SW	SW	SW	SW	SW	SW	SW	SW
	□	☞	□	□	G □	□	G □	□	□	□
Weymouth (WEY)	d						2058		2158	2258
Upwey (UPW)	d						2102		2202	2302
Dorchester West (DCW)	a									
Dorchester South (DCH)	d						2110		2210	2310
Moreton (Dorset) (MTN)	d						2117		2217	2317
Wool (WOO)	d						2123		2223	2323
Wareham (WRM)	d						2130		2230	2330
Holton Heath (HOL)	d									
Hamworthy (HAM)	d						2137		2237	2337
Poole (POO)	4 a						2143		2243	2341
Poole (POO)	4 d						2150		2250	2349
Parkstone (Dorset) (PKS)	d						2154		2254	2353
Branksome (BSM)	d						2157		2257	2357
Bournemouth (BMH)	a						2203		2303	0002
Bournemouth (BMH)	d						2208		2308	
Pokesdown (POK)	d						2212		2312	
Christchurch (CHR)	d						2216		2316	
Hinton Admiral (HNA)	d						2221		2321	
New Milton (NWM)	d						2225		2325	
Sway (SWY)	d						2230		2330	
Yarmouth (I.O.W.) (YMH)	☞ d		2105							
Lymington Pier (LYP)	☞ a		2145							
Lymington Pier (LYP)	d	2144		2214						
Lymington Town (LYT)	d	2146		2216						
Brockenhurst (BCU)	3 a	2154		2224			2234		2335	
Brockenhurst (BCU)	3 d						2235		2336	
Beaulieu Road (BEU)	d									
Ashurst New Forest (ANF)	d						2243		2343	
Totton (TTN)	d						2248		2348	
Redbridge (RDB)	d						2235			
Millbrook (Hants) (MBK)	d						2241			
Southampton Central (SOU)	a						2247	2253	☞	2355
Southampton Central (SOU)	d						2305	2255	2305	
St Denys (SDN)	d						☞		2310	
Swaythling (SWG)	d								2313	
Southampton Airport Parkwy (SOA)	☞ a						2303		2316	
Portsmouth Harbour (PMH)	☞ d						2217			2317
Portsmouth & Southsea (PMS)	d						2222			2322
Fratton (FTN)	d						2226			2326
Hilsea (HLS)	d						2230			2330
Cosham (CSA)	d						2235			2335
Portchester (PTC)	d						2240			2340
Fareham (FRM)	d						2246			2346
Botley (BOE)	d						2253			2353
Hedge End (HDE)	d						2258			2358
Eastleigh (ESL)	3 a						2304	2309	2320	0004
Eastleigh (ESL)	3 d						2311	2322		
Chandlers Ford (CFR)	d							2327		
Romsey (ROM)	a							2335		
Shawford (SHW)	d						2317			
Winchester (WIN)	d						2323			
Micheldever (MIC)	d						2332			
Basingstoke (BSK)	a						2342			
Reading (RDG)	7 a									
Fleet (FLE)	a									
Farnborough (Main) (FNB)	a									
Woking (WOK)	a						0002			
Clapham Junction (CLJ)	10 a						0023			
London Waterloo (WAT)	☞ 15 a						0033			

**NOTES** (see introductory pages for explanation of train operator codes and standard symbols)

- a Arrival time
- d Departure time
- G From Romsey

Weymouth, Bournemouth, Yarmouth (IOW), Lymington, Southampton, Portsmouth and Fareham to Winchester and London

**Sundays** from 22 September

Operator	SW	SW	SW	SW	SW	SW	SW	SW	SW	XC	SW	GW	SW	SW	SW	SW	
Days of operation/Notes 1st Class/Reservations/Bus/Ferry Catering facilities	□	□	□	☞	□	A	□	□	A	B	□	C	□	□	□	□	
Weymouth (WEY)	d											0743	0801				
Upwey (UPW)	d											0747					
Dorchester West (DCW)	a												0812				
Dorchester South (DCH)	d											0755					
Moreton (Dorset) (MTN)	d											0802					
Wool (WOO)	d											0808					
Wareham (WRM)	d											0816					
Holton Heath (HOL)	d																
Hamworthy (HAM)	d											0823					
Poole (POO)	4 a											0828					
Poole (POO)	4 d					0719			0747			0829				0852	
Parkstone (Dorset) (PKS)	d					0723			0751			0833					
Branksome (BSM)	d					0726			0754			0837					
Bournemouth (BMH)	a					0731			0759			0843				0901	
Bournemouth (BMH)	d					0735			0803			0847				0903	
Pokesdown (POK)	d					0739			0807							0907	
Christchurch (CHR)	d					0743			0811							0911	
Hinton Admiral (HNA)	d					0748			0816							0916	
New Milton (NWM)	d					0752			0820			0858				0920	
Sway (SWY)	d					0757			0825							0925	
Yarmouth (I.O.W.) (YMH)	☞ d			0700													
Lymington Pier (LYP)	☞ a			0740													
Lymington Pier (LYP)	d														0914		
Lymington Town (LYT)	d														0916		
Brockenhurst (BCU)	3 a					0802			0830			0906			0924	0930	
Brockenhurst (BCU)	3 d					0803			0831			0907				0931	
Beaulieu Road (BEU)	d								0837							0937	
Ashurst New Forest (ANF)	d					0813			0841							0941	
Totton (TTN)	d					0818			0846							0946	
Redbridge (RDB)	d						0846							0939			
Millbrook (Hants) (MBK)	d						0850							0943			
Southampton Central (SOU)	a					0824	0852		0853	←		0924		0945		0953	
Southampton Central (SOU)	d	0652		0754		0826	0859		0855		0859	0915	0925		0959		0955
St Denys (SDN)	d						→				0904			→			
Swaythling (SWG)	d										0907						
Southampton Airport Parkwy (SOA)	↔ d	0700		0802		0834			0903	0910	0923	0933					1003
Portsmouth Harbour (PMH)	☞ d		0717						0817								0917
Portsmouth & Southsea (PMS)	d		0722						0822								0922
Fratton (FTN)	d		0726						0826								0926
Hilsea (HLS)	d		0730						0830								0930
Cosham (CSA)	d		0735						0835								0935
Portchester (PTC)	d		0740						0840								0940
Fareham (FRM)	d		0746						0846								0946
Botley (BOE)	d		0753						0853								0953
Hedge End (HDE)	d		0758						0858								0958
Eastleigh (ESL)	3 a	0704	0804	0807					0904	0907	0914						1004 1007
Eastleigh (ESL)	3 d	0708	0811						0911	0915							1011
Chandlers Ford (CFR)	d									0920							
Romsey (ROM)	a									0928							
Shawford (SHW)	d	0714	0817						0917								1017
Winchester (WIN)	d	0722	0823			0843			0923		0931	0942					1023
Micheldever (MIC)	d	0730	0832						0932								1032
Basingstoke (BSK)	a	0742	0844			0901			0942		0947	0958					1042
Reading (RDG)	7 a										1006						
Fleet (FLE)	a					0913											
Farnborough (Main) (FNB)	a					0918											
Woking (WOK)	a	0802	0903			0928			1002			1019					1102
Clapham Junction (CLJ)	10 a	0832	0929			0959			1029			1041					1129
London Waterloo (WAT)	↻ 15 a	0843	0940			1009			1040			1051					1139

NOTES (see introductory pages for explanation of train operator codes and standard symbols)

- a Arrival time
- d Departure time
- A From Salisbury
- B To Manchester Piccadilly
- C Runs until 20 October. To Cardiff Central

Weymouth, Bournemouth, Yarmouth (IOW), Lymington, Southampton, Portsmouth and Fareham to Winchester and London

**Sundays** from 22 September

Operator	SW A	SW	XC B	SW	SW	SW	SW A	SW	SW	SW A	XC B	SW	SW	SW D	SW	SW A
Days of operation/Notes 1st Class/Reservations/Bus/Ferry Catering facilities	□	□	□◇ ⚓	□	⚓	□	□	□	□	□	□◇ ⚓	□	□	⚓	□	□
Weymouth (WEY)	d			0845										0945		
Upwey (UPW)	d			0849										0949		
Dorchester West (DCW)	a															
Dorchester South (DCH)	d			0857										0957		
Moreton (Dorset) (MTN)	d			0904										1004		
Wool (WOO)	d			0910										1010		
Wareham (WRM)	d			0918										1018		
Holton Heath (HOL)	d															
Hamworthy (HAM)	d			0925										1025		
Poole (POO)	4 a			0930										1030		
Poole (POO)	4 a			0931					0953					1031		
Parkstone (Dorset) (PKS)	d			0935										1035		
Branksome (BSM)	d			0939										1039		
Bournemouth (BMH)	a			0945					1002					1045		
Bournemouth (BMH)	d		0940	0949					1004		1040			1049		
Pokesdown (POK)	d								1008							
Christchurch (CHR)	d								1012							
Hinton Admiral (HNA)	d								1017							
New Milton (NWM)	d			1000					1021				1100			
Sway (SWY)	d								1026							
Yarmouth (I.O.W.) (YMH)	⚓ d				0905									1005		
Lymington Pier (LYP)	⚓ a				0945									1045		
Lymington Pier (LYP)	d	0944				1014						1044			1114	
Lymington Town (LYT)	d	0946				1016						1046			1116	
Brockenhurst (BCU)	3 a	0954	0954	1006		1024				1031		1054	1107		1124	
Brockenhurst (BCU)	3 d		0955	1007						1032			1109			
Beaulieu Road (BEU)	d									1038						
Ashurst New Forest (ANF)	d									1042						
Totton (TTN)	d									1047						
Redbridge (RDB)	d						1039									1139
Millbrook (Hants) (MBK)	d						1043									1143
Southampton Central (SOU)	a	←	1008	1023			1045		1053	←	1109		1123			1145
Southampton Central (SOU)	d	0959	1015	1025			1059		1055	1059	1115		1125			1159
St Denys (SDN)	d	1004					→			1104						→
Swaythling (SWG)	d	1007								1107						
Southampton Airport Parkwy (SOA)	↔ d	1010	1023	1033					1103	1110	1123		1132			
Portsmouth Harbour (PMH)	⚓ d							1017								
Portsmouth & Southsea (PMS)	d							1022								
Fratton (FTN)	d							1026								
Hilsea (HLS)	d							1030								
Cosham (CSA)	d							1035								
Portchester (PTC)	d							1040								
Fareham (FRM)	d							1046								
Botley (BOE)	d							1053								
Hedge End (HDE)	d							1058								
Eastleigh (ESL)	3 a	1014						1104	1107	1114						
Eastleigh (ESL)	3 d	1015							1111	1115						
Chandlers Ford (CFR)	d	1020								1120						
Romsey (ROM)	a	1028								1128						
Shawford (SHW)	d								1117							
Winchester (WIN)	d		1031	1042					1123		1131		1142			
Micheldever (MIC)	d								1132							
Basingstoke (BSK)	a		1046	1058					1142		1146		1158			
Reading (RDG)	7 a		1106								1205					
Fleet (FLE)	a															
Farnborough (Main) (FNB)	a															
Woking (WOK)	a			1118					1203				1218			
Clapham Junction (CLJ)	10 a			1141					1227				1239			
London Waterloo (WAT)	⚓ 15 a			1152					1237				1249			

NOTES (see introductory pages for explanation of train operator codes and standard symbols)

- a Arrival time
- d Departure time
- A From Salisbury
- B To Manchester Piccadilly
- D Runs until 3 November

**Weymouth, Bournemouth, Yarmouth (IOW), Lymington, Southampton, Portsmouth and Fareham to Winchester and London**

**Sundays from 22 September**























Operator	SW	SW	SW	XC	SW	SW	GW	SW	SW	SW	SW	SW	SW	XC	SW	SW			
Days of operation/Notes 1st Class/Reservations/Bus/Ferry Catering facilities	□	□	A	B	□	□	E		□	□	□	□	□	B	□	□			
	□	□	□	□	□	□								□	□	□			
Weymouth (WEY)	d					1045	1058									1145			
Upwey (UPW)	d					1049	1103									1149			
Dorchester West (DCW)	a						1111												
Dorchester South (DCH)	d					1057										1157			
Moreton (Dorset) (MTN)	d					1104										1204			
Wool (WOO)	d					1110										1210			
Wareham (WRM)	d					1118										1218			
Holton Heath (HOL)	d																		
Hamworthy (HAM)	d					1125										1225			
Poole (POO)	4 a					1130										1230			
Poole (POO)	4 d		1053			1131						1153				1231			
Parkstone (Dorset) (PKS)	d					1135										1235			
Branksome (BSM)	d					1138										1238			
Bournemouth (BMH)	a		1102			1145						1202				1245			
Bournemouth (BMH)	d		1104		1140	1149						1204		1240		1249			
Pokesdown (POK)	d		1108									1208							
Christchurch (CHR)	d		1112									1212							
Hinton Admiral (HNA)	d		1117									1217							
New Milton (NWM)	d		1121			1200						1221				1300			
Sway (SWY)	d		1126									1226							
Yarmouth (I.O.W.) (YMH)	d							1105											
Lymington Pier (LYP)	a							1145											
Lymington Pier (LYP)	d					1144				1214						1244			
Lymington Town (LYT)	d					1146				1216						1246			
Brockenhurst (BCU)	3 a		1131			1154	1207			1224			1231			1307			
Brockenhurst (BCU)	3 d		1132				1208						1232			1308			
Beaulieu Road (BEU)	d		1138										1238						
Ashurst New Forest (ANF)	d		1142										1242						
Totton (TTN)	d		1147										1247						
Redbridge (RDB)	d											1239							
Millbrook (Hants) (MBK)	d											1243							
Southampton Central (SOU)	a		1153		1208		1223					1245		1253		1308	1323		
Southampton Central (SOU)	d		1155		1159	1215		1225				1259		1255		1259	1315	1325	
St Denys (SDN)	d				1204											1304			
Swaythling (SWG)	d				1207											1307			
Southampton Airport Parkwy (SOA)	d		1203		1210	1223		1232								1303	1310	1323	1333
Portsmouth Harbour (PMH)	d	1117											1217						
Portsmouth & Southsea (PMS)	d	1122											1222						
Fratton (FTN)	d	1126											1226						
Hilsea (HLS)	d	1130											1230						
Cosham (CSA)	d	1135											1235						
Portchester (PTC)	d	1140											1240						
Fareham (FRM)	d	1146											1246						
Botley (BOE)	d	1153											1253						
Hedge End (HDE)	d	1158											1258						
Eastleigh (ESL)	3 a	1204	1207	1214									1304	1307	1314				
Eastleigh (ESL)	3 d	1211		1215									1311		1315				
Chandlers Ford (CFR)	d			1220									1320						
Romsey (ROM)	a			1228									1328						
Shawford (SHW)	d	1217											1317						
Winchester (WIN)	d	1223			1231		1242						1323			1331			1342
Micheldever (MIC)	d	1232											1332						
Basingstoke (BSK)	a	1242			1246		1258						1342			1346			1358
Reading (RDG)	7 a				1305											1406			
Fleet (FLE)	a																		
Farnborough (Main) (FNB)	a																		
Woking (WOK)	a	1302					1318						1402						1418
Clapham Junction (CLJ)	10 a	1327					1339						1427						1439
London Waterloo (WAT)	15 a	1337					1349						1437						1449

**NOTES** (see introductory pages for explanation of train operator codes and standard symbols)

- a Arrival time
- d Departure time
- A From Salisbury
- B To Manchester Piccadilly
- E To Swindon

## Weymouth, Bournemouth, Yarmouth (IOW), Lymington, Southampton, Portsmouth and Fareham to Winchester and London

Sundays from 22 September

Operator Days of operation/Notes 1st Class/Reservations/Bus/Ferry Catering facilities	SW	SW	SW	SW	SW	SW	XC	SW	SW	SW	SW	SW	SW	SW	SW	SW	
			A				A	B					A			A	
Weymouth (WEY)	d																1245
Upwey (UPW)	d																1249
Dorchester West (DCW)	a																
Dorchester South (DCH)	d																1257
Moreton (Dorset) (MTN)	d																1304
Wool (WOO)	d																1310
Wareham (WRM)	d																1318
Holton Heath (HOL)	d																
Hamworthy (HAM)	d																1325
Poole (POO)	<b>4</b> a																1330
Poole (POO)	<b>4</b> d					1253											1331
Parkstone (Dorset) (PKS)	d																1335
Branksome (BSM)	d																1339
Bournemouth (BMH)	a					1302											1345
Bournemouth (BMH)	d					1304		1340									1349
Pokesdown (POK)	d					1308											1402
Christchurch (CHR)	d					1312											1404
Hinton Admiral (HNA)	d					1317											1408
New Milton (NWM)	d					1321				1400							1412
Sway (SWY)	d					1326											1417
Yarmouth (I.O.W.) (YMH)	 d	1205										1305					
Lymington Pier (LYP)	 a	1245										1345					
Lymington Pier (LYP)	d		1314						1344				1414				
Lymington Town (LYT)	d		1316						1346				1416				
Brockenhurst (BCU)	<b>3</b> a		1324			1331			1354	1407			1424			1431	
Brockenhurst (BCU)	<b>3</b> d					1332				1408						1432	
Beaulieu Road (BEU)	d					1338										1438	
Ashurst New Forest (ANF)	d					1342										1442	
Totton (TTN)	d					1347										1447	
Redbridge (RDB)	d			1340										1439			
Millbrook (Hants) (MBK)	d			1343										1443			
Southampton Central (SOU)	a			1346		1353		1408		1423				1445		1453	
Southampton Central (SOU)	d			1359		1355	1359	1415		1425				1459		1455	1459
St Denys (SDN)	d						1404										1504
Swaythling (SWG)	d						1407										1507
Southampton Airport Parkwy (SOA)	 d					1403	1410	1423		1433						1503	1510
Portsmouth Harbour (PMH)	 d					1317										1417	
Portsmouth & Southsea (PMS)	d					1322										1422	
Fratton (FTN)	d					1326										1426	
Hilsea (HLS)	d					1330										1430	
Cosham (CSA)	d					1335										1435	
Portchester (PTC)	d					1340										1440	
Fareham (FRM)	d					1346										1446	
Botley (BOE)	d					1353										1453	
Hedge End (HDE)	d					1358										1458	
Eastleigh (ESL)	<b>3</b> a					1404	1407	1414								1504	1506 
Eastleigh (ESL)	<b>3</b> d					1411		1415								1511	1517 
Chandlers Ford (CFR)	d							1420									1511
Romsey (ROM)	a							1428									1517
Shawford (SHW)	d					1417											1517
Winchester (WIN)	d					1423		1431		1442						1517	1523
Micheldever (MIC)	d					1432											1532
Basingstoke (BSK)	a					1443		1446		1458						1533	1542
Reading (RDG)	<b>7</b> a							1504									
Fleet (FLE)	a																
Farnborough (Main) (FNB)	a																1557
Woking (WOK)	a					1502				1518						1553	1608
Clapham Junction (CLJ)	<b>10</b> a					1527				1539						1614	1628
London Waterloo (WAT)	 <b>15</b> a					1537				1549						1624	1639

NOTES (see introductory pages for explanation of train operator codes and standard symbols)

- a Arrival time
- d Departure time
- A From Salisbury
- B To Manchester Piccadilly

**Weymouth, Bournemouth, Yarmouth (IOW), Lymington, Southampton, Portsmouth and Fareham to Winchester and London**

**Sundays from 22 September**

Operator	XC B 1 ◇	SW □	SW □	GW F	SW F ⚓	SW □	SW □	SW □	SW A □	SW □	SW □	SW A □	XC B 1 ◇	SW □	SW □	SW F ⚓	SW □	
Days of operation/Notes 1st Class/Reservations/Bus/Ferry Catering facilities	⚓	□	□		⚓	□	□	□	□	□	□	⚓	□	□	□	⚓	□	
Weymouth (WEY)	d		1345	1415													1445	
Upwey (UPW)	d		1349	1420													1449	
Dorchester West (DCW)	a			1428														
Dorchester South (DCH)	d		1357														1457	
Moreton (Dorset) (MTN)	d		1404														1504	
Wool (WOO)	d		1410														1510	
Wareham (WRM)	d		1418														1518	
Holton Heath (HOL)	d																	
Hamworthy (HAM)	d		1425														1525	
Poole (POO)	4 a		1430														1530	
Poole (POO)	4 d		1431							1453							1531	
Parkstone (Dorset) (PKS)	d		1435														1535	
Branksome (BSM)	d		1439														1539	
Bournemouth (BMH)	a		1445							1502							1545	
Bournemouth (BMH)	d	1440		1449						1504		1540					1549	
Pokesdown (POK)	d									1508								
Christchurch (CHR)	d									1512								
Hinton Admiral (HNA)	d									1517								
New Milton (NWM)	d		1500							1521							1600	
Sway (SWY)	d									1526								
Yarmouth (I.O.W.) (YMH)	⚓ d				1405												1505	
Lymington Pier (LYP)	⚓ a				1445												1545	
Lymington Pier (LYP)	d		1444			1514								1544				1614
Lymington Town (LYT)	d		1446			1516								1546				1616
Brockenhurst (BCU)	3 a		1454	1507		1524				1531				1554	1607			1624
Brockenhurst (BCU)	3 d			1508						1532					1608			
Beaulieu Road (BEU)	d									1538								
Ashurst New Forest (ANF)	d									1542								
Totton (TTN)	d									1547								
Redbridge (RDB)	d								1539									
Millbrook (Hants) (MBK)	d								1543									
Southampton Central (SOU)	a	1509		1523					1545	1552	←	1609			1623			
Southampton Central (SOU)	d	1515		1525					1559	1555		1559	1615		1625			
St Denys (SDN)	d								→			1604						
Swaythling (SWG)	d											1607						
Southampton Airport Parkwy (SOA) ↔	d	1523		1533						1603		1610	1623		1633			
Portsmouth Harbour (PMH)	⚓ d							1517										
Portsmouth & Southsea (PMS)	d							1522										
Fratton (FTN)	d							1526										
Hilsea (HLS)	d							1530										
Cosham (CSA)	d							1535										
Portchester (PTC)	d							1540										
Fareham (FRM)	d							1546										
Botley (BOE)	d							1553										
Hedge End (HDE)	d							1558										
Eastleigh (ESL)	3 a							1604		1607	←	1614						
Eastleigh (ESL)	3 d							1611		1607	1611	1615						
Chandlers Ford (CFR)	d							→				1620						
Romsey (ROM)	a											1628						
Shawford (SHW)	d											1617						
Winchester (WIN)	d	1531		1542						1617	1623		1631		1642			
Micheldever (MIC)	d										1632							
Basingstoke (BSK)	a	1547		1558						1633	1642		1646		1658			
Reading (RDG)	7 a	1606											1705					
Fleet (FLE)	a																	
Farnborough (Main) (FNB)	a										1657							
Woking (WOK)	a			1618						1653	1708				1718			
Clapham Junction (CLJ)	10 a			1639						1714	1728				1739			
London Waterloo (WAT)	⊕ 15 a			1649						1724	1739				1749			

**NOTES** (see introductory pages for explanation of train operator codes and standard symbols)

- a Arrival time
- d Departure time
- A From Salisbury
- B To Manchester Piccadilly
- F To Bristol Temple Meads

**Weymouth, Bournemouth, Yarmouth (IOW), Lymington, Southampton, Portsmouth and Fareham to Winchester and London**

**Sundays from 22 September**

Operator	SW	SW A	SW	SW	SW A	XC B	SW	SW	GW F	SW	SW	SW	SW A	SW	SW	SW A
Days of operation/Notes 1st Class/Reservations/Bus/Ferry Catering facilities	□	□	□	□	□	□◇ ⚓	□	□		☞	□	□	□	□	□	□
Weymouth (WEY)	d							1545	1608							
Upwey (UPW)	d							1549	1613							
Dorchester West (DCW)	a								1621							
Dorchester South (DCH)	d							1557								
Moreton (Dorset) (MTN)	d							1604								
Wool (WOO)	d							1610								
Wareham (WRM)	d							1618								
Holton Heath (HOL)	d															
Hamworthy (HAM)	d							1625								
Poole (POO)	4 a							1630								
Poole (POO)	4 d		1553					1631						1653		
Parkstone (Dorset) (PKS)	d							1635								
Branksome (BSM)	d							1639								
Bournemouth (BMH)	a		1602					1645						1702		
Bournemouth (BMH)	d		1604			1640		1649						1704		
Pokesdown (POK)	d		1608											1708		
Christchurch (CHR)	d		1612											1712		
Hinton Admiral (HNA)	d		1617											1717		
New Milton (NWM)	d		1621					1700						1721		
Sway (SWY)	d		1626											1726		
Yarmouth (I.O.W.) (YMH)	☞ d									1605						
Lymington Pier (LYP)	☞ a									1645						
Lymington Pier (LYP)	d						1644					1714				
Lymington Town (LYT)	d						1646					1716				
Brockenhurst (BCU)	3 a		1631				1654	1707				1724		1731		
Brockenhurst (BCU)	3 d		1632					1708						1732		
Beaulieu Road (BEU)	d		1638											1738		
Ashurst New Forest (ANF)	d		1642											1742		
Totton (TTN)	d		1647											1747		
Redbridge (RDB)	d	1639											1740			
Millbrook (Hants) (MBK)	d	1643											1744			
Southampton Central (SOU)	a	1645	1653		←	1708		1723					1746	1753		←
Southampton Central (SOU)	d	1659	1655			1659	1715	1725					1759	1755		1759
St Denys (SDN)	d	→				1704							→			1804
Swaythling (SWG)	d					1707										1807
Southampton Airport Parkwy (SOA)	↔ d		1703			1710	1723	1733						1803		1810
Portsmouth Harbour (PMH)	☞ d	1617											1717			
Portsmouth & Southsea (PMS)	d	1622											1722			
Fratton (FTN)	d	1626											1726			
Hilsea (HLS)	d	1630											1730			
Cosham (CSA)	d	1635											1735			
Portchester (PTC)	d	1640											1740			
Fareham (FRM)	d	1646											1746			
Botley (BOE)	d	1653											1753			
Hedge End (HDE)	d	1658											1758			
Eastleigh (ESL)	3 a	1704	1706	←	1714								1804	1806	←	1814
Eastleigh (ESL)	3 d	1711	1707	1711	1715								1811	1807	1811	1815
Chandlers Ford (CFR)	d	→			1720								→			1820
Romsey (ROM)	a				1728											1828
Shawford (SHW)	d				1717											1817
Winchester (WIN)	d		1717	1723		1731		1742						1817	1823	
Micheldever (MIC)	d			1732											1832	
Basingstoke (BSK)	a		1733	1742		1747		1758						1833	1842	
Reading (RDG)	7 a					1805										
Fleet (FLE)	a															
Farnborough (Main) (FNB)	a				1757											1857
Woking (WOK)	a		1753	1808				1818						1853	1908	
Clapham Junction (CLJ)	10 a		1814	1829				1839						1915	1928	
London Waterloo (WAT)	↻ 15 a		1825	1839				1849						1925	1939	

**NOTES** (see introductory pages for explanation of train operator codes and standard symbols)

- a Arrival time
- d Departure time
- A From Salisbury
- B To Manchester Piccadilly
- F To Bristol Temple Meads



Weymouth, Bournemouth, Yarmouth (IOW), Lymington, Southampton, Portsmouth and Fareham to Winchester and London

**Sundays** from 22 September

Operator	XC B 1 ◇	SW □	SW □	SW □ ⚓	SW □	SW □	SW A □	SW □	SW □	SW □	SW A □	XC B 1 ◇	SW □	SW □	GW F	SW □ ⚓	SW □
Days of operation/Notes 1st Class/Reservations/Bus/Ferry Catering facilities																	
Weymouth (WEY)	d		1645											1745	1753		
Upwey (UPW)	d		1649											1749	1758		
Dorchester West (DCW)	a														1806		
Dorchester South (DCH)	d		1657											1757			
Moreton (Dorset) (MTN)	d		1704											1804			
Wool (WOO)	d		1710											1810			
Wareham (WRM)	d		1718											1818			
Holton Heath (HOL)	d																
Hamworthy (HAM)	d		1725											1825			
Poole (POO)	4 a		1730											1830			
Poole (POO)	4 d		1731					1753						1831			
Parkstone (Dorset) (PKS)	d		1735											1835			
Branksome (BSM)	d		1739											1839			
Bournemouth (BMH)	a		1745					1802						1845			
Bournemouth (BMH)	d	1740	1749					1804				1840		1849			
Pokesdown (POK)	d							1808									
Christchurch (CHR)	d							1812									
Hinton Admiral (HNA)	d							1817									
New Milton (NWM)	d		1800					1821						1900			
Sway (SWY)	d							1826									
Yarmouth (I.O.W.) (YMH)	⚓ d			1705												1805	
Lymington Pier (LYP)	⚓ a			1745												1845	
Lymington Pier (LYP)	d		1744			1814							1844				1914
Lymington Town (LYT)	d		1746			1816							1846				1916
Brockenhurst (BCU)	3 a	1754	1754	1807		1824				1831			1854	1907			1924
Brockenhurst (BCU)	3 d	1755		1808						1832				1908			
Beaulieu Road (BEU)	d									1838							
Ashurst New Forest (ANF)	d									1842							
Totton (TTN)	d									1847							
Redbridge (RDB)	d							1839									
Millbrook (Hants) (MBK)	d							1844									
Southampton Central (SOU)	a	1810		1823				1846	1853		←	1908		1923			
Southampton Central (SOU)	d	1815		1825				1859	1855		→	1859	1915	1925			
St Denys (SDN)	d									→		1904					
Swaythling (SWG)	d											1907					
Southampton Airport Parkwy (SOA)	← d	1823		1833						1903		1910	1923	1933			
Portsmouth Harbour (PMH)	⚓ d							1817									
Portsmouth & Southsea (PMS)	d							1822									
Fratton (FTN)	d							1826									
Hilsea (HLS)	d							1830									
Cosham (CSA)	d							1835									
Portchester (PTC)	d							1840									
Fareham (FRM)	d							1846									
Botley (BOE)	d							1853									
Hedge End (HDE)	d							1858									
Eastleigh (ESL)	3 a							1904		1906	←	1914					
Eastleigh (ESL)	3 d							1911		1907	1911	1915					
Chandlers Ford (CFR)	d						→					1920					
Romsey (ROM)	a											1928					
Shawford (SHW)	d											1917					
Winchester (WIN)	d	1831		1842						1917	1923		1931	1942			
Micheldever (MIC)	d										1932						
Basingstoke (BSK)	a	1846		1858						1933	1942		1946	1958			
Reading (RDG)	7 a	1905											2006				
Fleet (FLE)	a																
Farnborough (Main) (FNB)	a										1957						
Woking (WOK)	a			1918						1953	2008			2018			
Clapham Junction (CLJ)	10 a			1939						2015	2028			2039			
London Waterloo (WAT)	15 a			1949						2024	2039			2049			

NOTES (see introductory pages for explanation of train operator codes and standard symbols)

- a Arrival time
- d Departure time
- A From Salisbury
- B To Manchester Piccadilly
- F To Bristol Temple Meads

## Weymouth, Bournemouth, Yarmouth (IOW), Lymington, Southampton, Portsmouth and Fareham to Winchester and London

**Sundays from 22 September**

Operator	SW	SW A	SW	SW	SW A	XC G	SW	SW	SW	SW	SW	SW	SW	SW	SW	SW
Days of operation/Notes 1st Class/Reservations/Bus/Ferry	□	□	□	□	□	□◇	□	□	□	□	□	□	□	□	□	□
Weymouth (WEY)	d							1845								
Upwey (UPW)	d							1849								
Dorchester West (DCW)	a															
Dorchester South (DCH)	d							1857								
Moreton (Dorset) (MTN)	d							1904								
Wool (WOO)	d							1910								
Wareham (WRM)	d							1918								
Holton Heath (HOL)	d															
Hamworthy (HAM)	d							1925								
Poole (POO)	4 a							1930								
Poole (POO)	4 d		1853					1931					1953			
Parkstone (Dorset) (PKS)	d							1935								
Branksome (BSM)	d							1939								
Bournemouth (BMH)	a		1902					1945					2002			
Bournemouth (BMH)	d		1904			1940		1949					2004			
Pokesdown (POK)	d		1908										2008			
Christchurch (CHR)	d		1912										2012			
Hinton Admiral (HNA)	d		1917										2017			
New Milton (NWM)	d		1921					2000					2021			
Sway (SWY)	d		1926										2026			
Yarmouth (I.O.W.) (YMH)	d									1905						
Lymington Pier (LYP)	a									1945						
Lymington Pier (LYP)	d						1944				2014					2044
Lymington Town (LYT)	d						1946				2016					2046
Brockenhurst (BCU)	3 a		1931				1954	2007			2024			2031		2054
Brockenhurst (BCU)	3 d		1932					2008						2032		
Beaulieu Road (BEU)	d		1938											2038		
Ashurst New Forest (ANF)	d		1942											2042		
Totton (TTN)	d		1947											2047		
Redbridge (RDB)	d	1939											2039			
Millbrook (Hants) (MBK)	d	1943											2043			
Southampton Central (SOU)	a	1945	1953		←	2008		2023					2045	2053		←
Southampton Central (SOU)	d	1959	1955		1959	2015		2025					2059	2055		2059
St Denys (SDN)	d	→			2004								→			2104
Swaythling (SWG)	d				2007											2107
Southampton Airport Parkway (SOA) ←	d		2003		2010	2023		2033						2103		2110
Portsmouth Harbour (PMH)	d	1917											2017			
Portsmouth & Southsea (PMS)	d	1922											2022			
Fratton (FTN)	d	1926											2026			
Hilsea (HLS)	d	1930											2030			
Cosham (CSA)	d	1935											2035			
Portchester (PTC)	d	1940											2040			
Fareham (FRM)	d	1946											2046			
Botley (BOE)	d	1953											2053			
Hedge End (HDE)	d	1958											2058			
Eastleigh (ESL)	3 a	2004	2006	←	2014								2104	2106	←	2114
Eastleigh (ESL)	3 d	2011	2007	2011	2015								2111	2107	2111	2115
Chandlers Ford (CFR)	d	→			2020								→			2120
Romsey (ROM)	a				2028											2128
Shawford (SHW)	d			2017											2117	
Winchester (WIN)	d		2017	2023		2031		2042					2117	2123		
Micheldever (MIC)	d			2032										2132		
Basingstoke (BSK)	a		2033	2042		2046		2058					2133	2142		
Reading (RDG)	7 a					2105										
Fleet (FLE)	a															
Farnborough (Main) (FNB)	a			2057											2157	
Woking (WOK)	a		2053	2108				2118					2153	2208		
Clapham Junction (CLJ)	10 a		2114	2128				2139					2214	2228		
London Waterloo (WAT)	15 a		2124	2139				2149					2224	2237		

**NOTES** (see introductory pages for explanation of train operator codes and standard symbols)

- a Arrival time
- d Departure time
- A From Salisbury
- G To Birmingham New Street

Weymouth, Bournemouth, Yarmouth (IOW), Lymington, Southampton, Portsmouth and Fareham to Winchester and London

**Sundays from 22 September**






Operator	SW	SW	SW	SW	SW	SW	SW	SW	SW	SW	SW	SW	SW	SW	SW	SW
Days of operation/Notes	D			A			A	F				H			H	
1st Class/Reservations/Bus/Ferry																
Weymouth (WEY)	d				1955			2011						2055		2155
Upwey (UPW)	d				1959			2016						2059		2159
Dorchester West (DCW)	a							2024								
Dorchester South (DCH)	d				2007									2107		2207
Moreton (Dorset) (MTN)	d				2014									2114		2214
Wool (WOO)	d				2020									2120		2220
Wareham (WRM)	d				2028									2128		2228
Holton Heath (HOL)	d															
Hamworthy (HAM)	d				2035									2135		2235
Poole (POO)	4 a				2043									2143		2243
Poole (POO)	4 d				2047									2148		2248
Parkstone (Dorset) (PKS)	d				2051									2152		2252
Branksome (BSM)	d				2055									2156		2256
Bournemouth (BMH)	a				2101									2202		2302
Bournemouth (BMH)	d				2104									2206		2306
Pokesdown (POK)	d				2108									2210		2310
Christchurch (CHR)	d				2112									2214		2314
Hinton Admiral (HNA)	d				2117									2219		2319
New Milton (NWM)	d				2122									2224		2324
Sway (SWY)	d				2126									2228		2328
Yarmouth (I.O.W.) (YMH)	d	2005									2105					
Lymington Pier (LYP)	a	2045									2145					
Lymington Pier (LYP)	d		2114					2144			2214					
Lymington Town (LYT)	d		2116					2146			2216					
Brockenhurst (BCU)	3 a		2124		2132			2154			2224			2234		2334
Brockenhurst (BCU)	3 d				2133									2235		2335
Beaulieu Road (BEU)	d				2138											
Ashurst New Forest (ANF)	d				2142									2243		2343
Totton (TTN)	d				2147									2248		2348
Redbridge (RDB)	d			2139									2235			
Millbrook (Hants) (MBK)	d			2143									2241			
Southampton Central (SOU)	a			2145	2153								2247	2253		2355
Southampton Central (SOU)	d			2159	2155		2159						2305	2255	2305	
St Denys (SDN)	d						2204								2310	
Swaythling (SWG)	d						2207								2313	
Southampton Airport Parkway (SOA)	d				2203		2210							2303		2316
Portsmouth Harbour (PMH)	d			2117									2217			
Portsmouth & Southsea (PMS)	d			2122									2222			
Fratton (FTN)	d			2126									2226			
Hilsea (HLS)	d			2130									2230			
Cosham (CSA)	d			2135									2235			
Portchester (PTC)	d			2140									2240			
Fareham (FRM)	d			2146									2246			
Botley (BOE)	d			2153									2253			
Hedge End (HDE)	d			2158									2258			
Eastleigh (ESL)	3 a			2204	2206		2214						2304	2309	2320	
Eastleigh (ESL)	3 d			2211	2207	2211	2215							2311	2322	
Chandlers Ford (CFR)	d						2220								2327	
Romsey (ROM)	a						2231								2335	
Shawford (SHW)	d					2217								2317		
Winchester (WIN)	d				2217	2222								2323		
Micheldever (MIC)	d					2232								2332		
Basingstoke (BSK)	a				2234	2242								2342		
Reading (RDG)	7 a															
Fleet (FLE)	a															
Farnborough (Main) (FNB)	a					2257										
Woking (WOK)	a					2254	2308							0002		
Clapham Junction (CLJ)	10 a					2314	2328							0023		
London Waterloo (WAT)	15 a					2324	2339							0033		

NOTES (see introductory pages for explanation of train operator codes and standard symbols)

- a Arrival time
- d Departure time
- A From Salisbury
- D Runs until 3 November
- F To Bristol Temple Meads
- H From Romsey

## Weymouth, Bournemouth, Yarmouth (IOW), Lymington, Southampton, Portsmouth and Fareham to Winchester and London

**Sundays** from 22 September

1st Class/Reservations/Bus/Ferry	Operator	SW □	SW □
Weymouth (WEY)	d	2256	
Upwey (UPW)	d	2300	
Dorchester West (DCW)	a		
Dorchester South (DCH)	d	2308	
Moreton (Dorset) (MTN)	d	2315	
Wool (WOO)	d	2321	
Wareham (WRM)	d	2329	
Holton Heath (HOL)	d		
Hamworthy (HAM)	d	2336	
Poole (POO)	4 a	2341	
Poole (POO)	4 d	2349	
Parkstone (Dorset) (PKS)	d	2353	
Branksome (BSM)	d	2356	
Bournemouth (BMH)	a	0002	
Bournemouth (BMH)	d		
Pokesdown (POK)	d		
Christchurch (CHR)	d		
Hinton Admiral (HNA)	d		
New Milton (NWM)	d		
Sway (SWY)	d		
Yarmouth (I.O.W.) (YMH)	 d		
Lymington Pier (LYP)	 a		
Lymington Pier (LYP)	d		
Lymington Town (LYT)	d		
Brockenhurst (BCU)	3 a		
Brockenhurst (BCU)	3 d		
Beaulieu Road (BEU)	d		
Ashurst New Forest (ANF)	d		
Totton (TTN)	d		
Redbridge (RDB)	d		
Millbrook (Hants) (MBK)	d		
Southampton Central (SOU)	a		
Southampton Central (SOU)	d		
St Denys (SDN)	d		
Swaythling (SWG)	d		
Southampton Airport Parkwy (SOA)	 d		
Portsmouth Harbour (PMH)	 d	2317	
Portsmouth & Southsea (PMS)	d	2322	
Fratton (FTN)	d	2326	
Hilsea (HLS)	d	2330	
Cosham (CSA)	d	2335	
Portchester (PTC)	d	2340	
Fareham (FRM)	d	2346	
Botley (BOE)	d	2353	
Hedge End (HDE)	d	2358	
Eastleigh (ESL)	3 a	0004	
Eastleigh (ESL)	3 d		
Chandlers Ford (CFR)	d		
Romsey (ROM)	a		
Shawford (SHW)	d		
Winchester (WIN)	d		
Micheldever (MIC)	d		
Basingstoke (BSK)	a		
Reading (RDG)	7 a		
Fleet (FLE)	a		
Farnborough (Main) (FNB)	a		
Woking (WOK)	a		
Clapham Junction (CLJ)	10 a		
London Waterloo (WAT)	 15 a		

**NOTES** (see introductory pages for explanation of train operator codes and standard symbols)

- a Arrival time  
d Departure time