


Cardiff, Gloucester, Bristol, Bath and Swindon to Westbury, Yeovil, Weymouth, Salisbury, Southampton and Portsmouth

Mondays to Fridays

Operator Days of operation/Notes 1st Class/Reservations/Bus/Ferry Catering facilities	GW	GW	GW A A	GW	GW A A	GW A A	GW	GW	GW	GW A A	GW	GW B B	SW C C	GW	GW B B	GW D D	GW	GW E E
Cardiff Central (CDF) 7 d														0628				
Newport (South Wales) (NWP) d														0642				
Severn Tunnel Jn (STJ) d														0653				
Patchway (PWY) d														0706				
Gloucester (GCR) 7 d									0511									
Yate (YAE) d																		
Bristol Parkway (BPW) 7 d											0613							
Filton Abbey Wood (FIT) d											0617			0710				
Stapleton Road (SRD) d											0622							
Lawrence Hill (LWH) d											0626							
Bristol Temple Meads (BRI) 10 d		0501	0510		0523	0547	0551			0630	0640	0700		0722	0730		0740	0800
Keynsham (KYN) d							0558				0647						0747	
Oldfield Park (OLF) d							0605				0654						0754	
Bath Spa (BTH) 7 a		0514			0534	0558	0608			0642	0657	0711		0734	0741		0756	0811
Bath Spa (BTH) 7 d		0516					0609				0658			0735			0758	
Freshford (FFD) d							0619				0708						0807	
Avoncliff (AVF) d							0622				0711						0810	
Bradford-on-Avon (BOA) d		0528	0536				0626				0715			0747			0814	
Swindon (SWI) d										0602								
Chippenham (CPM) d										0623e								
Melksham (MKM) d										0632								
Trowbridge (TRO) d		0534	0542				0632			0642	0721			0754			0821	
Westbury (WSB) a		0541	0550				0639			0649	0728			0801			0828	
Westbury (WSB) d	0523	0548		0625			0641	0650	0655				0742	0802		0822		
Frome (FRO) d				0634a				0659										
Bruton (BRU) d								0712										
Castle Cary (CLC) d								0717								0841a		
Yeovil Pen Mill (YVP) d								0733g										
Yeovil Junction (YVJ) a																		
Thornford (THO) d								0737x										
Yetminster (YET) d								0740x										
Chetnole (CNO) d								0744x										
Maiden Newton (MDN) d								0757										
Dorchester West (DCW) d								0808										
Upwey (UPW) d								0817										
Weymouth (WEY) a								0823										
Dilton Marsh (DMH) d									0657x					0805x				
Warminster (WMN) d	0531	0556					0649	0704					0750	0812				
Salisbury (SAL) a	0552	0617					0710	0726					0811	0833				
Romsey (ROM) a		0636					0729	0755						0852				
Southampton Central (SOU) a		0647					0740	0807						0903				
Fareham (FRM) a		0710					0803							0927				
Cosham (CSA) a		0719					0811							0935				
Fratton (FTN) a		0727					0819							0944				
Portsmouth & Southsea (PMS) a		0731					0822							0948				
Portsmouth Harbour (PMH)  a		0738					0827							0953				

For the complete service between Cardiff and Newport see table 128

For the complete service between Cardiff and Bristol see table 134

For the complete service between Gloucester and Bristol see table 132

For the complete service between Dorchester and Weymouth see table 154

For the complete service between Salisbury, Southampton and Portsmouth see table 156

For the complete service between Southampton/Portsmouth and Brighton see table 177


For the complete service between Yeovil Pen Mill and Yeovil Junction see table 153

NOTES (see introductory pages for explanation of train operator codes and standard symbols)

- a Arrival time
- d Departure time
- x Stops on request
- e Arrives 6 minutes earlier
- g Arrives 4 minutes earlier
- A To London Paddington
- B From Weston-super-Mare to London Paddington
- C From Yeovil Pen Mill to London Waterloo
- D From London Paddington to Paignton
- E From Taunton to London Paddington

Cardiff, Gloucester, Bristol, Bath and Swindon to Westbury, Yeovil, Weymouth, Salisbury, Southampton and Portsmouth

Mondays to Fridays


Operator Days of operation/Notes 1st Class/Reservations/Bus/Ferry Catering facilities	GW	GW	GW E 113 13	GW	GW	GW A 113 13	GW	SW F 1	GW	GW	GW A 113 13	GW	GW B 113 13	GW D 113 13	GW	GW	GW A 113 13	GW	
Cardiff Central (CDF) 7 d		0728							0828								0928		
Newport (South Wales) (NWP) d		0742							0842								0942		
Severn Tunnel Jn (STJ) d		0752							0852								0953		
Patchway (PWY) d																			
Gloucester (GCR) 7 d							0811									0909			
Yate (YAE) d							0834									0933			
Bristol Parkway (BPW) 7 d							0846									0945			
Filton Abbey Wood (FIT) d		0809					0850		0911						0949	1009			
Stapleton Road (SRD) d																			
Lawrence Hill (LWH) d																			
Bristol Temple Meads (BRI) 10 d	0803	0821	0830		0843	0900	0903		0923		0930	0945	1000		1003	1021	1030	1045	
Keynsham (KYN) d	0811	0828			0850		0911					0952			1009			1052	
Oldfield Park (OLF) d	0818	0835			0857		0918					0959			1016			1059	
Bath Spa (BTH) 7 a	0820	0837	0843		0859	0911	0920		0935		0941	1001	1011		1018	1033	1041	1101	
Bath Spa (BTH) 7 d	0822	0838			0901		0921		0937			1003			1020	1035		1103	
Freshford (FFD) d					0910							1012						1112	
Avoncliff (AVF) d					0912							1015						1115	
Bradford-on-Avon (BOA) d	0834	0851			0916		0933		0949			1019			1032	1047		1119	
Swindon (SWI) d				0845															
Chippenham (CPM) d				0900															
Melksham (MKM) d				0910															
Trowbridge (TRO) d	0840	0858		0919	0923		0940		0956			1025			1039	1053		1125	
Westbury (WSB) a	0847	0905		0926	0930		0947		1003	←		1032			1046	1100		1132	
Westbury (WSB) d	0849	0906			0933		1006	0956	1004	1006		1035		1047	1052	1101		1134	
Frome (FRO) d	0902						→	1005		1016a					1102				
Bruton (BRU) d	0914							1017							1114				
Castle Cary (CLC) d	0920							1038c						1106a	1119				
Yeovil Pen Mill (YVP) d	0934							1052a							1133				
Yeovil Junction (YVJ) a																			
Thornford (THO) d	0938x														1137x				
Yetminster (YET) d	0941x														1140x				
Chetnole (CNO) d	0945x														1144x				
Maiden Newton (MDN) d	0958														1157				
Dorchester West (DCW) d	1018h														1213e				
Upwey (UPW) d	1026														1222				
Weymouth (WEY) a	1031														1227				
Dilton Marsh (DMH) d					0935x											1105x			
Warminster (WMN) d		0914			0942a				1012			1043				1111		1142	
Salisbury (SAL) a		0935							1033			1105				1132		1203	
Romsey (ROM) a		0954							1052							1151			
Southampton Central (SOU) a		1005							1103							1202			
Fareham (FRM) a		1028							1127							1229			
Cosham (CSA) a		1036							1135							1237			
Fratton (FTN) a		1044							1143							1244			
Portsmouth & Southsea (PMS) a		1048							1147							1247			
Portsmouth Harbour (PMH)  a		1052							1152							1252			

NOTES (see introductory pages for explanation of train operator codes and standard symbols)

- a Arrival time
- d Departure time
- x Stops on request
- c Arrives 16 minutes earlier
- e Arrives 6 minutes earlier
- h Arrives 10 minutes earlier
- A To London Paddington
- B From Weston-super-Mare to London Paddington
- D From London Paddington to Paignton
- E From Taunton to London Paddington
- F From London Waterloo

Cardiff, Gloucester, Bristol, Bath and Swindon to Westbury, Yeovil, Weymouth, Salisbury, Southampton and Portsmouth

Mondays to Fridays


Operator Days of operation/Notes 1st Class/Reservations/Bus/Ferry Catering facilities	SW C I	GW A IIR A	GW	GW	GW G IIR A	GW	GW A IIR A	SW F I	GW	GW B IIR A	GW	GW	GW A IIR A	SW F I	GW	GW A IIR A	GW	GW G IIR A
Cardiff Central (CDF) 7 d						1030							1130					
Newport (South Wales) (NWP) d						1044							1144					
Severn Tunnel Jn (STJ) d																		
Patchway (PWY) d																		
Gloucester (GCR) 7 d				1009								1110						1210
Yate (YAE) d				1032								1134						1234
Bristol Parkway (BPW) 7 d				1045								1146						1246
Filton Abbey Wood (FIT) d				1049		1109						1149	1209					1250
Stapleton Road (SRD) d																		
Lawrence Hill (LWH) d																		
Bristol Temple Meads (BRI) 10 d		1100		1103		1122	1130		1141	1200	1203	1222	1230		1242	1300	1303	
Keynsham (KYN) d				1111					1148		1211				1249		1311	
Oldfield Park (OLF) d				1118					1155		1218				1256		1318	
Bath Spa (BTH) 7 a		1111		1120		1134	1141		1157	1211	1220	1234	1241		1258	1311	1320	
Bath Spa (BTH) 7 d				1122		1135			1159		1222	1235			1300		1322	
Freshford (FFD) d									1208						1309			
Avoncliff (AVF) d									1211						1312			
Bradford-on-Avon (BOA) d				1134		1147			1215		1234	1247			1316		1334	
Swindon (SWI) d			1105															
Chippenham (CPM) d			1121															
Melksham (MKM) d			1131															
Trowbridge (TRO) d			1140	1144		1154			1221		1240	1254			1322		1340	
Westbury (WSB) a			1147	1152		1201			1228		1248	1301			1329		1349	
Westbury (WSB) d	1144				1156	1203		1206	1229		1251	1303		1323	1331		1356	
Frome (FRO) d								1221e			1301			1332				
Bruton (BRU) d								1232			1312			1344				
Castle Cary (CLC) d					1215a			1241			1318			1359f			1415a	
Yeovil Pen Mill (YVP) d								1258			1332			1414				
Yeovil Junction (YVJ) a								1303						1419				
Thornford (THO) d											1336x							
Yetminster (YET) d											1339x							
Chetnole (CNO) d											1343x							
Maiden Newton (MDN) d											1356							
Dorchester West (DCW) d											1413j							
Upwey (UPW) d											1422							
Weymouth (WEY) a											1427							
Dilton Marsh (DMH) d								1232x							1333x			
Warminster (WMN) d	1152					1211		1239					1311		1340			
Salisbury (SAL) a	1212					1232		1300					1332		1401			
Romsey (ROM) a						1251							1351					
Southampton Central (SOU) a						1302							1404					
Fareham (FRM) a						1327							1427					
Cosham (CSA) a						1335							1435					
Fratton (FTN) a						1343							1443					
Portsmouth & Southsea (PMS) a						1347							1447					
Portsmouth Harbour (PMH)  a						1352							1452					

NOTES (see introductory pages for explanation of train operator codes and standard symbols)

- a Arrival time
- d Departure time
- x Stops on request
- e Arrives 6 minutes earlier
- f Arrives 9 minutes earlier
- j Arrives 7 minutes earlier
- A To London Paddington
- B From Weston-super-Mare to London Paddington
- C From Yeovil Pen Mill to London Waterloo
- F From London Waterloo
- G From London Paddington to Exeter St Davids

Cardiff, Gloucester, Bristol, Bath and Swindon to Westbury, Yeovil, Weymouth, Salisbury, Southampton and Portsmouth

Mondays to Fridays

Operator Days of operation/Notes 1st Class/Reservations/Bus/Ferry Catering facilities	GW	GW	GW A A A	GW	GW B B B	SW H H	GW	GW	GW A A A	GW	GW	GW A A A	SW H H	GW	GW D D D	GW	GW	GW A A A	
Cardiff Central (CDF) 7 d		1230						1330										1430	
Newport (South Wales) (NWP) d		1244						1344										1444	
Severn Tunnel Jn (STJ) d																			
Patchway (PWY) d																			
Gloucester (GCR) 7 d							1310							1410					
Yate (YAE) d							1334							1434					
Bristol Parkway (BPW) 7 d							1346							1447					
Filton Abbey Wood (FIT) d		1308					1349	1409						1450				1507	
Stapleton Road (SRD) d																			
Lawrence Hill (LWH) d																			
Bristol Temple Meads (BRI) 10 d		1322	1330	1346	1400		1403	1422	1430		1443	1500		1503				1522	1530
Keynsham (KYN) d				1353			1411				1450			1511					
Oldfield Park (OLF) d				1400			1418				1457			1518					
Bath Spa (BTH) 7 a		1334	1341	1402	1411		1420	1434	1441		1459	1511		1520				1534	1541
Bath Spa (BTH) 7 d		1335		1403			1422	1435			1501			1522					1535
Freshford (FFD) d				1412							1510								
Avoncliff (AVF) d				1415							1513								
Bradford-on-Avon (BOA) d		1347		1419			1434	1447			1517			1534					1547
Swindon (SWI) d	1315																	1515	
Chippenham (CPM) d	1330																	1531	
Melksham (MKM) d	1340																	1540	
Trowbridge (TRO) d	1349	1354		1425			1440	1454			1523			1540				1550	1555
Westbury (WSB) a	1357	1401		1432			1447	1501			1530			1547				1559	1602
Westbury (WSB) d		1403		1434		1446	1450	1502		1512			1544	1548	1554			1603	
Frome (FRO) d							1501							1559a					
Bruton (BRU) d							1513												
Castle Cary (CLC) d							1518								1613a				
Yeovil Pen Mill (YVP) d							1532												
Yeovil Junction (YVJ) a																			
Thornford (THO) d							1536x												
Yetminster (YET) d							1539x												
Chetnole (CNO) d							1543x												
Maiden Newton (MDN) d							1556												
Dorchester West (DCW) d							1613j												
Upwey (UPW) d							1622												
Weymouth (WEY) a							1627												
Dilton Marsh (DMH) d				1436x						1515x									
Warminster (WMN) d		1411		1443a		1454		1511		1521a			1553					1611	
Salisbury (SAL) a		1432				1514		1532					1613					1632	
Romsey (ROM) a		1453						1551										1651	
Southampton Central (SOU) a		1504						1602										1702	
Fareham (FRM) a		1527						1627										1727	
Cosham (CSA) a		1536						1635										1736	
Fratton (FTN) a		1545						1645										1743	
Portsmouth & Southsea (PMS) a		1550						1650										1747	
Portsmouth Harbour (PMH)  a		1554						1654										1753	

NOTES (see introductory pages for explanation of train operator codes and standard symbols)

- a Arrival time
- d Departure time
- x Stops on request
- j Arrives 7 minutes earlier
- A To London Paddington
- B From Weston-super-Mare to London Paddington
- D From London Paddington to Paignton
- H From Yeovil Junction to London Waterloo

Cardiff, Gloucester, Bristol, Bath and Swindon to Westbury, Yeovil, Weymouth, Salisbury, Southampton and Portsmouth

Mondays to Fridays


Operator Days of operation/Notes 1st Class/Reservations/Bus/Ferry Catering facilities	GW	GW B 113 13	GW	GW	GW A 113 13	GW	GW	GW J 113 13	GW A 113 13	GW	GW	GW A 113 13	GW	GW K	GW B 113 13	GW	GW J 113 13	GW	
Cardiff Central (CDF) 7 d				1530								1627							
Newport (South Wales) (NWP) d				1544								1641							
Severn Tunnel Jn (STJ) d												1651							
Patchway (PWY) d																			
Gloucester (GCR) 7 d			1510									1610					1710		
Yate (YAE) d			1534									1634					1734		
Bristol Parkway (BPW) 7 d			1548									1646					1747		
Filton Abbey Wood (FIT) d			1551	1609								1650	1705				1751		
Stapleton Road (SRD) d														1736					
Lawrence Hill (LWH) d														1739					
Bristol Temple Meads (BRI) 10 d	1545	1600	1603	1622	1630		1647		1700	1703	1722	1729		1748	1800	1803			
Keynsham (KYN) d	1552		1611				1654			1711		1736		1755		1811			
Oldfield Park (OLF) d	1559		1618				1701			1718				1801		1818			
Bath Spa (BTH) 7 a	1601	1611	1620	1634	1641		1703		1711	1721	1734	1743		1804	1811	1820			
Bath Spa (BTH) 7 d	1602		1622	1635			1705			1722	1735			1805		1822			
Freshford (FFD) d	1612		1631				1714			1732				1814		1831			
Avoncliff (AVF) d	1614						1717			1734				1817					
Bradford-on-Avon (BOA) d	1618		1636	1647			1721			1738	1748			1821		1836			
Swindon (SWI) d														1735					
Chippenham (CPM) d														1750					
Melksham (MKM) d														1800					
Trowbridge (TRO) d	1625		1642	1654			1727			1745	1755			1809	1827	1842			
Westbury (WSB) a	1632		1649	1702			1735			1752	1803			1817	1834	1849			
Westbury (WSB) d	1634		1651	1703		1712	1740	1757		1804	1803			1835		1850	1855	1906	1919
Frome (FRO) d			1700							1823						1906			
Bruton (BRU) d			1712							1835						1914a			
Castle Cary (CLC) d			1718					1816a		1841									
Yeovil Pen Mill (YVP) d			1732							1855									
Yeovil Junction (YVJ) a																			
Thornford (THO) d			1736x																1956x
Yetminster (YET) d			1739x							1900x									1959x
Chetnole (CNO) d			1743x																2003x
Maiden Newton (MDN) d			1756							1914									2015
Dorchester West (DCW) d			1814k							1925									2027
Upwey (UPW) d			1822							1933									2036
Weymouth (WEY) a			1827							1938									2041
Dilton Marsh (DMH) d	1636x					1715x	1742x							1838x					
Warminster (WMN) d	1643a			1711		1721a	1749a						1811	1845					
Salisbury (SAL) a				1732									1832	1906					
Romsey (ROM) a				1751									1851						
Southampton Central (SOU) a				1802									1903						
Fareham (FRM) a				1827									1927						
Cosham (CSA) a				1836									1935						
Fratton (FTN) a				1846									1943						
Portsmouth & Southsea (PMS) a				1849									1947						
Portsmouth Harbour (PMH) a				1854									1952						

NOTES (see introductory pages for explanation of train operator codes and standard symbols)

- a Arrival time
- d Departure time
- x Stops on request
- k Arrives 8 minutes earlier
- m Arrives 13 minutes earlier
- A To London Paddington
- B From Weston-super-Mare to London Paddington
- J From London Paddington to Plymouth
- K From Severn Beach

Cardiff, Gloucester, Bristol, Bath and Swindon to Westbury, Yeovil, Weymouth, Salisbury, Southampton and Portsmouth

Mondays to Fridays


Operator Days of operation/Notes 1st Class/Reservations/Bus/Ferry Catering facilities	GW	GW A 113 12	GW	GW	GW	GW B 113 12	GW L 113 12	GW	GW J 113 12	GW	GW A 113 12	GW	GW A 113 12	GW	GW FX M	GW FO M	GW J 113 12	GW
Cardiff Central (CDF) 7 d	1727									1830					1930	1930		
Newport (South Wales) (NWP) d	1741									1844					1944	1948		
Severn Tunnel Jn (STJ) d	1751									1854								
Patchway (PWY) d																		
Gloucester (GCR) 7 d			1750					1810										
Yate (YAE) d								1835										
Bristol Parkway (BPW) 7 d								1847										
Filton Abbey Wood (FIT) d	1807							1850		1911					2009	2012		
Stapleton Road (SRD) d																		
Lawrence Hill (LWH) d																		
Bristol Temple Meads (BRI) 10 d	1822	1830		1843		1900		1903		1925	1930	1947	2000		2025	2025		
Keynsham (KYN) d	1829			1850				1911				1954						
Oldfield Park (OLF) d				1857				1918				2001						
Bath Spa (BTH) 7 a	1836	1841		1859		1911		1920		1937	1942	2003	2011		2037	2037		
Bath Spa (BTH) 7 d	1837			1901				1922		1938		2006			2038	2038		
Freshford (FFD) d				1910								2015						
Avoncliff (AVF) d				1912								2018						
Bradford-on-Avon (BOA) d	1850			1916				1934		1950		2022			2050	2050		
Swindon (SWI) d			1844										2014					
Chippenham (CPM) d			1900										2030					
Melksham (MKM) d			1909										2040					
Trowbridge (TRO) d	1857		1919	1923				1940		1957		2028			2056	2056		
Westbury (WSB) a	1904		1926	1930				1949		2004		2035		2058	2103	2103		
Westbury (WSB) d	1905		1935		1935		1945		1959	2005		2039			2106	2106	2121	2133
Frome (FRO) d			1935				2000a					2048a						
Bruton (BRU) d																		
Castle Cary (CLC) d									2018a								2140a	
Yeovil Pen Mill (YVP) d																		
Yeovil Junction (YVJ) a																		
Thornford (THO) d																		
Yetminster (YET) d																		
Chetnole (CNO) d																		
Maiden Newton (MDN) d																		
Dorchester West (DCW) d																		
Upwey (UPW) d																		
Weymouth (WEY) a																		
Dilton Marsh (DMH) d					1938x													2136x
Warminster (WMN) d	1913				1945					2013					2114	2114		2143
Salisbury (SAL) a	1934				2006					2034					2135	2135		2205
Romsey (ROM) a	1953									2053					2155	2155		
Southampton Central (SOU) a	2004									2104					2206	2206		
Fareham (FRM) a	2029									2127					2241	2241		
Cosham (CSA) a																		
Fratton (FTN) a	2043									2142					2256	2256		
Portsmouth & Southsea (PMS) a	2047									2145					2259	2259		
Portsmouth Harbour (PMH)  a	2052									2149					2304	2304		

NOTES (see introductory pages for explanation of train operator codes and standard symbols)

- a Arrival time
- d Departure time
- x Stops on request
- A To London Paddington
- B From Weston-super-Mare to London Paddington
- J From London Paddington to Plymouth
- L From London Paddington
- M Also calls at Southampton Airport Parkway 2214, Eastleigh 2219, Hedge End 2229 and Botley 2233
- FO Fridays only
- FX Not Fridays

Cardiff, Gloucester, Bristol, Bath and Swindon to Westbury, Yeovil, Weymouth, Salisbury, Southampton and Portsmouth

Mondays to Fridays

Operator Days of operation/Notes 1st Class/Reservations/Bus/Ferry Catering facilities	GW	GW A 113 A	GW	GW J 113 A	GW	GW N 113 A	GW	GW	GW	SW P 11	GW A 113	GW	GW
Cardiff Central (CDF) 7 d			2030				2130						
Newport (South Wales) (NWP) d			2045				2144						
Severn Tunnel Jn (STJ) d			2056				2154						
Patchway (PWY) d													
Gloucester (GCR) 7 d													
Yate (YAE) d													
Bristol Parkway (BPW) 7 d					2121								
Filton Abbey Wood (FIT) d			2112		2125		2211						
Stapleton Road (SRD) d					2132								
Lawrence Hill (LWH) d					2135								
Bristol Temple Meads (BRI) 10 d	2050	2100	2126		2145	2200	2225			2240	2306	2345	
Keynsham (KYN) d	2057				2152		2232				2313	2352	
Oldfield Park (OLF) d	2104				2159						2320	2358	
Bath Spa (BTH) 7 a	2107	2112	2138		2201	2212	2239			2253	2322	0002	
Bath Spa (BTH) 7 d	2108		2139		2203		2241				2324	0004	
Freshford (FFD) d	2118				2212						2333	0013	
Avoncliff (AVF) d	2120				2214						2336	0016	
Bradford-on-Avon (BOA) d	2124		2151		2218		2253				2340	0020	
Swindon (SWI) d								2231					
Chippenham (CPM) d								2246					
Melksham (MKM) d								2256					
Trowbridge (TRO) d	2131		2158		2225		2259	2305			2346	0026	
Westbury (WSB) a	2138		2205		2232		2306	2312			2353	0033	
Westbury (WSB) d	2140		2206	2222	2233		2311		2314			0034	
Frome (FRO) d	2149						2320a					0043a	
Bruton (BRU) d	2202												
Castle Cary (CLC) d	2207			2241a									
Yeovil Pen Mill (YVP) d	2221												
Yeovil Junction (YVJ) a													
Thornford (THO) d	2225x												
Yetminster (YET) d	2228x												
Chetnole (CNO) d	2232x												
Maiden Newton (MDN) d	2244												
Dorchester West (DCW) d	2255												
Upwey (UPW) d	2303												
Weymouth (WEY) a	2308												
Dilton Marsh (DMH) d			2209x										
Warminster (WMN) d			2216		2241				2321				
Salisbury (SAL) a			2237		2302				2342				
Romsey (ROM) a			2256		2320								
Southampton Central (SOU) a			2307		2331								
Fareham (FRM) a			2330		2354								
Cosham (CSA) a													
Fratton (FTN) a			2345		0012								
Portsmouth & Southsea (PMS) a			2348		0015								
Portsmouth Harbour (PMH)  a			2353										

NOTES (see introductory pages for explanation of train operator codes and standard symbols)

- a Arrival time
- d Departure time
- x Stops on request
- A To London Paddington
- J From London Paddington to Plymouth
- N From Penzance to London Paddington
- P From Yeovil Junction

Cardiff, Gloucester, Bristol, Bath and Swindon to Westbury, Yeovil, Weymouth, Salisbury, Southampton and Portsmouth

Saturdays


Operator Days of operation/Notes 1st Class/Reservations/Bus/Ferry Catering facilities	GW	GW A 113 A	GW	GW	GW A 113 A	GW	GW A 113 A	GW	GW	GW B 113 B	GW	GW A 113 A	SW C C	GW	GW D 113 D	GW E	GW	GW A 113 A
Cardiff Central (CDF) 7 d											0630							0727
Newport (South Wales) (NWP) d											0644							0741
Severn Tunnel Jn (STJ) d											0655							0751
Patchway (PWY) d																		
Gloucester (GCR) 7 d																		0707
Yate (YAE) d																		0733
Bristol Parkway (BPW) 7 d																		0742
Filton Abbey Wood (FIT) d											0710						0745	0806
Stapleton Road (SRD) d																		
Lawrence Hill (LWH) d																		
Bristol Temple Meads (BRI) 10 d		0530		0546	0600		0630		0640	0700	0722	0730		0736	0800	0803	0821	0830
Keynsham (KYN) d				0553					0647					0743		0811		
Oldfield Park (OLF) d				0600					0654					0750		0818		
Bath Spa (BTH) 7 a		0541		0602	0611		0641		0656	0711	0734	0741		0752	0811	0820	0833	0841
Bath Spa (BTH) 7 d				0604					0658		0735			0756		0822	0835	
Freshford (FFD) d				0613					0708					0805				
Avoncliff (AVF) d				0616					0711					0808				
Bradford-on-Avon (BOA) d				0620					0715		0747			0812		0834	0847	
Swindon (SWI) d																		
Chippenham (CPM) d																		
Melksham (MKM) d																		
Trowbridge (TRO) d				0626					0721		0753			0818		0840	0853	
Westbury (WSB) a				0634					0728		0800			0825		0847	0900	
Westbury (WSB) d	0524		0601	0646		0650	0705				0801		0810			0849	0903	
Frome (FRO) d						0659										0905		
Bruton (BRU) d						0712										0917		
Castle Cary (CLC) d						0717										0922		
Yeovil Pen Mill (YVP) d						0733c										0936		
Yeovil Junction (YVJ) a																		
Thornford (THO) d						0737x										0940x		
Yetminster (YET) d						0740x										0943x		
Chetnole (CNO) d						0744x										0947x		
Maiden Newton (MDN) d						0757										1000		
Dorchester West (DCW) d						0813e										1018f		
Upwey (UPW) d						0822										1027		
Weymouth (WEY) a						0827										1032		
Dilton Marsh (DMH) d							0708x				0804x							
Warminster (WMN) d	0532		0609	0654			0715				0811		0818				0911	
Salisbury (SAL) a	0554		0630	0715			0736				0832		0839				0932	
Romsey (ROM) a			0650	0735			0755				0851						0951	
Southampton Central (SOU) a			0702	0746			0807				0902						1003	
Fareham (FRM) a			0727	0824							0927						1027	
Cosham (CSA) a			0735	0832							0935						1035	
Fratton (FTN) a			0743	0840							0943						1043	
Portsmouth & Southsea (PMS) a			0747	0844							0946						1046	
Portsmouth Harbour (PMH) a			0751	0848							0951						1051	

NOTES (see introductory pages for explanation of train operator codes and standard symbols)

- a Arrival time
- d Departure time
- x Stops on request
- c Arrives 4 minutes earlier
- e Arrives 6 minutes earlier
- f Arrives 8 minutes earlier
- A To London Paddington
- B From Weston-super-Mare to London Paddington
- C From Castle Cary to London Waterloo
- D From Taunton to London Paddington
- E From Cheltenham Spa

Cardiff, Gloucester, Bristol, Bath and Swindon to Westbury, Yeovil, Weymouth, Salisbury, Southampton and Portsmouth

Saturdays

Operator Days of operation/Notes 1st Class/Reservations/Bus/Ferry Catering facilities	GW F	GW G	GW	GW H H H	GW G	GW F	GW J J J	GW G	GW A A A	GW	GW A A A	GW	GW A A A	GW	GW K K K	SW L L	GW	GW B B B
Cardiff Central (CDF) 7 d											0827						0927	
Newport (South Wales) (NWP) d											0841						0941	
Severn Tunnel Jn (STJ) d											0851						0951	
Patchway (PWY) d																		
Gloucester (GCR) 7 d					0809	0809								0909				
Yate (YAE) d					0833	0833								0933				
Bristol Parkway (BPW) 7 d					0846	0846								0946				
Filton Abbey Wood (FIT) d					0850	0850					0909			0950			1009	
Stapleton Road (SRD) d																		
Lawrence Hill (LWH) d																		
Bristol Temple Meads (BRI) 10 d			0845	0900	0905	0908			0918	0922	0930	0945	1000	1003	1018		1022	1030
Keynsham (KYN) d			0852		0912	0915						0952		1011				
Oldfield Park (OLF) d			0859		0919	0922						0959		1018				
Bath Spa (BTH) 7 a			0901	0911	0921	0924			0929	0934	0941	1001	1011	1020	1029		1034	1041
Bath Spa (BTH) 7 d			0903		0923	0926						1003		1022			1036	
Freshford (FFD) d			0912		0932						0936			1012				
Avoncliff (AVF) d			0915											1015				
Bradford-on-Avon (BOA) d			0919		0937	0938					0948			1019			1048	
Swindon (SWI) d	0845	0845																
Chippenham (CPM) d	0900	0900																
Meiksham (MKM) d	0910	0910																
Trowbridge (TRO) d	0919	0919	0925		0944	0944					0954		1025	1040			1054	
Westbury (WSB) a	0926	0926	0932		0951	0951				1002		1032		1047			1101	
Westbury (WSB) d		0930	0933		1002	0952	0957	1002		1002		1035		1049		1057	1103	
Frome (FRO) d		0940			1002a			1015c						1103		1106a		
Bruton (BRU) d		0952						1028						1115				
Castle Cary (CLC) d		0958					1016a	1039g						1120				
Yeovil Pen Mill (YVP) d		1027k						1053						1134				
Yeovil Junction (YVJ) a																		
Thornford (THO) d														1138x				
Yetminster (YET) d														1141x				
Chetnole (CNO) d														1145x				
Maiden Newton (MDN) d		1045						1111						1157				
Dorchester West (DCW) d		1056						1121						1213e				
Upwey (UPW) d								1130						1222				
Weymouth (WEY) a		1108						1135						1227				
Dilton Marsh (DMH) d			0936x														1105x	
Warminster (WMN) d			0942a							1011		1043					1112	
Salisbury (SAL) a										1032		1105					1133	
Romsey (ROM) a										1051							1153	
Southampton Central (SOU) a										1103							1204	
Fareham (FRM) a										1127							1227	
Cosham (CSA) a										1135							1235	
Fratton (FTN) a										1143							1243	
Portsmouth & Southsea (PMS) a										1146							1246	
Portsmouth Harbour (PMH)  a										1151							1251	

NOTES (see introductory pages for explanation of train operator codes and standard symbols)

- a Arrival time
- d Departure time
- x Stops on request
- c Arrives 4 minutes earlier
- e Arrives 6 minutes earlier
- g Arrives 7 minutes earlier
- k Arrives 17 minutes earlier
- A To London Paddington
- B From Weston-super-Mare to London Paddington
- F Runs from 14 September
- G Runs until 7 September
- H From Exeter St Davids to London Paddington
- J From London Paddington to Paignton until 7 September. From London Paddington to Exeter St Davids from 14 September
- K Runs from 14 September. To Oxford
- L From London Waterloo

Cardiff, Gloucester, Bristol, Bath and Swindon to Westbury, Yeovil, Weymouth, Salisbury, Southampton and Portsmouth

Saturdays


Operator Days of operation/Notes 1st Class/Reservations/Bus/Ferry Catering facilities	GW	GW A 113 11	SW M 11	GW	GW	GW N 113 11	GW	GW A 113 11	GW	GW A 113 11	GW	GW	GW D 113 11	GW	GW A 113 11	GW	GW	GW J 113 11
Cardiff Central (CDF) 7 d							1030						1130					
Newport (South Wales) (NWP) d							1044						1144					
Severn Tunnel Jn (STJ) d																		
Patchway (PWY) d																		
Gloucester (GCR) 7 d					1009								1109				1208	
Yate (YAE) d					1034								1133				1232	
Bristol Parkway (BPW) 7 d					1045								1145				1243	
Filton Abbey Wood (FIT) d					1049		1109						1149	1209			1247	
Stapleton Road (SRD) d																		
Lawrence Hill (LWH) d																		
Bristol Temple Meads (BRI) 10 d	1043	1100			1103		1122	1130	1142	1200	1203	1222	1230	1242	1300	1303		
Keynsham (KYN) d	1050				1111				1149		1211			1249		1311		
Oldfield Park (OLF) d	1057				1118				1156		1218			1256		1318		
Bath Spa (BTH) 7 a	1059	1111			1120		1134	1141	1158	1211	1220	1234	1241	1258	1311	1320		
Bath Spa (BTH) 7 d	1101				1122		1135		1200		1222	1235		1300		1322		
Freshford (FFD) d	1110								1209					1309				
Avoncliff (AVF) d	1113								1212					1312				
Bradford-on-Avon (BOA) d	1117				1134		1147		1216		1234	1247		1316		1334		
Swindon (SWI) d				1105														1313
Chippenham (CPM) d				1121														1329
Melksham (MKM) d				1131														1339
Trowbridge (TRO) d	1123			1140	1145		1154		1222		1240	1254		1322		1340	1348	
Westbury (WSB) a	1130			1148	1152		1201		1229		1249	1301		1329		1347	1355	
Westbury (WSB) d	1132		1143			1153	1203		1231		1252	1303		1331				1356
Frome (FRO) d											1302							
Bruton (BRU) d											1314							
Castle Cary (CLC) d						1212a					1319							1415a
Yeovil Pen Mill (YVP) d											1333							
Yeovil Junction (YVJ) a																		
Thornford (THO) d											1337x							
Yetminster (YET) d											1340x							
Chetnole (CNO) d											1344x							
Maiden Newton (MDN) d											1357							
Dorchester West (DCW) d											1413e							
Upwey (UPW) d											1422							
Weymouth (WEY) a											1427							
Dilton Marsh (DMH) d								1233x						1333x				
Warminster (WMN) d	1140		1150			1211		1240					1311					
Salisbury (SAL) a	1201		1212			1232		1301					1332		1402			
Romsey (ROM) a						1251							1351					
Southampton Central (SOU) a						1303							1403					
Fareham (FRM) a						1327							1427					
Cosham (CSA) a						1335							1435					
Fratton (FTN) a						1343							1444					
Portsmouth & Southsea (PMS) a						1346							1447					
Portsmouth Harbour (PMH) a						1351							1451					

NOTES (see introductory pages for explanation of train operator codes and standard symbols)

- a Arrival time
- d Departure time
- x Stops on request
- e Arrives 6 minutes earlier
- A To London Paddington
- D From Taunton to London Paddington
- J From London Paddington to Paignton until 7 September. From London Paddington to Exeter St Davids from 14 September
- M From Frome to London Waterloo
- N From London Paddington to Paignton

Cardiff, Gloucester, Bristol, Bath and Swindon to Westbury, Yeovil, Weymouth, Salisbury, Southampton and Portsmouth

Saturdays


Operator Days of operation/Notes 1st Class/Reservations/Bus/Ferry Catering facilities	GW	GW B 113	GW	GW A 113	GW	GW	GW B 113	GW	GW P 113	GW	GW Q 113	GW	GW R 113	GW	GW B 113	GW A 113	GW
Cardiff Central (CDF) 7 d	1230					1330									1430		
Newport (South Wales) (NWP) d	1243					1344									1444		
Severn Tunnel Jn (STJ) d																	
Patchway (PWY) d																	
Gloucester (GCR) 7 d					1310					1410							1509
Yate (YAE) d					1334					1434							1533
Bristol Parkway (BPW) 7 d					1348					1446							1544
Filton Abbey Wood (FIT) d	1309				1351	1409				1450					1509		1548
Stapleton Road (SRD) d																	
Lawrence Hill (LWH) d																	
Bristol Temple Meads (BRI) 10 d	1323	1330	1343	1400	1403	1422	1430	1444	1500	1503			1518	1523	1530	1542	1600
Keynsham (KYN) d			1350		1411			1451		1511						1549	1611
Oldfield Park (OLF) d			1357		1418			1458		1518						1556	1618
Bath Spa (BTH) 7 a	1335	1341	1359	1411	1420	1434	1441	1500	1511	1520			1529	1535	1541	1558	1611
Bath Spa (BTH) 7 d	1336		1401		1422	1435		1502		1522			1536			1600	1622
Freshford (FFD) d			1410					1511								1609	1631
Avoncliff (AVF) d			1413					1513								1611	1631
Bradford-on-Avon (BOA) d	1349		1417		1434	1447		1517		1534			1548		1615		1636
Swindon (SWI) d													1514				
Chippenham (CPM) d													1530				
Melksham (MKM) d													1539				
Trowbridge (TRO) d	1355		1423		1440	1454		1524		1540			1549		1555	1622	1644
Westbury (WSB) a	1402		1430		1447	1501		1531		1548			1557		1602	1629	1652
Westbury (WSB) d	1403		1432		1451	1503				1549	1553				1603	1630	1654
Frome (FRO) d					1501					1559a							1703
Bruton (BRU) d					1513												1716
Castle Cary (CLC) d					1518						1612a						1721
Yeovil Pen Mill (YVP) d					1532												1736h
Yeovil Junction (YVJ) a																	
Thornford (THO) d					1536x												1740x
Yetminster (YET) d					1539x												1743x
Chetnole (CNO) d					1543x												1747x
Maiden Newton (MDN) d					1557h												1800
Dorchester West (DCW) d					1613e												1813h
Upwey (UPW) d					1622												1822
Weymouth (WEY) a					1627												1827
Dilton Marsh (DMH) d			1434x													1632x	
Warminster (WMN) d	1411		1441			1511								1611		1639	
Salisbury (SAL) a	1432		1502			1532								1632		1700	
Romsey (ROM) a	1451					1551								1651			
Southampton Central (SOU) a	1503					1603								1703			
Fareham (FRM) a	1527					1627								1727			
Cosham (CSA) a	1535					1635								1735			
Fratton (FTN) a	1543					1643								1743			
Portsmouth & Southsea (PMS) a	1546					1646								1746			
Portsmouth Harbour (PMH)  a	1551					1651								1751			

NOTES (see introductory pages for explanation of train operator codes and standard symbols)

- a Arrival time
- d Departure time
- x Stops on request
- e Arrives 6 minutes earlier
- h Arrives 3 minutes earlier
- A To London Paddington
- B From Weston-super-Mare to London Paddington
- P From Paignton to London Paddington until 7 September. From Bristol Temple Meads to London Paddington from 14 September
- Q From London Paddington to Plymouth
- R To London Paddington until 7 September. To Oxford from 14 September

Cardiff, Gloucester, Bristol, Bath and Swindon to Westbury, Yeovil, Weymouth, Salisbury, Southampton and Portsmouth

Saturdays

Operator Days of operation/Notes 1st Class/Reservations/Bus/Ferry Catering facilities	GW	GW B 113 12	GW	GW A 113 12	GW N 113 12	GW	GW	GW B 113 12	GW	GW	GW A 113 12	GW F	GW G	GW	GW B 113 12	GW	GW A 113 12	GW
Cardiff Central (CDF) 7 d	1530						1627							1727				
Newport (South Wales) (NWP) d	1544						1641							1741				
Severn Tunnel Jn (STJ) d							1652							1751				
Patchway (PWY) d																		
Gloucester (GCR) 7 d						1609						1709	1709					1810
Yate (YAE) d						1633						1733	1733					1834
Bristol Parkway (BPW) 7 d						1645						1745	1745					1845
Filton Abbey Wood (FIT) d	1609					1648	1709					1749	1749	1809				1849
Stapleton Road (SRD) d																		
Lawrence Hill (LWH) d																		
Bristol Temple Meads (BRI) 10 d	1622	1630	1645	1700		1704	1722	1730			1744	1800	1803	1803	1823	1830	1845	1900
Keynsham (KYN) d			1652			1711					1751		1811	1811			1852	1911
Oldfield Park (OLF) d			1659			1718					1758		1818	1818			1859	1918
Bath Spa (BTH) 7 a	1634	1641	1701	1711		1720	1734	1741			1800	1811	1820	1820	1835	1841	1901	1911
Bath Spa (BTH) 7 d	1635		1703			1722	1735				1805		1822	1822	1836		1903	1922
Freshford (FFD) d			1712			1731					1814		1831	1831			1912	
Avoncliff (AVF) d			1715			1733					1817						1915	
Bradford-on-Avon (BOA) d	1647		1719			1737	1748				1821		1836	1836	1848		1919	1934
Swindon (SWI) d										1735								
Chippenham (CPM) d										1751								
Melksham (MKM) d										1801								
Trowbridge (TRO) d	1654		1725			1744	1755			1810	1827		1842	1842	1855		1925	1940
Westbury (WSB) a	1701		1732			1751	1802			1818	1834		1849	1849	1902		1932	1949
Westbury (WSB) d	1702		1734		1753	1802	1803				1836		1850	1850	1903		1935	
Frome (FRO) d						1816c							1900	1900				
Bruton (BRU) d						1829							1913	1913				
Castle Cary (CLC) d					1812a	1839j							1918	1918				
Yeovil Pen Mill (YVP) d						1853							1933h	1937g				
Yeovil Junction (YVJ) a																		
Thornford (THO) d													1937x	1941x				
Yetminster (YET) d						1858x							1940x	1944x				
Chetnole (CNO) d													1944x	1948x				
Maiden Newton (MDN) d						1912							1956	2000				
Dorchester West (DCW) d						1923							2010h	2010				
Upwey (UPW) d						1932							2019	2019				
Weymouth (WEY) a						1937							2025	2025				
Dilton Marsh (DMH) d			1736x								1838x						1938x	
Warminster (WMN) d	1711		1743			1811					1846			1911			1945	
Salisbury (SAL) a	1732		1804			1832					1907			1932			2006	
Romsey (ROM) a	1751					1851								1951				
Southampton Central (SOU) a	1803					1903								2003				
Fareham (FRM) a	1827					1927								2028				
Cosham (CSA) a	1835					1935												
Fratton (FTN) a	1843					1943								2043				
Portsmouth & Southsea (PMS) a	1846					1946								2047				
Portsmouth Harbour (PMH)  a	1851					1951								2051				

NOTES (see introductory pages for explanation of train operator codes and standard symbols)

- a Arrival time
- d Departure time
- x Stops on request
- c Arrives 4 minutes earlier
- g Arrives 7 minutes earlier
- h Arrives 3 minutes earlier
- j Arrives 5 minutes earlier
- A To London Paddington
- B From Weston-super-Mare to London Paddington
- F Runs from 14 September
- G Runs until 7 September
- N From London Paddington to Paignton

Cardiff, Gloucester, Bristol, Bath and Swindon to Westbury, Yeovil, Weymouth, Salisbury, Southampton and Portsmouth

Saturdays


Operator Days of operation/Notes 1st Class/Reservations/Bus/Ferry Catering facilities	SW L I	GW	GW S I I I I I I	GW Q I I I I I I	GW	GW T	GW A I I I I I I	GW	GW Q I I I I I I	GW	GW	GW D I I I I I I	GW F	GW	GW	GW U I I I I I I	GW G	GW
Cardiff Central (CDF) 7 d		1827							1930					2030				
Newport (South Wales) (NWP) d		1841							1943					2043				
Severn Tunnel Jn (STJ) d		1851																
Patchway (PWY) d																		
Gloucester (GCR) 7 d																		
Yate (YAE) d																		
Bristol Parkway (BPW) 7 d																		
Filton Abbey Wood (FIT) d		1909							2007					2107				
Stapleton Road (SRD) d						1935												
Lawrence Hill (LWH) d						1938												
Bristol Temple Meads (BRI) 10 d		1922	1930			1947	2000	2022				2045	2100	2122	2142	2200		2215
Keynsham (KYN) d						1954						2052			2149			2222
Oldfield Park (OLF) d						2001						2059			2156			2229
Bath Spa (BTH) 7 a		1934	1941			2003	2011	2034				2102	2112	2134	2158	2211		2231
Bath Spa (BTH) 7 d		1935				2006		2035				2103		2136	2200			2233
Freshford (FFD) d						2015						2112			2209			2242
Avoncliff (AVF) d						2018						2115			2212			2245
Bradford-on-Avon (BOA) d		1947				2022		2047				2119		2148	2216			2249
Swindon (SWI) d						1944								2110				2210
Chippenham (CPM) d						1959								2125				2225
Melksham (MKM) d						2009								2135				2235
Trowbridge (TRO) d		1954				2018	2028	2054				2125		2154	2222			2255
Westbury (WSB) a		2001				2025	2035	2101				2132		2201	2229			2302
Westbury (WSB) d	1958	2003		2023		2039		2103	2120	2128	2134			2203	2233			2303
Frome (FRO) d	2007					2048a					2143							2312a
Bruton (BRU) d	2019										2156							
Castle Cary (CLC) d	2024			2042a					2139a		2201							
Yeovil Pen Mill (YVP) d	2039										2217							
Yeovil Junction (YVJ) a	2045																	
Thornford (THO) d											2221x							
Yetminster (YET) d											2224x							
Chetnole (CNO) d											2228x							
Maiden Newton (MDN) d											2240							
Dorchester West (DCW) d											2251							
Upwey (UPW) d											2300							
Weymouth (WEY) a											2305							
Dilton Marsh (DMH) d										2131x				2206x				
Warminster (WMN) d		2011						2111						2213	2241			
Salisbury (SAL) a		2032						2132		2202				2234	2302			
Romsey (ROM) a		2051						2151						2253	2323			
Southampton Central (SOU) a		2103						2203						2304	2334			
Fareham (FRM) a		2127						2227						2327	2357			
Cosham (CSA) a																		
Fratton (FTN) a		2143						2241						2342	0014			
Portsmouth & Southsea (PMS) a		2146						2245						2346	0017			
Portsmouth Harbour (PMH) a		2151						2249						2351				

NOTES (see introductory pages for explanation of train operator codes and standard symbols)

- a Arrival time
- d Departure time
- x Stops on request
- A To London Paddington
- D From Taunton to London Paddington
- F Runs from 14 September
- G Runs until 7 September
- L From London Waterloo
- Q From London Paddington to Plymouth
- S Runs until 7 September. From Paignton to London Paddington
- T From Severn Beach
- U From Penzance to London Paddington

Cardiff, Gloucester, Bristol, Bath and Swindon to Westbury, Yeovil, Weymouth, Salisbury, Southampton and Portsmouth

Saturdays

Operator Days of operation/Notes 1st Class/Reservations/Bus/Ferry Catering facilities	GW D D D	SW D	GW D	GW D
Cardiff Central (CDF)	7 d			
Newport (South Wales) (NWP)	d			
Severn Tunnel Jn (STJ)	d			
Patchway (PWY)	d			
Gloucester (GCR)	7 d			
Yate (YAE)	d			
Bristol Parkway (BPW)	7 d			
Filton Abbey Wood (FIT)	d			
Stapleton Road (SRD)	d			
Lawrence Hill (LWH)	d			
Bristol Temple Meads (BRI)	10 d	2230	2312	2330
Keynsham (KYN)	d		2319	
Oldfield Park (OLF)	d		2326	
Bath Spa (BTH)	7 a	2242	2328	2341
Bath Spa (BTH)	7 d		2330	
Freshford (FFD)	d		2339	
Avoncliff (AVF)	d		2342	
Bradford-on-Avon (BOA)	d		2346	
Swindon (SWI)	d			
Chippenham (CPM)	d			
Melksham (MKM)	d			
Trowbridge (TRO)	d		2352	
Westbury (WSB)	a		2359	
Westbury (WSB)	d	2312	0001	
Frome (FRO)	d		0010a	
Bruton (BRU)	d			
Castle Cary (CLC)	d			
Yeovil Pen Mill (YVP)	d			
Yeovil Junction (YVJ)	a			
Thornford (THO)	d			
Yetminster (YET)	d			
Chetnole (CNO)	d			
Maiden Newton (MDN)	d			
Dorchester West (DCW)	d			
Upwey (UPW)	d			
Weymouth (WEY)	a			
Dilton Marsh (DMH)	d			
Warminster (WMN)	d	2320		
Salisbury (SAL)	a	2342		
Romsey (ROM)	a			
Southampton Central (SOU)	a			
Fareham (FRM)	a			
Cosham (CSA)	a			
Fratton (FTN)	a			
Portsmouth & Southsea (PMS)	a			
Portsmouth Harbour (PMH) 	a			

NOTES (see introductory pages for explanation of train operator codes and standard symbols)

- a Arrival time
- d Departure time
- D From Taunton to London Paddington

Cardiff, Gloucester, Bristol, Bath and Swindon to Westbury, Yeovil, Weymouth, Salisbury, Southampton and Portsmouth

Sundays


Operator Days of operation/Notes 1st Class/Reservations/Bus/Ferry Catering facilities	GW A 1◇ ⌘	GW B 1B ⌘	GW C	GW D	GW E 1B ⌘	GW	GW	GW E 1B ⌘	GW	GW A 1B ⌘	SW F 1	GW	GW	GW	GW A 1B ⌘	GW G 1B ⌘	GW
Cardiff Central (CDF) 7 d												0918					1025
Newport (South Wales) (NWP) d												0936					1039
Severn Tunnel Jn (STJ) d																	
Patchway (PWY) d																	
Gloucester (GCR) 7 d																	
Yate (YAE) d																	
Bristol Parkway (BPW) 7 d																	
Filton Abbey Wood (FIT) d												1006					1103
Stapleton Road (SRD) d																	
Lawrence Hill (LWH) d																	
Bristol Temple Meads (BRI) 10 d	0745	0900					0920			0929	1000		1020		1034	1100	1115
Keynsham (KYN) d										0936					1041		1124
Oldfield Park (OLF) d										0943					1048		1131
Bath Spa (BTH) 7 a	0756	0911					0932			0945	1011		1034		1050	1111	1133
Bath Spa (BTH) 7 d							0934			0946			1035		1051		1135
Freshford (FFD) d										0955					1100		
Avoncliff (AVF) d										0958					1103		
Bradford-on-Avon (BOA) d							0946			1002			1047		1107		1147
Swindon (SWI) d						0912											
Chippenham (CPM) d						0927											
Melksham (MKM) d						0937											
Trowbridge (TRO) d						0946	0952			1008			1054		1113		1153
Westbury (WSB) a						0953	0958			1015			1101		1120		1200
Westbury (WSB) d			0900	0904	0918		1001	1004	1016		1043	1102	1110			1155	1201
Frome (FRO) d			0910	0913					1028				1119a				
Bruton (BRU) d			0923	0926					1041								
Castle Cary (CLC) d			0928	0931	0935a			1023a	1046							1214a	
Yeovil Pen Mill (YVP) d			0942	0947					1100								
Yeovil Junction (YVJ) a																	
Thornford (THO) d			0947x	0952x					1104x								
Yetminster (YET) d			0950x	0955x					1107x								
Chetnole (CNO) d			0954x	0959x					1111x								
Maiden Newton (MDN) d			1007	1012c					1127e								
Dorchester West (DCW) d			1018	1027e					1139								
Upwey (UPW) d			1026	1039					1147								
Weymouth (WEY) a			1031	1044					1152								
Dilton Marsh (DMH) d							1004x										1204x
Warminster (WMN) d							1011					1051	1110				1211
Salisbury (SAL) a							1032					1113	1131				1232
Romsey (ROM) a							1052						1151				1253
Southampton Central (SOU) a							1103						1202				1304
Fareham (FRM) a							1126						1226				1327
Cosham (CSA) a							1134						1234				1335
Fratton (FTN) a							1142						1242				1342
Portsmouth & Southsea (PMS) a							1146						1246				1346
Portsmouth Harbour (PMH) a							1151						1251				1351

NOTES (see introductory pages for explanation of train operator codes and standard symbols)

- a Arrival time
- d Departure time
- x Stops on request
- c Arrives 3 minutes earlier
- e Arrives 5 minutes earlier
- A To London Paddington
- B From Weston-super-Mare to London Paddington
- C Runs until 20 October
- D Runs from 27 October
- E From London Paddington to Penzance
- F From Yeovil Junction to London Waterloo
- G From London Paddington to Paignton

Cardiff, Gloucester, Bristol, Bath and Swindon to Westbury, Yeovil, Weymouth, Salisbury, Southampton and Portsmouth

Sundays


Operator Days of operation/Notes 1st Class/Reservations/Bus/Ferry Catering facilities	GW D	GW C	GW B B A	GW	GW A A A	GW	GW A A A	GW G G G	GW	GW	GW B B B	GW	GW	GW	GW	GW A A A	GW H H H
Cardiff Central (CDF) 7 d				1125					1225						1325		
Newport (South Wales) (NWP) d				1139					1239						1339		
Severn Tunnel Jn (STJ) d																	
Patchway (PWY) d																	
Gloucester (GCR) 7 d																	
Yate (YAE) d																	
Bristol Parkway (BPW) 7 d																	
Filton Abbey Wood (FIT) d				1202					1302					1402			
Stapleton Road (SRD) d																	
Lawrence Hill (LWV) d																	
Bristol Temple Meads (BRI) 10 d			1200	1215	1230	1234	1300		1315	1330	1400		1415	1430	1440	1500	
Keynsham (KYN) d				1223		1241			1322	1337			1422		1447		
Oldfield Park (OLF) d				1230		1248			1329	1344			1429		1454		
Bath Spa (BTH) 7 a			1211	1232	1241	1250	1311		1332	1346	1411		1431	1442	1456	1511	
Bath Spa (BTH) 7 d				1234		1252			1333	1348			1433		1458		
Freshford (FFD) d						1301				1357					1507		
Avoncliff (AVF) d						1304				1400					1510		
Bradford-on-Avon (BOA) d				1246		1308			1345	1404			1445		1514		
Swindon (SWI) d	1142	1142											1342				
Chippenham (CPM) d	1157	1157											1357				
Melksham (MKM) d	1207	1207											1406				
Trowbridge (TRO) d	1216	1216		1253		1314			1352	1410			1415	1451	1520		
Westbury (WSB) a	1224	1224		1300		1321			1400	1418			1422	1458	1527		
Westbury (WSB) d		1228		1303				1355	1401				1424	1504	1529		1555
Frome (FRO) d		1240											1434				
Bruton (BRU) d		1252											1446				
Castle Cary (CLC) d		1257						1414a					1454c				1614a
Yeovil Pen Mill (YVP) d		1313											1509c				
Yeovil Junction (YVJ) a																	
Thornford (THO) d		1318x											1514x				
Yetminster (YET) d		1321x											1517x				
Chetnole (CNO) d		1325x											1521x				
Maiden Newton (MDN) d		1337											1532				
Dorchester West (DCW) d		1347											1543				
Upwey (UPW) d		1356											1552				
Weymouth (WEY) a		1401											1557				
Dilton Marsh (DMH) d									1403x								
Warminster (WMN) d				1311					1411				1512		1537		
Salisbury (SAL) a				1332					1432				1533		1558		
Romsey (ROM) a				1352					1454				1554				
Southampton Central (SOU) a				1403					1505				1605				
Fareham (FRM) a				1426					1528				1628				
Cosham (CSA) a				1434					1536				1636				
Fratton (FTN) a				1442					1542				1643				
Portsmouth & Southsea (PMS) a				1446					1546				1647				
Portsmouth Harbour (PMH)  a				1451					1551				1651				

NOTES (see introductory pages for explanation of train operator codes and standard symbols)

- a Arrival time
- d Departure time
- x Stops on request
- c Arrives 3 minutes earlier
- A To London Paddington
- B From Weston-super-Mare to London Paddington
- C Runs until 20 October
- D Runs from 27 October
- G From London Paddington to Paignton
- H From London Paddington to Exeter St Davids

Cardiff, Gloucester, Bristol, Bath and Swindon to Westbury, Yeovil, Weymouth, Salisbury, Southampton and Portsmouth

Sundays

Operator Days of operation/Notes 1st Class/Reservations/Bus/Ferry Catering facilities	GW	GW A A	GW	GW	GW B B	GW	GW A A	GW	GW J J	GW K K	GW	GW A A	GW	GW	GW L L	GW	GW
Cardiff Central (CDF) 7 d	1425					1525						1625					1725 1740
Newport (South Wales) (NWP) d	1439					1541						1640					1739 1754
Severn Tunnel Jn (STJ) d																	1805
Patchway (PWY) d																	
Gloucester (GCR) 7 d																	
Yate (YAE) d																	
Bristol Parkway (BPW) 7 d																	
Filton Abbey Wood (FIT) d	1502					1603						1702					1802 1821
Stapleton Road (SRD) d																	
Lawrence Hill (LWH) d																	
Bristol Temple Meads (BRI) 10 d	1515	1530		1541	1600	1620	1630	1648	1700		1715	1730		1748	1800	1815	1840
Keynsham (KYN) d	1522			1548		1627		1655			1723			1755			1847
Oldfield Park (OLF) d	1529			1555		1634		1702			1730			1802			1854
Bath Spa (BTH) 7 a	1532	1541		1557	1611	1636	1641	1704	1711		1732	1741		1804	1811	1829	1856
Bath Spa (BTH) 7 d	1533			1600		1638		1706			1735			1806		1830	1858
Freshford (FFD) d				1609				1715						1815			1907
Avoncliff (AVF) d				1612				1718						1818			1910
Bradford-on-Avon (BOA) d	1545			1616		1650		1722			1747			1822		1842	1914
Swindon (SWI) d			1544										1744				
Chippenham (CPM) d			1559										1759				
Melksham (MKM) d			1609										1809				
Trowbridge (TRO) d	1552		1618	1623		1656		1729			1753		1818	1829		1850	1920
Westbury (WSB) a	1559		1625	1630		1703		1736			1800		1825	1836		1857	1927
Westbury (WSB) d	1601		1628	1643		1705		1737		1755	1802		1826	1837		1901	1929
Frome (FRO) d			1638a					1746						1846			
Bruton (BRU) d								1758						1859			
Castle Cary (CLC) d								1802a		1814a				1904			
Yeovil Pen Mill (YVP) d														1918			
Yeovil Junction (YVJ) a																	
Thornford (THO) d														1922x			
Yetminster (YET) d														1925x			
Chetnole (CNO) d														1929x			
Maiden Newton (MDN) d														1941			
Dorchester West (DCW) d														1952			
Upwey (UPW) d														2000			
Weymouth (WEY) a														2005			
Dilton Marsh (DMH) d	1604x					1707x											
Warminster (WMN) d	1611			1651		1714					1810		1834			1909	1937
Salisbury (SAL) a	1633			1712		1736					1831		1855			1930	1958
Romsey (ROM) a	1652					1755					1851					1950	2018
Southampton Central (SOU) a	1703					1806					1902					2001	2029
Fareham (FRM) a	1727					1829					1927					2026	2058
Cosham (CSA) a	1735					1837					1935						
Fratton (FTN) a	1743					1844					1943					2040	2112
Portsmouth & Southsea (PMS) a	1746					1848					1947					2044	2117
Portsmouth Harbour (PMH)  a	1751					1852					1952					2050	2123

NOTES (see introductory pages for explanation of train operator codes and standard symbols)

- a Arrival time
- d Departure time
- x Stops on request
- A To London Paddington
- B From Weston-super-Mare to London Paddington
- J From Plymouth to London Paddington
- K From London Paddington to Plymouth
- L From Taunton to London Paddington

Cardiff, Gloucester, Bristol, Bath and Swindon to Westbury, Yeovil, Weymouth, Salisbury, Southampton and Portsmouth

Sundays

Operator Days of operation/Notes 1st Class/Reservations/Bus/Ferry Catering facilities	GW M 111 111	GW K 111 111	GW	GW N	GW	GW L 111 111	GW	GW K 111 111	GW	GW B 111 111	GW	GW	GW J 111 111	GW	GW
Cardiff Central (CDF) 7 d			1825					1925							2230
Newport (South Wales) (NWP) d			1840					1940							2244
Severn Tunnel Jn (STJ) d															2253
Patchway (PWY) d															2307
Gloucester (GCR) 7 d															
Yate (YAE) d															
Bristol Parkway (BPW) 7 d															
Filton Abbey Wood (FIT) d			1903					2003							2311
Stapleton Road (SRD) d															
Lawrence Hill (LWH) d															
Bristol Temple Meads (BRI) 10 d	1900		1915	1934		2000	2015		2049	2100	2128		2230	2235	2330
Keynsham (KYN) d				1941			2022		2056		2135			2242	
Oldfield Park (OLF) d				1948			2029		2103		2142			2249	
Bath Spa (BTH) 7 a	1911		1927	1950		2011	2031		2105	2111	2144		2242	2252	2343
Bath Spa (BTH) 7 d			1928	1952			2035		2107		2146			2254	2344
Freshford (FFD) d				2001					2116					2303	
Avoncliff (AVF) d				2004					2119					2306	
Bradford-on-Avon (BOA) d			1940	2008			2047		2123		2158			2310	2356
Swindon (SWI) d						1943							2134		
Chippenham (CPM) d						1959							2149		
Melksham (MKM) d						2009							2159		
Trowbridge (TRO) d			1947	2014	2018		2053		2130		2204	2209		2316	0002
Westbury (WSB) a			1954	2021	2025		2100		2137		2211	2216		2323	0009
Westbury (WSB) d		1955	2000	2023			2103	2122	2138		2212				0010
Frome (FRO) d									2148						
Bruton (BRU) d									2200						
Castle Cary (CLC) d		2014a						2141a	2205						
Yeovil Pen Mill (YVP) d									2221						
Yeovil Junction (YVJ) a															
Thornford (THO) d									2226x						
Yetminster (YET) d									2229x						
Chetnole (CNO) d									2233x						
Maiden Newton (MDN) d									2245						
Dorchester West (DCW) d									2255						
Upwey (UPW) d									2304						
Weymouth (WEY) a									2309						
Dilton Marsh (DMH) d			2003x												0014x
Warminster (WMN) d			2010	2031			2111				2220				0019a
Salisbury (SAL) a			2031	2052			2133				2242				
Romsey (ROM) a			2050	2111			2152				2301				
Southampton Central (SOU) a			2101	2122			2203				2312				
Fareham (FRM) a			2127	2202			2226				2335				
Cosham (CSA) a															
Fratton (FTN) a			2141	2219			2240				2349				
Portsmouth & Southsea (PMS) a			2144	2223			2244				2352				
Portsmouth Harbour (PMH) a			2149	2228			2249				2356				

NOTES (see introductory pages for explanation of train operator codes and standard symbols)

- a Arrival time
- d Departure time
- x Stops on request
- B From Weston-super-Mare to London Paddington
- J From Plymouth to London Paddington
- K From London Paddington to Plymouth
- L From Taunton to London Paddington
- M From Exeter St Davids to London Paddington
- N Also calls at Southampton Airport Parkway 2132, Eastleigh 2138, Hedge End 2149 and Botley 2154

Portsmouth, Southampton, Salisbury, Weymouth and Yeovil to Westbury, Swindon, Bath, Bristol, Gloucester and Cardiff

Mondays to Fridays

Operator	GW	GW A A	GW B B	GW C	GW D	GW E E	GW F	GW G G	GW H	GW J	GW	SW K	GW L L	GW	GW	GW F
Portsmouth Harbour (PMH)	d															0601
Portsmouth & Southsea (PMS)	d															0605
Fratton (FTN)	d				0450											0609
Cosham (CSA)	d				0459											0616
Fareham (FRM)	d				0510											0625
Southampton Central (SOU)	d				0533											0647
Romsey (ROM)	d				0545											0659
Salisbury (SAL)	d				0606				0635		0702					0719
Warminster (WMN)	d				0627				0656		0724					0740
Dilton Marsh (DMH)	d				0631x						0728x					0744x
Weymouth (WEY)	d															
Upwey (UPW)	d															
Dorchester West (DCW)	d															
Maiden Newton (MDN)	d															
Chetnole (CNO)	d															
Yetminster (YET)	d															
Thornford (THO)	d															
Yeovil Junction (YVJ)	d															
Yeovil Pen Mill (YVP)	d									0618		0658				
Castle Cary (CLC)	d							0641		0649k		0712				0727
Bruton (BRU)	d									0654		0717				
Frome (FRO)	d		0612			0642				0707		0729				0744c
Westbury (WSB)	a		0621		0638	0650	0700		0704	0717	0733	0738			0751	0755
Westbury (WSB)	d	0558			0640	0659			0705	0718	0736			0745	0800	
Trowbridge (TRO)	d	0604			0646	0705			0711	0724	0742			0752	→	
Melksham (MKM)	d								0721					0802		
Chippenham (CPM)	d								0731					0812		
Swindon (SWI)	a								0747					0834		
Bradford-on-Avon (BOA)	d	0610			0652		0711			0730	0748					
Avoncliff (AVF)	d	0613			0655		0715			0733	0751					
Freshford (FFD)	d	0616			0658		0718			0736	0754					
Bath Spa (BTH)	7 a	0627			0709		0728			0750	0805					
Bath Spa (BTH)	7 d	0628	0647		0657	0704	0710	0724	0730		0747		0752	0806	0823	
Oldfield Park (OLF)	d	0631			0700	0707	0713		0733				0755	0809		
Keynsham (KYN)	d	0638			0708	0714	0720		0740		0755		0803	0816		
Bristol Temple Meads (BRI)	10 a	0649	0658		0715		0728	0736	0748		0803		0811	0824	0836	
Lawrence Hill (LWH)	a	0700			0723								0819			
Stapleton Road (SRD)	a	0702			0725								0821			
Filton Abbey Wood (FIT)	a	0708	0714		0733			0804					0829			
Bristol Parkway (BPW)	7 a		0717													
Yate (YAE)	a															
Gloucester (GCR)	7 a								0845							
Patchway (PWY)	a						0810									
Severn Tunnel Jn (STJ)	a	0724					0821									
Newport (South Wales) (NWP)	a	0737	0747				0832									
Cardiff Central (CDF)	7 a	0751	0804				0846									

NOTES (see introductory pages for explanation of train operator codes and standard symbols)

- a Arrival time
- d Departure time
- x Stops on request
- c Arrives 4 minutes earlier
- k Arrives 18 minutes earlier

- A From London Paddington to Swansea
- B To London Paddington
- C Also calls at Ashley Down 0728 (this station is expected to open during the validity of this timetable)
- D Also calls at Portchester 0504
- E From London Paddington to Penzance
- F From Plymouth to London Paddington
- G From London Paddington to Weston-super-Mare
- H To Worcester Foregate Street
- J Also calls at Ashley Down 0824 (this station is expected to open during the validity of this timetable)
- K To London Waterloo
- L From London Paddington

Portsmouth, Southampton, Salisbury, Weymouth and Yeovil to Westbury, Swindon, Bath, Bristol, Gloucester and Cardiff

Mondays to Fridays

Operator	GW	GW L 113 13	GW	GW	GW L 113 13	GW	GW F 113 13	GW	GW G 113 13	GW	GW	SW M 11	GW L 113 13	GW	GW	GW L 113 13	GW	GW F 113 13
Days of operation/Notes 1st Class/Reservations/Bus/Ferry Catering facilities																		
Portsmouth Harbour (PMH)	d							0721								0823		
Portsmouth & Southsea (PMS)	d							0725								0827		
Fratton (FTN)	d							0729								0831		
Cosham (CSA)	d							0736								0839		
Fareham (FRM)	d							0744								0847		
Southampton Central (SOU)	d							0810		0823						0911		
Romsey (ROM)	d							0821		0835						0922		
Salisbury (SAL)	d							0840		0857		0923				0942		
Warminster (WMN)	d							0901		0918		0944		0951		1003		
Dilton Marsh (DMH)	d									0922x				0955x				
Weymouth (WEY)	d		0638			0733												
Upwey (UPW)	d		0643			0738												
Dorchester West (DCW)	d		0651			0746												
Maiden Newton (MDN)	d		0704			0759f												
Chetnole (CNO)	d		0712x			0807x												
Yetminster (YET)	d		0716x			0811x												
Thornford (THO)	d		0719x			0814x												
Yeovil Junction (YVJ)	d																	
Yeovil Pen Mill (YVP)	d		0735j			0823												
Castle Cary (CLC)	d		0750			0837	0844											1027
Bruton (BRU)	d		0755															
Frome (FRO)	d		0808			0852	0858										1026	
Westbury (WSB)	a		0817			0901	0908	0909		0927		0952		1001	1011	1035	1046	
Westbury (WSB)	d	0800		0818	0841		0902		0914		0940	0946		1002	1014	1040		
Trowbridge (TRO)	d	0806		0824	0847		0908		0921		0946	0952		1009	1020	1046		
Melksham (MKM)	d											1002						
Chippenham (CPM)	d											1012						
Swindon (SWI)	a											1029						
Bradford-on-Avon (BOA)	d	0812		0830	0853		0914		0927		0952			1015	1026		1052	
Avoncliff (AVF)	d			0833	0856						0955						1055	
Freshford (FFD)	d	0817		0836	0859		0918				0958						1058	
Bath Spa (BTH)	a	0827		0849	0910		0929		0939		1009			1027	1038		1109	
Bath Spa (BTH)	d	0829	0845	0850	0911	0923	0930		0940	0948	1010		1023	1028	1040	1046	1110	
Oldfield Park (OLF)	d	0832		0853	0914		0933				1013			1031			1113	
Keynsham (KYN)	d	0839		0900	0921		0940				1020			1038			1120	
Bristol Temple Meads (BRI)	a	0848	0857	0909	0929	0935	0949		0953	1000	1028		1035	1047	1052	1058	1129	
Lawrence Hill (LWH)	a																	
Stapleton Road (SRD)	a																	
Filton Abbey Wood (FIT)	a	0905		0920			1015		1010					1114	1104			
Bristol Parkway (BPW)	a			0926			1019							1118				
Yate (YAE)	a			0935			1028							1127				
Gloucester (GCR)	a			1002			1056							1156				
Patchway (PWY)	a																	
Severn Tunnel Jn (STJ)	a	0921																
Newport (South Wales) (NWP)	a	0931							1038							1132		
Cardiff Central (CDF)	a	0945							1051							1146		

NOTES (see introductory pages for explanation of train operator codes and standard symbols)

- a Arrival time
- d Departure time
- x Stops on request
- f Arrives 3 minutes earlier
- j Arrives 9 minutes earlier

- F From Plymouth to London Paddington
- G From London Paddington to Weston-super-Mare
- L From London Paddington
- M From London Waterloo to Yeovil Pen Mill

Portsmouth, Southampton, Salisbury, Weymouth and Yeovil to Westbury, Swindon, Bath, Bristol, Gloucester and Cardiff

Mondays to Fridays

Operator Days of operation/Notes 1st Class/Reservations/Bus/Ferry Catering facilities	GW L 113	GW	GW	GW G 113	SW K 11	GW	GW L 113	SW N 11	GW	GW	GW L 113	GW	GW	GW P 113	GW L 113	GW	GW	SW N 11	
Portsmouth Harbour (PMH)	d			0923							1023							1123	
Portsmouth & Southsea (PMS)	d			0927							1027							1127	
Fratton (FTN)	d			0931							1031							1131	
Cosham (CSA)	d			0939							1039							1141	
Fareham (FRM)	d			0947							1047							1149	
Southampton Central (SOU)	d			1011							1110							1211	
Romsey (ROM)	d			1023							1122							1222	
Salisbury (SAL)	d			1042			1112		1131		1142			1212				1242	1250
Warminster (WMN)	d			1103			1133		1152		1203			1233				1303	1311
Dilton Marsh (DMH)	d						1137x							1237x					
Weymouth (WEY)	d		0930															1129	
Upwey (UPW)	d		0935															1134	
Dorchester West (DCW)	d		0944															1143	
Maiden Newton (MDN)	d		0959c															1158c	
Chetnole (CNO)	d		1007x															1206x	
Yetminster (YET)	d		1011x															1210x	
Thornford (THO)	d		1014x															1213x	
Yeovil Junction (YVJ)	d																		
Yeovil Pen Mill (YVP)	d		1023			1059												1222	
Castle Cary (CLC)	d		1037			1114								1228				1236	
Bruton (BRU)	d		1042			1119												1241	
Frome (FRO)	d		1054			1132												1253	
Westbury (WSB)	a		1103	1111		1141	1142		1200		1211			1242	1247		1302	1311	1319
Westbury (WSB)	d		1104	1112			1143			1202	1212		1217	1243			1303	1312	
Trowbridge (TRO)	d		1111	1118			1150			1209	1218		1223	1250			1310	1318	
Melksham (MKM)	d												1233						
Chippenham (CPM)	d												1243						
Swindon (SWI)	a												1259						
Bradford-on-Avon (BOA)	d		1117	1124			1156			1215	1224			1256			1317	1325	
Avoncliff (AVF)	d						1159							1259					
Freshford (FFD)	d						1201							1301					
Bath Spa (BTH)	a		1129	1136			1212			1229	1236			1312			1331	1337	
Bath Spa (BTH)	d	1122	1130	1138	1146		1213	1220		1230	1238	1246		1313		1326	1332	1339	
Oldfield Park (OLF)	d		1133				1216			1233				1316			1335		
Keynsham (KYN)	d		1140				1223			1240				1323			1342		
Bristol Temple Meads (BRI)	a	1135	1149	1153	1158		1231	1235		1248	1252	1258		1331		1339	1351	1356	
Lawrence Hill (LWH)	a																		
Stapleton Road (SRD)	a																		
Filton Abbey Wood (FIT)	a		1215	1205						1315	1306						1416	1408	
Bristol Parkway (BPW)	a		1219							1319							1420		
Yate (YAE)	a		1228							1328							1429		
Gloucester (GCR)	a		1257							1357							1456		
Patchway (PWY)	a																		
Severn Tunnel Jn (STJ)	a																		
Newport (South Wales) (NWP)	a			1230							1334							1434	
Cardiff Central (CDF)	a			1245							1348							1448	








NOTES (see introductory pages for explanation of train operator codes and standard symbols)

- a Arrival time
- d Departure time
- x Stops on request
- c Arrives 4 minutes earlier

- G From London Paddington to Weston-super-Mare
- K To London Waterloo
- L From London Paddington
- N From London Waterloo to Yeovil Junction
- P From Paignton to London Paddington

Portsmouth, Southampton, Salisbury, Weymouth and Yeovil to Westbury, Swindon, Bath, Bristol, Gloucester and Cardiff

Mondays to Fridays

Operator Days of operation/Notes 1st Class/Reservations/Bus/Ferry Catering facilities	GW G 1111 ⌘	GW	GW L 1111 ⌘	GW	GW	GW	GW L 1111 ⌘	GW	SW K 11	GW Q 1111 ⌘	GW L 1111 ⌘	GW	GW	SW K 11	GW G 1111 ⌘	GW	GW P 1111 ⌘	GW L 1111 ⌘	
Portsmouth Harbour (PMH) 	d					1223										1323			
Portsmouth & Southsea (PMS)	d					1227										1327			
Fratton (FTN)	d					1231										1331			
Cosham (CSA)	d					1239										1339			
Fareham (FRM)	d					1249										1347			
Southampton Central (SOU)	d					1311										1411			
Romsey (ROM)	d					1323										1422			
Salisbury (SAL)	d		1307			1342			1405							1443			
Warminster (WMN)	d		1328			1403			1428							1504		1530	
Dilton Marsh (DMH)	d		1332x						1432x								1534x		
Weymouth (WEY)	d												1328						
Upwey (UPW)	d												1333						
Dorchester West (DCW)	d												1342						
Maiden Newton (MDN)	d												1357c						
Chetnole (CNO)	d												1405x						
Yetminster (YET)	d												1409x						
Thornford (THO)	d												1412x						
Yeovil Junction (YVJ)	d								1338							1451			
Yeovil Pen Mill (YVP)	d								1345				1421			1459f			
Castle Cary (CLC)	d								1410e	1430			1435			1513		1531	
Bruton (BRU)	d								1416				1440			1518			
Frome (FRO)	d								1433				1452			1530			
Westbury (WSB)	a		1338			1411			1437	1450			1501	1512	1539		1540	1553	
Westbury (WSB)	d		1340		1402	1412	1418		1440				1502	1513			1541		
Trowbridge (TRO)	d		1346		1409	1418	1424		1446				1509	1520			1548		
Melksham (MKM)	d						1434												
Chippenham (CPM)	d						1444												
Swindon (SWI)	a						1500												
Bradford-on-Avon (BOA)	d		1352		1415	1424			1452				1515	1526			1554		
Avoncliff (AVF)	d		1355						1455								1557		
Freshford (FFD)	d		1358						1458								1559		
Bath Spa (BTH) 	a		1409		1427	1436			1509				1528	1538			1610		
Bath Spa (BTH) 	d	1351	1410	1423	1428	1438		1446	1510			1525	1530	1539		1550	1611	1622	
Oldfield Park (OLF)	d		1413		1431				1513				1533				1614		
Keynsham (KYN)	d		1420		1438				1520				1540				1621		
Bristol Temple Meads (BRI) 	a	1403	1428	1435	1446	1450		1506	1530			1537	1549	1552		1608	1629	1635	
Lawrence Hill (LWH)	a																		
Stapleton Road (SRD)	a																		
Filton Abbey Wood (FIT)	a				1517	1504							1615	1605					
Bristol Parkway (BPW) 	a				1521								1619						
Yate (YAE)	a				1531								1628						
Gloucester (GCR) 	a				1559								1656						
Patchway (PWY)	a																		
Severn Tunnel Jn (STJ)	a																		
Newport (South Wales) (NWP)	a					1533										1630			
Cardiff Central (CDF) 	a					1552										1645			

NOTES (see introductory pages for explanation of train operator codes and standard symbols)

- a Arrival time
- d Departure time
- x Stops on request
- c Arrives 4 minutes earlier
- e Arrives 12 minutes earlier
- f Arrives 3 minutes earlier

- G From London Paddington to Weston-super-Mare
- K To London Waterloo
- L From London Paddington
- P From Paignton to London Paddington
- Q From Exeter St Davids to London Paddington

Portsmouth, Southampton, Salisbury, Weymouth and Yeovil to Westbury, Swindon, Bath, Bristol, Gloucester and Cardiff

Mondays to Fridays

Operator Days of operation/Notes 1st Class/Reservations/Bus/Ferry Catering facilities	GW	GW	GW	GW G 113 ⌘	GW	GW Q 113	GW L 113 ⌘	GW	GW	GW R 113 ⌘	GW	GW S 113 ⌘	GW L 113 ⌘	GW	GW R 113 ⌘	GW	GW	GW T 113 ⌘
Portsmouth Harbour (PMH)	d	1423								1523				1624				
Portsmouth & Southsea (PMS)	d	1427								1527				1629				
Fratton (FTN)	d	1431								1531				1633				
Cosham (CSA)	d	1439								1538				1640				
Fareham (FRM)	d	1447								1547				1648				
Southampton Central (SOU)	d	1511								1609				1711				
Romsey (ROM)	d	1522								1622				1722				
Salisbury (SAL)	d	1542								1642				1742				
Warminster (WMN)	d	1604								1703	1730			1803			1829	
Dilton Marsh (DMH)	d										1734x						1833x	
Weymouth (WEY)	d								1528									
Upwey (UPW)	d								1533									
Dorchester West (DCW)	d								1544f									
Maiden Newton (MDN)	d								1557f									
Chetnole (CNO)	d								1605x									
Yetminster (YET)	d								1609x									
Thornford (THO)	d								1612x									
Yeovil Junction (YVJ)	d																	
Yeovil Pen Mill (YVP)	d								1621									
Castle Cary (CLC)	d					1625			1635			1736						1839
Bruton (BRU)	d								1640									
Frome (FRO)	d				1626				1652									
Westbury (WSB)	a	1612			1635	1644			1701	1711	1739	1755		1811			1839	1858
Westbury (WSB)	d	1559	1613	1623		1640			1702	1713	1741			1812		1837	1841	
Trowbridge (TRO)	d	1609	1619	1629		1646			1709	1719	1747			1818		1843	1848	
Melksham (MKM)	d			1639												1853		
Chippenham (CPM)	d			1649												1904		
Swindon (SWI)	a			1705												1921		
Bradford-on-Avon (BOA)	d	1615	1625			1652			1715	1727		1753		1824				1854
Avoncliff (AVF)	d					1655						1756						1857
Freshford (FFD)	d					1658						1759						1900
Bath Spa (BTH)	a	1627	1637			1709			1727	1739		1810		1836				1910
Bath Spa (BTH)	d	1628	1639		1647	1710		1722	1728	1740	1746	1811		1823	1838	1848		1912
Oldfield Park (OLF)	d	1631				1713			1731			1814						1915
Keynsham (KYN)	d	1638				1720			1738			1821		1845				1922
Bristol Temple Meads (BRI)	a	1646	1653		1659	1728		1734	1747	1753	1757	1829		1835	1853	1900		1930
Lawrence Hill (LWH)	a																	
Stapleton Road (SRD)	a																	
Filton Abbey Wood (FIT)	a	1715	1704						1817	1804				1905				
Bristol Parkway (BPW)	a	1719							1821									
Yate (YAE)	a	1728							1831									
Gloucester (GCR)	a	1756							1903									
Patchway (PWY)	a																	
Severn Tunnel Jn (STJ)	a		1720							1821				1920				
Newport (South Wales) (NWP)	a		1733							1832				1935				
Cardiff Central (CDF)	a		1750							1845				1949				








NOTES (see introductory pages for explanation of train operator codes and standard symbols)

- a Arrival time
- d Departure time
- x Stops on request
- f Arrives 3 minutes earlier

- G From London Paddington to Weston-super-Mare
- L From London Paddington
- Q From Exeter St Davids to London Paddington
- R From London Paddington to Taunton
- S Runs until 6 September. From Plymouth to London Paddington
- T From Newquay to London Paddington until 6 September. From Plymouth to London Paddington from 9 September

Portsmouth, Southampton, Salisbury, Weymouth and Yeovil to Westbury, Swindon, Bath, Bristol, Gloucester and Cardiff

Mondays to Fridays

Operator Days of operation/Notes 1st Class/Reservations/Bus/Ferry Catering facilities	GW L 1111 11	GW	GW	GW G 1111 11	GW	GW	GW U	SW V 11	GW L 1111 11	GW	GW	GW 11	GW G 1111 11	GW	GW P 1111 11	GW	GW L 1111 11	GW FX	GW FO	
Portsmouth Harbour (PMH) 	d			1724										1824					1923	1923
Portsmouth & Southsea (PMS)	d			1729										1829					1929	1929
Fratton (FTN)	d			1733										1833					1933	1933
Cosham (CSA)	d			1740										1840					1940	1940
Fareham (FRM)	d			1748										1849					1949	1949
Southampton Central (SOU)	d			1810										1911					2011	2011
Romsey (ROM)	d			1822										1923					2023	2023
Salisbury (SAL)	d			1842			1913							1942		2011			2042	2042
Warminster (WMN)	d			1903			1934							2003		2032			2103	2103
Dilton Marsh (DMH)	d						1938x									2036x				
Weymouth (WEY)	d		1728																	
Upwey (UPW)	d		1733																	
Dorchester West (DCW)	d		1742																	
Maiden Newton (MDN)	d		1757c																	
Chetnole (CNO)	d		1805x																	
Yetminster (YET)	d		1809x																	
Thornford (THO)	d		1812x																	
Yeovil Junction (YVJ)	d							1916												
Yeovil Pen Mill (YVP)	d		1821					1923												
Castle Cary (CLC)	d		1844n					1938							2042					
Bruton (BRU)	d		1849					1943												
Frome (FRO)	d		1901					1956			2016					2058				
Westbury (WSB)	a		1910	1911		←	1943	2007		2012	2026		2042	2101	2109			2111	2111	
Westbury (WSB)	d		1918	1912		1918	1945	2006		2013			2045					2112	2112	
Trowbridge (TRO)	d		→	1918		1925	1951	2012		2020			2051					2118	2118	
Melksham (MKM)	d							2022												
Chippenham (CPM)	d							2032												
Swindon (SWI)	a							2050												
Bradford-on-Avon (BOA)	d			1924		1931	1957			2026			2057					2124	2124	
Avoncliff (AVF)	d					1935	2000						2100							
Freshford (FFD)	d					1938	2003						2103							
Bath Spa (BTH) 	a			1936		1952	2014			2038			2113					2136	2136	
Bath Spa (BTH) 	d	1923		1938	1949	1954	2015		2023	2039		2049	2114			2120		2138	2138	
Oldfield Park (OLF)	d					1957	2018						2117							
Keynsham (KYN)	d					2004	2025						2124							
Bristol Temple Meads (BRI) 	a	1935		1952	2004	2013	2034		2037	2051		2103	2132			2136		2150	2150	
Lawrence Hill (LWH)	a																			
Stapleton Road (SRD)	a																			
Filton Abbey Wood (FIT)	a			2005						2106								2204	2204	
Bristol Parkway (BPW) 	a																			
Yate (YAE)	a																			
Gloucester (GCR) 	a						2142													
Patchway (PWY)	a																		2209	2209
Severn Tunnel Jn (STJ)	a			2021						2119								2219	2220	
Newport (South Wales) (NWP)	a			2032						2130								2238	2232	
Cardiff Central (CDF) 	a			2046						2146								2258	2246	

NOTES (see introductory pages for explanation of train operator codes and standard symbols)








- a Arrival time
- d Departure time
- x Stops on request
- c Arrives 4 minutes earlier
- n Arrives 10 minutes earlier

- G From London Paddington to Weston-super-Mare
- L From London Paddington
- P From Paignton to London Paddington
- U To Cheltenham Spa
- V From London Waterloo via Yeovil

- FO Fridays only
- FX Not Fridays

Portsmouth, Southampton, Salisbury, Weymouth and Yeovil to Westbury, Swindon, Bath, Bristol, Gloucester and Cardiff

Mondays to Fridays

Operator	GW G	GW	GW	GW L	GW FO	GW FX	GW	SW W	GW FX	GW L	GW L	GW X	GW TSM L
Portsmouth Harbour (PMH) 	d				2024	2024						2123	
Portsmouth & Southsea (PMS)	d				2028	2028						2127	
Fratton (FTN)	d				2032	2032						2131	
Cosham (CSA)	d												
Fareham (FRM)	d				2046	2046						2147	
Southampton Central (SOU)	d				2111	2111						2222	
Romsey (ROM)	d				2122	2122						2235	
Salisbury (SAL)	d				2142	2142	2211					2300	
Warminster (WMN)	d				2203	2203	2234f					2321	
Dilton Marsh (DMH)	d						2238x					2325x	
Weymouth (WEY)	d		2014						2128				
Upwey (UPW)	d		2019						2133				
Dorchester West (DCW)	d		2027						2141				
Maiden Newton (MDN)	d		2040						2154				
Chetnole (CNO)	d		2048x						2202x				
Yetminster (YET)	d		2052x						2206x				
Thornford (THO)	d		2055x						2209x				
Yeovil Junction (YVJ)	d							2145					
Yeovil Pen Mill (YVP)	d		2104					2152	2221m				
Castle Cary (CLC)	d		2118					2220g	2235				
Bruton (BRU)	d		2123					2225	2240				
Frome (FRO)	d		2135					2245h	2252				
Westbury (WSB)	a		2144		2211	2211	2243	2254	2301			2330	
Westbury (WSB)	d	2116	2145		2212	2212	2244					2336	
Trowbridge (TRO)	d	2122	2152		2218	2218	2251					2342	
Melksham (MKM)	d	2132											
Chippenham (CPM)	d	2142											
Swindon (SWI)	a	2158											
Bradford-on-Avon (BOA)	d		2158		2224	2224	2257					2348	
Avoncliff (AVF)	d		2201				2300						
Freshford (FFD)	d		2204				2302						
Bath Spa (BTH) 	a		2214		2236	2236	2313					0001	
Bath Spa (BTH) 	d	2157	2216	2224	2238	2238	2314			2324	2353	0002	0101
Oldfield Park (OLF)	d		2219				2317						
Keynsham (KYN)	d		2226				2324						
Bristol Temple Meads (BRI) 	a	2212	2235	2239	2250	2250	2332			2336	0008	0016	0113
Lawrence Hill (LWH)	a												
Stapleton Road (SRD)	a												
Filton Abbey Wood (FIT)	a				2305	2305							
Bristol Parkway (BPW) 	a												
Yate (YAE)	a												
Gloucester (GCR) 	a												
Patchway (PWY)	a				2310	2310							
Severn Tunnel Jn (STJ)	a				2321	2321							
Newport (South Wales) (NWP)	a				2332	2338							
Cardiff Central (CDF) 	a				2346	2358							

NOTES (see introductory pages for explanation of train operator codes and standard symbols)

- a Arrival time
- d Departure time
- x Stops on request
- f Arrives 3 minutes earlier
- g Arrives 15 minutes earlier
- h Arrives 6 minutes earlier
- m Arrives 5 minutes earlier

- G From London Paddington to Weston-super-Mare
- L From London Paddington
- W To Salisbury
- X Also calls at Eastleigh 2209 and Southampton Airport Parkway 2213

- FO Fridays only
- FX Not Fridays
- TSM Tuesday to Saturday mornings

Portsmouth, Southampton, Salisbury, Weymouth and Yeovil to Westbury, Swindon, Bath, Bristol, Gloucester and Cardiff

Saturdays








Operator	GW	GW	GW A	GW	GW A	GW	GW	SW B	GW C	GW D	GW	GW	GW A	GW	GW C	GW	GW E
Days of operation/Notes 1st Class/Reservations/Bus/Ferry Catering facilities			111 11		111 11			11	111 11	111 11			111 11		111 11		111 11
Portsmouth Harbour (PMH)	d						0608										0723
Portsmouth & Southsea (PMS)	d			0540			0612										0727
Fratton (FTN)	d			0544			0616										0731
Cosham (CSA)	d			0551			0624										0739
Fareham (FRM)	d			0601			0632										0747
Southampton Central (SOU)	d			0629			0657										0809
Romsey (ROM)	d			0640			0711										0821
Salisbury (SAL)	d	0605			0704		0730										0840
Warminster (WMN)	d	0626			0725		0751										0901
Dilton Marsh (DMH)	d	0630x			0729x		0755x										
Weymouth (WEY)	d										0638				0733		
Upwey (UPW)	d										0643				0738		
Dorchester West (DCW)	d										0651				0746		
Maiden Newton (MDN)	d										0704				0759		
Chetnole (CNO)	d										0712x				0807x		
Yetminster (YET)	d										0716x				0811x		
Thornford (THO)	d										0719x				0814x		
Yeovil Junction (YVJ)	d																
Yeovil Pen Mill (YVP)	d										0730c				0823		
Castle Cary (CLC)	d							0736	0748		0752g				0837	0845	
Bruton (BRU)	d							0741			0757						
Frome (FRO)	d		0650					0754			0810				0852	0859	
Westbury (WSB)	a	0636	0658		0734		0800	0803	0808		0819				0901	0910	0909
Westbury (WSB)	d	0638	0702		0736		0745	0804			0820	0840			0902		0915
Trowbridge (TRO)	d	0644	0708		0742		0752	0810			0827	0846			0909		0921
Melksham (MKM)	d						0802										
Chippenham (CPM)	d						0812										
Swindon (SWI)	a						0828										
Bradford-on-Avon (BOA)	d	0650	0714		0748			0816			0833	0852			0915		0927
Avoncliff (AVF)	d	0653	0717		0751						0836	0855					
Freshford (FFD)	d	0656	0720		0754			0821			0839	0858			0919		
Bath Spa (BTH)	7 a	0706	0730		0805			0831			0850	0909			0929		0939
Bath Spa (BTH)	7 d	0708	0732	0750	0807	0823		0833		0846	0851	0910	0924	0930		0941	0950
Oldfield Park (OLF)	d	0711	0735		0810			0836			0854	0913			0933		
Keynsham (KYN)	d	0718	0742		0817			0843			0901	0920			0940		
Bristol Temple Meads (BRI)	10 a	0727	0751	0802	0825	0835		0850			0858	0909	0928	0936	0950		0953
Lawrence Hill (LWH)	a																
Stapleton Road (SRD)	a							0904									
Filton Abbey Wood (FIT)	a										0919				1015		1007
Bristol Parkway (BPW)	7 a										0923				1018		
Yate (YAE)	a										0932				1028		
Gloucester (GCR)	7 a										1000				1058		
Patchway (PWY)	a																
Severn Tunnel Jn (STJ)	a																
Newport (South Wales) (NWP)	a						0930										1030
Cardiff Central (CDF)	7 a						0944										1045

NOTES (see introductory pages for explanation of train operator codes and standard symbols)

- a Arrival time
- d Departure time
- x Stops on request
- c Arrives 4 minutes earlier
- g Arrives 9 minutes earlier
- A From London Paddington
- B To London Waterloo
- C From Plymouth to London Paddington
- D From London Paddington to Weston-super-Mare
- E From London Paddington to Taunton

Portsmouth, Southampton, Salisbury, Weymouth and Yeovil to Westbury, Swindon, Bath, Bristol, Gloucester and Cardiff

Saturdays

Operator	GW	GW A A	GW	GW	GW	GW A A	GW	GW F A	GW A A	SW G I	GW	GW	GW H A	GW D A	SW B I	GW J	GW A A
Days of operation/Notes 1st Class/Reservations/Bus/Ferry Catering facilities																	
Portsmouth Harbour (PMH) 	d				0823							0923					
Portsmouth & Southsea (PMS)	d				0827							0927					
Fratton (FTN)	d				0831							0931					
Cosham (CSA)	d				0839							0939					
Fareham (FRM)	d				0847							0947					
Southampton Central (SOU)	d	0830			0910							1010					
Romsey (ROM)	d	0841			0921							1021					
Salisbury (SAL)	d	0905			0942					1024		1042				1112	
Warminster (WMN)	d	0928h		0951	1003					1045		1103				1133	
Dilton Marsh (DMH)	d	0932x		0955x												1137x	
Weymouth (WEY)	d										0930						
Upwey (UPW)	d										0935						
Dorchester West (DCW)	d										0944						
Maiden Newton (MDN)	d										1001e						
Chetnole (CNO)	d										1009x						
Yetminster (YET)	d										1013x						
Thornford (THO)	d										1016x						
Yeovil Junction (YVJ)	d																
Yeovil Pen Mill (YVP)	d										1025						
Castle Cary (CLC)	d							1029			1039						
Bruton (BRU)	d										1044						
Frome (FRO)	d					1030					1057				1130		
Westbury (WSB)	a	0938		1001	1011	1038	1048			1053	1107	1111			1139	1142	
Westbury (WSB)	d	0940		0952	1002	1012	1040				1108	1115				1143	
Trowbridge (TRO)	d	0946		0959	1009	1018	1046				1115	1122				1150	
Melksham (MKM)	d			1009													
Chippenham (CPM)	d			1019													
Swindon (SWI)	a			1036													
Bradford-on-Avon (BOA)	d	0952		1015	1024	1052					1121	1128				1156	
Avoncliff (AVF)	d	0955				1055										1159	
Freshford (FFD)	d	0958				1058										1201	
Bath Spa (BTH)	 a	1009		1027	1036	1109					1133	1140				1212	
Bath Spa (BTH)	 d	1010	1023	1028	1038	1048	1110		1123		1134	1142	1148	1200		1213	1223
Oldfield Park (OLF)	d	1013		1031		1113					1137					1216	
Keynsham (KYN)	d	1020		1038		1120					1144					1223	
Bristol Temple Meads (BRI)	 a	1028	1035	1048	1051	1100	1128		1135		1152	1156	1200	1212		1231	1235
Lawrence Hill (LWH)	a																
Stapleton Road (SRD)	a																
Filton Abbey Wood (FIT)	a			1115	1107						1215	1207				1245	
Bristol Parkway (BPW)	 a			1119							1219					1249	
Yate (YAE)	a			1128							1228					1259	
Gloucester (GCR)	 a			1156							1257					1329	
Patchway (PWY)	a																
Severn Tunnel Jn (STJ)	a																
Newport (South Wales) (NWP)	a				1131							1231					
Cardiff Central (CDF)	 a				1145							1245					

NOTES (see introductory pages for explanation of train operator codes and standard symbols)

- a Arrival time
- d Departure time
- x Stops on request
- e Arrives 7 minutes earlier
- h Arrives 3 minutes earlier
- A From London Paddington
- B To London Waterloo
- D From London Paddington to Weston-super-Mare
- F From Paignton to London Paddington
- G From London Waterloo to Frome
- H From London Paddington to Exeter St Davids
- J To Worcester Foregate Street. Also calls at Cam & Dursley 1311

Portsmouth, Southampton, Salisbury, Weymouth and Yeovil to Westbury, Swindon, Bath, Bristol, Gloucester and Cardiff

Saturdays

Operator Days of operation/Notes 1st Class/Reservations/Bus/Ferry Catering facilities	GW	GW	GW D D A	GW	GW K K A	GW	GW L L A	GW A A A	GW	GW	GW D D A	GW	GW A A A	GW	GW	GW D D A	GW
Portsmouth Harbour (PMH)	d	1023								1123					1223		
Portsmouth & Southsea (PMS)	d	1027								1127					1227		
Fratton (FTN)	d	1031								1131					1231		
Cosham (CSA)	d	1039								1139					1239		
Fareham (FRM)	d	1047								1147					1247		
Southampton Central (SOU)	d	1110								1210					1310		
Romsey (ROM)	d	1121								1221					1321		
Salisbury (SAL)	d	1142				1212				1242		1307			1342		
Warminster (WMN)	d	1203				1233				1303		1328			1403		
Dilton Marsh (DMH)	d					1237x						1332x					
Weymouth (WEY)	d								1130								
Upwey (UPW)	d								1135								
Dorchester West (DCW)	d								1144								
Maiden Newton (MDN)	d								1159j								
Chetnole (CNO)	d								1207x								
Yetminster (YET)	d								1211x								
Thornford (THO)	d								1214x								
Yeovil Junction (YVJ)	d																
Yeovil Pen Mill (YVP)	d								1223								
Castle Cary (CLC)	d						1229		1237								
Bruton (BRU)	d								1242								
Frome (FRO)	d								1254								
Westbury (WSB)	a	1211				1243	1248		1303	1311		1338			1411		
Westbury (WSB)	d	1202	1212		1217		1244		1305	1314		1340		1404	1412		1419
Trowbridge (TRO)	d	1208	1218		1223		1251		1311	1320		1346		1410	1418		1425
Melksham (MKM)	d				1233												1435
Chippenham (CPM)	d				1245												1445
Swindon (SWI)	a				1301												1501
Bradford-on-Avon (BOA)	d	1214	1225				1257			1317	1326		1352		1416	1424	
Avoncliff (AVF)	d						1300						1355				
Freshford (FFD)	d						1302						1358				
Bath Spa (BTH)	7 a	1226	1237				1313			1329	1338		1409		1428	1436	
Bath Spa (BTH)	7 d	1228	1239	1248		1300	1314		1324	1331	1340	1351	1410	1423	1430	1438	1448
Oldfield Park (OLF)	d	1231					1317			1334			1413		1433		
Keynsham (KYN)	d	1238					1324			1341			1420		1440		
Bristol Temple Meads (BRI)	10 a	1247	1252	1300			1312		1336	1349	1353	1403	1428	1435	1449	1452	1500
Lawrence Hill (LWH)	a																
Stapleton Road (SRD)	a																
Filton Abbey Wood (FIT)	a	1315	1305							1415	1406				1513	1507	
Bristol Parkway (BPW)	7 a	1318								1418					1519		
Yate (YAE)	a	1329								1428					1530		
Gloucester (GCR)	7 a	1358								1458					1558		
Patchway (PWY)	a																
Severn Tunnel Jn (STJ)	a																
Newport (South Wales) (NWP)	a		1331								1429					1531	
Cardiff Central (CDF)	7 a		1346								1444					1545	

NOTES (see introductory pages for explanation of train operator codes and standard symbols)

- a Arrival time
- d Departure time
- x Stops on request
- j Arrives 5 minutes earlier
- A From London Paddington
- D From London Paddington to Weston-super-Mare
- K Runs from 14 September. From Oxford
- L From Paignton to London Paddington until 7 September. From Exeter St Davids to London Paddington from 14 September

Portsmouth, Southampton, Salisbury, Weymouth and Yeovil to Westbury, Swindon, Bath, Bristol, Gloucester and Cardiff

Saturdays

Operator	GW	GW M 11:15	GW N 11:15	GW A 11:15	GW	GW	GW D 11:15	GW	GW A 11:15	GW	GW	GW	GW D 11:15	GW	GW F 11:15	GW A 11:15	GW
Days of operation/Notes 1st Class/Reservations/Bus/Ferry Catering facilities																	
Portsmouth Harbour (PMH)	d					1323						1423					
Portsmouth & Southsea (PMS)	d					1327						1427					
Fratton (FTN)	d					1331						1431					
Cosham (CSA)	d					1339						1439					
Fareham (FRM)	d					1347						1447					
Southampton Central (SOU)	d					1410						1510					
Romsey (ROM)	d					1421						1521					
Salisbury (SAL)	d	1407				1442		1509				1542					
Warminster (WMN)	d	1428				1503		1530				1603					
Dilton Marsh (DMH)	d	1432x						1534x									
Weymouth (WEY)	d				1330												1530
Upwey (UPW)	d				1335												1535
Dorchester West (DCW)	d				1344												1544
Maiden Newton (MDN)	d				1358c												1557h
Chetnole (CNO)	d				1406x												1605x
Yetminster (YET)	d				1410x												1609x
Thornford (THO)	d				1413x												1612x
Yeovil Junction (YVJ)	d																
Yeovil Pen Mill (YVP)	d				1422												1621
Castle Cary (CLC)	d		1425	1427	1436										1627		1635
Bruton (BRU)	d				1441												1640
Frome (FRO)	d				1453									1630			1652
Westbury (WSB)	a	1437	1444	1446	1503	1511		1539				1611		1638	1646		1701
Westbury (WSB)	d	1440			1505	1513		1541			1602	1613	1623		1640		1703
Trowbridge (TRO)	d	1446			1511	1519		1547			1609	1619	1629		1646		1709
Melksham (MKM)	d												1639				
Chippenham (CPM)	d												1649				
Swindon (SWI)	a												1705				
Bradford-on-Avon (BOA)	d	1452				1517	1525		1553		1615	1625			1652		1715
Avoncliff (AVF)	d	1455							1556						1655		
Freshford (FFD)	d	1458							1559						1658		
Bath Spa (BTH)	a	1509				1529	1537		1610		1627	1637			1709		1727
Bath Spa (BTH)	d	1510			1523	1531	1540	1552	1611	1623	1628	1639		1653	1710	1723	1729
Oldfield Park (OLF)	d	1513				1534			1614		1631				1713		1732
Keynsham (KYN)	d	1520				1541			1621		1638				1720		1739
Bristol Temple Meads (BRI)	a	1528			1535	1549	1553	1605	1629	1635	1649	1652		1705	1728	1735	1749
Lawrence Hill (LWH)	a																
Stapleton Road (SRD)	a																
Filton Abbey Wood (FIT)	a					1615	1607				1715	1704					1815
Bristol Parkway (BPW)	a					1618					1718						1818
Yate (YAE)	a					1628					1728						1828
Gloucester (GCR)	a					1658					1756						1859
Patchway (PWY)	a																
Severn Tunnel Jn (STJ)	a													1720			
Newport (South Wales) (NWP)	a						1630							1731			
Cardiff Central (CDF)	a						1645							1745			

NOTES (see introductory pages for explanation of train operator codes and standard symbols)

- a Arrival time
- d Departure time
- x Stops on request
- c Arrives 4 minutes earlier
- h Arrives 3 minutes earlier
- A From London Paddington
- D From London Paddington to Weston-super-Mare
- F From Paignton to London Paddington
- M Runs until 7 September. From Exeter St Davids to London Paddington
- N Runs from 14 September. From Exeter St Davids to London Paddington

Portsmouth, Southampton, Salisbury, Weymouth and Yeovil to Westbury, Swindon, Bath, Bristol, Gloucester and Cardiff

Saturdays

Operator Days of operation/Notes 1st Class/Reservations/Bus/Ferry Catering facilities	GW	GW E 113 113	GW K 113 113	GW	GW A 113 113	GW	GW	GW D 113 113	GW P	GW Q 113 113	GW A 113 113	GW	GW E 113 113	GW	GW R	SW S 113	GW A 113 113
Portsmouth Harbour (PMH)	d	1523				1623						1723					
Portsmouth & Southsea (PMS)	d	1527				1627						1727					
Fratton (FTN)	d	1531				1631						1731					
Cosham (CSA)	d	1539				1639						1739					
Fareham (FRM)	d	1547				1647						1747					
Southampton Central (SOU)	d	1610				1710						1810					
Romsey (ROM)	d	1621				1721						1821					
Salisbury (SAL)	d	1642			1706	1742			1812			1842			1913	1925	
Warminster (WMN)	d	1703			1730c	1803			1833			1903			1934	1946	
Dilton Marsh (DMH)	d				1734x				1837x						1938x		
Weymouth (WEY)	d												1735				
Upwey (UPW)	d												1740				
Dorchester West (DCW)	d												1748				
Maiden Newton (MDN)	d												1801				
Chetnole (CNO)	d												1809x				
Yetminster (YET)	d												1813x				
Thornford (THO)	d												1816x				
Yeovil Junction (YVJ)	d																
Yeovil Pen Mill (YVP)	d												1825				
Castle Cary (CLC)	d								1843				1847g				
Bruton (BRU)	d												1853				
Frome (FRO)	d												1908				
Westbury (WSB)	a	1711			1739	1811			1842	1902		1911	1917	1944	1954		
Westbury (WSB)	d	1713			1743	1812	1835		1844			1912	1922	1945			
Trowbridge (TRO)	d	1719			1749	1818	1841		1850			1918	1929	1951			
Melksham (MKM)	d						1851										
Chippenham (CPM)	d						1901										
Swindon (SWI)	a						1917										
Bradford-on-Avon (BOA)	d	1725			1755	1824			1856			1924	1935	1957			
Avoncliff (AVF)	d				1758				1859				1938	2000			
Freshford (FFD)	d				1801				1902				1941	2003			
Bath Spa (BTH)	7 a	1737			1814	1836			1913			1936	1954	2014			
Bath Spa (BTH)	7 d	1739	1748	1811	1816	1825	1838	1848	1914		1924	1938	1950	1956	2015		2024
Oldfield Park (OLF)	d				1819				1917				1959	2018			
Keynsham (KYN)	d				1826		1845		1924				2006	2025			
Bristol Temple Meads (BRI)	10 a	1752	1800	1823	1835	1838	1853	1900	1932		1936	1952	2002	2014	2033		2037
Lawrence Hill (LWH)	a																
Stapleton Road (SRD)	a																
Filton Abbey Wood (FIT)	a	1804				1907			1944			2005			2044		
Bristol Parkway (BPW)	7 a								1948						2048		
Yate (YAE)	a								1957						2058		
Gloucester (GCR)	7 a								2028						2128		
Patchway (PWY)	a																
Severn Tunnel Jn (STJ)	a	1820				1920						2020					
Newport (South Wales) (NWP)	a	1831				1931						2030					
Cardiff Central (CDF)	7 a	1845				1946						2044					

NOTES (see introductory pages for explanation of train operator codes and standard symbols)

- a Arrival time
- d Departure time
- x Stops on request
- c Arrives 4 minutes earlier
- g Arrives 9 minutes earlier
- A From London Paddington
- D From London Paddington to Weston-super-Mare
- E From London Paddington to Taunton
- K Runs from 14 September. From Oxford
- P To Cheltenham Spa. Also calls at Cam & Dursley 2010
- Q From Penzance to London Paddington until 7 September. From Plymouth to Paddington from 14 September
- R To Worcester Shrub Hill. Also calls at Cam & Dursley 2111
- S From London Waterloo to Yeovil Junction

Portsmouth, Southampton, Salisbury, Weymouth and Yeovil to Westbury, Swindon, Bath, Bristol, Gloucester and Cardiff

Saturdays


Operator Days of operation/Notes 1st Class/Reservations/Bus/Ferry Catering facilities	GW T	GW	GW E 113 12	GW U	GW V 113 12	GW U	GW A 113 12	GW	GW	GW	GW U	GW H 113 12	GW	GW	GW A 113 12	GW	GW
Portsmouth Harbour (PMH)	d		1823								1923				2023		
Portsmouth & Southsea (PMS)	d		1827								1927				2027		
Fratton (FTN)	d		1831								1931				2031		
Cosham (CSA)	d		1839								1939						
Fareham (FRM)	d		1847								1947				2047		
Southampton Central (SOU)	d		1910								2010				2112		
Romsey (ROM)	d		1921								2021				2123		
Salisbury (SAL)	d		1942					2013		2041					2142		2213
Warminster (WMN)	d		2003					2034		2102					2203		2234
Dilton Marsh (DMH)	d							2038x									2238x
Weymouth (WEY)	d			1845							1932		2040				
Upwey (UPW)	d			1850							1937		2045				
Dorchester West (DCW)	d			1859							1946		2053				
Maiden Newton (MDN)	d			1915k							2003e		2106				
Chetnole (CNO)	d										2011x		2114x				
Yetminster (YET)	d										2014x		2118x				
Thornford (THO)	d										2017x		2121x				
Yeovil Junction (YVJ)	d																
Yeovil Pen Mill (YVP)	d			1940e							2038f		2130				
Castle Cary (CLC)	d			1955	2006						2052		2144				
Bruton (BRU)	d			2000		←							2149				
Frome (FRO)	d			2018c		2018c			2058		2107		2201				
Westbury (WSB)	a	2011		←	2025	2031		2045	2107	2110	2116		2210	2211	←	2245	
Westbury (WSB)	d	2008	2014			2033		2055		2112	2118		2219	2214	2219	2250	
Trowbridge (TRO)	d	2015	2020			2039		2101		2118	2124	←	2220	2226	2256		
Melksham (MKM)	d	2025									2134						
Chippenham (CPM)	d	2036									2144						
Swindon (SWI)	a	2054									2200						
Bradford-on-Avon (BOA)	d		2026			2045		2107		2124				2226	2233	2302	
Avoncliff (AVF)	d							2110							2236	2305	
Freshford (FFD)	d							2113							2239	2308	
Bath Spa (BTH)	a		2038			2057		2123		2136				2238	2254	2319	
Bath Spa (BTH)	d		2040	2048		2059	2120	2125		2138		2155		2240	2251	2255	2320
Oldfield Park (OLF)	d					2102		2128							2258	2323	
Keynsham (KYN)	d					2109		2135							2305	2330	
Bristol Temple Meads (BRI)	a		2052	2102		2117	2132	2147		2150		2206		2252	2303	2314	2340
Lawrence Hill (LWH)	a																
Stapleton Road (SRD)	a																
Filton Abbey Wood (FIT)	a		2104							2207				2305			
Bristol Parkway (BPW)	a																
Yate (YAE)	a																
Gloucester (GCR)	a																
Patchway (PWY)	a									2212				2309			
Severn Tunnel Jn (STJ)	a		2120							2223				2320			
Newport (South Wales) (NWP)	a		2130							2235				2337			
Cardiff Central (CDF)	a		2144							2255				2357			

NOTES (see introductory pages for explanation of train operator codes and standard symbols)

- a Arrival time
- d Departure time
- x Stops on request
- c Arrives 4 minutes earlier
- e Arrives 7 minutes earlier
- f Arrives 13 minutes earlier
- k Arrives 6 minutes earlier
- A From London Paddington
- E From London Paddington to Taunton
- H From London Paddington to Exeter St Davids
- T Runs from 14 September
- U Runs until 7 September
- V From Penzance to London Paddington

Portsmouth, Southampton, Salisbury, Weymouth and Yeovil to Westbury, Swindon, Bath, Bristol, Gloucester and Cardiff

Saturdays

Operator Days of operation/Notes 1st Class/Reservations/Bus/Ferry Catering facilities	GW	GW W	GW A A A	GW SUM A A
Portsmouth Harbour (PMH) 	d	2123		
Portsmouth & Southsea (PMS)	d	2127		
Fratton (FTN)	d	2131		
Cosham (CSA)	d			
Fareham (FRM)	d	2148		
Southampton Central (SOU)	d	2223		
Romsey (ROM)	d	2234		
Salisbury (SAL)	d	2257		
Warminster (WMN)	d	2318		
Dilton Marsh (DMH)	d	2322x		
Weymouth (WEY)	d			
Upwey (UPW)	d			
Dorchester West (DCW)	d			
Maiden Newton (MDN)	d			
Chetnole (CNO)	d			
Yetminster (YET)	d			
Thornford (THO)	d			
Yeovil Junction (YVJ)	d			
Yeovil Pen Mill (YVP)	d			
Castle Cary (CLC)	d			
Bruton (BRU)	d			
Frome (FRO)	d	2316		
Westbury (WSB)	a	2324	2330	
Westbury (WSB)	d			
Trowbridge (TRO)	d			
Melksham (MKM)	d			
Chippenham (CPM)	d			
Swindon (SWI)	a			
Bradford-on-Avon (BOA)	d			
Avoncliff (AVF)	d			
Freshford (FFD)	d			
Bath Spa (BTH) 7	a			
Bath Spa (BTH) 7	d		2351	0103
Oldfield Park (OLF)	d			
Keynsham (KYN)	d			
Bristol Temple Meads (BRI) 10	a		0003	0115
Lawrence Hill (LWH)	a			
Stapleton Road (SRD)	a			
Filton Abbey Wood (FIT)	a			
Bristol Parkway (BPW) 7	a			
Yate (YAE)	a			
Gloucester (GCR) 7	a			
Patchway (PWY)	a			
Severn Tunnel Jn (STJ)	a			
Newport (South Wales) (NWP)	a			
Cardiff Central (CDF) 7	a			

NOTES (see introductory pages for explanation of train operator codes and standard symbols)

- a Arrival time
- d Departure time
- x Stops on request
- A From London Paddington
- W Also calls at Eastleigh 2205 and Southampton Airport Parkway 2209
- SUM Sunday mornings

Portsmouth, Southampton, Salisbury, Weymouth and Yeovil to Westbury, Swindon, Bath, Bristol, Gloucester and Cardiff

Sundays

Operator	GW	GW	GW A A A	GW B B	GW C C	GW D D D	SW E E	GW F F F	GW G G G	GW	GW	GW	GW G G G	GW	GW	GW H H H	GW
Days of operation/Notes 1st Class/Reservations/Bus/Ferry Catering facilities																	
Portsmouth Harbour (PMH)	d												0909				
Portsmouth & Southsea (PMS)	d												0914		1013		
Fratton (FTN)	d												0918		1017		
Cosham (CSA)	d												0926		1025		
Fareham (FRM)	d												0934		1033		
Southampton Central (SOU)	d												0957		1057		
Romsey (ROM)	d												1008		1108		
Salisbury (SAL)	d												1027		1127		
Warminster (WMN)	d	0810											1048		1148		
Dilton Marsh (DMH)	d	0814x											1052x				
Weymouth (WEY)	d			0801													1058
Upwey (UPW)	d																1103
Dorchester West (DCW)	d			0812													1112
Maiden Newton (MDN)	d			0825													1125
Chetnole (CNO)	d			0834x													1134x
Yetminster (YET)	d			0838x													1138x
Thornford (THO)	d			0841x													1141x
Yeovil Junction (YVJ)	d						0946										
Yeovil Pen Mill (YVP)	d			0850f			0953										1149
Castle Cary (CLC)	d			0905		0918	1007	1018								1206	1209g
Bruton (BRU)	d			0910			1012										1215
Frome (FRO)	d			0922	0922		1024						1125				1227
Westbury (WSB)	a	0819		0931	0931	0936	1033	1037				1058	1134	1157	1224		1236
Westbury (WSB)	d	0820	0839	0932	0932							1046	1102	1136	1202		1237
Trowbridge (TRO)	d	0827	0845	0938	0938							1051	1108	1142	1208		1244
Melksham (MKM)	d	0836										1102					1253
Chippenham (CPM)	d	0846										1112					1304
Swindon (SWI)	a	0902										1131					1322
Bradford-on-Avon (BOA)	d	0851		0944	0944							1114		1148	1214		
Avoncliff (AVF)	d	0855		0947	0947									1152			
Freshford (FFD)	d	0858		0950	0950									1155			
Bath Spa (BTH)	a	0906		1001	1001							1126		1205	1226		
Bath Spa (BTH)	d	0910	0925	1002	1002			1030	1123			1128	1150	1207	1228		
Oldfield Park (OLF)	d	0913		1004	1004							1131		1210	1231		
Keynsham (KYN)	d	0920		1012	1012							1138		1217	1238		
Bristol Temple Meads (BRI)	a	0928	0936	1020	1020			1043	1136			1147	1203	1225	1246		
Lawrence Hill (LWH)	a																
Stapleton Road (SRD)	a																
Filton Abbey Wood (FIT)	a			1047	1047							1203			1303		
Bristol Parkway (BPW)	a																
Yate (YAE)	a																
Gloucester (GCR)	a																
Patchway (PWY)	a																
Severn Tunnel Jn (STJ)	a																
Newport (South Wales) (NWP)	a			1107	1107							1226			1326		
Cardiff Central (CDF)	a			1122	1122							1240			1340		

NOTES (see introductory pages for explanation of train operator codes and standard symbols)

- a Arrival time
- d Departure time
- x Stops on request
- f Arrives 3 minutes earlier
- g Arrives 8 minutes earlier
- A From London Paddington to Exeter St Davids
- B Runs until 20 October
- C Runs from 27 October
- D From Exeter St Davids to London Paddington
- E To London Waterloo
- F From Plymouth to London Paddington
- G From London Paddington to Weston-super-Mare
- H From Paignton to London Paddington

Portsmouth, Southampton, Salisbury, Weymouth and Yeovil to Westbury, Swindon, Bath, Bristol, Gloucester and Cardiff

Sundays

Operator Days of operation/Notes 1st Class/Reservations/Bus/Ferry Catering facilities	GW J ⚡	GW	GW G ⚡	GW	GW	GW J ⚡	GW	GW D ⚡	GW	GW	GW	GW K ⚡	GW J ⚡	GW	GW	GW K ⚡	GW H ⚡	
Portsmouth Harbour (PMH)	d		1109			1209						1309				1409		
Portsmouth & Southsea (PMS)	d		1114			1214						1314				1414		
Fratton (FTN)	d		1118			1218						1318				1418		
Cosham (CSA)	d		1126			1226						1326				1426		
Fareham (FRM)	d		1134			1234						1334				1434		
Southampton Central (SOU)	d		1157			1257						1357				1457		
Romsey (ROM)	d		1208			1308						1408				1508		
Salisbury (SAL)	d		1227			1327						1427				1527		
Warminster (WMN)	d		1248			1351c						1448				1548		
Dilton Marsh (DMH)	d		1252x									1452x				1552x		
Weymouth (WEY)	d													1415				
Upwey (UPW)	d													1420				
Dorchester West (DCW)	d													1428				
Maiden Newton (MDN)	d													1441				
Chetnole (CNO)	d													1449x				
Yetminster (YET)	d													1453x				
Thornford (THO)	d													1456x				
Yeovil Junction (YVJ)	d																	
Yeovil Pen Mill (YVP)	d													1512h				
Castle Cary (CLC)	d							1417						1526			1619	
Bruton (BRU)	d													1531				
Frome (FRO)	d						1422							1543				
Westbury (WSB)	a		1258			1359	1431	1435		←		1458		1553	1558		1636	
Westbury (WSB)	d		1302			1340	1400		1447		1440	1447	1502		1555	1605		
Trowbridge (TRO)	d		1308			1346	1407		←		1446	1454	1508		1601	1611		
Melksham (MKM)	d											1503						
Chippenham (CPM)	d											1513						
Swindon (SWI)	a											1533						
Bradford-on-Avon (BOA)	d		1314			1352	1413				1452			1514		1607	1617	
Avoncliff (AVF)	d					1355					1455					1610		
Freshford (FFD)	d					1358					1458					1613		
Bath Spa (BTH)	a		1326			1409	1425				1509			1526		1624	1629	
Bath Spa (BTH)	d	1250	1328	1350	1410	1426	1450				1510		1528	1546	1620	1625	1632	1650
Oldfield Park (OLF)	d		1331			1413	1429				1513					1628		
Keynsham (KYN)	d		1338			1420	1436				1520					1635		
Bristol Temple Meads (BRI)	a	1304	1346	1402	1428	1445	1505				1528		1546	1558	1632	1643	1648	1703
Lawrence Hill (LWH)	a																	
Stapleton Road (SRD)	a																	
Filton Abbey Wood (FIT)	a		1403			1503								1603			1703	
Bristol Parkway (BPW)	a																	
Yate (YAE)	a																	
Gloucester (GCR)	a																	
Patchway (PWY)	a																	
Severn Tunnel Jn (STJ)	a																	
Newport (South Wales) (NWP)	a		1426			1531								1626			1728	
Cardiff Central (CDF)	a		1440			1545								1640			1744	

NOTES (see introductory pages for explanation of train operator codes and standard symbols)

- a Arrival time
- d Departure time
- x Stops on request
- c Arrives 4 minutes earlier
- h Arrives 9 minutes earlier
- D From Exeter St Davids to London Paddington
- G From London Paddington to Weston-super-Mare
- H From Paignton to London Paddington
- J From London Paddington
- K From London Paddington to Taunton

Portsmouth, Southampton, Salisbury, Weymouth and Yeovil to Westbury, Swindon, Bath, Bristol, Gloucester and Cardiff

Sundays








Operator Days of operation/Notes 1st Class/Reservations/Bus/Ferry Catering facilities	GW	GW J 111 11	GW	GW	GW L 111 11	GW	GW J 111 11	GW	GW G 111 11	GW	GW	GW H 111 11	GW	GW L 111 11	GW	GW G 111 11	GW
Portsmouth Harbour (PMH)	d			1509				1609								1709	
Portsmouth & Southsea (PMS)	d			1514				1614								1714	
Fratton (FTN)	d			1518				1618								1718	
Cosham (CSA)	d			1526				1626								1726	
Fareham (FRM)	d			1534				1634								1734	
Southampton Central (SOU)	d			1557				1657								1757	
Romsey (ROM)	d			1608				1708								1808	
Salisbury (SAL)	d	1605		1630				1727		1759						1828	
Warminster (WMN)	d	1626		1651				1748		1820						1849	
Dilton Marsh (DMH)	d			1655x						1824x							
Weymouth (WEY)	d					1608											1753
Upwey (UPW)	d					1613											1758
Dorchester West (DCW)	d					1621											1806
Maiden Newton (MDN)	d					1634											1819
Chetnole (CNO)	d					1642x											1827x
Yetminster (YET)	d					1646x											1831x
Thornford (THO)	d					1649x											1834x
Yeovil Junction (YVJ)	d																
Yeovil Pen Mill (YVP)	d					1658											1847j
Castle Cary (CLC)	d					1712					1811	1823					1907k
Bruton (BRU)	d					1718					1816						1912
Frome (FRO)	d		1643			1730					1828						1924
Westbury (WSB)	a	1635	1651	1700		1739		1756		1829	1837	1842	←		1857		1934
Westbury (WSB)	d	1640		1652	1702		1740		1800		1830	1849		1849		1902	1940
Trowbridge (TRO)	d	1646		1658	1708		1746		1806		1837	→		1855		1908	1946
Melksham (MKM)	d			1708										1906			
Chippenham (CPM)	d			1718										1916			
Swindon (SWI)	a			1734										1933			
Bradford-on-Avon (BOA)	d	1652			1714		1752		1812		1843					1914	1952
Avoncliff (AVF)	d	1655					1756				1846						1955
Freshford (FFD)	d	1658					1759				1848						1958
Bath Spa (BTH)	a	1709			1726		1809		1824		1859					1926	2009
Bath Spa (BTH)	d	1710	1720		1728	1750	1811	1820	1826	1846	1900			1920	1928	1946	2010
Oldfield Park (OLF)	d	1713			1731		1814				1903						2013
Keynsham (KYN)	d	1720			1738		1821				1910						2020
Bristol Temple Meads (BRI)	a	1728	1736		1746	1803	1829	1833	1838	1858	1918			1932	1940	1958	2029
Lawrence Hill (LWH)	a																
Stapleton Road (SRD)	a																
Filton Abbey Wood (FIT)	a				1803				1851							1951	
Bristol Parkway (BPW)	a																
Yate (YAE)	a																
Gloucester (GCR)	a																
Patchway (PWY)	a							1855									
Severn Tunnel Jn (STJ)	a							1906								2004	
Newport (South Wales) (NWP)	a				1827			1917								2015	
Cardiff Central (CDF)	a				1840			1931								2029	

NOTES (see introductory pages for explanation of train operator codes and standard symbols)

- a Arrival time
- d Departure time
- x Stops on request
- j Arrives 6 minutes earlier
- k Arrives 7 minutes earlier
- G From London Paddington to Weston-super-Mare
- H From Paignton to London Paddington
- J From London Paddington
- L From London Paddington to Plymouth

Portsmouth, Southampton, Salisbury, Weymouth and Yeovil to Westbury, Swindon, Bath, Bristol, Gloucester and Cardiff

Sundays

Operator	GW	GW	GW	GW	GW	GW	GW	GW	GW	GW	GW	GW	GW	GW
Days of operation/Notes 1st Class/Reservations/Bus/Ferry Catering facilities	J		J				G		M		J			J
	⌘		⌘				⌘		⌘		⌘			⌘
Portsmouth Harbour (PMH) 	d	1809				1909					2009		2109	2206
Portsmouth & Southsea (PMS)	d	1814				1914					2014		2114	2212
Fratton (FTN)	d	1818				1918					2018		2118	2216
Cosham (CSA)	d	1826				1926								
Fareham (FRM)	d	1834				1934					2034		2134	2233
Southampton Central (SOU)	d	1857				1957					2059		2156	2257
Romsey (ROM)	d	1908				2008					2112		2207	2308
Salisbury (SAL)	d	1927		1959		2027					2131		2227	2327
Warminster (WMN)	d	1949		2020		2048					2152		2248	2348
Dilton Marsh (DMH)	d			2024x							2156x			2353x
Weymouth (WEY)	d									2011				
Upwey (UPW)	d									2016				
Dorchester West (DCW)	d									2024				
Maiden Newton (MDN)	d									2037				
Chetnole (CNO)	d									2045x				
Yetminster (YET)	d									2049x				
Thornford (THO)	d									2052x				
Yeovil Junction (YVJ)	d													
Yeovil Pen Mill (YVP)	d									2101				
Castle Cary (CLC)	d									2115	2136			
Bruton (BRU)	d									2120				
Frome (FRO)	d									2132				
Westbury (WSB)	a	2000		2029		2057				2141	2155	2202		2256 2358
Westbury (WSB)	d	2001		2030	2038	2102				2143		2203		2257
Trowbridge (TRO)	d	2007		2037	2044	2108				2149		2209		2303
Melksham (MKM)	d				2054									
Chippenham (CPM)	d				2106f									
Swindon (SWI)	a				2123									
Bradford-on-Avon (BOA)	d	2013		2043		2114				2155		2215		2309
Avoncliff (AVF)	d			2046						2158				
Freshford (FFD)	d			2048						2201				
Bath Spa (BTH) 	a	2025		2059		2126				2212		2227		2321
Bath Spa (BTH) 	d	2020	2027	2046	2100	2128	2146	2213		2229	2250	2322		2335
Oldfield Park (OLF)	d			2103				2216						
Keynsham (KYN)	d			2110				2223					2331	
Bristol Temple Meads (BRI) 	a	2032	2039	2102	2118	2140	2158	2231		2241	2302	2338		2347
Lawrence Hill (LWH)	a													
Stapleton Road (SRD)	a													
Filton Abbey Wood (FIT)	a	2051				2151					2253			
Bristol Parkway (BPW) 	a													
Yate (YAE)	a													
Gloucester (GCR) 	a													
Patchway (PWY)	a					2157								
Severn Tunnel Jn (STJ)	a	2104				2208					2305			
Newport (South Wales) (NWP)	a	2114				2218					2316			
Cardiff Central (CDF) 	a	2129				2232					2330			

NOTES (see introductory pages for explanation of train operator codes and standard symbols)

- a Arrival time
- d Departure time
- x Stops on request
- f Arrives 3 minutes earlier
- G From London Paddington to Weston-super-Mare
- J From London Paddington
- M From Penzance to London Paddington