

London and Reading to Swindon, Cheltenham Spa, Bristol, Weston-S.M, Cardiff, Swansea and West Wales

**Mondays to Fridays**

Operator Days of operation/Notes 1st Class/Reservations/Bus/Ferry Catering facilities	GW	GW A	GW B	GW C	GW D	GW E	GW	GW	GW	GW	GW	GW	GW	GW	GW	GW	GW	GW
	113		113	113	113	113	113	113	113	113	113	113	113	113	113	113	113	113
London Paddington (PAD) 13 d			0523		0600	0628	0630	0648		0700	0712	0729	0731	0748		0757	0818	0830
Reading (RDG) 7 d			0549		0627	0653	0656	0713		0725	0739	0754	0757	0813		0825	0843	0855
Didcot Parkway (DID) d			0603		0640		0710			0739	0754		0810			0839		
Swindon (SWI) a			0618		0655	0719	0725	0737		0753	0811	0818	0826	0837		0853	0907	0919
Swindon (SWI) d		0602	0621	0633	0659	0722	0730	0741	0754	0756	0812	0820	0829	0841	0845	0856	0910	0922
Kemble (KEM) d				0645			0742		0808				0842					
Stroud (STD) d				0701			0758		0822				0859					
Stonehouse (SHU) d				0706			0803		0827				0904					
Gloucester (GCR) 7 a				0718			0818		0845				0915					
Cheltenham Spa (CNM) a				0733			0832		0903				0930					
Chippenham (CPM) d		0623j	0633		0711	0734				0809c		0832			0900	0908		0935c
Melksham (MKM) a		0632													0909			
Trowbridge (TRO) a		0641													0919			
Westbury (WSB) a		0649													0926			
Bath Spa (BTH) 7 d			0647e		0724c	0747c				0823e		0845				0923g		0948
Bristol Parkway (BPW) 7 d	0602		0728f					0804						0905c			0934c	
Bristol Temple Meads (BRI) 10 a			0658k		0736	0803				0836	0835	0857				0935		1000
Nailsea & Backwell (NLS) a						0825												1019
Yatton (YAT) a						0830												1024
Worle (WOR) a						0836												1030
Weston Milton (WNM) a																		
Weston-super-Mare (WSM) a						0843												1038
Highbridge & Burnham (HIG) a																		
Bridgwater (BWT) a					0804													
Taunton (TAU) a					0815													
Newport (South Wales) (NWP) a	0625		0747					0824			0853			0922				0952
Cardiff Central (CDF) 7 a	0641		0804					0839			0908			0936				1010
Bridgend (BGN) a	0703		0827					0901						0959				
Port Talbot Parkway (PTA) a	0716		0839					0913						1012				
Neath (NTH) a	0724		0846					0920						1019				
Swansea (SWA) a	0740		0859					0933						1034				
Llanelli (LLE) 7 a	0813							1002										
Pembrey & Burry Port (PBY) a	0822							1008										
Carmarthen (CMN) a	0849							1038										

For the complete service between London, Reading and Didcot Parkway see table 121

For the complete service between Gloucester and Cheltenham Spa see table 132

For the complete service between Bath and Bristol see table 133

For the complete service between Bristol, Weston-super-Mare and Taunton see table 134

For the complete service between Newport and Cardiff see table 128

For the complete service between Cardiff, Swansea and West Wales see table 126

**NOTES** (see introductory pages for explanation of train operator codes and standard symbols)

- a Arrival time
- d Departure time
- c Arrives 3 minutes earlier
- e Arrives 4 minutes earlier
- f Arrives 11 minutes earlier
- g Arrives 5 minutes earlier
- j Arrives 6 minutes earlier
- k Calls at Bristol Temple Meads before Bristol Parkway

- A To Southampton Central
- B Also calls at Filton Abbey Wood 0714
- C To Worcester Shrub Hill
- D To Penzance
- E Also calls at Keynsham 0755
- F From Salisbury to Worcester Foregate Street

London and Reading to Swindon, Cheltenham Spa, Bristol, Weston-S.M, Cardiff, Swansea and West Wales

**Mondays to Fridays**

Operator 1st Class/Reservations/Bus/Ferry Catering facilities	GW 113	GW 113	GW 113	GW 113	GW 113	GW 113	GW 113	GW 113	GW 113	GW 113	GW 113	GW 113	GW 113	GW 113	GW 113	GW 113	GW 113	GW 113	GW 113
London Paddington (PAD) <b>15</b> d	0832	0848	0900	0918	0930	0932	0948	1000		1015	1030	1032	1048	1100	1116	1130	1132	1148	
Reading (RDG) <b>7</b> d	0858	0913	0925	0943	0955	0958	1013	1025		1040	1055	1058	1113	1125	1141	1155	1158	1213	
Didcot Parkway (DID) d	0911		0939			1011		1038		1053		1111	1138	1155			1211		
Swindon (SWI) a	0927	0938	0953	1009	1019	1027	1040	1053		1108	1119	1127	1137	1153	1209	1219	1227	1238	
Swindon (SWI) d	0929	0941	0958	1011	1022	1030	1042	1056	1105	1111	1122	1129	1140	1155	1212	1222	1229	1240	
Kemble (KEM) d	0942					1043						1141					1242		
Stroud (STD) d	0958					1059						1157					1257		
Stonehouse (SHU) d	1003					1103						1202					1302		
Gloucester (GCR) <b>7</b> a	1015					1116						1216					1314		
Cheltenham Spa (CNM) a	1031					1132						1231					1331		
Chippenham (CPM) d			1010c		1033			1108	1121		1133			1207		1233			
Melksham (MKM) a									1130										
Trowbridge (TRO) a									1140										
Westbury (WSB) a									1147										
Bath Spa (BTH) <b>7</b> d			1023c		1046			1122e		1134		1146		1220		1246			
Bristol Parkway (BPW) <b>7</b> d		1005		1035c			1105						1204c		1240c				1304
Bristol Temple Meads (BRI) <b>10</b> a			1035		1058			1135				1158		1235		1258			
Nailsea & Backwell (NLS) a												1229							
Yatton (YAT) a												1234							
Worle (WOR) a												1240							
Weston Milton (WNM) a																			
Weston-super-Mare (WSM) a												1248							
Highbridge & Burnham (HIG) a																			
Bridgwater (BWT) a																			
Taunton (TAU) a																			
Newport (South Wales) (NWP) a		1022		1053			1122			1153			1224		1302				1321
Cardiff Central (CDF) <b>7</b> a		1036		1110			1136			1211			1238		1317				1335
Bridgend (BGN) a		1058					1158						1300						1357
Port Talbot Parkway (PTA) a		1110					1210						1312						1409
Neath (NTH) a		1117					1218						1319						1416
Swansea (SWA) a		1130					1230						1332						1429
Llanelli (LLE) <b>7</b> a							1255												1458
Pembrey & Burry Port (PBY) a							1302												1505
Carmarthen (CMN) a							1325												1527

NOTES (see introductory pages for explanation of train operator codes and standard symbols)

- a Arrival time
- d Departure time
- c Arrives 3 minutes earlier
- e Arrives 4 minutes earlier

London and Reading to Swindon, Cheltenham Spa, Bristol, Weston-S.M, Cardiff, Swansea and West Wales

**Mondays to Fridays**











Operator 1st Class/Reservations/Bus/Ferry Catering facilities	GW 11 11	GW 11 11	GW 11 11	GW 11 11	GW 11 11	GW 11 11	GW 11 11	GW 11 11	GW 11 11	GW 11 11	GW 11 11	GW 11 11	GW 11 11	GW 11 11	GW 11 11	GW 11 11	GW 11 11	GW 11 11	
London Paddington (PAD) <b>15</b> d	1200	1213		1230	1232	1248	1300	1315	1330	1332	1348	1400	1415		1430	1432	1448	1500	
Reading (RDG) <b>7</b> d	1225	1240		1255	1258	1313	1326	1340	1355	1358	1413	1425	1440		1455	1458	1513	1525	
Didcot Parkway (DID)	d	1238	1253		1311		1339	1353		1411	1437	1438	1453			1511		1538	
Swindon (SWI)	a	1259	1308		1322	1327	1337	1354	1408	1419	1428	1437	1456	1508		1523	1528	1537	1553
Swindon (SWI)	d	1302	1310	1315	1325	1329	1340	1356	1411	1422	1429	1440	1458	1510	1515	1525	1529	1540	1555
Kemble (KEM)	d				1342						1441						1542		
Stroud (STD)	d				1357						1457						1557		
Stonehouse (SHU)	d				1402						1502						1602		
Gloucester (GCR) <b>7</b> a					1415						1513						1615		
Cheltenham Spa (CNM)	a				1429						1530						1631		
Chippenham (CPM)	d	1313		1330	1338			1409		1433				1511		1531	1537		1607
Melksham (MKM)	a			1339												1540			
Trowbridge (TRO)	a			1349												1550			
Westbury (WSB)	a			1357												1559			
Bath Spa (BTH) <b>7</b> d	1326			1351			1423c	1446				1525c			1550				1622e
Bristol Parkway (BPW) <b>7</b> d		1334c				1405		1435				1504		1533				1604	
Bristol Temple Meads (BRI) <b>10</b> a	1339			1403			1435		1506				1537			1608			1635
Nailsea & Backwell (NLS)	a			1421												1622			
Yatton (YAT)	a			1426												1627			
Worle (WOR)	a			1432												1633			
Weston Milton (WNM)	a																		
Weston-super-Mare (WSM)	a			1440												1641			
Highbridge & Burnham (HIG)	a																		
Bridgwater (BWT)	a																		
Taunton (TAU)	a																		
Newport (South Wales) (NWP)	a		1352			1422		1500				1521		1552					1622
Cardiff Central (CDF) <b>7</b> a			1406			1437		1516				1535		1607					1636
Bridgend (BGN)	a					1459						1558							1658
Port Talbot Parkway (PTA)	a					1511						1610							1710
Neath (NTH)	a					1519						1617							1718
Swansea (SWA)	a					1531						1630							1730
Llanelli (LLE) <b>7</b> a												1653							
Pembrey & Burry Port (PBY)	a											1700							
Carmarthen (CMN)	a											1722							

NOTES (see introductory pages for explanation of train operator codes and standard symbols)


- a Arrival time
- d Departure time
- c Arrives 3 minutes earlier
- e Arrives 4 minutes earlier

London and Reading to Swindon, Cheltenham Spa, Bristol, Weston-S.M, Cardiff, Swansea and West Wales

**Mondays to Fridays**

Operator Days of operation/Notes 1st Class/Reservations/Bus/Ferry Catering facilities	GW	GW	GW	GW	GW	GW	GW	GW	GW	GW	GW	GW	GW	GW	GW	GW	GW	GW	GW
	11:15 15	11:15 15	11:15 15	11:15 15	11:15 15	11:15 15	11:15 15	11:15 15	11:15 15	11:15 15	11:15 15	11:15 15	11:15 15	11:15 15	11:15 15	11:15 15	11:15 15	11:15 15	11:15 15
London Paddington (PAD)  d	1516	1530	1532	1548	1600	1612	1618		1630	1632		1648	1700	1718	1730	1732	1748	1748	
Reading (RDG)  d	1541	1555	1558	1613	1625	1643			1655	1658u		1713	1726	1743	1755	1758u	1813	1813	
Didcot Parkway (DID) d	1554		1611		1639	1658			1712	1712		1740	1756		1811				
Swindon (SWI) a	1609	1619	1628	1638	1653	1715			1719	1728		1739	1755	1812	1819	1827	1837	1837	
Swindon (SWI) d	1611	1622	1629	1640	1657	1717		1717	1722	1730	1735	1742	1757	1813	1822	1830	1840	1840	
Kemble (KEM) d			1641							1742					1843				
Stroud (STD) d			1657							1757					1859				
Stonehouse (SHU) d			1702							1802					1905				
Gloucester (GCR)  a			1716							1817					1921				
Cheltenham Spa (CNM) a			1731							1831					1937				
Chippenham (CPM) d		1633			1709				1733			1750		1809		1835c			
Melksham (MKM) a												1759							
Trowbridge (TRO) a												1809							
Westbury (WSB) a												1817							
Bath Spa (BTH)  d		1647			1722c				1746				1823c		1848				
Bristol Parkway (BPW)  d	1634			1704			1728	1739a				1805		1837c			1904	1904	
Bristol Temple Meads (BRI)  a		1659			1734				1757				1835		1900				
Nailsea & Backwell (NLS) a		1724							1824						1919				
Yatton (YAT) a		1729							1829						1924				
Worle (WOR) a		1735							1835						1930				
Weston Milton (WNM) a															1935				
Weston-super-Mare (WSM) a		1742							1842						1939				
Highbridge & Burnham (HIG) a									1853						1957				
Bridgwater (BWT) a									1900						2004				
Taunton (TAU) a									1912						2016				
Newport (South Wales) (NWP) a	1654			1721			1746					1822		1857			1921	1921	
Cardiff Central (CDF)  a	1709			1737			1803					1837		1911			1938	1938	
Bridgend (BGN) a				1801			1825					1859		1946			2000	2000	
Port Talbot Parkway (PTA) a				1813			1837					1911		1959			2012	2012	
Neath (NTH) a				1821			1844					1918		2007			2019	2019	
Swansea (SWA) a				1833			1857					1933		2019			2032	2032	
Llanelli (LLE)  a							1920										2119		
Pembrey & Burry Port (PBY) a							1926										2125		
Carmarthen (CMN) a							1949										2154		

NOTES (see introductory pages for explanation of train operator codes and standard symbols)

- a Arrival time
- d Departure time
- u Stops to pick up only
- c Arrives 3 minutes earlier
  
- G Runs until 6 September. Also calls at Kidwelly 2132 and Ferryside 2139
- H Runs from 9 September
  
- FX Not Fridays
-  Pullman restaurant car service is available when boarding at highlighted times

## London and Reading to Swindon, Cheltenham Spa, Bristol, Weston-S.M, Cardiff, Swansea and West Wales

### Mondays to Fridays

Operator Days of operation/Notes 1st Class/Reservations/Bus/Ferry Catering facilities	GW FO J ✕	GW K	GW 1801 1827	GW 1818 1843	GW 1830 1855u	GW 1834 1859	GW 1848 1913	GW 1902 1927	GW 1912 1943	GW 1918 1955	GW 1930 1958	GW 1933 1958	GW 1948 2013	GW 2000 2025	GW 2030 2055				
London Paddington (PAD)  d	1748		1801	1818	1830	1834	1848	1902		1912	1918		1930	1933	1948		2000	2030	
Reading (RDG)  d	1813		1827	1843	1855u	1859	1913	1927		1943			1955	1958	2013		2025	2055	
Didcot Parkway (DID) d			1841	1858		1912		1941		1958			2012				2038	2108	
Swindon (SWI) a	1837		1856	1913	1919	1928	1937	1955		2017			2020	2027	2037		2053	2123	
Swindon (SWI) d	1840	1844	1858	1915	1922	1930	1940	1958	2014	2018		2018	2023	2030	2040	2054	2055	2125	
Kemble (KEM) d						1943							2042		2107				
Stroud (STD) d						1958							2058		2122				
Stonehouse (SHU) d						2003							2103		2127				
Gloucester (GCR)  a						2015							2115		2142				
Cheltenham Spa (CNM) a						2032							2133		2205				
Chippenham (CPM) d		1900	1910		1935c			2010	2030				2036					2107	2139c
Melksham (MKM) a		1909							2039										
Trowbridge (TRO) a		1918							2049										
Westbury (WSB) a		1926							2058										
Bath Spa (BTH)  d			1923		1949c			2023c					2049					2120	2157h
Bristol Parkway (BPW)  d	1904			1939			2004				2028	2042a			2103				
Bristol Temple Meads (BRI)  a			1935		2004			2037					2103					2136	2212
Nailsea & Backwell (NLS) a					2021								2123						2230
Yatton (YAT) a					2026								2128						2236
Worle (WOR) a					2032								2134						2242
Weston Milton (WNM) a					2037								2139						
Weston-super-Mare (WSM) a					2042								2144						2249
Highbridge & Burnham (HIG) a																			
Bridgwater (BWT) a																			
Taunton (TAU) a																			
Newport (South Wales) (NWP) a	1921			1957			2024				2046				2121				
Cardiff Central (CDF)  a	1938			2013			2040				2101				2140				
Bridgend (BGN) a	2000			2047			2102				2123				2201				
Port Talbot Parkway (PTA) a	2012			2059			2117				2135				2214				
Neath (NTH) a	2019			2107			2125				2142				2221				
Swansea (SWA) a	2032			2121			2138				2200				2234				
Llanelli (LLE)  a	2119																		
Pembrey & Burry Port (PBY) a	2125																		
Carmarthen (CMN) a	2154																		

**NOTES** (see introductory pages for explanation of train operator codes and standard symbols)

- a Arrival time
- d Departure time
- u Stops to pick up only
- c Arrives 3 minutes earlier
- h Arrives 8 minutes earlier
  
- C To Worcester Shrub Hill
- J Runs from 13 September. Also calls at Kidwelly 2132 and Ferryside 2139
- K To Salisbury
  
- FO Fridays only
- Pullman restaurant car service is available when boarding at highlighted times

## London and Reading to Swindon, Cheltenham Spa, Bristol, Weston-S.M, Cardiff, Swansea and West Wales

### Mondays to Fridays

Operator Days of operation/Notes 1st Class/Reservations/Bus/Ferry Catering facilities	GW	GW	GW	GW	GW	GW	GW	GW	GW	GW	GW	GW	GW	GW
	11	FO 11	FX 11	11	11	11	FO 11	FX 11	11	11	11	FO 11	FX 11	11
London Paddington (PAD)  d	2034	2048	2048	2102	2131		2148	2148	2203	2228		2249	2249	2332
Reading (RDG)  d	2100	2113	2113	2127	2156		2213	2213	2228	2255		2327	2327	0004
Didcot Parkway (DID) d	2114			2140	2209				2241	2311		2342	2342	0019
Swindon (SWI) a	2129	2137	2137	2155	2225		2237	2237	2256	2325		2358	2358	0034
Swindon (SWI) d	2132	2140	2140	2157	2227	2231	2240	2240	2258	2328	2342	0001	0001	0036
Kemble (KEM) d	2144				2240						2355			
Stroud (STD) d	2159				2256						0010			
Stonehouse (SHU) d	2204				2301						0015			
Gloucester (GCR)  a	2217				2315						0029			
Cheltenham Spa (CNM) a	2234				2331						0043			
Chippenham (CPM) d				2209		2246			2311	2340				0048
Melksham (MKM) a						2255								
Trowbridge (TRO) a						2305								
Westbury (WSB) a						2312								
Bath Spa (BTH)  d				2224e					2324	2353c				0101
Bristol Parkway (BPW)  d		2203	2203				2304	2304				0024	0024	
Bristol Temple Meads (BRI)  a				2239					2336	0008				0113
Nailsea & Backwell (NLS) a														
Yatton (YAT) a														
Worle (WOR) a														
Weston Milton (WNM) a														
Weston-super-Mare (WSM) a														
Highbridge & Burnham (HIG) a														
Bridgwater (BWT) a														
Taunton (TAU) a														
Newport (South Wales) (NWP) a		2222	2232				2321	2329				0043	0049	
Cardiff Central (CDF)  a		2240	2250				2336	2347				0056	0107	
Bridgend (BGN) a		2311	2311				0012	0012				0119	0130	
Port Talbot Parkway (PTA) a		2323	2323				0024	0024				0140	0149	
Neath (NTH) a		2331	2331				0031	0031				0147	0156	
Swansea (SWA) a		2343	2343				0044	0044				0200	0209	
Llanelli (LLE)  a														
Pembrey & Burry Port (PBY) a														
Carmarthen (CMN) a														

**NOTES** (see introductory pages for explanation of train operator codes and standard symbols)

- a Arrival time
- d Departure time
- c Arrives 3 minutes earlier
- e Arrives 4 minutes earlier

- FO Fridays only
- FX Not Fridays

London and Reading to Swindon, Cheltenham Spa, Bristol, Weston-S.M, Cardiff, Swansea and West Wales

Saturdays

Operator Days of operation/Notes 1st Class/Reservations/Bus/Ferry Catering facilities	GW	GW A	GW	GW	GW	GW	GW	GW	GW C	GW	GW	GW	GW	GW D	GW B	GW	GW			
	0630	0655	0708	0724	0725	0730	0738	0740	0748	0750	0752	0755	0758	0800	0813	0830	0832	0848	0848	0900
London Paddington (PAD)  d	0630				0648	0700	0730	0732	0748		0800	0813	0830	0832	0848	0848	0900	0915		
Reading (RDG)  d	0655				0713	0725	0755	0758	0813		0825	0840	0855	0858	0913	0913	0925	0942		
Didcot Parkway (DID) d	0708					0739		0811			0839	0855	0911				0939	0956		
Swindon (SWI) a	0724				0738	0754	0820	0828	0838		0857	0913	0921	0928	0938	0938	0954	1015		
Swindon (SWI) d	0725		0730	0740	0756	0821	0830	0840	0845	0859	0914	0923	0930	0940	0940	0956				
Kemble (KEM) d			0742				0842						0942							
Stroud (STD) d			0758				0858						0958							
Stonehouse (SHU) d			0803				0903						1003							
Gloucester (GCR)  a			0814				0914						1014							
Cheltenham Spa (CNM) a			0831				0929						1029							
Chippenham (CPM) d	0737				0809c	0833			0900	0911		0936					1008			
Melksham (MKM) a									0909											
Trowbridge (TRO) a									0919											
Westbury (WSB) a									0926											
Bath Spa (BTH)  d	0750				0823c	0846			0924		0950c						1023e			
Bristol Parkway (BPW)  d		0725		0804				0904c			0937a			1004	1004					
Bristol Temple Meads (BRI)  a	0802				0835	0858			0936		1002						1035			
Nailsea & Backwell (NLS) a																				
Yatton (YAT) a						0916						1021								
Worle (WOR) a																				
Weston Milton (WNM) a																				
Weston-super-Mare (WSM) a						0929						1032								
Highbridge & Burnham (HIG) a												1045								
Bridgwater (BWT) a												1053								
Taunton (TAU) a												1105								
Newport (South Wales) (NWP) a		0744		0822				0922						1023	1023					
Cardiff Central (CDF)  a		0801		0836				0937						1037	1037					
Bridgend (BGN) a		0822		0857				1001						1059	1059					
Port Talbot Parkway (PTA) a		0835		0914				1013						1111	1111					
Neath (NTH) a		0843		0922				1021						1118	1118					
Swansea (SWA) a		0856		0934				1033						1132	1132					
Llanelli (LLE)  a				0959										1155	1155					
Pembrey & Burry Port (PBY) a				1006										1201	1201					
Carmarthen (CMN) a				1028										1224	1224					
Whitland (WTL) a														1247						
Tenby (TEN) a														1315						
Pembroke Dock (PMD) a														1348						

NOTES (see introductory pages for explanation of train operator codes and standard symbols)

- a Arrival time
- d Departure time
- c Arrives 3 minutes earlier
- e Arrives 4 minutes earlier

- A Also calls at Filton Abbey Wood 0711
- B Runs from 14 September
- C To Weymouth until 7 September. To Westbury from 14 September
- D Runs until 7 September. Also calls at Saundersfoot 1307, Manorbier 1326 and Pembroke 1339

London and Reading to Swindon, Cheltenham Spa, Bristol, Weston-S.M, Cardiff, Swansea and West Wales

Saturdays

Operator	GW	GW	GW	GW	GW	GW	GW	GW	GW	GW	GW	GW	GW	GW	GW	GW	GW
Days of operation/Notes	11	11	11	11		E				B	F					G	
1st Class/Reservations/Bus/Ferry	11	11	11	11		11	11	11	11	11	11	11	11	11	11	11	11
Catering facilities	11	11	11	11		11	11	11	11	11	11	11	11	11	11	11	11
London Paddington (PAD) 15 d	0930	0932	0948	1000		1013	1030	1032	1045	1048	1048	1100	1115	1130	1132		1148
Reading (RDG) 7 d	0955u	0958	1013	1025u		1040	1055u	1058u	1110	1113	1113	1125u	1140	1155	1158		1213
Didcot Parkway (DID) d		1011		1039		1054		1111				1139	1154		1211		
Swindon (SWI) a	1020	1028	1038	1054		1113	1120	1128		1139	1139	1155	1217	1221	1228		1238
Swindon (SWI) d	1022	1030	1040	1056	1105		1122	1130		1141	1141	1157		1223	1230	1234	1240
Kemble (KEM) d		1042						1142							1242		
Stroud (STD) d		1058						1158							1258		
Stonehouse (SHU) d		1103						1203							1303		
Gloucester (GCR) 7 a		1114						1214							1314		
Cheltenham Spa (CNM) a		1130						1228							1329		
Chippenham (CPM) d	1034			1108	1121		1134		1146			1210		1235		1245	
Melksham (MKM) a					1130												
Trowbridge (TRO) a					1140												
Westbury (WSB) a					1148												
Bath Spa (BTH) 7 d	1048c			1123e			1148c		1200c			1223		1248		1300c	
Bristol Parkway (BPW) 7 d			1104							1204	1204						1304
Bristol Temple Meads (BRI) 10 a	1100			1135			1200		1212			1235		1300		1312	
Nailsea & Backwell (NLS) a																	
Yatton (YAT) a																	
Worle (WOR) a																	
Weston Milton (WNM) a																	
Weston-super-Mare (WSM) a									1235					1330			
Highbridge & Burnham (HIG) a																	
Bridgwater (BWT) a																	
Taunton (TAU) a																	
Newport (South Wales) (NWP) a			1123							1223	1223						1322
Cardiff Central (CDF) 7 a			1137							1237	1237						1336
Bridgend (BGN) a			1158							1258	1258						1400
Port Talbot Parkway (PTA) a			1210							1311	1311						1412
Neath (NTH) a			1218							1318	1318						1419
Swansea (SWA) a			1230							1331	1331						1432
Llanelli (LLE) 7 a										1355	1355						
Pembrey & Burry Port (PBY) a										1401	1401						
Carmarthen (CMN) a										1424	1428						
Whitland (WTL) a																	
Tenby (TEN) a																	
Pembroke Dock (PMD) a																	

NOTES (see introductory pages for explanation of train operator codes and standard symbols)

- a Arrival time
- d Departure time
- u Stops to pick up only
- c Arrives 3 minutes earlier
- e Arrives 4 minutes earlier
  
- B Runs from 14 September
- E To Exeter St Davids
- F Runs until 7 September
- G Runs from 14 September. From Oxford



London and Reading to Swindon, Cheltenham Spa, Bristol, Weston-S.M, Cardiff, Swansea and West Wales

Saturdays









Operator 1st Class/Reservations/Bus/Ferry Catering facilities	GW 11 ꣳ	GW	GW	GW 11 ꣳ	GW 11 ꣳ	GW 11 ꣳ	GW 11 ꣳ	GW 11 ꣳ	GW 11 ꣳ	GW 11 ꣳ	GW 11 ꣳ	GW 11 ꣳ	GW 11 ꣳ	GW 11 ꣳ	GW 11 ꣳ	GW 11 ꣳ	GW 11 ꣳ
London Paddington (PAD) <b>15</b> d	1200		1213	1230	1232	1248	1300	1315	1330	1332	1348	1400		1430	1432	1448	1500
Reading (RDG) <b>7</b> d	1225		1240	1255	1258	1313	1325	1342	1355	1358	1413	1425		1455	1458	1513	1525
Didcot Parkway (DID) d	1239		1256		1311		1339	1356		1411		1439			1511		1539
Swindon (SWI) a	1255		1314	1323	1328	1338	1354	1415	1420	1428	1438	1454		1520	1528	1538	1554
Swindon (SWI) d	1258	1313	1319	1325	1330	1340	1356		1422	1430	1440	1458	1514	1524	1530	1540	1557
Kemble (KEM) d					1342					1443					1542		
Stroud (STD) d					1358					1458					1558		
Stonehouse (SHU) d					1403					1503					1603		
Gloucester (GCR) <b>7</b> a					1414					1514					1614		
Cheltenham Spa (CNM) a					1429					1530					1629		
Chippenham (CPM) d	1310	1329		1337			1408		1434			1510	1530	1536			1609
Melksham (MKM) a		1338											1539				
Trowbridge (TRO) a		1348											1548				
Westbury (WSB) a		1355											1557				
Bath Spa (BTH) <b>7</b> d	1324c			1351c			1423e		1448c			1523		1552f			1623c
Bristol Parkway (BPW) <b>7</b> d			1343			1404					1504					1604	
Bristol Temple Meads (BRI) <b>10</b> a	1336			1403			1435		1500			1535		1605			1635
Nailsea & Backwell (NLS) a									1515								
Yatton (YAT) a				1420					1520								
Worle (WOR) a																	
Weston Milton (WNM) a																	
Weston-super-Mare (WSM) a				1432					1532					1631			
Highbridge & Burnham (HIG) a																	
Bridgwater (BWT) a																	
Taunton (TAU) a																	
Newport (South Wales) (NWP) a			1402			1422					1526						1623
Cardiff Central (CDF) <b>7</b> a			1418			1436					1542						1637
Bridgend (BGN) a						1500					1606						1700
Port Talbot Parkway (PTA) a						1512					1618						1712
Neath (NTH) a						1520					1626						1719
Swansea (SWA) a						1532					1639						1734
Llanelli (LLE) <b>7</b> a						1555											1757
Pembrey & Burry Port (PBY) a						1602											1803
Carmarthen (CMN) a						1624											1826
Whitland (WTL) a																	
Tenby (TEN) a																	
Pembroke Dock (PMD) a																	

NOTES (see introductory pages for explanation of train operator codes and standard symbols)

- a Arrival time
- d Departure time
- c Arrives 3 minutes earlier
- e Arrives 4 minutes earlier
- f Arrives 5 minutes earlier

London and Reading to Swindon, Cheltenham Spa, Bristol, Weston-S.M, Cardiff, Swansea and West Wales

Saturdays

Operator Days of operation/Notes 1st Class/Reservations/Bus/Ferry Catering facilities	GW	GW	GW	GW	GW	GW	GW	GW	GW	GW	GW	GW	GW	GW	GW	GW	GW
		11	11	11	11	11	11	11	11	11	11	11	11	11	11	11	11
London Paddington (PAD)  d	1513	1530		1548	1600	1617	1630	1632		1648		1700	1718	1730	1732	1748	1800
Reading (RDG)  d	1540	1555		1613	1625	1643	1655	1658		1713		1725	1743	1755	1758u	1813	1825
Didcot Parkway (DID) d	1555	1608			1639	1656		1711				1739	1757		1811		1839
Swindon (SWI) a	1613	1624		1638	1656	1712	1720	1728		1738		1754	1812	1820	1828	1838	1854
Swindon (SWI) d	1614	1626	1630	1640	1658	1713	1722	1730	1735	1740	1746	1756	1814	1822	1830	1840	1857
Kemble (KEM) d			1642					1742							1842		
Stroud (STD) d			1658					1758							1858		
Stonehouse (SHU) d			1703					1803							1903		
Gloucester (GCR)  a			1714					1815							1915		
Cheltenham Spa (CNM) a			1728					1829							1931		
Chippenham (CPM) d		1638			1710		1734		1751		1758	1808		1835c			1909
Melksham (MKM) a									1800								
Trowbridge (TRO) a									1810								
Westbury (WSB) a									1818								
Bath Spa (BTH)  d		1653e			1723		1748c				1811	1825g		1848			1924e
Bristol Parkway (BPW)  d	1637a			1704		1739e				1804			1838			1904	
Bristol Temple Meads (BRI)  a		1705			1735		1800				1823	1838		1900			1936
Nailsea & Backwell (NLS) a		1723					1814							1914			
Yatton (YAT) a		1729					1820							1919			
Worle (WOR) a		1735												1925			
Weston Milton (WNM) a																	
Weston-super-Mare (WSM) a		1742					1831							1933			
Highbridge & Burnham (HIG) a							1843										
Bridgwater (BWT) a							1851										
Taunton (TAU) a							1903										
Newport (South Wales) (NWP) a				1722		1757				1822			1900				1922
Cardiff Central (CDF)  a				1737		1811				1836			1915				1936
Bridgend (BGN) a				1758						1859			1938				1958
Port Talbot Parkway (PTA) a				1810						1911			1950				2010
Neath (NTH) a				1818						1919			1958				2017
Swansea (SWA) a				1830						1932			2013				2031
Llanelli (LLE)  a													2040				
Pembrey & Burry Port (PBY) a													2047				
Carmarthen (CMN) a													2109				
Whitland (WTL) a																	
Tenby (TEN) a																	
Pembroke Dock (PMD) a																	

NOTES (see introductory pages for explanation of train operator codes and standard symbols)

- a Arrival time
- d Departure time
- u Stops to pick up only
- c Arrives 3 minutes earlier
- e Arrives 4 minutes earlier
- g Arrives 6 minutes earlier
  
- G Runs from 14 September. From Oxford

London and Reading to Swindon, Cheltenham Spa, Bristol, Weston-S.M, Cardiff, Swansea and West Wales

Saturdays

Operator Days of operation/Notes 1st Class/Reservations/Bus/Ferry Catering facilities	GW	GW	GW	GW	GW	GW	GW	GW	GW	GW	GW	GW	GW	GW	GW	GW	GW	GW
	11	11	11	11	11	11	11	11	11	11	11	11	11	11	11	11	11	11
	11	11	11	11	11	11	11	11	11	11	11	11	11	11	11	11	11	11
London Paddington (PAD)  d	1818	1828	1830	1832	1848		1900	1918	1930	1932	1948	2000		2013		2030	2048	
Reading (RDG)  d	1843	1853u	1856	1900	1913		1925	1943	1955	1958u	2013	2025		2040		2056	2113	
Didcot Parkway (DID) d	1857			1915			1939	1957		2011		2038		2055		2111		
Swindon (SWI) a	1912		1923	1934	1938		1954	2012	2020	2028	2038	2054		2114		2127	2138	
Swindon (SWI) d	1915	1925u	1925		1940	1944	1956	2015	2022	2030	2040	2055	2110		2125	2129	2140	
Kemble (KEM) d		1937								2042					2138			
Stroud (STD) d		1953								2058					2153			
Stonehouse (SHU) d		1958								2103					2158			
Gloucester (GCR)  a		2014								2116					2211			
Cheltenham Spa (CNM) a		2029								2131					2231			
Chippenham (CPM) d			1937			1959	2008		2034			2107	2125			2142c		
Melksham (MKM) a						2008							2134					
Trowbridge (TRO) a						2018							2144					
Westbury (WSB) a						2025							2152					
Bath Spa (BTH)  d			1950				2024f		2048c			2120				2155		
Bristol Parkway (BPW)  d	1940c				2004			2039c			2104						2205	
Bristol Temple Meads (BRI)  a			2002				2037		2102			2132				2206		
Nailsea & Backwell (NLS) a			2019						2114							2218s		
Yatton (YAT) a			2025						2119							2224s		
Worle (WOR) a			2031						2125							2230s		
Weston Milton (WNM) a									2130									
Weston-super-Mare (WSM) a			2038						2134							2236s		
Highbridge & Burnham (HIG) a			2050						2146							2248s		
Bridgwater (BWT) a			2058						2154							2256s		
Taunton (TAU) a			2110						2206							2307		
Newport (South Wales) (NWP) a	1958				2022			2057			2122						2223	
Cardiff Central (CDF)  a	2013				2038			2111			2137						2246	
Bridgend (BGN) a	2034				2059			2132			2158						2310	
Port Talbot Parkway (PTA) a	2046				2111			2144			2211						2322	
Neath (NTH) a	2053				2119			2152			2218						2330	
Swansea (SWA) a	2106				2131			2204			2231						2345	
Llanelli (LLE)  a																		
Pembrey & Burry Port (PBY) a																		
Carmarthen (CMN) a																		
Whitland (WTL) a																		
Tenby (TEN) a																		
Pembroke Dock (PMD) a																		

NOTES (see introductory pages for explanation of train operator codes and standard symbols)

- a Arrival time
- d Departure time
- s Stops to set down only
- u Stops to pick up only
- c Arrives 3 minutes earlier
- f Arrives 5 minutes earlier

- B Runs from 14 September
- E To Exeter St Davids

## London and Reading to Swindon, Cheltenham Spa, Bristol, Weston-S.M, Cardiff, Swansea and West Wales

### Saturdays

Operator Days of operation/Notes 1st Class/Reservations/Bus/Ferry Catering facilities	GW F	GW 113 12	GW	GW 113 12	GW 113 12	GW 113 12
London Paddington (PAD) 15 d		2130		2202	2230	2330
Reading (RDG) 7 d		2155		2227	2256	0005
Didcot Parkway (DID)	d	2209		2240	2309	0020
Swindon (SWI)	a	2224		2256	2325	0037
Swindon (SWI)	d	2210	2226	2239	2257	2326
Kemble (KEM)	d			2252		
Stroud (STD)	d			2307		
Stonehouse (SHU)	d			2312		
Gloucester (GCR) 7 a				2326		
Cheltenham Spa (CNM)	a					
Chippenham (CPM)	d	2225	2238		2338	0050
Melksham (MKM)	a	2234				
Trowbridge (TRO)	a	2244				
Westbury (WSB)	a	2254				
Bath Spa (BTH) 7 d		2251c			2351	0103
Bristol Parkway (BPW) 7 d				2319a		
Bristol Temple Meads (BRI) 10 a		2303			0003	0115
Nailsea & Backwell (NLS)	a					
Yatton (YAT)	a					
Worle (WOR)	a					
Weston Milton (WNM)	a					
Weston-super-Mare (WSM)	a					
Highbridge & Burnham (HIG)	a					
Bridgwater (BWT)	a					
Taunton (TAU)	a					
Newport (South Wales) (NWP)	a					
Cardiff Central (CDF) 7 a						
Bridgend (BGN)	a					
Port Talbot Parkway (PTA)	a					
Neath (NTH)	a					
Swansea (SWA)	a					
Llanelli (LLE) 7 a						
Pembrey & Burry Port (PBY)	a					
Carmarthen (CMN)	a					
Whitland (WTL)	a					
Tenby (TEN)	a					
Pembroke Dock (PMD)	a					

**NOTES** (see introductory pages for explanation of train operator codes and standard symbols)

- a Arrival time
- d Departure time
- c Arrives 3 minutes earlier
- F Runs until 7 September

London and Reading to Swindon, Cheltenham Spa, Bristol, Weston-S.M, Cardiff, Swansea and West Wales

Sundays

Operator Days of operation/Notes 1st Class/Reservations/Bus/Ferry Catering facilities	GW A A	GW A	GW A	GW A	GW A	GW A	GW A	GW A	GW A	GW A	GW A	GW A	GW A	GW A	GW A	GW A	GW A	GW A	
London Paddington (PAD) 15 d	0805			0833		0900	0931				1016	1030		1045		1113	1130		1145
Reading (RDG) 7 d	0829			0859		0929	0956				1043	1055		1110		1140	1155		1210
Didcot Parkway (DID) d	0845			0914		0950	1009				1058	1108				1154	1208		
Swindon (SWI) a	0900			0930		1004	1025				1116	1125		1135		1213	1225		1236
Swindon (SWI) d	0902		0912	0932	0935	1006	1029	1031	1053	1117	1126	1130	1138	1142		1226	1230		1238
Kemble (KEM) d				0946				1043				1143							1242
Stroud (STD) d				1001				1058				1157							1257
Stonehouse (SHU) d				1005				1103				1201							1300
Gloucester (GCR) 7 a				1019				1114				1218							1315
Cheltenham Spa (CNM) a				1034				1130				1229							1331
Chippenham (CPM) d	0913		0927			1017				1108		1138				1157		1237	
Melksham (MKM) a			0936													1206			
Trowbridge (TRO) a			0946													1216			
Westbury (WSB) a			0953													1224			
Bath Spa (BTH) 7 d	0925					1030				1123		1150						1250	
Bristol Parkway (BPW) 7 d		0858		0956			1055				1142a			1201					1301
Bristol Temple Meads (BRI) 10 a	0936					1043				1136		1203						1304	
Nailsea & Backwell (NLS) a												1215							
Yatton (YAT) a						1057						1219							
Worle (WOR) a												1226							
Weston Milton (WNM) a																			
Weston-super-Mare (WSM) a						1109						1236							
Highbridge & Burnham (HIG) a																			
Bridgwater (BWT) a	1016																		
Taunton (TAU) a	1027																		
Newport (South Wales) (NWP) a		0923		1014				1113						1220					1319
Cardiff Central (CDF) 7 a		0942		1029				1127						1233					1334
Bridgend (BGN) a		1003		1050				1149						1255					1354
Port Talbot Parkway (PTA) a		1015		1102				1201						1307					1411
Neath (NTH) a		1023		1109				1209						1315					1418
Swansea (SWA) a		1035		1122				1221						1329					1431
Llanelli (LLE) 7 a								1248											1455
Pembrey & Burry Port (PBY) a								1255											1501
Carmarthen (CMN) a								1317											1525

NOTES (see introductory pages for explanation of train operator codes and standard symbols)

- a Arrival time
- d Departure time
- A To Exeter St Davids
- B To Weymouth until 20 October. To Westbury from 27 October

London and Reading to Swindon, Cheltenham Spa, Bristol, Weston-S.M, Cardiff, Swansea and West Wales

Sundays

Operator Days of operation/Notes 1st Class/Reservations/Bus/Ferry Catering facilities	GW	GW	GW	GW	GW C	GW	GW	GW	GW	GW	GW	GW	GW	GW D	GW	GW	GW	GW	
		11:13 12	11:13 12	11:13 12			11:13 12		11:13 12		11:13 12	11:13 12	11:13 12		11:13 12	11:13 12	11:13 12	11:13 12	
London Paddington (PAD)  d	1213	1230		1245		1313	1330		1345	1413	1430		1445		1500	1513	1530		
Reading (RDG)  d	1240	1255		1310		1340	1355		1410	1442	1455		1510		1525	1540	1555		
Didcot Parkway (DID)	d	1254	1308			1354	1408			1457					1538	1554	1608		
Swindon (SWI)	a	1312	1323			1413	1425			1435	1515	1520		1536		1553	1613	1625	
Swindon (SWI)	d	1314	1325	1329	1338	1342		1426	1432	1438	1516	1522	1529	1538	1544	1554		1626	1632
Kemble (KEM)	d			1341					1445				1541						1644
Stroud (STD)	d			1356					1459				1556						1659
Stonehouse (SHU)	d			1359					1503				1559						1703
Gloucester (GCR)  a				1414					1521				1615						1718
Cheltenham Spa (CNM)	a			1431					1532				1629						1727
Chippenham (CPM)	d		1337			1357		1437					1533						1637
Melksham (MKM)	a					1406									1608				
Trowbridge (TRO)	a					1415									1618				
Westbury (WSB)	a					1422									1625				
Bath Spa (BTH)  d			1350c					1450					1546						1650
Bristol Parkway (BPW)  d	1336a				1401					1501	1541c				1601				
Bristol Temple Meads (BRI)  a			1402					1505					1558						1703
Nailsea & Backwell (NLS)	a		1414																1719
Yatton (YAT)	a		1419																1724
Worle (WOR)	a		1425																1730
Weston Milton (WNM)	a																		
Weston-super-Mare (WSM)	a		1434																1737
Highbridge & Burnham (HIG)	a																		1749
Bridgwater (BWT)	a																		1756
Taunton (TAU)	a												1633						1807
Newport (South Wales) (NWP)	a				1420					1525	1559				1618				
Cardiff Central (CDF)  a					1434					1539	1612				1635				
Bridgend (BGN)	a				1454					1600					1655				
Port Talbot Parkway (PTA)	a				1506					1612					1712				
Neath (NTH)	a				1514					1620					1720				
Swansea (SWA)	a				1529					1632					1734				
Llanelli (LLE)  a										1654									
Pembrey & Burry Port (PBY)	a									1701									
Carmarthen (CMN)	a									1723									

NOTES (see introductory pages for explanation of train operator codes and standard symbols)

- a Arrival time
- d Departure time
- c Arrives 3 minutes earlier

- C To Weymouth
- D To Frome

London and Reading to Swindon, Cheltenham Spa, Bristol, Weston-S.M, Cardiff, Swansea and West Wales

Sundays

Operator	GW	GW	GW	GW	GW	GW	GW	GW	GW	GW	GW	GW	GW	GW	GW	GW	GW	GW
Days of operation/Notes	11	11		E			F						E					
1st Class/Reservations/Bus/Ferry	11	11		E			F						E					
Catering facilities	11	11		E			F						E					
London Paddington (PAD) 13 d	1545	1600	1613	1630		1645		1700	1713	1730	1733	1745	1800	1813	1830		1845	
Reading (RDG) 7 d	1610	1625	1640	1655		1710		1725	1740	1755	1758	1810	1825	1840	1855		1910	
Didcot Parkway (DID) d		1638	1654	1708				1738	1755		1811		1838	1855				
Swindon (SWI) a	1635	1653	1713	1725		1736		1753	1814	1820	1828	1835	1853	1914	1920		1934	
Swindon (SWI) d	1638	1654		1726	1730	1738	1744	1754		1822	1828	1838	1854		1922	1929	1937	1943
Kemble (KEM) d					1742						1840					1942		
Stroud (STD) d					1757						1856					1956		
Stonehouse (SHU) d					1801						1859					2000		
Gloucester (GCR) 7 a					1819						1914					2016		
Cheltenham Spa (CNM) a					1830						1929					2026		
Chippenham (CPM) d		1707		1737			1759	1807		1833			1907		1933			1959
Melksham (MKM) a							1808											2008
Trowbridge (TRO) a							1818											2018
Westbury (WSB) a							1825											2025
Bath Spa (BTH) 7 d		1720		1750c				1820		1846			1920		1946			
Bristol Parkway (BPW) 7 d	1701					1801						1901					2001	
Bristol Temple Meads (BRI) 10 a		1736		1803				1833		1858			1932		1958			
Nailsea & Backwell (NLS) a				1819						1918					2018			
Yatton (YAT) a				1824						1923					2023			
Worle (WOR) a				1830						1929					2029			
Weston Milton (WNM) a										1935								
Weston-super-Mare (WSM) a				1837						1940					2039			
Highbridge & Burnham (HIG) a																		
Bridgwater (BWT) a				1853														
Taunton (TAU) a				1904									2006					
Newport (South Wales) (NWP) a	1721					1820						1920					2019	
Cardiff Central (CDF) 7 a	1736					1835						1935					2034	
Bridgend (BGN) a	1755					1854						1954					2053	
Port Talbot Parkway (PTA) a	1807					1906						2006					2105	
Neath (NTH) a	1815					1914						2014					2113	
Swansea (SWA) a	1831					1929						2028					2125	
Llanelli (LLE) 7 a																		
Pembrey & Burry Port (PBY) a																		
Carmarthen (CMN) a																		

NOTES (see introductory pages for explanation of train operator codes and standard symbols)

- a Arrival time
- d Departure time
- c Arrives 3 minutes earlier
  
- E To Plymouth
- F To Salisbury

London and Reading to Swindon, Cheltenham Spa, Bristol, Weston-S.M, Cardiff, Swansea and West Wales

Sundays

Operator 1st Class/Reservations/Bus/Ferry Catering facilities	GW 113 ५	GW 1913 ५	GW 1930 ५	GW 1945 ५	GW 2005 ५	GW 2030 ५	GW 2046 ५	GW 2100 ५	GW 2120 ५	GW 2130 ५	GW 2134 ५	GW 2139 ५	GW 2145 ५	GW 2155 ५	GW 2209 ५	GW 2223 ५	GW 2239 ५	GW 2308 ५	GW 2317 ५	GW 2337 ५	GW 2351s ५	GW 2359 ५	GW 2300 ५	GW 2337 ५	GW 2348s ५	GW 0010s ५	GW 0030s ५	GW 0048s ५	
London Paddington (PAD) <b>15</b> d	1900	1913	1930		1945	2005	2030						2045	2130	2145	2215	2237	2300						2333					
Reading (RDG) <b>7</b> d	1925	1940	1955		2010	2032	2055						2110	2155	2209	2240	2317	2337										0015	
Didcot Parkway (DID) d	1938	1955				2046							2122	2208	2223	2253	2331s	2351s										0030s	
Swindon (SWI) a	1953	2014	2020		2034	2106	2120						2139	2224	2239	2308	2348s	0010s										0048s	
Swindon (SWI) d	1954		2022	2032	2035		2122	2130	2134	2139	2225	2240	2310															2313	
Kemble (KEM) d				2045				2143																				2325	
Stroud (STD) d				2059				2158																				2340	
Stonehouse (SHU) d				2103				2202																				2344	
Gloucester (GCR) <b>7</b> a				2120				2218																				2359	
Cheltenham Spa (CNM) a				2129				2233																				0010	
Chippenham (CPM) d	2007		2033				2133		2149		2237		2322					0023s										0100s	
Melksham (MKM) a									2158																				
Trowbridge (TRO) a									2209																				
Westbury (WSB) a									2216																				
Bath Spa (BTH) <b>7</b> d	2020		2046				2146							2250c	2335		0011a	0034s										0112s	
Bristol Parkway (BPW) <b>7</b> d				2059							2204c		2304																
Bristol Temple Meads (BRI) <b>10</b> a	2032		2102				2158						2302		2347													0126	
Nailsea & Backwell (NLS) a							2213																						
Yatton (YAT) a							2218																						
Worle (WOR) a							2223																						
Weston Milton (WNM) a							2229																						
Weston-super-Mare (WSM) a							2235																						
Highbridge & Burnham (HIG) a																													
Bridgwater (BWT) a																													
Taunton (TAU) a																													
Newport (South Wales) (NWP) a					2120								2222		2322														
Cardiff Central (CDF) <b>7</b> a					2134								2236		2336														
Bridgend (BGN) a					2154								2257		2355														
Port Talbot Parkway (PTA) a					2206								2309		0008														
Neath (NTH) a					2213								2317		0017														
Swansea (SWA) a					2226								2329		0030														
Llanelli (LLE) <b>7</b> a																													
Pembrey & Burry Port (PBY) a																													
Carmarthen (CMN) a																													

NOTES (see introductory pages for explanation of train operator codes and standard symbols)

- a Arrival time
- d Departure time
- s Stops to set down only
- c Arrives 3 minutes earlier



West Wales, Swansea, Cardiff, Weston-S.M, Bristol, Cheltenham Spa and Swindon to Reading and London

**Mondays to Fridays**

Operator Days of operation/Notes 1st Class/Reservations/Bus/Ferry Catering facilities	GW	GW	GW	GW	GW	GW	GW	GW	GW	GW	GW	GW	GW	GW	GW	GW	GW	GW	
	013 ⌘	A	013 ⌘	013 ⌘	013 ⌘	013 ⌘	013 ⌘	013 ⌘	013 ⌘	013 ⌘	B	013 ⌘	013 ⌘	013 ⌘	013 ⌘	013 ⌘	013 ⌘	013 ⌘	
Carmarthen (CMN)	d																		
Pembrey & Burry Port (PBY)	d																		
Llanelli (LLE)	7 d																		
Swansea (SWA)	d			0346		0459				0525			0558			0628		0657	
Neath (NTH)	d			0358		0511				0537			0610			0640		0710	
Port Talbot Parkway (PTA)	d			0405		0518				0544			0617			0647		0717	
Bridgend (BGN)	d			0425		0531				0600			0630			0700		0730	
Cardiff Central (CDF)	7 d			0507		0554				0623			0653			0723		0755	
Newport (South Wales) (NWP)	d			0525		0607				0637			0706			0737		0808	
Taunton (TAU)	d																	0654	
Bridgwater (BWT)	d																	0705	
Highbridge & Burnham (HIG)	d																	0713	
Weston-super-Mare (WSM)	d										0624				0652			0724	
Weston Milton (WNM)	d										0628				0656				
Worle (WOR)	d										0632				0700			0730	
Yatton (YAT)	d										0638				0706			0736	
Nailsea & Backwell (NLS)	d										0644				0712			0742	
Bristol Temple Meads (BRI)	10 d	0453		0523		0547			0630		0700				0730			0800	
Bristol Parkway (BPW)	7 d	0503		0552		0628			0659				0729c			0800		0829	
Bath Spa (BTH)	7 d			0535		0602c			0643		0713				0743			0813	
Westbury (WSB)	d											0705						0745	
Trowbridge (TRO)	d											0711						0752	
Melksham (MKM)	d											0721						0802	
Chippenham (CPM)	d			0549		0615			0656		0726	0731			0756		0812	0826	
Cheltenham Spa (CNM)	d							0553						0648					
Gloucester (GCR)	7 d		0511					0610						0705					
Stonehouse (SHU)	d		0522					0622						0719					
Stroud (STD)	d		0527					0627						0725					
Kemble (KEM)	d		0541					0642						0741					
Swindon (SWI)	a	0525	0555	0601	0615	0627	0651	0655	0709	0721	0738	0747	0751	0754	0808	0822	0834	0838	0852
Swindon (SWI)	d	0528		0603	0618	0629	0653	0657	0710	0723	0740		0753	0757	0810	0826		0840	0853
Didcot Parkway (DID)	d	0546		0619	0636	0646		0714	0727					0814	0827			0857	
Reading (RDG)	7 a	0558		0631	0648	0658	0718	0726	0739	0748			0818	0826	0839			0910	0919
London Paddington (PAD)	15 a	0629		0657	0716	0726	0744	0757	0809	0816	0829		0846	0859	0905	0913		0934	0944

NOTES (see introductory pages for explanation of train operator codes and standard symbols)

- a Arrival time
- d Departure time
- c Arrives 4 minutes earlier
  
- A To Southampton Central
- B From Salisbury to Worcester Foregate Street

West Wales, Swansea, Cardiff, Weston-S.M, Bristol, Cheltenham Spa and Swindon to Reading and London

**Mondays to Fridays**

Operator Days of operation/Notes 1st Class/Reservations/Bus/Ferry Catering facilities	GW	GW	GW	GW	GW	GW	GW	GW	GW	GW	GW	GW	GW	GW	GW	GW	GW	GW	GW
	C	C	C	C	C	C	C	D											
	07:00	07:15	07:30	07:45	08:00	08:15	08:30	08:45	09:00	09:15	09:30	09:45	10:00	10:15	10:30	10:45	11:00	11:15	11:30
Carmarthen (CMN)	d							0723											
Pembrey & Burry Port (PBY)	d							0749											
Llanelli (LLE)	7 d							0756											
Swansea (SWA)	d		0720	0743				0823							0923				
Neath (NTH)	d		0732	0755				0835							0935				
Port Talbot Parkway (PTA)	d		0739	0802				0842							0942				
Bridgend (BGN)	d		0752	0815				0855							0955				
Cardiff Central (CDF)	7 d		0817	0837				0918			0950				1018		1041		
Newport (South Wales) (NWP)	d		0830	0850				0931			1003				1033		1056		
Taunton (TAU)	d	0724																	
Bridgwater (BWT)	d	0735																	
Highbridge & Burnham (HIG)	d	0742																	
Weston-super-Mare (WSM)	d	0755									0929								
Weston Milton (WNM)	d	0759																	
Worle (WOR)	d	0803									0935								
Yatton (YAT)	d	0809									0941								
Nailsea & Backwell (NLS)	d	0815									0947								
Bristol Temple Meads (BRI)	10 d	0830			0900		0930			1000			1030		1100				1130
Bristol Parkway (BPW)	7 d		0856	0915				0956				1024			1055		1122e		
Bath Spa (BTH)	7 d	0844			0913		0943			1013			1043		1113				1143
Westbury (WSB)	d									0946									
Trowbridge (TRO)	d									0952									
Melksham (MKM)	d									1002									
Chippenham (CPM)	d	0857			0928c		0956		1012	1026			1056		1126				1156
Cheltenham Spa (CNM)	d	0752				0859							0959						1059
Gloucester (GCR)	7 d	0814				0913							1014						1114
Stonehouse (SHU)	d	0826				0924							1026						1126
Stroud (STD)	d	0831				0928							1030						1130
Kemble (KEM)	d	0847				0943							1045						1145
Swindon (SWI)	a	0900	0909	0919	0938	0943	0956	1008	1019	1029	1038	1047	1058	1109	1119	1138	1146	1158	1208
Swindon (SWI)	d	0902	0911	0920	0940	0945	0958	1010	1022		1040	1048	1100	1111	1120	1140	1147	1200	1211
Didcot Parkway (DID)	d	0919	0927			1002	1015	1028				1105	1116	1128			1204	1216	1228
Reading (RDG)	7 a	0932	0939	0945	1006	1014	1027	1040	1047		1105	1118	1128	1140	1145	1205	1216	1228	1240
London Paddington (PAD)	15 a	1000	1006	1014	1034	1044	1054	1108	1112		1136	1145	1154	1209	1211	1236	1244	1258	1307

NOTES (see introductory pages for explanation of train operator codes and standard symbols)

- a Arrival time
- d Departure time
- c Arrives 4 minutes earlier
- e Arrives 6 minutes earlier

- C From Worcester Shrub Hill
- D Also calls at Ferryside 0735 and Kidwelly 0741

West Wales, Swansea, Cardiff, Weston-S.M, Bristol, Cheltenham Spa and Swindon to Reading and London

**Mondays to Fridays**

Operator	GW	GW	GW	GW	GW	GW	GW	GW	GW	GW	GW	GW	GW	GW	GW	GW	GW	GW	GW																		
1st Class/Reservations/Bus/Ferry Catering facilities	0927	0947	0954	1023	1035	1042	1055	1118	1131	1123	1129	1135	1141	1200	1155	1213	1225	1230	1243	1256	1308	1318	1338	1350	1358	1408	1419	1439	1449	1459	1500	1508	1516				
Carmarthen (CMN)	d																																				
Pembrey & Burry Port (PBY)	d																																				
Llanelli (LLE)	<b>7</b> d																																				
Swansea (SWA)	d																																				
Neath (NTH)	d																																				
Port Talbot Parkway (PTA)	d																																				
Bridgend (BGN)	d																																				
Cardiff Central (CDF)	<b>7</b> d																																				
Newport (South Wales) (NWP)	d																																				
Taunton (TAU)	d																																				
Bridgwater (BWT)	d																																				
Highbridge & Burnham (HIG)	d																																				
Weston-super-Mare (WSM)	d																																				
Weston Milton (WNM)	d																																				
Worle (WOR)	d																																				
Yatton (YAT)	d																																				
Nailsea & Backwell (NLS)	d																																				
Bristol Temple Meads (BRI)	<b>10</b> d																																				
Bristol Parkway (BPW)	<b>7</b> d																																				
Bath Spa (BTH)	<b>7</b> d																																				
Westbury (WSB)	d																																				
Trowbridge (TRO)	d																																				
Melksham (MKM)	d																																				
Chippenham (CPM)	d																																				
Cheltenham Spa (CNM)	d																																				
Gloucester (GCR)	<b>7</b> d																																				
Stonehouse (SHU)	d																																				
Stroud (STD)	d																																				
Kemble (KEM)	d																																				
Swindon (SWI)	a																																				
Swindon (SWI)	d																																				
Didcot Parkway (DID)	d																																				
Reading (RDG)	<b>7</b> a																																				
London Paddington (PAD)	<b>15</b> a																																				

NOTES (see introductory pages for explanation of train operator codes and standard symbols)

- a Arrival time
- d Departure time
- f Arrives 3 minutes earlier
- Pullman restaurant car service is available when boarding at highlighted times

West Wales, Swansea, Cardiff, Weston-S.M, Bristol, Cheltenham Spa and Swindon to Reading and London

**Mondays to Fridays**

Operator Days of operation/Notes 1st Class/Reservations/Bus/Ferry Catering facilities	GW	GW	GW	GW	GW	GW	GW	GW	GW	GW	GW	GW	GW	GW	GW	GW	GW	GW	
	11	11	11	11	11	11	11	11	11	11	11	11	11	11	11	11	11	11	
Carmarthen (CMN)	d																	1424	
Pembrey & Burry Port (PBY)	d																	1445	
Llanelli (LLE)	7 d																	1452	
Swansea (SWA)	d				1423													1523	
Neath (NTH)	d				1435													1535	
Port Talbot Parkway (PTA)	d				1442													1542	
Bridgend (BGN)	d				1455													1555	
Cardiff Central (CDF)	7 d		1454		1518		1554							1618	1654			1720	
Newport (South Wales) (NWP)	d		1507		1531		1607							1630	1707			1735	
Taunton (TAU)	d																		
Bridgwater (BWT)	d																		
Highbridge & Burnham (HIG)	d																		
Weston-super-Mare (WSM)	d					1528												1728	
Weston Milton (WNM)	d																		
Worle (WOR)	d					1534												1734	
Yatton (YAT)	d					1540												1740	
Nailsea & Backwell (NLS)	d					1546												1746	
Bristol Temple Meads (BRI)	10 d	1500			1530	1600					1630	1700				1729		1800	
Bristol Parkway (BPW)	7 d		1527		1555	1627					1655	1729				1755			
Bath Spa (BTH)	7 d	1513			1543	1613					1643	1713				1745		1813	
Westbury (WSB)	d									1623									
Trowbridge (TRO)	d									1629									
Melksham (MKM)	d									1639									
Chippenham (CPM)	d	1526			1556	1626				1649	1656		1726			1757		1826	
Cheltenham Spa (CNM)	d			1459					1559						1659				
Gloucester (GCR)	7 d			1513					1613						1714			1750	
Stonehouse (SHU)	d			1526					1626						1726			1802	
Stroud (STD)	d			1531					1631						1731			1807	
Kemble (KEM)	d			1546					1646						1746			1820	
Swindon (SWI)	a	1538	1550	1559	1609	1618	1638	1650	1659	1705	1709	1718	1739	1751	1759	1810	1818	1835	1839
Swindon (SWI)	d	1540	1551	1600	1610	1619	1640	1651	1700		1711	1719	1741	1753	1801	1811	1819		1840
Didcot Parkway (DID)	d	1557		1617	1627		1657		1717			1736	1758		1818	1828			1857
Reading (RDG)	7 a	1609	1616	1630	1639	1644	1709	1717	1729		1736	1748	1810	1817	1830	1840	1845		1909
London Paddington (PAD)	15 a	1635	1641	1658	1704	1709	1735	1741	1754		1805	1813	1838	1844	1901	1908	1916		1937

NOTES (see introductory pages for explanation of train operator codes and standard symbols)

- a Arrival time
- d Departure time
- E Also calls at Keynsham 1736
- F To Salisbury

West Wales, Swansea, Cardiff, Weston-S.M, Bristol, Cheltenham Spa and Swindon to Reading and London

Mondays to Fridays

Operator	GW	GW	GW	GW	GW	GW	GW	GW	GW	GW	GW	GW	GW	GW	GW	GW	GW	GW	GW	GW	
Days of operation/Notes	18	18	18	18		18	18	18	18	18		18	18	18	18	18	18	18	18	18	
1st Class/Reservations/Bus/Ferry																					
Catering facilities	⌘	⌘	⌘	⌘		⌘	⌘	⌘	⌘	⌘		⌘	⌘	⌘	⌘	⌘	⌘	⌘	⌘	⌘	
Carmarthen (CMN)	d			1619											1818						2030
Pembrey & Burry Port (PBY)	d			1640											1838						2050
Llanelli (LLE)	7 d			1647											1849						2058
Swansea (SWA)	d			1723					1823						1924				2023		2123
Neath (NTH)	d			1735					1835						1936				2035		2135
Port Talbot Parkway (PTA)	d			1742					1842						1943				2042		2142
Bridgend (BGN)	d			1756					1855						1956				2055		2155
Cardiff Central (CDF)	7 d	1754		1818					1918						2021				2120		2218
Newport (South Wales) (NWP)	d	1807		1831					1931						2034				2133		2233
Taunton (TAU)	d																		2003		
Bridgwater (BWT)	d																		2014		
Highbridge & Burnham (HIG)	d																				
Weston-super-Mare (WSM)	d					1829													2029		
Weston Milton (WNM)	d																				
Worle (WOR)	d					1835													2035		
Yatton (YAT)	d					1841													2041		
Nailsea & Backwell (NLS)	d					1847													2047		
Bristol Temple Meads (BRI)	10 d		1830		1900		1930		2000						2100						
Bristol Parkway (BPW)	7 d	1828		1853				1955							2055					2154	2255a
Bath Spa (BTH)	7 d		1843		1913		1943		2013						2113						
Westbury (WSB)	d				1837								2006						2116		
Trowbridge (TRO)	d				1843								2012						2122		
Melksham (MKM)	d				1853								2022						2132		
Chippenham (CPM)	d		1856		1904	1926		1956		2026	2032				2126	2142					
Cheltenham Spa (CNM)	d		1759				1859						1959						2059		
Gloucester (GCR)	7 d		1814				1917						2017						2118		
Stonehouse (SHU)	d		1826				1928						2029						2129		
Stroud (STD)	d		1831				1933						2034						2134		
Kemble (KEM)	d		1846				1949						2050						2149		
Swindon (SWI)	a	1850	1859	1908	1917	1921	1938	2002	2009	2018	2038	2050	2103	2117	2139	2158	2202	2217			
Swindon (SWI)	d	1851	1902	1910	1917		1940	2003	2010	2020	2040		2104	2119	2140		2204	2219			
Didcot Parkway (DID)	d		1919	1927	1934		1957	2021	2027		2057		2121		2157		2220				
Reading (RDG)	7 a	1916	1931	1939	1946		2009	2034	2039	2044	2109		2133	2144	2209		2232	2243			
London Paddington (PAD)	15 a	1944	1959	2007	2016		2035	2101	2108	2110	2135		2207	2209	2235		2301	2311			

NOTES (see introductory pages for explanation of train operator codes and standard symbols)

- a Arrival time
- d Departure time
- G From London Paddington
- FO Fridays only

## West Wales, Swansea, Cardiff, Weston-S.M, Bristol, Cheltenham Spa and Swindon to Reading and London

### Mondays to Fridays

Operator Days of operation/Notes 1st Class/Reservations/Bus/Ferry Catering facilities	GW FX 111 ♣	GW H 111 ♣	GW	GW 111
Carmarthen (CMN)	d	2030		
Pembrey & Burry Port (PBY)	d	2050		
Llanelli (LLE)	7 d	2058		
Swansea (SWA)	d	2123		
Neath (NTH)	d	2135		
Port Talbot Parkway (PTA)	d	2142		
Bridgend (BGN)	d	2155		
Cardiff Central (CDF)	7 d	2218		
Newport (South Wales) (NWP)	d	2233		
Taunton (TAU)	d		2117	
Bridgwater (BWT)	d			
Highbridge & Burnham (HIG)	d			
Weston-super-Mare (WSM)	d			
Weston Milton (WNM)	d			
Worle (WOR)	d			
Yatton (YAT)	d			
Nailsea & Backwell (NLS)	d			
Bristol Temple Meads (BRI)	10 d		2200	2240
Bristol Parkway (BPW)	7 d	2302a		
Bath Spa (BTH)	7 d		2213	2254
Westbury (WSB)	d			
Trowbridge (TRO)	d			
Melksham (MKM)	d			
Chippenham (CPM)	d		2227	2307
Cheltenham Spa (CNM)	d			2216
Gloucester (GCR)	7 d			2228
Stonehouse (SHU)	d			2240
Stroud (STD)	d			2245
Kemble (KEM)	d			2258
Swindon (SWI)	a		2240	2313 2320
Swindon (SWI)	d		2241	2322
Didcot Parkway (DID)	d		2259	2338
Reading (RDG)	7 a		2310	2352
London Paddington (PAD)	15 a		2359	0030

**NOTES** (see introductory pages for explanation of train operator codes and standard symbols)

- a Arrival time
- d Departure time
- H From Penzance
- FX Not Fridays

West Wales, Swansea, Cardiff, Weston-S.M, Bristol, Cheltenham Spa and Swindon to Reading and London

Saturdays

Operator 1st Class/Reservations/Bus/Ferry Catering facilities	GW 11	GW 12	GW 13	GW 14	GW 15	GW 16	GW 17	GW 18	GW 19	GW 20	GW 21	GW 22	GW 23	GW 24	GW 25	GW 26	GW 27	GW 28	GW 29	
Pembroke Dock (PMD)	d																			
Tenby (TEN)	d																			
Whitland (WTL)	d																			
Carmarthen (CMN)	d																			
Pembrey & Burry Port (PBY)	d																			
Llanelli (LLE)	7 d																			
Swansea (SWA)	d	0356				0525		0552			0623			0644					0725	
Neath (NTH)	d	0408				0537		0604			0635			0655					0737	
Port Talbot Parkway (PTA)	d	0415				0544		0612			0642			0703					0745	
Bridgend (BGN)	d	0428				0557		0624			0655			0716					0759	
Cardiff Central (CDF)	7 d	0514				0620		0647			0718			0742					0823	
Newport (South Wales) (NWP)	d	0526				0633		0700			0731			0755					0836	
Taunton (TAU)	d													0657						
Bridgwater (BWT)	d													0707						
Highbridge & Burnham (HIG)	d													0715						
Weston-super-Mare (WSM)	d						0620							0727						
Weston Milton (WNM)	d																			
Worle (WOR)	d							0626						0733						
Yatton (YAT)	d							0632						0739						
Nailsea & Backwell (NLS)	d							0638						0745						
Bristol Temple Meads (BRI)	10 d	0530		0600		0630		0700			0730			0800					0830	
Bristol Parkway (BPW)	7 d		0554				0656c		0721			0752			0821				0858c	
Bath Spa (BTH)	7 d	0543		0613		0643		0713			0743			0813					0843	
Westbury (WSB)	d													0745						
Trowbridge (TRO)	d													0752						
Melksham (MKM)	d													0802						
Chippenham (CPM)	d	0556		0626		0656		0726			0756		0812	0826					0856	
Cheltenham Spa (CNM)	d				0548						0649								0758	
Gloucester (GCR)	7 d				0604						0711								0817	
Stonehouse (SHU)	d				0616						0725								0829	
Stroud (STD)	d				0621						0731								0834	
Kemble (KEM)	d				0636						0746								0849	
Swindon (SWI)	a	0608	0616	0638	0649		0708	0718	0738	0744	0759	0808	0814	0828	0838	0844	0902	0908	0921	
Swindon (SWI)	d	0611	0618	0641		0700	0711	0720	0740	0747	0802	0811	0821		0840	0846	0903	0911	0923	
Didcot Parkway (DID)	d	0627	0635	0657		0719	0728		0756	0803	0819	0828		0856	0903	0920	0927			
Reading (RDG)	7 a	0640	0648	0710		0733	0741	0745	0809	0816	0832	0841	0846		0909	0916	0933	0940	0948	
London Paddington (PAD)	15 a	0707	0714	0737		0758	0805	0811	0835	0844	0859	0905	0914		0935	0944	0959	1005	1013	

NOTES (see introductory pages for explanation of train operator codes and standard symbols)

- a Arrival time
- d Departure time
- c Arrives 3 minutes earlier

West Wales, Swansea, Cardiff, Weston-S.M, Bristol, Cheltenham Spa and Swindon to Reading and London

Saturdays

Operator	GW	GW	GW	GW	GW	GW	GW	GW	GW	GW	GW	GW	GW	GW	GW	GW	GW	GW	
Days of operation/Notes	A					B					D								
1st Class/Reservations/Bus/Ferry	113	113	113	113	113	113					113	113	113	113	113	113	113	113	
Catering facilities	☞	☞	☞	☞	☞	☞					☞	☞	☞	☞	☞	☞	☞	☞	
Pembroke Dock (PMD)	d																		
Tenby (TEN)	d																		
Whitland (WTL)	d																		
Carmarthen (CMN)	d					0725													
Pembrey & Burry Port (PBY)	d					0751													
Llanelli (LLE)	7 d					0758													
Swansea (SWA)	d		0750			0823								0923					
Neath (NTH)	d		0802			0835								0935					
Port Talbot Parkway (PTA)	d		0810			0842								0943					
Bridgend (BGN)	d		0825			0855								0956					
Cardiff Central (CDF)	7 d		0853			0918								1019					
Newport (South Wales) (NWP)	d		0907			0932								1032					
Taunton (TAU)	d	0758																	
Bridgwater (BWT)	d	0808																	
Highbridge & Burnham (HIG)	d	0815																	
Weston-super-Mare (WSM)	d	0827												0958					
Weston Milton (WNM)	d																		
Worle (WOR)	d	0833												1004					
Yatton (YAT)	d	0839												1010					
Nailsea & Backwell (NLS)	d	0845												1016					
Bristol Temple Meads (BRI)	10 d	0900		0918		0930			1000		1018		1030		1100			1130	
Bristol Parkway (BPW)	7 d		0928			0957c				1024			1057c						
Bath Spa (BTH)	7 d	0913		0931		0944c			1013		1031		1043		1113			1143	
Westbury (WSB)	d							0952											
Trowbridge (TRO)	d							0959											
Melksham (MKM)	d							1009											
Chippenham (CPM)	d	0926		0944		0957		1019	1026		1044		1056		1126			1156	
Cheltenham Spa (CNM)	d				0859							0959						1059	
Gloucester (GCR)	7 d				0917							1017						1117	
Stonehouse (SHU)	d				0929							1029						1129	
Stroud (STD)	d				0934							1034						1134	
Kemble (KEM)	d				0949							1050						1150	
Swindon (SWI)	a	0938	0951	0956	1002	1009	1019		1036	1040	1048	1056	1103s	1109	1119	1138		1203	1208
Swindon (SWI)	d	0940	0952	0958	1004	1011	1021	1025		1042	1049			1111	1121	1140	1146	1204	1211
Didcot Parkway (DID)	d	0956			1020	1026		1050		1059	1107			1127		1157	1205	1221	1229
Reading (RDG)	7 a	1009	1018	1023	1033	1040	1046	1104		1112	1121		1132	1140	1146	1210	1219	1234	1242
London Paddington (PAD)	e 15 a	1035	1044	1052	1059	1107	1114	1135		1137	1150		1159	1205	1214	1235	1244	1259	1306

NOTES (see introductory pages for explanation of train operator codes and standard symbols)

- a Arrival time
- d Departure time
- s Stops to set down only
- c Arrives 3 minutes earlier

- A From Exeter St Davids
- B Also calls at Ferryside 0737 and Kidwelly 0743
- D Runs from 14 September. To Oxford



West Wales, Swansea, Cardiff, Weston-S.M, Bristol, Cheltenham Spa and Swindon to Reading and London

Saturdays

Operator Days of operation/Notes 1st Class/Reservations/Bus/Ferry Catering facilities	GW	GW	GW	GW	GW	GW	GW	GW	GW	GW	GW	GW	GW	GW	GW	GW	GW	GW	GW
	08 08	08 08	08 08	08 08	08 08	08 08	08 08	08 08	08 08	08 08	08 08	08 08	08 08	08 08	08 08	08 08	08 08	08 08	08 08
Pembroke Dock (PMD)	d																		
Tenby (TEN)	d																		
Whitland (WTL)	d																		
Carmarthen (CMN)	d	0932																	
Pembrey & Burry Port (PBY)	d	0952																	
Llanelli (LLE)	7 d	0959																	
Swansea (SWA)	d	1023																	1324
Neath (NTH)	d	1035																	1336
Port Talbot Parkway (PTA)	d	1042																	1344
Bridgend (BGN)	d	1055																	1356
Cardiff Central (CDF)	7 d	1118																	1421
Newport (South Wales) (NWP)	d	1131																	1434
Taunton (TAU)	d																		1424
Bridgwater (BWT)	d																		
Highbridge & Burnham (HIG)	d																		
Weston-super-Mare (WSM)	d																		
Weston Milton (WNM)	d																		
Worle (WOR)	d																		
Yatton (YAT)	d																		
Nailsea & Backwell (NLS)	d																		
Bristol Temple Meads (BRI)	10 d		1200																
Bristol Parkway (BPW)	7 d	1157c																	
Bath Spa (BTH)	7 d		1213																
Westbury (WSB)	d																		
Trowbridge (TRO)	d																		
Melksham (MKM)	d																		
Chippenham (CPM)	d		1226																
Cheltenham Spa (CNM)	d																		
Gloucester (GCR)	7 d																		
Stonehouse (SHU)	d																		
Stroud (STD)	d																		
Kemble (KEM)	d																		
Swindon (SWI)	a	1219	1238																
Swindon (SWI)	d	1221	1240	1249															
Didcot Parkway (DID)	d		1257	1306															
Reading (RDG)	7 a	1246	1310	1319															
London Paddington (PAD)	15 a	1314	1335	1344															

NOTES (see introductory pages for explanation of train operator codes and standard symbols)

- a Arrival time
- d Departure time
- c Arrives 3 minutes earlier

- E Runs until 7 September. Also calls at Pembroke 1008, Manorbier 1022 and Saundersfoot 1042
- F Runs from 14 September
- G Runs until 7 September. From Paignton

West Wales, Swansea, Cardiff, Weston-S.M, Bristol, Cheltenham Spa and Swindon to Reading and London

Saturdays

Operator	GW	GW	GW	GW	GW	GW	GW	GW	GW	GW	GW	GW	GW	GW	GW	GW	GW	GW	
Days of operation/Notes	F		D	H															
1st Class/Reservations/Bus/Ferry	1st		1st	1st	1st	1st	1st	1st	1st	1st	1st	1st	1st	1st	1st	1st	1st	1st	
Catering facilities	☞		☞	☞	☞	☞	☞	☞	☞	☞	☞	☞	☞	☞	☞	☞	☞	☞	
Pembroke Dock (PMD)	d																		
Tenby (TEN)	d																		
Whitland (WTL)	d																		
Carmarthen (CMN)	d							1325										1528	
Pembrey & Burry Port (PBY)	d							1345										1548	
Llanelli (LLE)	7 d							1355										1556	
Swansea (SWA)	d							1423					1526					1622	
Neath (NTH)	d							1435					1538					1634	
Port Talbot Parkway (PTA)	d							1443					1546					1642	
Bridgend (BGN)	d							1455					1558					1655	
Cardiff Central (CDF)	7 d		1442					1518					1623					1718	
Newport (South Wales) (NWP)	d		1456					1531					1636					1731	
Taunton (TAU)	d																		
Bridgwater (BWT)	d																		
Highbridge & Burnham (HIG)	d																		
Weston-super-Mare (WSM)	d						1502					1602					1702		
Weston Milton (WNM)	d																		
Worle (WOR)	d																		
Yatton (YAT)	d						1513												
Nailsea & Backwell (NLS)	d																		
Bristol Temple Meads (BRI)	10 d	1500		1518	1518		1530		1557f	1600		1630	1658c	1700	1724		1730	1757f	1800
Bristol Parkway (BPW)	7 d		1518																
Bath Spa (BTH)	7 d	1513		1531	1531		1543		1613			1643		1713			1743		1813
Westbury (WSB)	d											1623							
Trowbridge (TRO)	d											1629							
Melksham (MKM)	d											1639							
Chippenham (CPM)	d	1526		1545c	1545c		1556		1626		1649	1656		1726			1756		1826
Cheltenham Spa (CNM)	d					1459				1559							1659		
Gloucester (GCR)	7 d					1517				1616							1717		
Stonehouse (SHU)	d					1529				1628							1729		
Stroud (STD)	d					1534				1633							1734		
Kemble (KEM)	d					1550				1649							1750		
Swindon (SWI)	a	1538	1544	1558	1558	1603	1608	1619	1638	1702	1705	1709	1721	1738	1748	1803	1808	1819	1838
Swindon (SWI)	d	1540	1545		1600		1611	1621	1640	1704		1711	1723	1740	1749	1804	1811	1821	1840
Didcot Parkway (DID)	d	1557	1605		1617		1627		1657	1721		1728		1757	1807	1821	1826		1857
Reading (RDG)	7 a	1610	1619		1630		1640	1646	1710	1734		1741	1748	1810	1821	1834	1840	1846	1910
London Paddington (PAD)	15 a	1635	1644		1659		1707	1714	1735	1759		1805	1813	1835	1850	1859	1905	1912	1935

NOTES (see introductory pages for explanation of train operator codes and standard symbols)

- a Arrival time
- d Departure time
- c Arrives 3 minutes earlier
- f Arrives 4 minutes earlier
  
- D Runs from 14 September. To Oxford
- F Runs from 14 September
- H Runs until 7 September

West Wales, Swansea, Cardiff, Weston-S.M, Bristol, Cheltenham Spa and Swindon to Reading and London

Saturdays

Operator	GW	GW	GW	GW	GW	GW	GW	GW	GW	GW	GW	GW	GW	GW	GW	GW	GW	GW
Days of operation/Notes	11	11		J	F			G			F						K	
1st Class/Reservations/Bus/Ferry Catering facilities	11	11		11	11	11	11	11	11	11	11	11	11	11	11	11	11	11
Pembroke Dock (PMD)	d			1458														
Tenby (TEN)	d			1531														
Whitland (WTL)	d			1605														
Carmarthen (CMN)	d			1628					1720					1919				
Pembrey & Burry Port (PBY)	d			1655					1740					1939				
Llanelli (LLE)	7 d			1702					1754					1947				
Swansea (SWA)	d			1728	1728				1822				1926	2002a			2022	
Neath (NTH)	d			1740	1740				1834				1938				2034	
Port Talbot Parkway (PTA)	d			1747	1747				1842				1946				2042	
Bridgend (BGN)	d			1800	1800				1855				1959				2055	
Cardiff Central (CDF)	7 d			1822	1822				1919				2022				2118	
Newport (South Wales) (NWP)	d			1835	1835				1932				2035				2131	
Taunton (TAU)	d							1828									1958	
Bridgwater (BWT)	d							1838									2009	
Highbridge & Burnham (HIG)	d							1846									2016	
Weston-super-Mare (WSM)	d		1802					1900									2028	
Weston Milton (WNM)	d																	
Worle (WOR)	d																	
Yatton (YAT)	d							1911									2038	
Nailsea & Backwell (NLS)	d																2044	
Bristol Temple Meads (BRI)	10 d		1830			1900		1930		2000							2100	
Bristol Parkway (BPW)	7 d			1858f	1858f				1956f				2056				2150a	
Bath Spa (BTH)	7 d		1843			1913		1943		2013							2115c	
Westbury (WSB)	d			1835								2008						2118
Trowbridge (TRO)	d			1841								2015						2124
Melksham (MKM)	d			1851								2025						2134
Chippenham (CPM)	d		1856	1901		1926		1956		2026		2036					2128	2144
Cheltenham Spa (CNM)	d	1759					1859						2002					2105
Gloucester (GCR)	7 d	1817					1916						2017					2119
Stonehouse (SHU)	d	1829					1928						2029					2131
Stroud (STD)	d	1834					1933						2034					2136
Kemble (KEM)	d	1849					1949						2049					2151
Swindon (SWI)	a	1902	1908	1917	1921	1921	1939	2002	2008	2018	2038	2054	2102	2118		2140	2200	2204
Swindon (SWI)	d		1911		1923	1923	1941	2004	2010	2020	2040		2104	2120		2142		2211
Didcot Parkway (DID)	d		1928				1956	2021	2027		2056		2120	2136		2200		2228
Reading (RDG)	7 a		1941		1948	1948	2010	2034	2040	2046	2110		2133	2149		2213		2241
London Paddington (PAD)	15 a		2005		2013	2013	2035	2059	2107	2112	2135		2200	2214		2237		2306

NOTES (see introductory pages for explanation of train operator codes and standard symbols)

- a Arrival time
- d Departure time
- c Arrives 3 minutes earlier
- f Arrives 4 minutes earlier

- F Runs from 14 September
- G Runs until 7 September. From Paignton
- J Runs until 7 September. Also calls at Pembroke 1506, Lamphey 1510, Manorbier 1519, Penally 1525, Saundersfoot 1539, Kilgetty 1542, Narberth 1551, Ferryside 1640 and Kidwelly 1647
- K Runs until 7 September. From Weymouth

## West Wales, Swansea, Cardiff, Weston-S.M, Bristol, Cheltenham Spa and Swindon to Reading and London

### Saturdays

Operator Days of operation/Notes 1st Class/Reservations/Bus/Ferry Catering facilities	GW	GW L 113 12	GW 113 12	GW 11
Pembroke Dock (PMD)	d			
Tenby (TEN)	d			
Whitland (WTL)	d			
Carmarthen (CMN)	d			
Pembrey & Burry Port (PBY)	d			
Llanelli (LLE)	7 d			
Swansea (SWA)	d			
Neath (NTH)	d			
Port Talbot Parkway (PTA)	d			
Bridgend (BGN)	d			
Cardiff Central (CDF)	7 d			
Newport (South Wales) (NWP)	d			
Taunton (TAU)	d	2119	2130	
Bridgwater (BWT)	d		2141	
Highbridge & Burnham (HIG)	d		2148	
Weston-super-Mare (WSM)	d		2200	
Weston Milton (WNM)	d			
Worle (WOR)	d		2206	
Yatton (YAT)	d		2212	
Nailsea & Backwell (NLS)	d		2218	
Bristol Temple Meads (BRI)	10 d	2200	2230	2330
Bristol Parkway (BPW)	7 d			
Bath Spa (BTH)	7 d	2214c	2245c	2344c
Westbury (WSB)	d			
Trowbridge (TRO)	d			
Melksham (MKM)	d			
Chippenham (CPM)	d	2227	2300c	2356s
Cheltenham Spa (CNM)	d	2132		
Gloucester (GCR)	7 d	2145		
Stonehouse (SHU)	d	2157		
Stroud (STD)	d	2202		
Kemble (KEM)	d	2215		
Swindon (SWI)	a	2230	2240	2312 0010
Swindon (SWI)	d		2241	2315
Didcot Parkway (DID)	d		2257	2332
Reading (RDG)	7 a		2310	2345
London Paddington (PAD)	15 a		2340	0023

**NOTES** (see introductory pages for explanation of train operator codes and standard symbols)

- a Arrival time
- d Departure time
- s Stops to set down only
- c Arrives 3 minutes earlier

L From Penzance

West Wales, Swansea, Cardiff, Weston-S.M, Bristol, Cheltenham Spa and Swindon to Reading and London

Sundays

Operator Days of operation/Notes 1st Class/Reservations/Bus/Ferry Catering facilities	GW 1◇ ♠	GW	GW 1B ♠	GW A	GW	GW 1B ♠	GW 1B ♠	GW 1B ♠	GW 1B ♠	GW 1B ♠	GW B 1B ♠	GW 1B ♠	GW C 1B ♠	GW 1B ♠	GW	GW	GW 1B ♠	GW 1B ♠	
Carmarthen (CMN)	d																		
Pembrey & Burry Port (PBY)	d																		
Llanelli (LLE)	7 d																		
Swansea (SWA)	d							0755			0835		0835	0923					
Neath (NTH)	d							0807			0847		0847	0935					
Port Talbot Parkway (PTA)	d							0814			0854		0854	0942					
Bridgend (BGN)	d							0827			0907		0907	0955					
Cardiff Central (CDF)	7 d							0850			0935		0935	1020					
Newport (South Wales) (NWP)	d							0908			0952		0953	1033					
Taunton (TAU)	d																		
Bridgwater (BWT)	d																		
Highbridge & Burnham (HIG)	d																		
Weston-super-Mare (WSM)	d						0829												
Weston Milton (WNM)	d																		
Worle (WOR)	d						0835												
Yatton (YAT)	d						0841												
Nailsea & Backwell (NLS)	d						0847												
Bristol Temple Meads (BRI)	10 d	0745				0900						1000						1100	
Bristol Parkway (BPW)	7 d		0834					0934	0955		1013		1025f	1055					
Bath Spa (BTH)	7 d	0758				0913						1013						1113	
Westbury (WSB)	d			0820													1046		
Trowbridge (TRO)	d			0827													1051		
Melksham (MKM)	d			0836													1102		
Chippenham (CPM)	d	0810		0846		0926						1026					1112	1126	
Cheltenham Spa (CNM)	d									0928									1054
Gloucester (GCR)	7 d					0905				0940									1115
Stonehouse (SHU)	d					0917				0953									1126
Stroud (STD)	d					0922				0958									1132
Kemble (KEM)	d					0936				1011									1147
Swindon (SWI)	a	0823		0856	0902	0938	0950	0958	1018	1025	1035	1038	1049	1117		1131	1138	1201	
Swindon (SWI)	d	0824	0845	0858		0925	0940		1000	1019		1037	1040	1051	1119	1130		1140	1201
Didcot Parkway (DID)	d	0841	0902	0914		0942	0956					1056				1148		1156	1219
Reading (RDG)	7 a	0854	0916	0928		0954	1009		1025	1045		1102	1109	1116	1144	1202		1209	1231
London Paddington (PAD)	15 a	0922	0944	0954		1023	1036		1050	1109		1127	1136	1142	1210	1229		1235	1259

NOTES (see introductory pages for explanation of train operator codes and standard symbols)

- a Arrival time
- d Departure time
- f Arrives 6 minutes earlier

- A From Warminster
- B Runs until 20 October
- C Runs from 27 October

West Wales, Swansea, Cardiff, Weston-S.M, Bristol, Cheltenham Spa and Swindon to Reading and London

Sundays

Operator Days of operation/Notes 1st Class/Reservations/Bus/Ferry Catering facilities	GW	GW	GW	GW	GW	GW	GW	GW	GW	GW	GW	GW	GW	GW	GW	GW	GW	GW	GW
	11	12	13	14	15	16	17	18	19	20	21	22	23	24	25	26	27	28	29
Carmarthen (CMN)	d													1127					
Pembrey & Burry Port (PBY)	d													1147					
Llanelli (LLE)	7 d													1154					
Swansea (SWA)	d	1022				1123								1223					1323
Neath (NTH)	d	1035				1135								1235					1335
Port Talbot Parkway (PTA)	d	1042				1142								1242					1342
Bridgend (BGN)	d	1055				1155								1255					1355
Cardiff Central (CDF)	7 d	1120				1220								1320					1420
Newport (South Wales) (NWP)	d	1133				1233								1333					1433
Taunton (TAU)	d																		
Bridgwater (BWT)	d																		
Highbridge & Burnham (HIG)	d																		
Weston-super-Mare (WSM)	d		1131													1327			
Weston Milton (WNM)	d																		
Worle (WOR)	d		1137													1333			
Yatton (YAT)	d		1142													1339			
Nailsea & Backwell (NLS)	d		1148													1345			
Bristol Temple Meads (BRI)	10 d		1200			1230					1300					1400			1430
Bristol Parkway (BPW)	7 d	1155c		1220			1255							1355					1455
Bath Spa (BTH)	7 d		1213			1243					1313					1413			1443
Westbury (WSB)	d							1237											
Trowbridge (TRO)	d							1244											
Melksham (MKM)	d							1253											
Chippenham (CPM)	d		1226			1255		1304			1326					1426			1457
Cheltenham Spa (CNM)	d				1155								1300						1400
Gloucester (GCR)	7 d				1217														1417
Stonehouse (SHU)	d				1230														1431
Stroud (STD)	d				1235														1436
Kemble (KEM)	d				1250														1451
Swindon (SWI)	a	1217	1238	1243	1303	1308	1317	1322			1338	1401	1417			1438	1504	1513	1517
Swindon (SWI)	d	1219	1240	1245		1309	1319		1330	1340			1419	1430	1440				1519
Didcot Parkway (DID)	d		1256	1303					1348	1356				1449	1456				1548
Reading (RDG)	7 a	1244	1309	1317		1335	1344		1402	1409			1444	1502	1509				1544
London Paddington (PAD)	15 a	1309	1335	1343		1359	1409		1429	1435			1509	1529	1536				1609

NOTES (see introductory pages for explanation of train operator codes and standard symbols)

- a Arrival time
- d Departure time
- c Arrives 3 minutes earlier
- D From Weymouth
- E From Frome

West Wales, Swansea, Cardiff, Weston-S.M, Bristol, Cheltenham Spa and Swindon to Reading and London

Sundays

Operator Days of operation/Notes 1st Class/Reservations/Bus/Ferry Catering facilities	GW	GW	GW	GW	GW	GW	GW	GW	GW	GW	GW	GW	GW	GW	GW	GW	GW	GW	GW	
	11	11	11	11	11				11	11	E	F		11	11	11	11			
Carmarthen (CMN)	d													1420						
Pembrey & Burry Port (PBY)	d													1440						
Llanelli (LLE)	7 d													1450						
Swansea (SWA)	d				1422									1523					1624	
Neath (NTH)	d				1434									1535					1636	
Port Talbot Parkway (PTA)	d				1441									1542					1643	
Bridgend (BGN)	d				1454									1555					1656	
Cardiff Central (CDF)	7 d				1515									1620		1650			1720	
Newport (South Wales) (NWP)	d				1529									1632		1704			1733	
Taunton (TAU)	d															1622				1658
Bridgwater (BWT)	d															1633				1708
Highbridge & Burnham (HIG)	d																			1715
Weston-super-Mare (WSM)	d					1528														1724
Weston Milton (WNM)	d																			
Worle (WOR)	d					1534														1732
Yatton (YAT)	d					1540														1736
Nailsea & Backwell (NLS)	d					1546														1742
Bristol Temple Meads (BRI)	10 d	1500		1530	1600				1630					1700				1730	1800	
Bristol Parkway (BPW)	7 d			1555					1630	1655				1700	1726			1730	1755	1800
Bath Spa (BTH)	7 d	1513		1543	1613				1643					1713				1743	1813	
Westbury (WSB)	d													1652						
Trowbridge (TRO)	d													1658						
Melksham (MKM)	d													1708						
Chippenham (CPM)	d	1526		1555	1626				1655					1718	1726			1755	1826	
Cheltenham Spa (CNM)	d		1500					1600								1700				1800
Gloucester (GCR)	7 d		1514					1616								1714				1812
Stonehouse (SHU)	d		1525					1629								1726				1825
Stroud (STD)	d		1530					1634								1730				1830
Kemble (KEM)	d		1545					1648								1746				1844
Swindon (SWI)	a	1538	1558	1608	1617	1638		1702	1708	1717	1734	1738	1749	1759	1808	1817	1838			1858
Swindon (SWI)	d	1540	1559	1609	1619	1640	1650		1709	1719			1740	1750	1800	1809	1819	1840	1850	
Didcot Parkway (DID)	d	1556	1616			1656	1707						1756	1807	1817			1856	1907	
Reading (RDG)	7 a	1609	1628	1635	1644	1709	1721		1735	1744			1809	1821	1829	1835	1844	1909	1921	
London Paddington (PAD)	15 a	1635	1654	1659	1709	1735	1751		1759	1809			1835	1850	1854	1859	1909	1936	1950	

NOTES (see introductory pages for explanation of train operator codes and standard symbols)

- a Arrival time
- d Departure time
- E From Frome
- F From Plymouth

## West Wales, Swansea, Cardiff, Weston-S.M, Bristol, Cheltenham Spa and Swindon to Reading and London

### Sundays

Operator Days of operation/Notes 1st Class/Reservations/Bus/Ferry Catering facilities	GW	GW G	GW H	GW	GW	GW	GW	GW	GW	GW	GW	GW	GW	GW	GW	GW
	11	11	11			11	11	1	11		11		11		J	F
	11	11	11			11	11	1	11		11		11		J	F
Carmarthen (CMN)	d	1630													1920	
Pembrey & Burry Port (PBY)	d	1650													1946	
Llanelli (LLE)	7 d	1657													1953	
Swansea (SWA)	d	1724				1824			1924						2019	
Neath (NTH)	d	1736				1836			1936						2031	
Port Talbot Parkway (PTA)	d	1743				1842			1942						2037	
Bridgend (BGN)	d	1756				1856			1956						2051	
Cardiff Central (CDF)	7 d	1820				1920			2020						2120	
Newport (South Wales) (NWP)	d	1833				1933			2033						2133	
Taunton (TAU)	d			1757				1857								2143
Bridgwater (BWT)	d			1808				1908								
Highbridge & Burnham (HIG)	d			1815				1915								
Weston-super-Mare (WSM)	d			1826				1927				2028				2205
Weston Milton (WNM)	d															
Worle (WOR)	d			1832				1933				2034				
Yatton (YAT)	d			1838				1939				2040				
Nailsea & Backwell (NLS)	d			1844				1945				2046				
Bristol Temple Meads (BRI)	10 d			1900				2000				2100				2230
Bristol Parkway (BPW)	7 d	1855				1955			2055					2155c		
Bath Spa (BTH)	7 d			1913				2013				2113				2243
Westbury (WSB)	d		1849									2038				
Trowbridge (TRO)	d		1855									2044				
Melksham (MKM)	d		1906									2054				
Chippenham (CPM)	d		1916	1926				2026				2106c	2126			2256
Cheltenham Spa (CNM)	d					1900			2000				2100			2200
Gloucester (GCR)	7 d					1917			2017				2113			2212
Stonehouse (SHU)	d					1929			2029				2125			2224
Stroud (STD)	d					1934			2033				2130			2229
Kemble (KEM)	d					1947			2048				2144			2243
Swindon (SWI)	a	1917	1933	1938		2001	2017	2038	2101	2117	2123	2138	2158	2217	2257	2307
Swindon (SWI)	d	1919		1940	1950		2019	2040		2119		2140		2219		2310
Didcot Parkway (DID)	d			1956	2007		2035	2056		2135		2156		2235		2327
Reading (RDG)	7 a	1944		2009	2021		2048	2109		2148		2209		2248		2340
London Paddington (PAD)	15 a	2009		2035	2051		2114	2136		2214		2236		2327		0014

**NOTES** (see introductory pages for explanation of train operator codes and standard symbols)

- a Arrival time
- d Departure time
- c Arrives 3 minutes earlier

- F From Plymouth
- G From Castle Cary
- H From Exeter St Davids
- J Also calls at Ferryside 1932 and Kidwelly 1939