

London to Kettering, Corby, Leicester, Nottingham, Derby, Chesterfield and Sheffield

Mondays to Fridays

Operator 1st Class/Reservations/Bus Catering facilities	EM 1◇ ↖	EM ◇	EM 1◇ ↖	EM 1◇ ↖	EM ◇	EM 1◇ ↖	EM ◇	EM ◇	EM 1◇ ↖	EM 1◇ ↖	EM ◇	EM ◇	EM 1◇ ↖	EM 1◇ ↖	EM ◇	EM ◇	EM ◇	EM 1◇ ↖
St Pancras International (STP) ④⑤ d				0527					0545	0559	0605	0617			0635		0647	0702
Luton Airport Parkway (LTN) ← 7 d									0607			0643					0709	
Luton (LUT) 10 d									0610			0646					0712	
Bedford (BDM) 7 d									0626		0639	0701			0711		0728	
Wellingborough (WEL) d									0637	0642		0713					0739	
Kettering (KET) a									0644		0653	0721			0726		0747	
Kettering (KET) d			0606						0646		0654	0722			0727		0748	
Corby (COR) d									0654a			0730a					0756a	
Oakham (OKM) a																		
Melton Mowbray (MMO) a																		
Market Harborough (MHR) d			0618								0704				0737			
Leicester (LEI) a			0632	0636		↖			0705	0718				0749			0808	
Leicester (LEI) d	0548	0631	0641	0637	0638	0641			0706	0719		0741	0743	0750			0809	
Syston (SYS) d		0639	↖		0646							0749						
Sileby (SIL) d		0644			0651		↖					0754					↖	
Barrow Upon Soar (BWS) d		0648			0657		0657					0758					0758	
Loughborough (LBO) d	0600	0653a		0647	↖	0653	0703				0729	↖	0753		0804		0813	
East Midlands Parkway (EMD) ← 4 d	0607			0655		0700	0713				0737		0800		0813		0821	
Attenborough (ATB) d							0721										0820	
Beeston (BEE) d						0707	0725				0743						0824	
Nottingham (NOT) 8 a						0713	0732				0750				0821		0830	
Newark Castle (NCT) a							0803										0901	
Lincoln (LCN) a							0836										0933	
Grimsby Town (GMB) a																	1028	
Long Eaton (LGE) d	0613			0659										0805				
Derby (DBY) 6 a	0622			0708							0729			0814				0830
Chesterfield (CHD) a	0642			0727							0747			0832				0851
Sheffield (SHF) 7 a	0708			0742							0802			0845				0906

Operator 1st Class/Reservations/Bus Catering facilities	EM 1◇ ↖	EM ◇	EM 1◇ ↖	EM ◇	EM 1◇ ↖	EM ◇	EM ◇	EM 1◇ ↖	EM 1◇ ↖	EM ◇	EM ◇	EM 1◇ ↖	EM 1◇ ↖	EM ◇	EM ◇	EM ◇	EM 1◇ ↖	EM 1◇ ↖
St Pancras International (STP) ④⑤ d	0705	0718	0730		0735		0749	0803	0806	0818	0832		0835		0847	0902	0905	
Luton Airport Parkway (LTN) ← 7 d		0742					0811			0841					0912			
Luton (LUT) 10 d		0745					0814			0845					0915			
Bedford (BDM) 7 d		0800					0830			0901					0930			
Wellingborough (WEL) d	0751	0811					0841			0912					0941			
Kettering (KET) a	0757	0819			0825		0848		0854	0920			0925		0950			0955
Kettering (KET) d	0758	0820			0826		0849		0856	0921			0926		0951			0956
Corby (COR) d		0828a					0857a			0929a					0959a			
Oakham (OKM) a																		
Melton Mowbray (MMO) a																		
Market Harborough (MHR) d	0808				0836				0906				0936					1006
Leicester (LEI) a	0822		0839		0848			0908	0919		0939		0948			1009	1020	
Leicester (LEI) d	0825		0840	0841	0849			0909	0920		0940	0944	0950			1010	1021	
Syston (SYS) d				0849								0952						
Sileby (SIL) d				0854		↖						0958		↖				
Barrow Upon Soar (BWS) d				0858		0858						1003			1003			
Loughborough (LBO) d	0835		0850	↖		0904			0930		0950	↖			1008			1031
East Midlands Parkway (EMD) ← 4 d	0842		0857			0913			0938		0958				1017			1039
Attenborough (ATB) d						0918									1024			
Beeston (BEE) d	0849					0922			0946						1028			1045
Nottingham (NOT) 8 a	0859				0911	0929			0953				1011		1034			1051
Newark Castle (NCT) a						0957									1058			
Lincoln (LCN) a						1027									1131			
Grimsby Town (GMB) a															1226			
Long Eaton (LGE) d			0902								1002							
Derby (DBY) 6 a			0911					0930			1011						1030	
Chesterfield (CHD) a			0929					0948			1029						1049	
Sheffield (SHF) 7 a			0943					1001			1042						1105	

For the complete service between London, Luton and Bedford see table 051

For the complete service between Attenborough and Nottingham see table 056

For the complete service between Nottingham, Lincoln and Grimsby see table 057

For the complete service between Derby, Chesterfield and Sheffield see table 053

NOTES (see introductory pages for explanation of train operator codes and standard symbols)

- a Arrival time
- d Departure time

London to Kettering, Corby, Leicester, Nottingham, Derby, Chesterfield and Sheffield

Mondays to Fridays

Operator 1st Class/Reservations/Bus Catering facilities	EM ◇	EM 1◇ ꣳ	EM ◇	EM 1◇ ꣳ	EM ◇	EM 1◇ ꣳ	EM 1◇ ꣳ	EM 1◇ ꣳ	EM 1◇ ꣳ	EM ◇	EM 1◇ ꣳ	EM ◇	EM 1◇ ꣳ	EM ◇	EM 1◇ ꣳ	EM 1◇ ꣳ	EM ◇
St Pancras International (STP) 15 d	0915	0932		0935		0945	1002	1005	1015	1032		1035		1045	1102	1105	1115
Luton Airport Parkway (LTN) 7 d	0937					1007			1037					1107			1137
Luton (LUT) 10 d	0940					1010			1040					1110			1140
Bedford (BDM) 7 d	0956					1026			1056					1126			1156
Wellingborough (WEL) d	1007					1037			1107					1137			1207
Kettering (KET) a	1015			1021		1045		1053	1115			1121		1145		1153	1215
Kettering (KET) d	1016			1022		1046		1054	1117			1122		1146		1154	1216
Corby (COR) d	1024a					1055a			1125a					1154a			1224a
Oakham (OKM) a																	
Melton Mowbray (MMO) a																	
Market Harborough (MHR) d				1032				1104				1132				1204	
Leicester (LEI) a		1036		1046			1107	1117		1136		1146			1205	1217	
Leicester (LEI) d		1037	1043	1047			1108	1118		1137	1141	1147			1206	1218	
Syston (SYS) d			1051								1148						
Sileby (SIL) d			1056		←						1154						
Barrow Upon Soar (BWS) d			1100		1100						1158		1158				
Loughborough (LBO) d		1047	→		1105			1128		1147	→		1204			1228	
East Midlands Parkway (EMD) 4 d		1054			1114			1135		1154			1213			1235	
Attenborough (ATB) d					1121								1219				
Beeston (BEE) d					1125			1142					1223			1242	
Nottingham (NOT) 8 a				1108	1132			1150				1208	1231			1250	
Newark Castle (NCT) a					1157								1257				
Lincoln (LCN) a					1228								1330				
Grimsby Town (GMB) a													1425				
Long Eaton (LGE) d		1059								1159							
Derby (DBY) 6 a		1108					1129			1208					1228		
Chesterfield (CHD) a		1127					1147			1227					1247		
Sheffield (SHF) 7 a		1143					1201			1242					1301		

Operator 1st Class/Reservations/Bus Catering facilities	EM 1◇ ꣳ	EM ◇	EM 1◇ ꣳ	EM ◇	EM ◇	EM 1◇ ꣳ	EM 1◇ ꣳ	EM ◇	EM 1◇ ꣳ	EM ◇	EM 1◇ ꣳ	EM ◇	EM 1◇ ꣳ	EM ◇	EM 1◇ ꣳ	EM 1◇ ꣳ	EM ◇
St Pancras International (STP) 15 d	1132		1135		1145	1202	1205	1215	1232		1235		1245	1302	1305	1315	1332
Luton Airport Parkway (LTN) 7 d					1207			1237					1307			1337	
Luton (LUT) 10 d					1210			1240					1310			1340	
Bedford (BDM) 7 d					1226			1256					1326			1356	
Wellingborough (WEL) d					1237			1307					1337			1407	
Kettering (KET) a			1220		1245		1252	1316			1321		1345		1352	1416	
Kettering (KET) d			1221		1245		1253	1317			1322		1347		1353	1417	
Corby (COR) d					1253a			1325a					1356a			1425a	
Oakham (OKM) a																	
Melton Mowbray (MMO) a																	
Market Harborough (MHR) d			1231				1305				1332				1404		
Leicester (LEI) a	1235		1245			1306	1317		1336		1346			1406	1417		1436
Leicester (LEI) d	1236	1243	1246			1308	1319		1338	1340	1347			1407	1418		1437
Syston (SYS) d		1251								1347							
Sileby (SIL) d		1256		←						1352		←					
Barrow Upon Soar (BWS) d		1300		1300						1356		1356					
Loughborough (LBO) d	1246	→		1305			1329		1348	→			1402		1428		1447
East Midlands Parkway (EMD) 4 d	1253			1314			1336		1355				1412		1435		1454
Attenborough (ATB) d				1320									1418				
Beeston (BEE) d				1324			1343						1421				
Nottingham (NOT) 8 a			1307	1332			1350				1408		1431		1450		
Newark Castle (NCT) a				1356									1459				
Lincoln (LCN) a				1425									1530				
Grimsby Town (GMB) a													1626				
Long Eaton (LGE) d	1259								1400								1459
Derby (DBY) 6 a	1308				1329				1409					1428			1508
Chesterfield (CHD) a	1327				1347				1429					1447			1527
Sheffield (SHF) 7 a	1342				1405				1442					1505			1542

NOTES (see introductory pages for explanation of train operator codes and standard symbols)

- a Arrival time
- d Departure time

London to Kettering, Corby, Leicester, Nottingham, Derby, Chesterfield and Sheffield

Mondays to Fridays

Operator 1st Class/Reservations/Bus Catering facilities	EM ◇	EM 1◇ 卐	EM ◇	EM ◇	EM 1◇ 卐	EM 1◇ 卐	EM ◇	EM 1◇ 卐	EM ◇	EM 1◇ 卐	EM ◇	EM ◇	EM 1◇ 卐	EM 1◇ 卐	EM ◇	EM 1◇ 卐	EM ◇
St Pancras International (STP) ①② 15 d		1335		1345	1402	1405	1415	1432		1435		1445	1502	1505	1515	1531	
Luton Airport Parkway (LTN) ← 7 d				1407			1437					1507			1537		
Luton (LUT) 10 d				1410			1440					1510			1540		
Bedford (BDM) 7 d				1426			1456					1526			1556		
Wellingborough (WEL) d				1437			1507					1537			1607		
Kettering (KET) a		1421		1445		1452	1515			1521		1545		1551	1614		
Kettering (KET) d		1422		1446		1453	1516			1522		1546		1552	1615		
Corby (COR) d				1454a			1524a					1554a			1623a		
Oakham (OKM) a																	
Melton Mowbray (MMO) a																	
Market Harborough (MHR) d		1432				1503				1532				1602			
Leicester (LEI) a		1446				1505	1516		1536	1546			1606	1615		1636	
Leicester (LEI) d	1441	1447				1506	1517		1537	1539	1547			1607	1617		1637
System (SYS) d	1449									1548							1648
Sileby (SIL) d	1454									1553							1653
Barrow Upon Soar (BWS) d	1458		1458							1557		1557					1657
Loughborough (LBO) d	1458									1557		1557					1657
East Midlands Parkway (EMD) ← d	1458									1557		1557					1657
Attenborough (ATB) d				1519								1619					
Beeston (BEE) d				1523			1542					1623			1641		
Nottingham (NOT) 8 a		1507	1532			1550					1609	1630		1650			
Newark Castle (NCT) a				1555								1700					
Lincoln (LCN) a				1624								1730					
Grimsby Town (GMB) a												1824					
Long Eaton (LGE) d									1559								1659
Derby (DBY) 6 a						1528			1609				1628				1708
Chesterfield (CHD) a						1547			1628				1646				1728
Sheffield (SHF) 7 a						1601			1642				1700				1743

Operator Days of operation/Notes 1st Class/Reservations/Bus Catering facilities	EM 1◇ 卐	EM ◇	EM ◇	EM 1◇ 卐	EM 1◇ 卐	EM ◇	EM 1◇ 卐	EM A ◇	EM 1◇ 卐	EM A ◇	EM ◇	EM 1◇ 卐	EM 1◇ 卐	EM ◇	EM 1◇ 卐	EM ◇	EM 1◇ 卐
St Pancras International (STP) ①② 15 d	1535		1545	1602	1605	1616	1632		1635		1647	1702	1705	1717	1732		1735
Luton Airport Parkway (LTN) ← 7 d			1608			1639					1709			1741			
Luton (LUT) 10 d			1611			1642					1712			1744			
Bedford (BDM) 7 d			1627			1658					1728			1800			
Wellingborough (WEL) d			1638			1709					1739			1811			
Kettering (KET) a	1621	1646		1653	1717				1725		1746		1756	1819			1824
Kettering (KET) d	1622		1647		1654	1718			1726		1748		1758	1820			1826
Corby (COR) d			1655a			1726a					1756a			1828a			
Oakham (OKM) a																	
Melton Mowbray (MMO) a																	
Market Harborough (MHR) d	1632			1705					1737				1808				1836
Leicester (LEI) a	1646			1706	1717		1739		1749			1809	1822		1840		1848
Leicester (LEI) d	1647			1707	1719		1741	1743	1751			1811	1823		1841	1843	1850
System (SYS) d								1751									1851
Sileby (SIL) d								1756									1856
Barrow Upon Soar (BWS) d		1657						1800									1900
Loughborough (LBO) d		1703				1729		1751					1834		1851		1903
East Midlands Parkway (EMD) ← d		1712				1737		1758		1804	1815		1842		1859		1903
Attenborough (ATB) d			1719									1822					
Beeston (BEE) d			1724			1744						1826		1849			
Nottingham (NOT) 8 a	1709	1732			1751				1821	1831		1855					1913
Newark Castle (NCT) a		1801										1900					
Lincoln (LCN) a		1833										1929					
Grimsby Town (GMB) a												2027					
Long Eaton (LGE) d							1804									1903	
Derby (DBY) 6 a					1727		1813					1834			1912		
Chesterfield (CHD) a					1747		1836					1853			1931		
Sheffield (SHF) 7 a					1801		1851					1917			1948		

NOTES (see introductory pages for explanation of train operator codes and standard symbols)

- a Arrival time
- d Departure time
- A To Cleethorpes

London to Kettering, Corby, Leicester, Nottingham, Derby, Chesterfield and Sheffield

Mondays to Fridays

Operator Days of operation/Notes 1st Class/Reservations/Bus Catering facilities	EM	EM	EM	EM	EM	EM	EM	EM	EM	EM	EM	EM	EM	EM	EM	EM	EM
	◇	◇	◻◇	◻◇	◇	◻◇	◻◇	◻◇	◻◇	◻◇	◻◇	◻◇	◻◇	◻◇	◻◇	◻◇	◻◇
St Pancras International (STP) ①②③④⑤ d		1747	1802	1805	1817	1832			1835		1847	1902	1905	1915	1932		1935
Luton Airport Parkway (LTN) ←⑦ d		1812			1839						1909			1937			
Luton (LUT) ⑩ d		1815			1842						1912			1940			
Bedford (BDM) ⑦ d		1830			1859						1928			1956			
Wellingborough (WEL) d		1842			1910						1939			2007			
Kettering (KET) a		1850		1856	1918				1927		1947		1955	2015			2025
Kettering (KET) d		1851		1857	1919				1932 1938		1949		1956	2016			2026
Corby (COR) d		1859a			1927a				1947		1957a			2024a			
Oakham (OKM) a									2006								
Melton Mowbray (MMO) a									2017								
Market Harborough (MHR) d				1907					1943				2006				2036
Leicester (LEI) a			1909	1920		1940			1955			2008	2019		2040		2048
Leicester (LEI) d			1910	1921		1941	1944	1957				2009	2020		2041	2044	2050
Syston (SYS) d							1951									2051	
Sileby (SIL) d	←						1956									2056	
Barrow Upon Soar (BWS) d	1900						2000									2100	
Loughborough (LBO) d	1907			1931		1951	2006	2007		←			2031		2051		
East Midlands Parkway (EMD) ← d	1916			1938		1959	2015			2015			2038		2058	←	2104
Attenborough (ATB) d	1922						←				2020						
Beeston (BEE) d	1925			1947							2024			2046			
Nottingham (NOT) ⑧ a	1932			1956					2024		2030			2053			2114
Newark Castle (NCT) a	2003										2059						
Lincoln (LCN) a	2035										2129						
Grimsby Town (GMB) a											2224						
Long Eaton (LGE) d						2003										2103	
Derby (DBY) ⑥ a			1931			2012							2031			2112	
Chesterfield (CHD) a			1949			2031							2051			2131	
Sheffield (SHF) ⑦ a			2002			2049							2116			2145	









Operator Days of operation/Notes 1st Class/Reservations/Bus Catering facilities	EM	EM	EM	EM	EM	EM	EM	EM	EM	EM	EM	EM	EM	EM	EM	EM	EM
	◇	◇	◻◇	◻◇	◇	EM B	◻◇	◻◇	EM B	◇	◻◇	◻◇	◇	◻◇	◻◇	◇	◇
St Pancras International (STP) ①②③④⑤ d		1945	2002	2005	2015		2031	2034		2045	2102	2105	2115	2132	2135		2145
Luton Airport Parkway (LTN) ←⑦ d		2007			2037					2107	2102	2105	2137				2207
Luton (LUT) ⑩ d		2010			2040					2110			2140				2210
Bedford (BDM) ⑦ d		2026			2056					2126			2156				2226
Wellingborough (WEL) d		2037			2107					2138			2208				2237
Kettering (KET) a		2047		2055	2115			2120		2146		2152	2215		2221		2245
Kettering (KET) d		2048		2057	2116			2121		2147		2153	2216		2222		2247
Corby (COR) d		2056a			2126a					2155a			2224a				2255a
Oakham (OKM) a																	
Melton Mowbray (MMO) a																	
Market Harborough (MHR) d				2107				2131				2203				2232	
Leicester (LEI) a			2110	2122			2136	2145			2205	2215		2237	2245		
Leicester (LEI) d			2111	2123		2130	2137	2146			2206	2218		2238	2246	2252	
Syston (SYS) d						2137										2300	
Sileby (SIL) d	←					2142			←							2305	
Barrow Upon Soar (BWS) d	2100					2146			2146								
Loughborough (LBO) d	2106			2133		←	2147		2152			2229		2248		2310	
East Midlands Parkway (EMD) ← d	2115			2141		←	2154		2207e			2236		2256	2300	2318	
Attenborough (ATB) d	2121								2220							2324	
Beeston (BEE) d	2125			2149					2224			2243				2328	
Nottingham (NOT) ⑧ a	2131			2155				2207	2231			2249			2310	2334	
Newark Castle (NCT) a	2205																
Lincoln (LCN) a	2236																
Grimsby Town (GMB) a																	
Long Eaton (LGE) d							2159								2300		
Derby (DBY) ⑥ a			2131				2210					2228			2309		
Chesterfield (CHD) a			2150				2228					2246			2328		
Sheffield (SHF) ⑦ a			2203				2243					2301			2341		

NOTES (see introductory pages for explanation of train operator codes and standard symbols)

- a Arrival time
- d Departure time
- e Arrives 7 minutes earlier
- A To Cleethorpes
- B From Peterborough

London to Kettering, Corby, Leicester, Nottingham, Derby, Chesterfield and Sheffield

Mondays to Fridays

Operator 1st Class/Reservations/Bus Catering facilities	EM ◇	EM 1◇ T	EM 1◇ T	EM ◇	EM 1◇ T	EM 1◇ T	EM ◇
St Pancras International (STP)  d	2215	2232	2235	2247	2304	2335	2354
Luton Airport Parkway (LTN)  d	2238			2316	2346		0033
Luton (LUT)  d	2241			2319			0036
Bedford (BDM)  d	2256			2341			0101
Wellingborough (WEL) d	2308			2354	0022		0112
Kettering (KET) a	2316		2321	0001	0031	0055	0121
Kettering (KET) d	2317		2322	0003	0037	0056	0122
Corby (COR) d	2325a			0011a			0131a
Oakham (OKM) a							
Melton Mowbray (MMO) a							
Market Harborough (MHR) d			2332				
Leicester (LEI) a		2336	2346		0127	0143	
Leicester (LEI) d		2337	2347		0131	0149	
System (SYS) d							
Sileby (SIL) d							
Barrow Upon Soar (BWS) d							
Loughborough (LBO) d		2347	2359c		0141	0159	
East Midlands Parkway (EMD)  d		2354	0009c		0149	0207	
Attenborough (ATB) d							
Beeston (BEE) d			0019			0213	
Nottingham (NOT)  a			0025			0219	
Newark Castle (NCT) a							
Lincoln (LCN) a							
Grimsby Town (GMB) a							
Long Eaton (LGE) d		2359			0153		
Derby (DBY)  a		0008			0202		
Chesterfield (CHD) a		0026					
Sheffield (SHF)  a		0040					

NOTES (see introductory pages for explanation of train operator codes and standard symbols)

- a Arrival time
- d Departure time
- c Arrives 3 minutes earlier

London to Kettering, Corby, Leicester, Nottingham, Derby, Chesterfield and Sheffield

Saturdays

Operator 1st Class/Reservations/Bus Catering facilities	EM 1◇ ↖	EM ◇	EM ◇	EM 1◇ ↖	EM 1◇ ↖	EM 1◇ ↖	EM ◇	EM ◇	EM 1◇ ↖	EM 1◇ ↖	EM ◇	EM 1◇ ↖	EM 1◇ ↖	EM ◇	EM ◇	EM 1◇ ↖	EM 1◇ ↖	EM ◇
St Pancras International (STP) ①② 15 d					0530		0533		0600	0605	0608	0630	0633	0646		0702	0705	0715
Luton Airport Parkway (LTN) ← 7 d							0601				0630			0708				0737
Luton (LUT) 10 d							0604				0633			0711				0740
Bedford (BDM) 7 d							0619			0638	0649		0706	0727			0739	0756
Wellingborough (WEL) d							0630		0642		0701			0738			0750	0808
Kettering (KET) a							0638			0652	0709		0720	0746			0756	0815
Kettering (KET) d		0555		0609			0639			0653	0710		0721	0748			0757	0816
Corby (COR) d		0603a					0649a				0720a			0757a				0824a
Oakham (OKM) a																		
Melton Mowbray (MMO) a																		
Market Harborough (MHR) d				0619						0704			0731					0807
Leicester (LEI) a				0633	0638	←			0706	0718		0733	0744			0806	0820	
Leicester (LEI) d	0550		0631	0643	0639	0643		0648	0707	0719		0734	0745		0753	0807	0821	
Syston (SYS) d			0639					0655							0801			
Sileby (SIL) d			0645					0700							0807			
Barrow Upon Soar (BWS) d			0649					0704							0811			
Loughborough (LBO) d	0600		0654a		0649	0654		0710	0717	0730		0745	0755		0820e		0831	
East Midlands Parkway (EMD) ← d	0607				0657	0701		0719	0725	0737		0753			0829		0839	
Attenborough (ATB) d								0725							0836			
Beeston (BEE) d						0710		0729		0744					0839		0845	
Nottingham (NOT) 8 a						0717		0735		0751			0811		0846		0853	
Newark Castle (NCT) a								0800							0913			
Lincoln (LCN) a								0831							0942			
Grimsby Town (GMB) a																		
Long Eaton (LGE) d	0612				0701							0757						
Derby (DBY) 6 a	0622				0709				0735			0806				0827		
Chesterfield (CHD) a	0644				0728				0754			0828				0846		
Sheffield (SHF) 7 a	0708				0743				0807			0844				0900		

Operator 1st Class/Reservations/Bus Catering facilities	EM 1◇ ↖	EM ◇	EM 1◇ ↖	EM ◇	EM ◇	EM 1◇ ↖	EM 1◇ ↖	EM ◇	EM 1◇ ↖	EM 1◇ ↖	EM ◇	EM 1◇ ↖	EM 1◇ ↖	EM ◇	EM 1◇ ↖	EM 1◇ ↖	EM ◇	EM 1◇ ↖
St Pancras International (STP) ①② 15 d	0732		0735		0745	0802	0805	0815	0832		0835		0845	0902	0905	0915	0932	
Luton Airport Parkway (LTN) ← 7 d					0807			0837					0907			0937		
Luton (LUT) 10 d					0810			0840					0910			0940		
Bedford (BDM) 7 d					0826			0856					0926			0956		
Wellingborough (WEL) d					0838			0908					0938			1007		
Kettering (KET) a			0821		0845		0852	0915			0921		0945		0952	1016		
Kettering (KET) d			0822		0846		0854	0916			0922		0946		0953	1016		
Corby (COR) d					0854a			0924a					0954a			1024a		
Oakham (OKM) a																		
Melton Mowbray (MMO) a																		
Market Harborough (MHR) d			0832				0904				0932				1003			
Leicester (LEI) a	0836		0845			0905	0916		0935		0945			1005	1016		1036	
Leicester (LEI) d	0837	0843	0846			0906	0917		0937	0943	0946			1006	1018		1037	1043
Syston (SYS) d		0851								0951								1051
Sileby (SIL) d		0856		←						0956		←						1056
Barrow Upon Soar (BWS) d		0900		0900						1000		1000						1100
Loughborough (LBO) d	0847	→		0906			0927		0947	→		1006			1028		1047	→
East Midlands Parkway (EMD) ← d	0854			0916			0935		0954			1015			1035		1054	
Attenborough (ATB) d				0923								1026						
Beeston (BEE) d				0927			0941					1030			1042			
Nottingham (NOT) 8 a			0911	0934			0950				1009	1037			1049			
Newark Castle (NCT) a				0957								1101						
Lincoln (LCN) a				1027								1130						
Grimsby Town (GMB) a												1227						
Long Eaton (LGE) d	0859								0959								1059	
Derby (DBY) 6 a	0908					0927			1008					1027			1108	
Chesterfield (CHD) a	0930					0945			1028					1045			1128	
Sheffield (SHF) 7 a	0945					1000			1042					1058			1142	

NOTES (see introductory pages for explanation of train operator codes and standard symbols)

- a Arrival time
- d Departure time
- e Arrives 4 minutes earlier

London to Kettering, Corby, Leicester, Nottingham, Derby, Chesterfield and Sheffield

Saturdays

Operator 1st Class/Reservations/Bus Catering facilities	EM 1◇	EM ◇	EM ◇	EM 1◇	EM 1◇	EM ◇	EM 1◇	EM ◇	EM 1◇	EM ◇	EM 1◇	EM ◇	EM 1◇	EM ◇	EM 1◇	EM ◇	EM 1◇	EM ◇
St Pancras International (STP) ①② 15 d	0935		0945	1002	1005	1015	1032		1035		1045	1102	1105	1115	1132		1135	
Luton Airport Parkway (LTN) ← 7 d			1007			1037					1107			1137				
Luton (LUT) 10 d			1010			1040					1110			1140				
Bedford (BDM) 7 d			1026			1056					1126			1156				
Wellingborough (WEL) d			1038			1108					1138			1208				
Kettering (KET) a	1021		1045		1052	1115			1121		1145		1152	1215			1221	
Kettering (KET) d	1022		1046		1054	1116			1122		1146		1153	1216			1222	
Corby (COR) d			1054a			1124a					1154a			1224a				
Oakham (OKM) a																		
Melton Mowbray (MMO) a																		
Market Harborough (MHR) d	1032					1104			1132				1203					1232
Leicester (LEI) a	1045			1105	1116		1136		1145			1206	1217		1236			1245
Leicester (LEI) d	1046			1106	1117		1137	1144	1147			1207	1218		1237	1243	1247	
Syston (SYS) d								1151								1250		
Sileby (SIL) d								1156								1255		
Barrow Upon Soar (BWS) d		1100						1200		1200						1259		1259
Loughborough (LBO) d		1105			1127		1147			1206		1228		1247				1305
East Midlands Parkway (EMD) ← d		1114			1135		1154			1214		1236		1254				1313
Attenborough (ATB) d		1120								1221								1320
Beeston (BEE) d		1124			1141					1225			1243					1324
Nottingham (NOT) 8 a	1109	1136			1150				1211	1232			1251					1336
Newark Castle (NCT) a		1200								1301								1400
Lincoln (LCN) a		1230								1331								1430
Grimsby Town (GMB) a										1427								
Long Eaton (LGE) d							1159								1259			
Derby (DBY) 6 a				1127				1208				1227			1308			
Chesterfield (CHD) a				1145				1227				1246			1328			
Sheffield (SHF) 7 a				1159				1244				1259			1343			

Operator 1st Class/Reservations/Bus Catering facilities	EM ◇	EM 1◇	EM 1◇	EM ◇	EM 1◇	EM ◇	EM 1◇	EM ◇	EM 1◇	EM ◇	EM 1◇	EM ◇	EM 1◇	EM ◇	EM 1◇	EM ◇	EM 1◇	EM ◇
St Pancras International (STP) ①② 15 d	1145	1202	1205	1215	1232		1235		1245	1302	1305	1315	1332		1335		1345	1402
Luton Airport Parkway (LTN) ← 7 d	1207			1237					1307			1337						1407
Luton (LUT) 10 d	1210			1240					1310			1340						1410
Bedford (BDM) 7 d	1226			1256					1326			1356						1426
Wellingborough (WEL) d	1238			1308					1338			1408						1438
Kettering (KET) a	1245		1252	1315		1321		1345	1352	1415				1421				1445
Kettering (KET) d	1246		1254	1316		1322		1346	1353	1416				1422				1446
Corby (COR) d	1254a			1324a				1354a		1424a								1454a
Oakham (OKM) a																		
Melton Mowbray (MMO) a																		
Market Harborough (MHR) d			1304				1332			1403					1432			
Leicester (LEI) a		1305	1317		1336		1345		1405	1416		1435		1445				1505
Leicester (LEI) d		1306	1318		1337	1341	1346		1406	1418		1436	1442	1447				1506
Syston (SYS) d						1349							1450					
Sileby (SIL) d						1354							1455					
Barrow Upon Soar (BWS) d						1358		1358					1459					1459
Loughborough (LBO) d			1328		1347			1404		1428		1446						1504
East Midlands Parkway (EMD) ← d			1335		1354			1413		1435		1454						1513
Attenborough (ATB) d								1420										1518
Beeston (BEE) d				1342				1424		1442								1522
Nottingham (NOT) 8 a				1351			1409	1433		1450				1508	1532			
Newark Castle (NCT) a								1502										1601
Lincoln (LCN) a								1532										1631
Grimsby Town (GMB) a								1628										
Long Eaton (LGE) d					1401							1458						
Derby (DBY) 6 a		1327			1410					1427		1507						1527
Chesterfield (CHD) a		1346			1428					1445		1526						1545
Sheffield (SHF) 7 a		1359			1446					1459		1542						1559

NOTES (see introductory pages for explanation of train operator codes and standard symbols)

- a Arrival time
- d Departure time

London to Kettering, Corby, Leicester, Nottingham, Derby, Chesterfield and Sheffield

Saturdays

Operator Days of operation/Notes 1st Class/Reservations/Bus Catering facilities	EM	EM	EM	EM	EM	EM	EM	EM	EM	EM	EM	EM	EM	EM	EM	EM	EM	EM			
	1◇	◇	1◇	◇	1◇	◇	◇	1◇	1◇	◇	1◇	◇	1◇	A	◇	1◇	A	◇	1◇	1◇	◇
St Pancras International (STP) ①② 15 d	1405	1415	1432		1435		1445	1502	1505	1515	1532		1535		1545	1602	1605	1615			
Luton Airport Parkway (LTN) ← 7 d		1437					1507			1537					1607			1637			
Luton (LUT) 10 d		1440					1510			1540					1610			1640			
Bedford (BDM) 7 d		1456					1526			1556					1626			1656			
Wellingborough (WEL) d		1508					1538			1608					1638			1708			
Kettering (KET) a	1452	1515			1521		1545		1551	1615			1621		1645		1651	1715			
Kettering (KET) d	1453	1516			1522		1546		1552	1616			1622		1646		1652	1716			
Corby (COR) d		1524a					1554a			1624a					1654a			1724a			
Oakham (OKM) a																					
Melton Mowbray (MMO) a																					
Market Harborough (MHR) d	1503				1532				1602				1632					1704c			
Leicester (LEI) a	1516		1536		1545			1605	1615		1635		1645			1705	1717				
Leicester (LEI) d	1518		1537	1543	1546			1606	1618		1636	1643	1646			1706	1718				
Syston (SYS) d				1551								1651									
Sileby (SIL) d				1556			←					1656			←						
Barrow Upon Soar (BWS) d				1600			1600					1700			1700						
Loughborough (LBO) d	1528		1548	↘			1606			1628		1647	↘		1706			1728			
East Midlands Parkway (EMD) ← d	1535		1555				1615			1635		1655			1715			1737c			
Attenborough (ATB) d							1622								1723						
Beeston (BEE) d	1542						1626			1642					1727			1744			
Nottingham (NOT) 8 a	1551				1610		1632			1650				1709	1734			1750			
Newark Castle (NCT) a							1701								1803						
Lincoln (LCN) a							1731								1832						
Grimsby Town (GMB) a							1828								1930						
Long Eaton (LGE) d			1600									1659									
Derby (DBY) 6 a			1611					1627				1708					1726				
Chesterfield (CHD) a			1629					1645				1729					1745				
Sheffield (SHF) 7 a			1642					1658				1744					1758				

Operator 1st Class/Reservations/Bus Catering facilities	EM	EM	EM	EM	EM	EM	EM	EM	EM	EM	EM	EM	EM	EM	EM	EM	EM	EM	EM	EM	EM
	1◇	◇	1◇	◇	◇	1◇	1◇	◇	1◇	◇	1◇	◇	1◇	◇	1◇	1◇	◇	1◇	1◇	◇	1◇
St Pancras International (STP) ①② 15 d	1632		1635		1645	1702	1705	1715	1732			1735		1745	1802	1805	1815	1832			
Luton Airport Parkway (LTN) ← 7 d					1707			1737						1807			1837				
Luton (LUT) 10 d					1710			1740						1810			1840				
Bedford (BDM) 7 d					1726			1756						1826			1856				
Wellingborough (WEL) d					1738			1808						1838			1908				
Kettering (KET) a			1721		1745		1751	1815				1821		1845		1851	1915				
Kettering (KET) d			1722		1746		1752	1816				1822		1846		1852	1916				
Corby (COR) d					1754a			1824a						1854a			1924a				
Oakham (OKM) a																					
Melton Mowbray (MMO) a																					
Market Harborough (MHR) d			1732				1803					1832				1903					
Leicester (LEI) a	1735		1744			1805	1816		1835		1845			1905	1916		1935				
Leicester (LEI) d	1736	1739	1745			1806	1818		1836	1843	1847			1906	1918		1936	1938			
Syston (SYS) d		1749								1851							1948				
Sileby (SIL) d		1754		←						1856			←				1953				
Barrow Upon Soar (BWS) d		1758		1758						1900			1900				1957				
Loughborough (LBO) d	1746	↘		1804			1828		1846			↘		1905		1928		1946		↘	
East Midlands Parkway (EMD) ← d	1753			1813			1835		1854					1914		1935		1954			
Attenborough (ATB) d				1820										1920							
Beeston (BEE) d				1824				1842						1924							
Nottingham (NOT) 8 a			1807	1831			1852					1908		1930		1950					
Newark Castle (NCT) a				1902										1958							
Lincoln (LCN) a				1931										2023							
Grimsby Town (GMB) a																					
Long Eaton (LGE) d	1759								1900												1959
Derby (DBY) 6 a	1808					1827			1909					1927							2007
Chesterfield (CHD) a	1828					1845			1928					1946							2026
Sheffield (SHF) 7 a	1843					1900			1942					1959							2040

NOTES (see introductory pages for explanation of train operator codes and standard symbols)

- a Arrival time
- d Departure time
- c Arrives 3 minutes earlier
- A To Cleethorpes

London to Kettering, Corby, Leicester, Nottingham, Derby, Chesterfield and Sheffield

Saturdays

Operator		EM	EM	EM	EM	EM	EM	EM	EM	EM	EM	EM	EM	EM	EM	EM	EM	EM	
1st Class/Reservations/Bus		1	1	1	1	1	1	1	1	1	1	1	1	1	1	1	1	1	
Catering facilities		⊕	⊕	⊕	⊕	⊕	⊕	⊕	⊕	⊕	⊕	⊕	⊕	⊕	⊕	⊕	⊕	⊕	
St Pancras International (STP)	⊕ ⊕ 15 d	1835		1845	1902	1905	1915	1932		1935			1945	2002	2005	2015	2032		2035
Luton Airport Parkway (LTN)	← 7 d			1907			1937						2007			2037			
Luton (LUT)	10 d			1910			1940						2010			2040			
Bedford (BDM)	7 d			1926			1956						2026			2056			
Wellingborough (WEL)	d			1938			2008						2038			2108			
Kettering (KET)	a	1921		1945		1952	2015			2021			2045		2052	2115			2121
Kettering (KET)	d	1922		1946		1954	2016			2022			2046		2053	2116			2122
Corby (COR)	d			1954a			2024a						2054a			2124a			
Oakham (OKM)	a																		
Melton Mowbray (MMO)	a																		
Market Harborough (MHR)	d	1932				2004				2032					2103				2132
Leicester (LEI)	a	1944			2005	2017		2036		2046			2105	2116		2135			2145
Leicester (LEI)	d	1946			2006	2018		2037	2043	2047			2106	2117		2136	2141		2146
Syston (SYS)	d								2050									2149	
Sileby (SIL)	d								2055									2154	
Barrow Upon Soar (BWS)	d			1957					2059			2059						2158	2158
Loughborough (LBO)	d			2003		2028		2047				2105		2128		2146			2204
East Midlands Parkway (EMD)	← d			2011		2035		2054			2100	2113		2136		2154			2213
Attenborough (ATB)	d			2017								2120							2220
Beeston (BEE)	d			2021		2042						2124			2142				2224
Nottingham (NOT)	⊕ 8 a	2009	2029		2048						2110	2130		2148					2207
Newark Castle (NCT)	a			2056								2205							
Lincoln (LCN)	a			2126								2232							
Grimsby Town (GMB)	a																		
Long Eaton (LGE)	d							2059						2121				2200	
Derby (DBY)	6 a				2027			2108						2130				2211	
Chesterfield (CHD)	a				2047			2127						2149				2230	
Sheffield (SHF)	⊕ 7 a				2101			2141						2202				2243	

Operator		EM	EM	EM	EM	EM	EM	EM	EM	EM	EM	EM	
1st Class/Reservations/Bus		⊕	1	1	1	1	1	1	1	1	1	1	
Catering facilities		⊕	⊕	⊕	⊕	⊕	⊕	⊕	⊕	⊕	⊕	⊕	
St Pancras International (STP)	⊕ ⊕ 15 d	2045	2102	2105	2115	2132	2135	2145	2215		2218	2232	2235
Luton Airport Parkway (LTN)	← 7 d	2107			2137			2207			2240		
Luton (LUT)	10 d	2110			2140			2210			2243		
Bedford (BDM)	7 d	2126			2156			2228			2259		2316
Wellingborough (WEL)	d	2138			2208			2240			2310		2335a
Kettering (KET)	a	2145		2152	2215		2224	2247	2302		2319	2318	
Kettering (KET)	d	2146		2153	2216		2225	2248	2304			2319	
Corby (COR)	d	2154a			2224a			2256a					
Oakham (OKM)	a												
Melton Mowbray (MMO)	a												
Market Harborough (MHR)	d			2203			2235		2314			2329	
Leicester (LEI)	a		2205	2217		2235	2248		2327			2342	
Leicester (LEI)	d		2206	2218		2236	2249		2328	2333		2345	
Syston (SYS)	d												
Sileby (SIL)	d												
Barrow Upon Soar (BWS)	d												
Loughborough (LBO)	d			2228		2246	2259		2338	2344		2355	
East Midlands Parkway (EMD)	← d			2235		2254	2306		2345	2352		0002	
Attenborough (ATB)	d									2358			
Beeston (BEE)	d			2242						0002		0013	
Nottingham (NOT)	⊕ 8 a			2248			2316			0008		0018	
Newark Castle (NCT)	a												
Lincoln (LCN)	a												
Grimsby Town (GMB)	a												
Long Eaton (LGE)	d											0037	
Derby (DBY)	6 a		2227			2304			2355			0046	
Chesterfield (CHD)	a		2245			2329							
Sheffield (SHF)	⊕ 7 a		2258			2341							

NOTES (see introductory pages for explanation of train operator codes and standard symbols)

- a Arrival time
- d Departure time

London to Kettering, Corby, Leicester, Nottingham, Derby, Chesterfield and Sheffield

Sundays

Operator 1st Class/Reservations/Bus Catering facilities	EM ◇	EM 1◇ CP	EM ◇	EM 1◇ CP	EM 1◇ CP	EM ◇	EM 1◇ CP	EM 1◇ CP	EM ◇	EM 1◇ CP	EM ◇	EM 1◇ CP	EM ◇	EM 1◇ CP	EM ◇	EM 1◇ CP	EM ◇	EM 1◇ CP	EM ◇
St Pancras International (STP) 15 d				0900	0930		1000	1030		1100		1130	1202	1214	1234		1302	1314	
Luton Airport Parkway (LTN) 7 d				0932	1002		1033	1103		1133		1204		1236	1257				1336
Luton (LUT) 10 d				0936			1037			1137				1239					1339
Bedford (BDM) 7 d				1000	1030		1100	1130		1200		1224		1255	1311				1355
Wellingborough (WEL) d				1012	1042		1112	1142		1212		1235		1306	1323				1407
Kettering (KET) a				1018	1048		1118	1148		1218		1241		1315	1329				1414
Kettering (KET) d	0945		1015	1019	1049	1100	1119	1149	1202	1219	1230	1242		1316	1330	1348			1416
Corby (COR) d	0953a		1023a			1108a			1210a	1238a				1324a		1356a			1424a
Oakham (OKM) a																			
Melton Mowbray (MMO) a																			
Market Harborough (MHR) d				1029	1059		1129	1159		1229		1252	1257		1340			1355	
Leicester (LEI) a				1043	1113		1143	1216		1243		1306	1311		1354			1409	
Leicester (LEI) d		1015		1044	1114		1144	1218		1244		1308	1313		1356			1411	
Syston (SYS) d																			
Sileby (SIL) d																			
Barrow Upon Soar (BWS) d																			
Loughborough (LBO) d		1025		1054	1124		1154	1228		1254			1323		1406			1421	
East Midlands Parkway (EMD) 4 d		1032		1102	1132		1202	1235		1302			1330		1414			1428	
Attenborough (ATB) d																			
Beeston (BEE) d				1108			1208			1308					1421				
Nottingham (NOT) 8 a				1115			1214			1315		1329			1427				
Newark Castle (NCT) a																			
Lincoln (LCN) a																			
Grimsby Town (GMB) a																			
Long Eaton (LGE) d		1037			1136			1240						1335				1433	
Derby (DBY) 6 a		1048			1145			1250						1344				1442	
Chesterfield (CHD) a		1111			1209			1310						1409				1510	
Sheffield (SHF) 7 a		1126			1224			1327						1428				1527	

Operator 1st Class/Reservations/Bus Catering facilities	EM 1◇ CP	EM ◇	EM 1◇ CP	EM ◇	EM 1◇ CP	EM ◇	EM 1◇ CP	EM 1◇ CP	EM ◇	EM 1◇ CP	EM ◇	EM 1◇ CP	EM ◇	EM 1◇ CP	EM ◇	EM 1◇ CP	EM ◇	EM 1◇ CP	EM ◇
St Pancras International (STP) 15 d	1334		1402	1414	1434	1444	1502	1514	1532	1535	1544	1602	1605	1614	1632	1635	1644	1702	
Luton Airport Parkway (LTN) 7 d	1357			1436		1506		1536			1606			1636			1706		
Luton (LUT) 10 d	1400			1439		1509		1539			1609			1639			1709		
Bedford (BDM) 7 d	1414			1455		1525		1555			1625			1655			1725		
Wellingborough (WEL) d	1426			1507		1537		1607			1637			1706			1737		
Kettering (KET) a	1432			1514	1520	1545		1615	1617	1623	1645		1650	1715		1721	1745		
Kettering (KET) d	1433	1446		1516	1521	1547		1617	1618	1624	1647		1651	1717		1722	1747		
Corby (COR) d		1454a		1524a		1555a		1625a			1655a			1725a			1755a		
Oakham (OKM) a																			
Melton Mowbray (MMO) a																			
Market Harborough (MHR) d	1443		1455		1531		1555			1634		1655	1701			1732			
Leicester (LEI) a	1500		1509		1545		1609		1640	1652		1708	1718		1737	1746		1805	
Leicester (LEI) d	1502		1511		1547		1611		1642	1653		1709	1719		1738	1748		1806	
Syston (SYS) d																			
Sileby (SIL) d																			
Barrow Upon Soar (BWS) d																			
Loughborough (LBO) d	1512		1521		1557		1621		1652	1703			1729		1748				
East Midlands Parkway (EMD) 4 d	1519		1529		1605		1629		1659	1711		1723	1737		1755	1802		1820	
Attenborough (ATB) d																			
Beeston (BEE) d	1527				1611				1717			1743			1808				
Nottingham (NOT) 8 a	1534				1623				1723			1750			1815				
Newark Castle (NCT) a																			
Lincoln (LCN) a																			
Grimsby Town (GMB) a																			
Long Eaton (LGE) d			1533				1633		1704						1800				
Derby (DBY) 6 a			1542				1642		1713			1733			1809				1830
Chesterfield (CHD) a			1609				1710		1733			1751			1831				1848
Sheffield (SHF) 7 a			1627				1727		1749			1806			1846				1905

NOTES (see introductory pages for explanation of train operator codes and standard symbols)

- a Arrival time
- d Departure time

Sheffield, Chesterfield, Derby, Nottingham, Leicester, Corby and Kettering to London

Mondays to Fridays

Operator	EM	EM MX	EM MO	EM	EM	EM	EM	EM	EM	EM	EM	EM	EM	EM	EM	EM
Days of operation/Notes 1st Class/Reservations/Bus Catering facilities	◇	1◇ ⚡	1◇ ⚡	◇	1◇ ⚡	◇	1◇ ⚡	◇	1◇ ⚡	◇	1◇ ⚡	◇	1◇ ⚡	1◇ ⚡	◇	1◇ ⚡
Sheffield (SHF)							0458						0530			0556
Chesterfield (CHD)	d						0510						0543			0608
Derby (DBY)	6 d		0413	0440		0447	0530						0602			0628
Long Eaton (LGE)	d			0448		0456	0538						0611			0636
Grimsby Town (GMB)	d															
Lincoln (LCN)	d															
Newark Castle (NCT)	d															
Nottingham (NOT)	8 d				0514	0531				0549					0611	
Beeston (BEE)	d				0520										0618	
Attenborough (ATB)	d															0649
East Midlands Parkway (EMD) ←	d		0424	0453		0527	0542	0543				←	0615		0624	0641
Loughborough (LBO)	d		0431	0500		0534	0551	0550				→			0632	0648
Barrow Upon Soar (BWS)	d						→									
Sileby (SIL)	d												0556			
Syston (SYS)	d												0600			
Leicester (LEI)	a		0441	0510		0544		0600		0609	0615		0629		0642	0658
Leicester (LEI)	d		0447	0512		0547		0602		0610			0630		0643	0700
Market Harborough (MHR)	d			0525		0600				0624					0657	
Melton Mowbray (MMO)	d															
Oakham (OKM)	d															
Corby (COR)	d	0432			0537				0610					0638		0709
Kettering (KET)	a	0440	0534	0534	0545	0609			0618	0633				0646	0706	0717
Kettering (KET)	d	0440	0535	0535	0545	0611			0618	0636				0647	0707	0717
Wellingborough (WEL)	d	0448			0553				0626					0655		0725
Bedford (BDM)	7 d				0609				0640					0710		0740
Luton (LUT)	10 d				0625				0656					0726		0756
Luton Airport Parkway (LTN) ← 7 d		0532	0613	0613	0628				0659					0729		0759
St Pancras International (STP) Ⓢ ↻ 15 a		0602	0636	0636	0651	0701		0709	0724	0735			0739	0754	0757	0808

Operator	EM	EM	EM	EM	EM	EM	EM	EM	EM	EM	EM	EM	EM	EM	EM	EM
1st Class/Reservations/Bus Catering facilities	◇	1◇ ⚡	◇	1◇ ⚡	1◇ ⚡	◇	◇	1◇ ⚡	◇	1◇ ⚡	◇	1◇ ⚡	1◇ ⚡	◇	1◇ ⚡	◇
Sheffield (SHF)		0630				0700						0734				0757
Chesterfield (CHD)	d		0644			0713						0746				0811
Derby (DBY)	6 d		0705			0733						0806				0832
Long Eaton (LGE)	d					0741										0840
Grimsby Town (GMB)	d															
Lincoln (LCN)	d				0614				0640							
Newark Castle (NCT)	d				0642				0714							
Nottingham (NOT)	8 d				0712				0727	0749					0813	0824
Beeston (BEE)	d				0718				0733						0819	0831
Attenborough (ATB)	d								0737							0835
East Midlands Parkway (EMD) ←	d				0727c				0744	0759	←				0825	0842
Loughborough (LBO)	d	0659	0719			0750			0753		→	0753	0820			0845
Barrow Upon Soar (BWS)	d		0704								→	0758				0852
Sileby (SIL)	d		0708									0804				0857
Syston (SYS)	d		0714									0810				→
Leicester (LEI)	a	0723	0729		0740	0800			0812	0818		0830			0839	0903
Leicester (LEI)	d		0731		0743	0801			0814			0831			0842	0904
Market Harborough (MHR)	d				0757				0827						0855	
Melton Mowbray (MMO)	d														0815	
Oakham (OKM)	d														0827	
Corby (COR)	d			0739			0808					0839		0848		0910
Kettering (KET)	a		0747	0806		0816			0836			0847		0857	0906	
Kettering (KET)	d			0747	0808		0816		0837			0847				0919
Wellingborough (WEL)	d			0756		0825						0855		0912		0927
Bedford (BDM)	7 d			0810		0839						0911				0941
Luton (LUT)	10 d			0825		0855						0926				0956
Luton Airport Parkway (LTN) ← 7 d				0828		0858						0929				0959
St Pancras International (STP) Ⓢ ↻ 15 a		0838	0851	0856	0909	0921			0927			0939	0953		1006	1009

NOTES (see introductory pages for explanation of train operator codes and standard symbols)

- a Arrival time
- d Departure time
- c Arrives 3 minutes earlier

- MO Mondays only
- MX Not Mondays

Sheffield, Chesterfield, Derby, Nottingham, Leicester, Corby and Kettering to London

Mondays to Fridays

Operator 1st Class/Reservations/Bus Catering facilities	EM ◇ ꣳ	EM ◇	EM ꣳ ꣳ	EM ◇	EM ꣳ ꣳ	EM ꣳ ꣳ	EM ◇	EM ◇	EM ◇	EM ꣳ ꣳ	EM ◇	EM ꣳ ꣳ	EM ◇	EM ꣳ ꣳ	EM ◇	EM ꣳ ꣳ	EM ◇
Sheffield (SHF)	7 d			0837									0937				1000
Chesterfield (CHD)	d			0849				0900					0949				1013
Derby (DBY)	6 d			0909				0932					1009				1032
Long Eaton (LGE)	d							0941									1041
Grimsby Town (GMB)	d									0741						0840	
Lincoln (LCN)	d									0838						0935	
Newark Castle (NCT)	d									0906						1003	
Nottingham (NOT)	8 d	0850				0912				0929	0950				1012	1027	
Beeston (BEE)	d					0918				0935					1018	1033	
Attenborough (ATB)	d									0939						1037	
East Midlands Parkway (EMD)	← d					0925	0945			0946		←			1025	1044	1045
Loughborough (LBO)	d		←			0932	0953			0955		←			1032	1053	1053
Barrow Upon Soar (BWS)	d										→						1058
Sileby (SIL)	d		0857										1000			→	1102
Syston (SYS)	d		0901										1004				1108
Leicester (LEI)	a	0910	0916	0929		0942	1003			1012	1019	1029		1042		1103	1116
Leicester (LEI)	d	0912		0930		0943	1004			1013		1032		1043		1104	
Market Harborough (MHR)	d	0926				0957				1026				1057			
Melton Mowbray (MMO)	d																
Oakham (OKM)	d																
Corby (COR)	d					0939		1010					1038				
Kettering (KET)	a	0935				0947	1006	1018		1035			1046	1106			
Kettering (KET)	d	0936				0948	1007	1019		1036			1047	1107			
Wellingborough (WEL)	d					0956		1027					1055				
Bedford (BDM)	7 d					1010		1040					1110				
Luton (LUT)	10 d					1025		1056					1126				
Luton Airport Parkway (LTN)	← 7 d					1029		1059					1129				
St Pancras International (STP)	⊙ 15 a	1027		1039	1052	1055	1109	1123		1127		1138	1152	1155			1209

Operator 1st Class/Reservations/Bus Catering facilities	EM ◇	EM ꣳ ꣳ	EM ꣳ ꣳ	EM ◇	EM ꣳ ꣳ	EM ◇	EM ꣳ ꣳ	EM ◇	EM ◇	EM ◇	EM ꣳ ꣳ	EM ꣳ ꣳ	EM ◇	EM ꣳ ꣳ	EM ◇	EM ꣳ ꣳ	EM ◇	
Sheffield (SHF)	7 d			1037				1100					1137				1200	
Chesterfield (CHD)	d			1049				1113					1149				1212	
Derby (DBY)	6 d			1110				1132					1209				1232	
Long Eaton (LGE)	d							1141									1240	
Grimsby Town (GMB)	d															1040		
Lincoln (LCN)	d							1034								1135		
Newark Castle (NCT)	d							1104								1203		
Nottingham (NOT)	8 d		1050			1112	1127					1151			1212	1227		
Beeston (BEE)	d					1118	1133								1218	1233		
Attenborough (ATB)	d						1137									1237		
East Midlands Parkway (EMD)	← d					1127	1144	1145		←					1225	1244	1245	
Loughborough (LBO)	d					1134	1153	1153		1153					1232	1253	1252	
Barrow Upon Soar (BWS)	d						→			1158							1252	
Sileby (SIL)	d									1202							1252	
Syston (SYS)	d									1208							1252	
Leicester (LEI)	a		1110	1131		1144		1203	1216		1211	1229		1242		1302		
Leicester (LEI)	d		1112	1133		1145		1204			1213	1232		1243		1303		
Market Harborough (MHR)	d		1126			1159					1226			1257				
Melton Mowbray (MMO)	d																	
Oakham (OKM)	d																	
Corby (COR)	d	1110				1139				1203			1239				1309	
Kettering (KET)	a	1118	1135			1147	1208			1211	1235		1247	1306			1317	
Kettering (KET)	d	1119	1137			1147	1209			1211	1237		1247	1307			1318	
Wellingborough (WEL)	d	1127				1156				1219			1255				1327	
Bedford (BDM)	7 d					1210				1238e			1310				1340	
Luton (LUT)	10 d					1225				1255			1325				1356	
Luton Airport Parkway (LTN)	← 7 d					1228				1258			1328				1359	
St Pancras International (STP)	⊙ 15 a	1222	1227	1239	1251	1255		1308		1321	1327	1339	1351	1354			1409	1422

NOTES (see introductory pages for explanation of train operator codes and standard symbols)

- a Arrival time
- d Departure time
- e Arrives 5 minutes earlier

Sheffield, Chesterfield, Derby, Nottingham, Leicester, Corby and Kettering to London

Mondays to Fridays

Operator 1st Class/Reservations/Bus Catering facilities	EM 11 ♣	EM ◇	EM 11 ♣	EM ◇	EM 11 ♣	EM 11 ♣	EM ◇	EM ◇	EM ◇	EM 11 ♣	EM ◇	EM 11 ♣	EM ◇	EM 11 ♣	EM 11 ♣	EM 11 ♣	EM ◇
Sheffield (SHF) 7 d			1237				1300					1337				1400	
Chesterfield (CHD) d			1249				1313					1349				1412	
Derby (DBY) 6 d			1309				1332					1409				1432	
Long Eaton (LGE) d							1341									1440	
Grimsby Town (GMB) d																	1240
Lincoln (LCN) d									1236								1335
Newark Castle (NCT) d									1304								1404
Nottingham (NOT) 8 d	1250				1312				1328	1350				1412			1427
Beeston (BEE) d					1318				1335					1418			1434
Attenborough (ATB) d									1339								1438
East Midlands Parkway (EMD) ← d		←			1326	1345			1346		←			1425	1445		1445
Loughborough (LBO) d		1253			1334	1353			1354		1354			1432	1452		1453
Barrow Upon Soar (BWS) d		1258							→								→
Sileby (SIL) d		1302										1400					
Syston (SYS) d		1308										1404					
Leicester (LEI) a	1310	1316	1329		1344	1403				1410	1417	1429		1442	1502		
Leicester (LEI) d	1313		1332		1345	1404				1413		1432		1443	1504		
Market Harborough (MHR) d	1326				1358					1426				1457			
Melton Mowbray (MMO) d																	
Oakham (OKM) d													1440			1507	
Corby (COR) d				1339			1406						1440			1507	
Kettering (KET) a	1335			1347	1407		1414			1435			1448	1506		1515	
Kettering (KET) d	1337			1347	1408		1414			1437			1448	1507		1515	
Wellingborough (WEL) d				1355	1408		1423						1456			1523	
Bedford (BDM) 7 d				1410			1441						1510			1541	
Luton (LUT) 10 d				1425			1456						1525			1556	
Luton Airport Parkway (LTN) ← 7 d				1428			1459						1528			1559	
St Pancras International (STP) ⊕ 15 a	1427		1442	1451	1455	1509	1522			1526		1539	1551	1554	1609	1622	









Operator 1st Class/Reservations/Bus Catering facilities	EM 11 ♣	EM ◇	EM 11 ♣	EM ◇	EM 11 ♣	EM 11 ♣	EM ◇	EM ◇	EM ◇	EM 11 ♣	EM ◇	EM 11 ♣	EM ◇	EM 11 ♣	EM 11 ♣	EM ◇	EM ◇
Sheffield (SHF) 7 d			1437				1500					1537				1600	
Chesterfield (CHD) d			1449				1512					1549				1613	
Derby (DBY) 6 d			1509				1532					1609				1632	
Long Eaton (LGE) d							1540									1641	
Grimsby Town (GMB) d																	1438
Lincoln (LCN) d									1437								1533
Newark Castle (NCT) d									1504								1559
Nottingham (NOT) 8 d	1450				1512				1528	1550				1612			1628
Beeston (BEE) d					1518				1534					1618			1634
Attenborough (ATB) d									1538								1638
East Midlands Parkway (EMD) ← d		←			1525	1545			1545		←			1625	1645		1645
Loughborough (LBO) d		1453			1532	1552			1554		1554			1632	1653		1654
Barrow Upon Soar (BWS) d		1459							→								→
Sileby (SIL) d		1503										1603					
Syston (SYS) d		1508										1609					
Leicester (LEI) a	1510	1517	1529		1542	1602				1610	1617	1629		1642	1703		
Leicester (LEI) d	1511		1531		1543	1603				1612		1630		1643	1704		
Market Harborough (MHR) d	1526				1557					1625				1657			
Melton Mowbray (MMO) d																	
Oakham (OKM) d													1640			1706	
Corby (COR) d				1540			1610						1640			1706	
Kettering (KET) a	1535			1548	1606		1618			1635			1648	1706		1714	
Kettering (KET) d	1537			1548	1607		1618			1636			1648	1707		1715	
Wellingborough (WEL) d				1556			1627						1656			1727f	
Bedford (BDM) 7 d				1610			1640						1712	1726c		1741	
Luton (LUT) 10 d				1626			1656						1727			1756	
Luton Airport Parkway (LTN) ← 7 d				1629			1659						1730			1759	
St Pancras International (STP) ⊕ 15 a	1627		1639	1653	1656	1709	1723			1728		1740	1753	1806	1809	1823	

NOTES (see introductory pages for explanation of train operator codes and standard symbols)

- a Arrival time
- d Departure time
- c Arrives 3 minutes earlier
- f Arrives 4 minutes earlier

Sheffield, Chesterfield, Derby, Nottingham, Leicester, Corby and Kettering to London

Mondays to Fridays












Operator 1st Class/Reservations/Bus Catering facilities	EM 1◇ ♣	EM ◇	EM 1◇ ♣	EM 1◇ ♣	EM ◇	EM ◇	EM 1◇ ♣	EM ◇	EM ◇
Sheffield (SHF)  d			2101				2145		
Chesterfield (CHD) d			2113				2201		
Derby (DBY)  d			2134				2220		
Long Eaton (LGE) d			2142				2229		
Grimsby Town (GMB) d									
Lincoln (LCN) d									
Newark Castle (NCT) d									
Nottingham (NOT)  d	2049			2140		2158			2320
Beeston (BEE) d	2055			2149		2205			2326
Attenborough (ATB) d						2209			
East Midlands Parkway (EMD)  d	2102		2147	2156		2216	2233		2333
Loughborough (LBO) d	2110		2154			2224	2241		2341
Barrow Upon Soar (BWS) d						2230			
Sileby (SIL) d						2234			
Syston (SYS) d						2239			
Leicester (LEI) a	2121		2204	2210		2248	2251		2353
Leicester (LEI) d	2123		2206	2215			2252		
Market Harborough (MHR) d	2137			2228			2305		
Melton Mowbray (MMO) d									
Oakham (OKM) d									
Corby (COR) d		2142			2233			2310	
Kettering (KET) a	2146	2150		2237	2241		2314	2318	
Kettering (KET) d	2147	2151		2240	2242		2315		
Wellingborough (WEL) d		2159			2250				
Bedford (BDM)  d		2213			2304				
Luton (LUT)  d		2229			2322				
Luton Airport Parkway (LTN)  d		2232		2316	2325				
St Pancras International (STP)  a	2239	2255	2316	2352	2358		0023		









NOTES (see introductory pages for explanation of train operator codes and standard symbols)

- a Arrival time
d Departure time

Sheffield, Chesterfield, Derby, Nottingham, Leicester, Corby and Kettering to London

Saturdays

Operator 1st Class/Reservations/Bus Catering facilities	EM ◇	EM 1◇ ⚡	EM ◇	EM 1◇ ⚡	EM 1◇ ⚡	EM ◇	EM ◇	EM 1◇ ⚡	EM ◇	EM 1◇ ⚡	EM ◇	EM 1◇ ⚡	EM ◇	EM 1◇ ⚡	EM ◇	EM 1◇ ⚡	EM ◇	EM 1◇ ⚡		
Sheffield (SHF)  d		1837			1901							1934			2001				2030	
Chesterfield (CHD) d		1849			1913							1946			2013				2042	
Derby (DBY)  d		1909			1933							2011			2033				2102	
Long Eaton (LGE) d					1941										2041					
Grimsby Town (GMB) d																	1839			
Lincoln (LCN) d								1830									1935			
Newark Castle (NCT) d								1858									2003			
Nottingham (NOT)  d				1912				1928	1950					2012			2033	2050		
Beeston (BEE) d				1918				1934						2018			2039			
Attenborough (ATB) d								1938									2043			
East Midlands Parkway (EMD)  d				1924	1945			1945						2024	2046		2050		2112	
Loughborough (LBO) d	1856			1932	1953			1953						2032	2053		2058		2058	2119
Barrow Upon Soar (BWS) d	1901											1958							2103	
Sileby (SIL) d	1905											2002							2107	
Syston (SYS) d	1913											2007							2112	
Leicester (LEI) a	1922	1929		1942	2003				2010	2016	2031			2042	2103			2110	2120	2129
Leicester (LEI) d		1932		1943	2004				2013		2032			2043	2104			2114		
Market Harborough (MHR) d				1956					2026					2056				2127		
Melton Mowbray (MMO) d																				
Oakham (OKM) d																				
Corby (COR) d			1940				2010						2040			2110				
Kettering (KET) a			1948	2005			2018		2035				2048	2105		2118		2136		
Kettering (KET) d			1948	2006			2019		2036				2048	2106		2119		2137		
Wellingborough (WEL) d			1956				2028						2056			2128				
Bedford (BDM)  d			2010				2040						2110			2141		2155		
Luton (LUT)  d			2025				2055						2125			2157				
Luton Airport Parkway (LTN)  d			2028				2058						2128			2200				
St Pancras International (STP)  a		2039	2051	2054	2109	2121			2126		2138	2151	2154	2208	2223			2234		









Operator 1st Class/Reservations/Bus Catering facilities	EM ◇	EM ◇	EM 1◇ ⚡	EM 1◇ ⚡	EM ◇	EM ◇	EM ◇	EM ◇
Sheffield (SHF)  d				2100				
Chesterfield (CHD) d				2114				
Derby (DBY)  d				2135				
Long Eaton (LGE) d				2144				
Grimsby Town (GMB) d								
Lincoln (LCN) d					2042			
Newark Castle (NCT) d					2110			
Nottingham (NOT)  d			2125		2149		2233	2318
Beeston (BEE) d			2131		2155		2239	2324
Attenborough (ATB) d					2159		2243	
East Midlands Parkway (EMD)  d			2137	2149	2206		2250	2332
Loughborough (LBO) d			2145	2157	2214		2259	2340
Barrow Upon Soar (BWS) d					2219		2304	
Sileby (SIL) d					2223		2308	
Syston (SYS) d					2228		2314	
Leicester (LEI) a			2155	2207	2237		2322	2351
Leicester (LEI) d			2156					
Market Harborough (MHR) d			2209					
Melton Mowbray (MMO) d								
Oakham (OKM) d								
Corby (COR) d	2140	2201				2240		
Kettering (KET) a	2148	2209	2218			2248		
Kettering (KET) d	2148		2219					
Wellingborough (WEL) d	2156		2227					
Bedford (BDM)  d	2210							
Luton (LUT)  d	2225							
Luton Airport Parkway (LTN)  d	2228							
St Pancras International (STP)  a	2251		2316					









NOTES (see introductory pages for explanation of train operator codes and standard symbols)

- a Arrival time
- d Departure time

Sheffield, Chesterfield, Derby, Nottingham, Leicester, Corby and Kettering to London

Sundays

Operator 1st Class/Reservations/Bus Catering facilities	EM 1◇	EM 1◇	EM 1◇	EM 1◇	EM 1◇	EM ◇	EM 1◇	EM ◇	EM 1◇	EM 1◇	EM ◇	EM 1◇	EM 1◇	EM ◇	EM 1◇	EM 1◇	EM ◇	EM 1◇	EM ◇
Sheffield (SHF)  d					0823					0926					1052			1152	
Chesterfield (CHD) d					0835					0938					1105			1204	
Derby (DBY)  d	0700			0751	0855					0958					1126			1225	
Long Eaton (LGE) d				0759	0903					1007					1135			1235	
Grimsby Town (GMB) d																			
Lincoln (LCN) d																			
Newark Castle (NCT) d																			
Nottingham (NOT)  d		0724			0821			0926				1016					1209		
Beeston (BEE) d					0827							1116					1215		
Attenborough (ATB) d																			
East Midlands Parkway (EMD)  d	0711	0734	0804	0833	0908			0936		1011	1026			1122	1140		1221	1239	
Loughborough (LBO) d		0741	0811	0841	0915			0943		1019	1033			1130	1147		1229	1247	
Barrow Upon Soar (BWS) d																			
Sileby (SIL) d																			
Syston (SYS) d																			
Leicester (LEI) a	0725	0752	0822	0852	0926			0954		1030	1044			1141	1158		1240	1258	
Leicester (LEI) d	0726	0753	0823	0853	0927			0956		1031	1046			1144	1200		1242	1259	
Market Harborough (MHR) d	0743	0810	0840	0910	0944			1013		1044	1059			1158	1213		1256	1312	
Melton Mowbray (MMO) d																			
Oakham (OKM) d																			
Corby (COR) d						1000		1038				1141				1227			1310 1341
Kettering (KET) a	0752	0819	0849	0919	0953	1008	1022	1046	1053	1108	1149	1207		1235	1305		1318	1349	
Kettering (KET) d	0753	0820	0850	0920	0954			1023		1054	1109	1149	1208	1235	1306		1318	1349	
Wellingborough (WEL) d	0800	0827	0857	0927	1001			1031		1101	1116	1158		1244			1326	1357	
Bedford (BDM)  d	0812	0844	0914	0944	1014			1044		1114	1130	1210		1256			1339	1410	
Luton (LUT)  d	0834			1004				1103				1225		1312			1355	1425	
Luton Airport Parkway (LTN)  d	0838	0907	0937	1007	1039			1107		1136	1154	1228		1315			1358	1428	
St Pancras International (STP)  a	0916	0942	1012	1042	1111			1142		1210	1219	1252	1256	1308	1339	1353	1408	1422	1452

Operator 1st Class/Reservations/Bus Catering facilities	EM 1◇	EM 1◇	EM ◇	EM 1◇	EM ◇	EM 1◇	EM 1◇	EM ◇	EM 1◇	EM ◇	EM 1◇	EM 1◇	EM ◇	EM 1◇	EM 1◇	EM ◇	EM 1◇	EM 1◇	EM ◇
Sheffield (SHF)  d		1252		1331				1351		1432				1451			1531		1551
Chesterfield (CHD) d		1304		1344				1404		1446				1504			1544		1604
Derby (DBY)  d		1325		1406				1425		1506				1528			1606		1628
Long Eaton (LGE) d		1335						1434						1538					1637
Grimsby Town (GMB) d																			
Lincoln (LCN) d																			
Newark Castle (NCT) d																			
Nottingham (NOT)  d	1310					1410						1506				1547			1610
Beeston (BEE) d	1316					1416						1512							1616
Attenborough (ATB) d																			
East Midlands Parkway (EMD)  d	1323	1339		1416		1423	1439		1516		1520	1542		1557	1616		1623	1642	
Loughborough (LBO) d	1330	1347				1430	1446				1528	1550					1630	1649	
Barrow Upon Soar (BWS) d																			
Sileby (SIL) d																			
Syston (SYS) d																			
Leicester (LEI) a	1341	1358		1430		1441	1457		1530		1541	1601		1611	1630		1641	1700	
Leicester (LEI) d	1343	1359		1432		1443	1459		1532		1543	1602		1613	1632		1643	1702	
Market Harborough (MHR) d	1356	1412				1456	1512				1556			1626			1656		
Melton Mowbray (MMO) d																			
Oakham (OKM) d																			
Corby (COR) d			1410		1440			1510		1540				1610			1640		
Kettering (KET) a	1405		1418		1448	1505		1518		1548	1605			1618	1635		1648	1705	
Kettering (KET) d	1406		1418		1448	1506		1518		1548	1606			1618	1636		1648	1706	
Wellingborough (WEL) d			1426		1456			1526		1556				1626			1656		
Bedford (BDM)  d			1439		1509			1539		1609				1639			1709		
Luton (LUT)  d			1455		1525			1555		1625				1655			1725		
Luton Airport Parkway (LTN)  d			1458		1528			1558		1628				1658			1728		
St Pancras International (STP)  a	1455	1508	1522	1539	1552	1556	1609	1622	1639	1652	1655	1709	1722	1727	1739	1752	1755	1809	

NOTES (see introductory pages for explanation of train operator codes and standard symbols)

- a Arrival time
- d Departure time

Sheffield, Chesterfield, Derby, Nottingham, Leicester, Corby and Kettering to London

Sundays

Operator 1st Class/Reservations/Bus Catering facilities	EM ◇	EM 1◇ CP	EM 1◇ CP	EM ◇	EM 1◇ CP	EM 1◇ CP	EM ◇	EM 1◇ CP	EM 1◇ CP	EM ◇	EM 1◇ CP	EM 1◇ CP	EM ◇	EM 1◇ CP	EM ◇	EM 1◇ CP	EM ◇	EM 1◇ CP	EM ◇
Sheffield (SHF) 7 d			1628			1651			1728			1751							1851
Chesterfield (CHD) d			1640			1703			1741			1803							1903
Derby (DBY) 6 d			1701			1725			1802			1826							1923
Long Eaton (LGE) d						1734						1834							1932
Grimsby Town (GMB) d																			
Lincoln (LCN) d																			
Newark Castle (NCT) d																			
Nottingham (NOT) 8 d		1647			1710			1745			1810			1845		1906			
Beeston (BEE) d					1716						1816					1912			
Attenborough (ATB) d																			
East Midlands Parkway (EMD) d		1657	1712		1723	1739		1757	1813		1823	1839		1857		1919	1937		
Loughborough (LBO) d			1719		1730	1746					1830	1846				1926	1944		
Barrow Upon Soar (BWS) d																			
Sileby (SIL) d																			
Syston (SYS) d																			
Leicester (LEI) a		1711	1730		1741	1757		1811	1827		1841	1857		1911		1937	1955		
Leicester (LEI) d		1713	1732		1743	1802		1813	1829		1843	1902		1913		1943	1959		
Market Harborough (MHR) d		1726			1756			1826	1842		1856			1926		1956			
Melton Mowbray (MMO) d																			
Oakham (OKM) d																			
Corby (COR) d	1710			1740			1810			1840			1910		1940				2005
Kettering (KET) a	1718	1735		1748	1805		1818	1835		1848	1905		1918	1935	1948	2005			2013
Kettering (KET) d	1718	1736		1748	1806		1818	1836		1848	1906		1918	1936	1948	2006			2018
Wellingborough (WEL) d	1726			1756			1826			1856			1926		1956				2026
Bedford (BDM) 7 d	1739			1809			1839			1909			1940		2009				2039
Luton (LUT) 10 d	1755			1825			1855			1925			1956		2025		2044		2055
Luton Airport Parkway (LTN) 7 d	1758			1828			1858			1928			1959		2028				2058
St Pancras International (STP) 15 a	1822	1827	1839	1852	1855	1909	1922	1927	1939	1952	1955	2009	2023	2027	2052	2055	2108	2122	

Operator 1st Class/Reservations/Bus Catering facilities	EM 1◇ CP	EM 1◇ CP	EM ◇	EM ◇	EM 1◇ CP	EM 1◇ CP	EM 1◇ CP
Sheffield (SHF) 7 d		1951			2029		
Chesterfield (CHD) d		2003			2042		
Derby (DBY) 6 d		2025			2103		
Long Eaton (LGE) d		2034			2112		
Grimsby Town (GMB) d							
Lincoln (LCN) d							
Newark Castle (NCT) d							
Nottingham (NOT) 8 d	1959				2109	2150	
Beeston (BEE) d	2005				2115	2156	
Attenborough (ATB) d							
East Midlands Parkway (EMD) d	2012	2039			2117	2121	2202
Loughborough (LBO) d	2019	2046			2124	2129	2210
Barrow Upon Soar (BWS) d							
Sileby (SIL) d							
Syston (SYS) d							
Leicester (LEI) a	2030	2057			2135	2140	2221
Leicester (LEI) d	2032	2059			2136	2141	
Market Harborough (MHR) d	2045	2112			2150	2154	
Melton Mowbray (MMO) d							
Oakham (OKM) d							
Corby (COR) d			2110	2140			
Kettering (KET) a	2054		2118	2148	2159	2203	
Kettering (KET) d	2055		2118		2200	2205	
Wellingborough (WEL) d	2102		2126		2207	2213	
Bedford (BDM) 7 d	2115		2139		2220	2227	
Luton (LUT) 10 d			2155		2235	2242	
Luton Airport Parkway (LTN) 7 d	2131		2158		2238	2246	
St Pancras International (STP) 15 a	2155	2208	2223		2303	2309	

NOTES (see introductory pages for explanation of train operator codes and standard symbols)

- a Arrival time
d Departure time