

London, Brighton, Horsham, Gatwick Airport and East Croydon to Stevenage, Peterborough, Cambridge, Ely and Kings Lynn

Mondays to Fridays

Operator Days of operation/Notes 1st Class/Reservations/Bus/Ferry Catering facilities	GN	GN	GN	TL	GN	TL	GN	TL	GR	GN	GR	GN	TL	GR	GN	TL	GN	GR		
	1	1	1	1	1	1	1	1	A 1 R X	1	B 1 R X	1	1	A 1 R X	1	1	1	B 1 R X		
Brighton (BTN)	10	d																	0506	
Horsham (HRH)	4	d																		
Gatwick Airport (GTW)	←10	d																	0546	
Redhill (RDH)		d																		
East Croydon (ECR)		d																	0601	
London Bridge (LBG)	↔4	d																	0616	
London Blackfriars (BFR)	↔3	d																	0622	
City Thameslink (CTK)	3	d																	0624	
Farringdon (ZFD)	↔3	d																	0626	
St Pancras International (STP)	↔15	d																	0631	
London Kings Cross (KGX)	↔15	d		0502	0512	0539	0532	0527	0547	0555	0602	0615	0557	0617	0633	0639			0627	0700
Finsbury Park (FPK)	↔	a		0507	0517		0537	0532	0552		0607		0602	0622					0637	0632
Finsbury Park (FPK)	↔	d		0508	0518		0538	0533	0553		0608		0603	0623					0638	0633
Alexandra Palace (AAP)		d						0538					0608							0638
Potters Bar (PBR)		d						0546					0616							0646
Hatfield (HAT)		d						0552					0622							0652
Welwyn Garden City (WGC)	4	d						0558					0628							0658
Welwyn North (WLW)		d						0601					0632							0700
Knebworth (KBW)		d						0605					0636							0704
Stevenage (SVG)	4	d		0531	0537		0559	0609	0615	0617	0629	0636	0640	0645	0655				0659	0708
Hitchin (HIT)	4	d		0539	0542		0605	0614	0620		0635		0646	0650					0705	0714
Arlesey (ARL)		d			0547				0626					0656						
Biggleswade (BIW)		d			0553				0631					0701						
Sandy (SDY)		d			0557				0635					0705						
St Neots (SNO)		d			0604				0643					0713						
Huntingdon (HUN)		d			0611				0650					0720						
Peterborough (PBO)	8	a			0627				0710	0646		0705		0736	0723					0746
Letchworth Garden City (LET)		d			0544			0610	0620			0640		0651					0710	0720
Baldock (BDK)		d			0547			0613	0623			0643		0654					0713	0723
Ashwell & Morden (AWM)		d			0552			0618	0628			0648							0718	
Royston (RYS)		d			0557			0623	0634			0653		0703			0715	0723	0732	
Meldreth (MEL)		d			0601				0637					0706						0735
Shepreth (STH)		d			0604				0641					0710						0739
Foxton (FXN)		d			0607				0643					0712						0741
Cambridge (CBG)		a			0618		0627	0638	0654			0707		0723			0730	0738	0752	
Cambridge (CBG)		d	0540	0610				0635				0710						0739		
Cambridge North (CMB)		d	0544	0614				0639				0714						0743		
Waterbeach (WBC)		d	0549	0619				0644				0719						0748		
Ely (ELY)	4	a	0558	0628				0653				0728						0757		
Ely (ELY)	4	d	0559	0629				0654				0729						0758		
Littleport (LTP)		d	0606	0636				0704c				0736						0806		
Downham Market (DOW)		d	0615	0645				0713				0745						0815		
Watlington (WTG)		d	0621	0651				0719				0751						0821		
Kings Lynn (KLN)		a	0630	0700				0728				0800						0830		

For the complete service between Brighton and London see table 175

For the complete service between Horsham and London see table 174

For the complete service between Gatwick Airport and London see table 173

For the complete service between London and Welwyn Garden City see table 016

For the complete service between Cambridge, Ely and Kings Lynn see table 013

NOTES (see introductory pages for explanation of train operator codes and standard symbols)

- a Arrival time
- d Departure time
- c Arrives 3 minutes earlier

- A To Leeds
- B To Edinburgh

London, Brighton, Horsham, Gatwick Airport and East Croydon to Stevenage, Peterborough, Cambridge, Ely and Kings Lynn
Mondays to Fridays

Operator	GR A	TL	GR C	GN	TL	GN	GR B	TL	GR D	GN	TL	GN	GR A	GR E	TL F	GN	TL	GN	
Days of operation/Notes 1st Class/Reservations/Bus/Ferry Catering facilities	11R X	1	11R X	1	1	1	11R X	1	11R X	1	1	1	11R X	11R X	1	1	1	1	
Brighton (BTN)	10 d				0544							0609						0639	
Horsham (HRH)	4 d		0525					0552											
Gatwick Airport (GTW)	← 10 d		0549		0616			0619				0646						0716	
Redhill (RDH)	d		0559					0629							0644				
East Croydon (ECR)	🚆 d		0615		0631			0645				0701			0715			0731	
London Bridge (LBG)	⇌ 4 d		0631		0646			0701				0716			0731			0746	
London Blackfriars (BFR)	⇌ 3 d		0637		0652			0707				0722			0737			0752	
City Thameslink (CTK)	3 d		0639		0654			0709				0724			0739			0754	
Farringdon (ZFD)	⇌ 3 d		0641		0656			0711				0726			0741			0756	
St Pancras International (STP)	⇌ 15 d		0646		0701			0716				0731			0746			0801	
London Kings Cross (KGX)	⇌ 15 d	0703		0706	0712		0657	0730		0733	0739		0727	0803	0806		0812	0757	
Finsbury Park (FPK)	⇌ a		0653			0707	0702		0722			0737	0732		0752			0807	0802
Finsbury Park (FPK)	⇌ d		0653			0711	0703		0723			0738	0733		0753			0811	0803
Alexandra Palace (AAP)	d						0708						0738						0808
Potters Bar (PBR)	d						0716						0746						0816
Hatfield (HAT)	d						0722						0752						0822
Welwyn Garden City (WGC)	4 d						0728						0758						0828
Welwyn North (WLW)	d						0730						0800						0830
Knebworth (KBW)	d						0734						0804						0834
Stevenage (SVG)	4 d		0715	0727		0732	0738		0743	0753a		0759	0808		0815			0832	0838
Hitchin (HIT)	4 d		0720		0737	0744		0748				0805	0814		0820			0837	0844
Arlesey (ARL)	d		0726					0753							0826				
Biggleswade (BIW)	d		0731					0759							0831				
Sandy (SDY)	d		0735					0803							0835				
St Neots (SNO)	d		0743					0810							0842				
Huntingdon (HUN)	d		0750					0818							0850				
Peterborough (PBO)	8 a	0749	0808	0757			0816	0834					0849	0853	0905				
Letchworth Garden City (LET)	d				0743	0750						0810	0820					0843	0850
Baldock (BDK)	d				0746	0753						0813	0823					0846	0853
Ashwell & Morden (AWM)	d				0751							0818						0851	
Royston (RYS)	d			0748	0756	0802				0815	0823	0832				0848	0856	0902	
Meldreth (MEL)	d					0805						0835						0905	
Shepreth (STH)	d					0809						0839						0909	
Foxton (FXN)	d					0811						0841						0911	
Cambridge (CBG)	a			0802	0811	0822				0830	0841	0852				0902	0911	0922	
Cambridge (CBG)	d			0805						0835						0905			
Cambridge North (CMB)	d			0809						0841						0909			
Waterbeach (WBC)	d			0814						0846						0914			
Ely (ELY)	4 a			0825						0855						0926			
Ely (ELY)	4 d									0856									
Littleport (LTP)	d									0906c									
Downham Market (DOW)	d									0915									
Watlington (WTG)	d									0921									
Kings Lynn (KLN)	a									0930									

NOTES (see introductory pages for explanation of train operator codes and standard symbols)

- a Arrival time
d Departure time
c Arrives 3 minutes earlier

- A To Leeds
B To Edinburgh
C To York
D To Harrogate
E To Lincoln
F From Three Bridges

London, Brighton, Horsham, Gatwick Airport and East Croydon to Stevenage, Peterborough, Cambridge, Ely and Kings Lynn

Mondays to Fridays

Operator Days of operation/Notes 1st Class/Reservations/Bus/Ferry Catering facilities	GC	GR	TL	GR	GN	TL	GN	GR	GR	TL	GR	GN	TL	GN	TL	GR	TL	GR	GN
	G 11R CP	B 11R X	1	A 11R X	1	1	1	B 11R X	A 11R X	1	C 11R X	1	1	1	B 11R X	1	D 11R X	1	
Brighton (BTN)	10 d					0709									0739				
Horsham (HRH)	4 d		0654							0724							0755		
Gatwick Airport (GTW)	←10 d		0719			0746				0749					0816		0818		
Redhill (RDH)	d		0729							0759							0829		
East Croydon (ECR)	d		0745			0801				0815					0831		0845		
London Bridge (LBG)	↔4 d		0801			0816				0831					0846		0901		
London Blackfriars (BFR)	↔3 d		0807			0822				0837					0852		0907		
City Thameslink (CTK)	3 d		0809			0824				0839					0854		0909		
Farringdon (ZFD)	↔3 d		0811			0826				0841					0856		0911		
St Pancras International (STP)	↔↔15 d		0816			0831				0846					0901		0916		
London Kings Cross (KGX)	↔↔15 d	0826	0830	0833	0842	0827	0900	0903		0906	0912				0857	0930		0933	0942
Finsbury Park (FPK)	↔ a		0822			0837	0832			0852					0907	0902		0922	
Finsbury Park (FPK)	↔ d		0823			0841	0833			0853					0911	0903		0923	
Alexandra Palace (AAP)	d						0838									0908			
Potters Bar (PBR)	d						0846									0916			
Hatfield (HAT)	d						0852									0922			
Welwyn Garden City (WGC)	4 d						0858									0928			
Welwyn North (WLW)	d						0900									0930			
Knebworth (KBW)	d						0904									0934			
Stevenage (SVG)	4 d		0845	0854a		0902	0908			0915	0928				0932	0938		0945	0954a
Hitchin (HIT)	4 d		0850			0907	0914			0920					0937	0944		0950	
Arlesey (ARL)	d		0856							0926							0956		
Biggleswade (BIW)	d		0901							0931							1001		
Sandy (SDY)	d		0905							0935							1005		
St Neots (SNO)	d		0912							0943							1013		
Huntingdon (HUN)	d		0920							0950							1020		
Peterborough (PBO)	8 a	0912	0917	0935				0946	0950	1007	0957					1016	1039		
Letchworth Garden City (LET)	d					0913	0920								0943	0950a			
Baldock (BDK)	d					0916	0923								0946				
Ashwell & Morden (AWM)	d					0921									0951				
Royston (RYS)	d					0926	0932						0948		0956				
Meldreth (MEL)	d						0935												
Shepreth (STH)	d						0939												
Foxton (FXN)	d						0941												
Cambridge (CBG)	a				0930	0941	0952							1002	1011				1030
Cambridge (CBG)	d				0935									1005					1035
Cambridge North (CMB)	d				0939									1009					1039
Waterbeach (WBC)	d				0944									1014					1044
Ely (ELY)	4 a				0953									1026					1053
Ely (ELY)	4 d				0956														1056
Littleport (LTP)	d				1006c														1106c
Downham Market (DOW)	d				1015														1115
Watlington (WTG)	d				1021														1121
Kings Lynn (KLN)	a				1030														1130

NOTES (see introductory pages for explanation of train operator codes and standard symbols)

- a Arrival time
- d Departure time
- c Arrives 3 minutes earlier

- A To Leeds
- B To Edinburgh
- C To York
- D To Harrogate
- G To Sunderland

London, Brighton, Horsham, Gatwick Airport and East Croydon to Stevenage, Peterborough, Cambridge, Ely and Kings Lynn

Mondays to Fridays

Operator Days of operation/Notes 1st Class/Reservations/Bus/Ferry Catering facilities	TL	GN	GR A	TL	GR E	GN	TL	GN	GR B	TL	GR A	GN	TL	GN	GC H	GR A	TL	GR C	
	⌚	⌚	⌚ ⌚ ⊗	⌚	⌚ ⌚ ⊗	⌚	⌚	⌚	⌚ ⌚ ⊗	⌚	⌚ ⌚ ⊗	⌚	⌚	⌚	⌚ ⌚ ⊗	⌚ ⌚ ⊗	⌚	⌚ ⌚ ⊗	
Brighton (BTN)	10 d	0809					0839										0914		
Horsham (HRH)	4 d			0824						0855								0925	
Gatwick Airport (GTW)	←10 d	0846		0849			0916			0919							0946		0949
Redhill (RDH)	d			0859						0929									0959
East Croydon (ECR)	⚡ d	0901		0915			0931			0945							1001		1015
London Bridge (LBG)	⊖ 4 d	0916		0931			0946			1001							1016		1031
London Blackfriars (BFR)	⊖ 3 d	0922		0937			0952			1007							1022		1037
City Thameslink (CTK)	3 d	0924		0939			0954			1009							1024		1039
Farringdon (ZFD)	⊖ 3 d	0926		0941			0956			1011							1026		1041
St Pancras International (STP)	⊖ 15 d	0931		0946			1001			1016							1031		1046
London Kings Cross (KGX)	⊖ 15 d		0927	1003		1006	1012		0957	1030		1033	1042				1027	1057	1103
Finsbury Park (FPK)	⊖ a	0937	0933	0952			1007	1002		1022							1037	1032	1052
Finsbury Park (FPK)	⊖ d	0941	0933	0953			1011	1003		1023							1041	1033	1053
Alexandra Palace (AAP)	d		0938					1008										1038	
Potters Bar (PBR)	d		0946					1016										1046	
Hatfield (HAT)	d		0952					1022										1052	
Welwyn Garden City (WGC)	4 d		0958					1028										1058	
Welwyn North (WLW)	d		1000					1030										1100	
Knebworth (KBW)	d		1004					1034										1104	
Stevenage (SVG)	4 d	1002	1008	1015	1028		1032	1038		1045	1054a						1102	1108	1115
Hitchin (HIT)	4 d	1007	1014	1020			1037	1044		1050							1107	1114	1120
Arlesey (ARL)	d			1026						1056									1126
Biggleswade (BIW)	d			1031						1101									1131
Sandy (SDY)	d			1035						1105									1135
St Neots (SNO)	d			1042						1113									1142
Huntingdon (HUN)	d			1050						1120									1150
Peterborough (PBO)	8 a			1050	1105	1057				1116	1139							1143	1151
Letchworth Garden City (LET)	d	1013	1020					1043	1050a								1113	1120	
Baldock (BDK)	d	1016	1023					1046									1116	1123	
Ashwell & Morden (AWM)	d	1021						1051									1121		
Royston (RYS)	d	1026	1032					1056									1126	1132	
Meldreth (MEL)	d		1035															1135	
Shepreth (STH)	d		1039															1139	
Foxton (FXN)	d		1041															1141	
Cambridge (CBG)	a	1041	1053				1100	1111									1130	1141	1153
Cambridge (CBG)	d						1105										1135		
Cambridge North (CMB)	d						1109										1139		
Waterbeach (WBC)	d						1114										1144		
Ely (ELY)	4 a						1125										1154		
Ely (ELY)	4 d																1156		
Littleport (LTP)	d																1206		
Downham Market (DOW)	d																1215		
Watlington (WTG)	d																1221		
Kings Lynn (KLN)	a																1230		

NOTES (see introductory pages for explanation of train operator codes and standard symbols)

- a Arrival time
- d Departure time
- A To Leeds
- B To Edinburgh
- C To York
- E To Lincoln
- H To Bradford Interchange

London, Brighton, Horsham, Gatwick Airport and East Croydon to Stevenage, Peterborough, Cambridge, Ely and Kings Lynn

Mondays to Fridays

Operator	GN	TL	GN	GR B	TL	GR D	GN	TL	GN	GR A	TL	GR E	GN	TL	GN	GR B	TL	GR A
Days of operation/Notes 1st Class/Reservations/Bus/Ferry Catering facilities	⏰	⏰	⏰	⏰ ⓧ	⏰	⏰ ⓧ	⏰	⏰	⏰	⏰ ⓧ	⏰	⏰ ⓧ	⏰	⏰	⏰	⏰ ⓧ	⏰	⏰ ⓧ
Brighton (BTN)	10 d	0944						1014						1044				
Horsham (HRH)	4 d				0955							1025						1055
Gatwick Airport (GTW)	←10 d	1016			1019			1046				1049		1116				1119
Redhill (RDH)	d				1029							1059						1129
East Croydon (ECR)	🚆 d	1031			1045			1101				1115		1131				1145
London Bridge (LBG)	🚆 4 d	1046			1101			1116				1131		1146				1201
London Blackfriars (BFR)	🚆 3 d	1052			1107			1122				1137		1152				1207
City Thameslink (CTK)	3 d	1054			1109			1124				1139		1154				1209
Farringdon (ZFD)	🚆 3 d	1056			1111			1126				1141		1156				1211
St Pancras International (STP)	🚆 15 d	1101			1116			1131				1146		1201				1216
London Kings Cross (KGX)	🚆 15 d	1112	1057	1130		1133	1142		1127	1203		1206	1212		1157	1230		1233
Finsbury Park (FPK)	🚆 a	1107	1102		1122			1137	1132			1152		1210	1202			1222
Finsbury Park (FPK)	🚆 d	1111	1103		1123			1141	1133			1153		1211	1203			1223
Alexandra Palace (AAP)	d		1108						1138						1208			
Potters Bar (PBR)	d		1116						1146						1216			
Hatfield (HAT)	d		1122						1152						1222			
Welwyn Garden City (WGC)	4 d		1128						1158						1228			
Welwyn North (WLW)	d		1130						1200						1230			
Knebworth (KBW)	d		1134						1204						1234			
Stevenage (SVG)	4 d	1132	1138		1145	1153a		1202	1208		1215	1227		1232	1238			1245
Hitchin (HIT)	4 d	1137	1144		1150			1207	1214		1220			1237	1244			1250
Arlesey (ARL)	d				1156							1226						1256
Biggleswade (BIW)	d				1201							1231						1301
Sandy (SDY)	d				1205							1235						1305
St Neots (SNO)	d				1213							1242						1313
Huntingdon (HUN)	d				1220							1250						1320
Peterborough (PBO)	8 a			1216	1240					1250	1305	1257				1317		1339
Letchworth Garden City (LET)	d	1143	1150a					1213	1220					1243	1250a			
Baldock (BDK)	d	1146						1216	1223					1246				
Ashwell & Morden (AWM)	d	1151						1221						1251				
Royston (RYS)	d	1156						1226	1232					1256				
Meldreth (MEL)	d								1235									
Shepreth (STH)	d								1239									
Foxton (FXN)	d								1241									
Cambridge (CBG)	a	1200	1211				1230	1241	1253				1300	1311				
Cambridge (CBG)	d	1203					1235						1305					
Cambridge North (CMB)	d	1208					1239						1309					
Waterbeach (WBC)	d	1212					1244						1314					
Ely (ELY)	4 a	1224					1253						1325					
Ely (ELY)	4 d						1256											
Littleport (LTP)	d						1306c											
Downham Market (DOW)	d						1315											
Watlington (WTG)	d						1321											
Kings Lynn (KLN)	a						1330											

NOTES (see introductory pages for explanation of train operator codes and standard symbols)

- a Arrival time
- d Departure time
- c Arrives 3 minutes earlier

- A To Leeds
- B To Edinburgh
- D To Harrogate
- E To Lincoln

London, Brighton, Horsham, Gatwick Airport and East Croydon to Stevenage, Peterborough, Cambridge, Ely and Kings Lynn

Mondays to Fridays

Operator Days of operation/Notes 1st Class/Reservations/Bus/Ferry Catering facilities	GN	TL	GN	GR B	GR A	TL	GR C	GN	TL	GN	GR B	TL	GR D	GN	TL	GN	GR A	TL
	Ⓜ	Ⓜ	Ⓜ	Ⓜ Ⓜ	Ⓜ Ⓜ	Ⓜ	Ⓜ Ⓜ	Ⓜ	Ⓜ	Ⓜ	Ⓜ Ⓜ	Ⓜ	Ⓜ Ⓜ	Ⓜ	Ⓜ	Ⓜ	Ⓜ Ⓜ	Ⓜ
Brighton (BTN)	10	d	1114						1144						1214			
Horsham (HRH)	4	d				1125						1155						1224
Gatwick Airport (GTW)	←10	d	1146			1149			1216			1219			1246			1249
Redhill (RDH)		d				1159						1229						1259
East Croydon (ECR)	Ⓜ	d	1201			1215			1231			1245			1301			1315
London Bridge (LBG)	Ⓜ	d	1216			1231			1246			1301			1316			1331
London Blackfriars (BFR)	Ⓜ	d	1222			1237			1252			1307			1322			1337
City Thameslink (CTK)	3	d	1224			1239			1254			1309			1324			1339
Farringdon (ZFD)	Ⓜ	d	1226			1241			1256			1311			1326			1341
St Pancras International (STP)	Ⓜ	d	1231			1246			1301			1316			1331			1346
London Kings Cross (KGX)	Ⓜ	d	1242	1227	1300	1303	1306	1312	1257	1330	1322	1333	1342	1327	1403			
Finsbury Park (FPK)	Ⓜ	a	1237	1232		1252			1307	1302	1322	1333	1342	1337	1332			1352
Finsbury Park (FPK)	Ⓜ	d	1241	1233		1253			1311	1303	1323			1341	1333			1353
Alexandra Palace (AAP)		d		1238						1308					1338			
Potters Bar (PBR)		d		1246						1316					1346			
Hatfield (HAT)		d		1252						1322					1352			
Welwyn Garden City (WGC)	4	d		1258						1328					1358			
Welwyn North (WLW)		d		1300						1330					1400			
Knebworth (KBW)		d		1304						1334					1404			
Stevenage (SVG)	4	d	1302	1308		1315	1327		1332	1338		1345	1354a	1402	1408			1415
Hitchin (HIT)	4	d	1307	1314		1320			1337	1344		1350		1407	1414			1420
Arlesey (ARL)		d				1326						1356						1426
Biggleswade (BIW)		d				1331						1401						1431
Sandy (SDY)		d				1335						1405						1435
St Neots (SNO)		d				1342						1413						1442
Huntingdon (HUN)		d				1350						1420						1450
Peterborough (PBO)	8	a		1346	1350	1405	1359				1417	1439				1451		1505
Letchworth Garden City (LET)		d	1313	1320					1343	1350a					1413	1420		
Baldock (BDK)		d	1316	1323					1346						1416	1423		
Ashwell & Morden (AWM)		d	1321						1351						1421			
Royston (RYS)		d	1326	1332					1356						1426	1432		
Meldreth (MEL)		d		1335												1435		
Shepreth (STH)		d		1339												1439		
Foxton (FXN)		d		1341												1441		
Cambridge (CBG)	a	1330	1341	1353				1400	1411					1430	1441	1453		
Cambridge (CBG)	d	1335						1405						1435				
Cambridge North (CMB)	d	1339						1409						1439				
Waterbeach (WBC)	d	1344						1414						1444				
Ely (ELY)	4	a	1353					1425						1453				
Ely (ELY)	4	d	1356											1456				
Littleport (LTP)	d	1406c												1506c				
Downham Market (DOW)	d	1415												1515				
Watlington (WTG)	d	1421												1521				
Kings Lynn (KLN)	a	1430												1530				

NOTES (see introductory pages for explanation of train operator codes and standard symbols)

- a Arrival time
d Departure time
c Arrives 3 minutes earlier

- A To Leeds
B To Edinburgh
C To York
D To Harrogate

London, Brighton, Horsham, Gatwick Airport and East Croydon to Stevenage, Peterborough, Cambridge, Ely and Kings Lynn

Mondays to Fridays

Operator Days of operation/Notes 1st Class/Reservations/Bus/Ferry Catering facilities	GR	GN	TL	GN	GR	TL	GR	GN	TL	GN	GR	TL	GR	GN	TL	GN	GN	GR	
	E 11R X	11	11	11	B 11R X	11	A 11R X	11	11	11	A 11R X	11	C 11R X	11	11	11	11	J 11R X	
Brighton (BTN)	10	d		1244					1314										
Horsham (HRH)	4	d				1255						1325							
Gatwick Airport (GTW)	10	d		1316		1319			1346			1349							
Redhill (RDH)		d				1329						1359							
East Croydon (ECR)		d		1331		1345			1401			1415							
London Bridge (LBG)	4	d		1346		1401			1416			1431							
London Blackfriars (BFR)	3	d		1352		1407			1422			1437							
City Thameslink (CTK)	3	d		1354		1409			1424			1439							
Farringdon (ZFD)	3	d		1356		1411			1426			1441							
St Pancras International (STP)	15	d		1401		1416			1431			1446							
London Kings Cross (KGX)	15	d	1406	1412	1357	1430	1433	1442	1427	1503	1506	1512					1457	1530	
Finsbury Park (FPK)		a		1407	1402		1422		1437	1432		1452					1507	1502	
Finsbury Park (FPK)		d		1411	1403		1423		1441	1433		1453					1511	1503	
Alexandra Palace (AAP)		d			1408					1438								1508	
Potters Bar (PBR)		d			1416					1446								1516	
Hatfield (HAT)		d			1422					1452								1522	
Welwyn Garden City (WGC)	4	d			1428					1458								1528	
Welwyn North (WLW)		d			1430					1500								1530	
Knebworth (KBW)		d			1434					1504								1534	
Stevenage (SVG)	4	d	1428	1432	1438		1445	1454a	1502	1508		1514	1528		1532		1538		
Hitchin (HIT)	4	d		1437	1444		1450		1507	1514		1520			1537		1544		
Arlesey (ARL)		d				1456						1525							
Biggleswade (BIW)		d				1501						1530							
Sandy (SDY)		d				1505						1534							
St Neots (SNO)		d				1513						1542							
Huntingdon (HUN)		d				1520						1549							
Peterborough (PBO)	8	a	1457			1516	1539				1550	1605	1557					1617	
Letchworth Garden City (LET)		d		1443	1449				1513	1520					1543		1550		
Baldock (BDK)		d		1446	1452				1516	1523					1546		1553		
Ashwell & Morden (AWM)		d		1451					1521						1551				
Royston (RYS)		d		1456	1501				1526	1532					1556		1602		
Meldreth (MEL)		d			1504					1535							1605		
Shepreth (STH)		d			1508					1539							1609		
Foxton (FXN)		d			1510					1541							1610		
Cambridge (CBG)		a		1500	1511	1522			1530	1541	1553				1600	1611		1622	
Cambridge (CBG)		d		1505					1535						1605		1619		
Cambridge North (CMB)		d		1509					1539						1609		1623		
Waterbeach (WBC)		d		1514					1544						1614		1628		
Ely (ELY)	4	a		1525					1553						1623		1639		
Ely (ELY)	4	d							1554						1627				
Littleport (LTP)		d							1606e						1636				
Downham Market (DOW)		d							1615						1645				
Watlington (WTG)		d							1621						1651				
Kings Lynn (KLN)		a							1630						1700				

NOTES (see introductory pages for explanation of train operator codes and standard symbols)

- a Arrival time
- d Departure time
- e Arrives 5 minutes earlier
- A To Leeds
- B To Edinburgh
- C To York
- E To Lincoln
- J To Glasgow Central

London, Brighton, Horsham, Gatwick Airport and East Croydon to Stevenage, Peterborough, Cambridge, Ely and Kings Lynn

Mondays to Fridays

Operator Days of operation/Notes 1st Class/Reservations/Bus/Ferry Catering facilities	TL	GR	GN	TL	GN	GR	TL	GR	GN	TL	GN	GR	TL	GR	GN	TL	GN	GR	
	Ⓜ	D Ⓜ	Ⓜ	Ⓜ	Ⓜ	A Ⓜ	Ⓜ	E Ⓜ	Ⓜ	Ⓜ	Ⓜ	B Ⓜ	Ⓜ	K Ⓜ	Ⓜ	Ⓜ	Ⓜ	A Ⓜ	
Brighton (BTN)	10	d		1414						1444						1514			
Horsham (HRH)	4	d	1355				1425						1455						
Gatwick Airport (GTW)	←10	d	1419		1446		1449			1516			1519			1546			
Redhill (RDH)		d	1429				1459						1529						
East Croydon (ECR)	Ⓜ	d	1445		1501		1515			1531			1545			1601			
London Bridge (LBG)	Ⓜ	d	1501		1516		1531			1546			1601			1616			
London Blackfriars (BFR)	Ⓜ	d	1507		1522		1537			1552			1607			1622			
City Thameslink (CTK)	Ⓜ	d	1509		1524		1539			1554			1609			1624			
Farringdon (ZFD)	Ⓜ	d	1511		1526		1541			1556			1611			1626			
St Pancras International (STP)	Ⓜ	d	1516		1531		1546			1601			1616			1631			
London Kings Cross (KGX)	Ⓜ	d	1533	1542		1527	1603		1606	1612		1557	1630		1633	1639		1627	1703
Finsbury Park (FPK)	Ⓜ	a	1522		1537	1532		1552		1607	1602		1622			1637	1632		
Finsbury Park (FPK)	Ⓜ	d	1523		1541	1533		1553		1611	1603		1623			1638	1633		
Alexandra Palace (AAP)		d			1538								1608			1638			
Potters Bar (PBR)		d			1546								1616			1646			
Hatfield (HAT)		d			1552								1622			1652			
Welwyn Garden City (WGC)	4	d			1558								1628			1658			
Welwyn North (WLW)		d			1600								1630			1700			
Knebworth (KBW)		d			1604								1634			1704			
Stevenage (SVG)	4	d	1545	1554a	1602	1608		1615	1628		1632	1638		1645	1653a	1700	1709		
Hitchin (HIT)	4	d	1550		1607	1614		1620			1637	1644		1650		1705	1714		
Arlesey (ARL)		d	1556					1626						1656					
Biggleswade (BIW)		d	1601					1631						1701					
Sandy (SDY)		d	1605					1635						1705					
St Neots (SNO)		d	1613					1642						1713					
Huntingdon (HUN)		d	1620					1650						1720					
Peterborough (PBO)	8	a	1639				1650	1705	1657				1716	1739					1750
Letchworth Garden City (LET)		d			1613	1620				1639	1643	1650				1706	1711	1720	
Baldock (BDK)		d			1616	1623					1646	1653					1714	1723	
Ashwell & Morden (AWM)		d			1621						1651						1719	1728	
Royston (RYS)		d			1626	1632				1649	1656	1702				1716	1724	1733	
Meldreth (MEL)		d				1635						1705						1736	
Shepreth (STH)		d				1639						1709						1740	
Foxton (FXN)		d				1641						1711						1742	
Cambridge (CBG)		a			1630	1641	1653			1703	1712	1724				1730	1739	1753	
Cambridge (CBG)		d			1635						1705					1735			
Cambridge North (CMB)		d			1639						1709					1739			
Waterbeach (WBC)		d			1644						1714					1744			
Ely (ELY)	4	a			1653						1723					1753			
Ely (ELY)	4	d			1656						1726					1756			
Littleport (LTP)		d			1704						1734					1804			
Downham Market (DOW)		d			1713						1743					1813			
Watlington (WTG)		d			1719						1749					1819			
Kings Lynn (KLN)		a			1728						1758					1828			

NOTES (see introductory pages for explanation of train operator codes and standard symbols)

a Arrival time
d Departure time

A To Leeds
B To Edinburgh
D To Harrogate
E To Lincoln
K To Bradford Forster Square

London, Brighton, Horsham, Gatwick Airport and East Croydon to Stevenage, Peterborough, Cambridge, Ely and Kings Lynn

Mondays to Fridays

Operator	TL	GN	TL	GR L	GR B	GN	GN	GR A	TL	GR D	GN	TL	GN	GR M	TL	GN	TL	GR N
Days of operation/Notes 1st Class/Reservations/Bus/Ferry Catering facilities	□	□	□	□ ⊗	□ ⊗	□	□	□ ⊗	□	□ ⊗	□	□	□	□ ⊗	□	□	□	□ ⊗
Brighton (BTN)	10 d		1544									1614					1644	
Horsham (HRH)	4 d	1525							1555						1624			
Gatwick Airport (GTW)	← 10 d	1549	1616						1619			1646			1649		1716	
Redhill (RDH)	d	1559							1629						1700			
East Croydon (ECR)	🚆 d	1615	1631						1645			1701			1715		1731	
London Bridge (LBG)	🚆 4 d	1631	1646						1701			1716			1731		1746	
London Blackfriars (BFR)	🚆 3 d	1637	1652						1707			1722			1737		1752	
City Thameslink (CTK)	3 d	1639	1654						1709			1724			1739		1754	
Farringdon (ZFD)	🚆 3 d	1641	1656						1711			1726			1741		1756	
St Pancras International (STP)	🚆 15 d	1646	1701						1716			1731			1746		1801	
London Kings Cross (KGX)	🚆 15 d		1709	1718	1730	1712	1657	1748		1733	1739		1727	1803		1809	1818	
Finsbury Park (FPK)	🚆 a	1652	1707				1702		1722			1737	1732		1752		1807	
Finsbury Park (FPK)	🚆 d	1653	1708				1703		1723			1738	1733		1753		1808	
Alexandra Palace (AAP)	d						1708						1738					
Potters Bar (PBR)	d						1716						1746					
Hatfield (HAT)	d						1722						1752					
Welwyn Garden City (WGC)	4 d						1728						1758					
Welwyn North (WLW)	d						1730						1800					
Knebworth (KBW)	d						1734						1804					
Stevenage (SVG)	4 d	1715	1730			1735	1738		1745	1753a		1800	1808		1815		1830	
Hitchin (HIT)	4 d	1720	1735				1744		1750			1805	1814		1820		1835	
Arlesey (ARL)	d	1726							1756						1826			
Biggleswade (BIW)	d	1731				1748			1801						1831			
Sandy (SDY)	d	1735							1805						1835			
St Neots (SNO)	d	1742				1758			1813						1842			
Huntingdon (HUN)	d	1750				1806			1820						1850			
Peterborough (PBO)	8 a	1805		1808	1817	1823		1836	1842					1849	1905			1908
Letchworth Garden City (LET)	d		1737	1741			1750					1806	1811	1820			1836	1841
Baldock (BDK)	d			1744			1753						1814	1823				1844
Ashwell & Morden (AWM)	d			1749			1758						1819	1828				1849
Royston (RYS)	d		1747	1754			1803				1816	1824	1833			1846	1854	
Meldreth (MEL)	d						1806						1836					
Shepreth (STH)	d						1810						1840					
Foxton (FXN)	d						1812						1842					
Cambridge (CBG)	a		1803	1811			1823					1830	1841	1853			1900	1911
Cambridge (CBG)	d		1808									1835					1905	
Cambridge North (CMB)	d		1812									1839					1909	
Waterbeach (WBC)	d		1817									1844					1914	
Ely (ELY)	4 a		1826									1853					1923	
Ely (ELY)	4 d		1827									1856					1926	
Littleport (LTP)	d		1834									1904					1934	
Downham Market (DOW)	d		1843									1913					1943	
Watlington (WTG)	d		1849									1919					1949	
Kings Lynn (KLN)	a		1858									1928					1958	

NOTES (see introductory pages for explanation of train operator codes and standard symbols)

a Arrival time
d Departure time

A To Leeds
B To Edinburgh
D To Harrogate
L To Hull
M To Skipton
N To Newcastle

London, Brighton, Horsham, Gatwick Airport and East Croydon to Stevenage, Peterborough, Cambridge, Ely and Kings Lynn

Mondays to Fridays

Operator Days of operation/Notes 1st Class/Reservations/Bus/Ferry Catering facilities	GR B 1 R X	GN 1	GN 1	TL 1	GR K 1 R X	GN 1	TL 1	GN 1	GR A 1 R X	TL 1	GR E 1 R X	GN 1	TL 1	GN 1	GR P 1 R X	GN 1	TL 1	GR A 1 R X
Brighton (BTN)	10	d					1714						1744					
Horsham (HRH)	4	d		1654						1724							1754	
Gatwick Airport (GTW)	10	d		1719			1746			1749			1816				1819	
Redhill (RDH)		d		1729						1759							1829	
East Croydon (ECR)		d		1745			1801			1815			1831				1845	
London Bridge (LBG)	4	d		1801			1816			1831			1846				1901	
London Blackfriars (BFR)	3	d		1807			1822			1837			1852				1907	
City Thameslink (CTK)	3	d		1809			1824			1839			1854				1909	
Farringdon (ZFD)	3	d		1811			1826			1841			1856				1911	
St Pancras International (STP)	15	d		1816			1831			1846			1901				1916	
London Kings Cross (KGX)	15	d	1830	1812	1757	1833	1839	1827	1903	1906	1912	1857	1930	1918			1933	
Finsbury Park (FPK)		a		1802	1822		1837	1832		1852		1907	1902				1922	
Finsbury Park (FPK)		d		1803	1823		1838	1833		1853		1910	1903				1923	
Alexandra Palace (AAP)		d		1808				1838					1908					
Potters Bar (PBR)		d		1816				1846					1916					
Hatfield (HAT)		d		1822				1852					1922					
Welwyn Garden City (WGC)	4	d		1828				1858					1928					
Welwyn North (WLW)		d		1830				1900					1930					
Knebworth (KBW)		d		1834				1904					1934					
Stevenage (SVG)	4	d	1835	1838	1845	1853a	1900	1908		1915	1928		1932	1938		1940	1945	1954a
Hitchin (HIT)	4	d		1844	1850		1905	1914		1920			1938	1944			1950	
Arlesey (ARL)		d		1856						1926							1956	
Biggleswade (BIW)		d	1848		1901					1931					1952		2001	
Sandy (SDY)		d			1905					1935							2005	
St Neots (SNO)		d	1858		1913					1942					2002		2013	
Huntingdon (HUN)		d	1906		1920					1950					2010		2020	
Peterborough (PBO)	8	a	1917	1923	1939				1950	2005	1957				2017	2029	2039	
Letchworth Garden City (LET)		d		1850			1906	1911	1920			1939	1943	1950a				
Baldock (BDK)		d		1853				1914	1923				1946					
Ashwell & Morden (AWM)		d		1858				1919	1928				1951					
Royston (RYS)		d		1903			1916	1924	1933			1949	1956					
Meldreth (MEL)		d		1906					1936									
Shepreth (STH)		d		1910					1940									
Foxton (FXN)		d		1912					1942									
Cambridge (CBG)		a		1923			1930	1941	1953			2003	2013					
Cambridge (CBG)		d					1935					2005						
Cambridge North (CMB)		d					1939					2009						
Waterbeach (WBC)		d					1944					2014						
Ely (ELY)	4	a					1953					2023						
Ely (ELY)	4	d					1956					2027						
Littleport (LTP)		d					2004					2036						
Downham Market (DOW)		d					2013					2045						
Watlington (WTG)		d					2019					2051						
Kings Lynn (KLN)		a					2028					2100						

NOTES (see introductory pages for explanation of train operator codes and standard symbols)

- a Arrival time
- d Departure time

- A To Leeds
- B To Edinburgh
- E To Lincoln
- K To Bradford Forster Square
- P Mondays to Thursdays to Newcastle; Fridays to Edinburgh

London, Brighton, Horsham, Gatwick Airport and East Croydon to Stevenage, Peterborough, Cambridge, Ely and Kings Lynn

Mondays to Fridays

Operator	GN	TL	GN	GR A 11R X	TL	GN	TL	GN	TL	GR A 11R X	GN	TL	GN	TL	GR N 11R X	GN	GN	TL
Days of operation/Notes 1st Class/Reservations/Bus/Ferry Catering facilities	1	1	1	1	1	1	1	1	1	1	1	1	1	1	1	1	1	1
Brighton (BTN)	10 d		1814				1844							1914				
Horsham (HRH)	4 d				1824				1855						1925			1955
Gatwick Airport (GTW)	10 d		1846		1849		1916		1919				1946		1949			2019
Redhill (RDH)	d				1859				1929						1959			2029
East Croydon (ECR)	d		1901		1915		1931		1945				2001		2015			2045
London Bridge (LBG)	4 d		1916		1931		1946		2001				2016		2031			2101
London Blackfriars (BFR)	3 d		1922		1937		1952		2007				2022		2037			2107
City Thameslink (CTK)	3 d		1924		1939		1954		2009				2024		2039			2109
Farringdon (ZFD)	3 d		1926		1941		1956		2011				2026		2041			2111
St Pancras International (STP)	15 d		1931		1946		2001		2016				2031		2046			2116
London Kings Cross (KGX)	15 d	1939		1927	2003		2009		1957		2033	2039		2027		2100	2109	2057
Finsbury Park (FPK)	a		1937	1932		1952		2007	2002	2022			2037	2032	2052			2102
Finsbury Park (FPK)	d		1938	1933		1953		2008	2003	2023			2038	2033	2053			2103
Alexandra Palace (AAP)	d			1938					2008				2038					2108
Potters Bar (PBR)	d			1946					2016				2046					2116
Hatfield (HAT)	d			1952					2022				2052					2122
Welwyn Garden City (WGC)	4 d			1958					2028				2058					2128
Welwyn North (WLW)	d			2000					2030				2100					2130
Knebworth (KBW)	d			2004					2034				2104					2134
Stevenage (SVG)	4 d		1959	2008		2015		2029	2038	2045	2055		2059	2108	2115	2123		2138
Hitchin (HIT)	4 d		2005	2014		2020		2034	2044	2050			2105	2114	2120			2144
Arlesey (ARL)	d				2026					2056					2126			2156
Biggleswade (BIW)	d				2031					2101					2131			2201
Sandy (SDY)	d				2035					2105					2135			2205
St Neots (SNO)	d				2042					2112					2142			2212
Huntingdon (HUN)	d				2050					2120					2150			2220
Peterborough (PBO)	8 a				2049	2105				2135	2125				2205	2151		2235
Letchworth Garden City (LET)	d	2006	2011	2020			2036	2040	2050a				2106	2111	2120			2136
Baldock (BDK)	d		2014	2023				2043						2114	2123			2150a
Ashwell & Morden (AWM)	d		2019	2028				2048						2119	2128			
Royston (RYS)	d	2016	2024	2033			2046	2053					2116	2124	2133		2146	
Meldreth (MEL)	d			2036										2136				
Shepreth (STH)	d			2040										2140				
Foxton (FXN)	d			2042										2142				
Cambridge (CBG)	a	2032	2039	2053			2100	2108					2130	2139	2153			2200
Cambridge (CBG)	d	2035					2103						2135					2205
Cambridge North (CMB)	d	2039					2108						2139					2209
Waterbeach (WBC)	d	2044					2112						2144					2214
Ely (ELY)	4 a	2053					2124						2153					2225
Ely (ELY)	4 d	2056											2156					
Littleport (LTP)	d	2106c											2206c					
Downham Market (DOW)	d	2115											2215					
Watlington (WTG)	d	2121											2221					
Kings Lynn (KLN)	a	2130											2230					

NOTES (see introductory pages for explanation of train operator codes and standard symbols)

- a Arrival time
- d Departure time
- c Arrives 3 minutes earlier
- A To Leeds
- N To Newcastle

London, Brighton, Horsham, Gatwick Airport and East Croydon to Stevenage, Peterborough, Cambridge, Ely and Kings Lynn

Mondays to Fridays

Operator Days of operation/Notes 1st Class/Reservations/Bus/Ferry Catering facilities	GR	GN	TL	GN	GR	TL	TL	GN	GN	TL	GN	GR	TL	GN	GR	TL	GN	TL
	A 1R X	1	1	1	N 1R X	1	1	1	1	1	1	C 1R X	1	1	A 1R X	1	Q	1
Brighton (BTN)	10	d		2014						2114								2214
Horsham (HRH)	4	d				2025	2055						2125			2155		
Gatwick Airport (GTW)	10	d		2046		2049	2119			2146			2149			2219		2246
Redhill (RDH)		d				2059	2129						2204			2234		
East Croydon (ECR)		d		2101		2115	2145			2201			2215			2245		2301
London Bridge (LBG)	4	d		2116		2131	2201			2216			2231			2301		2316
London Blackfriars (BFR)	3	d		2122		2137	2207			2222			2237			2307		2322
City Thameslink (CTK)	3	d		2124		2139	2209			2224			2239					
Farringdon (ZFD)	3	d		2126		2141	2211			2226			2241			2311		2326
St Pancras International (STP)	15	d		2131		2146	2216			2231			2246			2316		2331
London Kings Cross (KGX)	15	d	2133	2139	2127	2200		2209	2239		2227	2300		2309	2333			
Finsbury Park (FPK)		a		2137	2132		2152	2222			2237	2232		2252		2322		2337
Finsbury Park (FPK)		d		2138	2133		2153	2223			2238	2233		2253		2323	2257	2338
Alexandra Palace (AAP)		d		2138							2238					2305		
Potters Bar (PBR)		d		2146							2246							
Hatfield (HAT)		d		2152							2252							
Welwyn Garden City (WGC)	4	d		2158							2258							
Welwyn North (WLW)		d		2200							2300							
Knebworth (KBW)		d		2204							2304							
Stevenage (SVG)	4	d	2155	2200	2208		2215	2245			2259	2308		2315		2345	2349	2359
Hitchin (HIT)	4	d		2205	2214		2220	2250			2305	2314		2320		2350	2355	0004
Arlesey (ARL)		d					2226	2256						2326		2356		
Biggleswade (BIW)		d					2231	2301						2331		0001		
Sandy (SDY)		d					2235	2305						2335		0005		
St Neots (SNO)		d					2242	2312						2342		0012		
Huntingdon (HUN)		d					2250	2320						2350		0020		
Peterborough (PBO)	8	a	2224			2247	2305	2337					2345	0007	0017	0037		
Letchworth Garden City (LET)		d	2206	2211	2220				2236	2306	2311	2320			2336		0001a	0010
Baldock (BDK)		d		2214	2223						2314	2323						0013
Ashwell & Morden (AWM)		d		2219	2228						2319	2328						0018
Royston (RYS)		d	2216	2224	2233				2246	2316	2324	2333		2346				0023
Meldreth (MEL)		d			2236							2336						
Shepreth (STH)		d			2240							2340						
Foxton (FXN)		d			2242							2342						
Cambridge (CBG)		a	2230	2239	2253				2301	2332	2339	2353			0001			0038
Cambridge (CBG)		d	2235						2305	2335					0005			
Cambridge North (CMB)		d	2239						2309	2340					0009			
Waterbeach (WBC)		d	2244						2314	2344					0014			
Ely (ELY)	4	a	2253						2324	2354					0023			
Ely (ELY)	4	d	2256							2354					0024			
Littleport (LTP)		d	2306c							0002					0032			
Downham Market (DOW)		d	2315							0011					0041			
Watlington (WTG)		d	2321							0017					0047			
Kings Lynn (KLN)		a	2330							0026					0056			

NOTES (see introductory pages for explanation of train operator codes and standard symbols)

- a Arrival time
- d Departure time
- c Arrives 3 minutes earlier

- A To Leeds
- C To York
- N To Newcastle
- Q From Moorgate

London, Brighton, Horsham, Gatwick Airport and East Croydon to Stevenage, Peterborough, Cambridge, Ely and Kings Lynn

Mondays to Fridays

Operator Days of operation/Notes	GN	TL	GN TSM	GN Q	GN TSM	GN TSM	GN TSM Q	TL	GN TSM	TL TSM
1st Class/Reservations/Bus/Ferry	□	□	□	□	□	□	□	□	□	□
Brighton (BTN)	10	d								
Horsham (HRH)	4	d	2225					2311		
Gatwick Airport (GTW)	10	d	2249					2335		
Redhill (RDH)		d	2304					2349		
East Croydon (ECR)		d	2315					0010		
London Bridge (LBG)	4	d	2331							
London Blackfriars (BFR)	3	d	2337					0037		
City Thameslink (CTK)	3	d								
Farringdon (ZFD)	3	d	2341					0041		
St Pancras International (STP)	15	d	2346					0046		
London Kings Cross (KGX)	15	d	2327	0002		0032	0036		0107	0136
Finsbury Park (FPK)		a	2332	2352	0007	0037	0041	0052	0112	0141
Finsbury Park (FPK)		d	2333	2353	0008	2357	0038	0042	0027	0055
Alexandra Palace (AAP)		d	2338		0005		0047	0035		0118
Potters Bar (PBR)		d	2346				0055			0126
Hatfield (HAT)		d	2352				0101			0132
Welwyn Garden City (WGC)	4	d	2358				0106			0138
Welwyn North (WLW)		d	0001				0109			0140
Knebworth (KBW)		d	0005				0113			0144
Stevenage (SVG)	4	d	0009	0015	0029	0049	0103	0117	0121	0125
Hitchin (HIT)	4	d	0014	0020	0035	0055	0111	0126	0130	0133
Arlesey (ARL)		d	0026						0139	0224
Biggleswade (BIW)		d	0031						0144	0229
Sandy (SDY)		d	0035						0148	0233
St Neots (SNO)		d	0042						0155	0240
Huntingdon (HUN)		d	0050						0203	0248
Peterborough (PBO)	8	a	0108						0221	0306
Letchworth Garden City (LET)		d	0020		0040	0101a	0116s	0131	0135a	0203
Baldock (BDK)		d	0023		0043		0119s	0134		0206
Ashwell & Morden (AWM)		d	0028		0048		0124s	0139		0211
Royston (RYS)		d	0033		0053		0129s	0149a		0217a
Meldreth (MEL)		d	0036		0056					
Shepreth (STH)		d	0040		0100					
Foxton (FXN)		d	0042		0102					
Cambridge (CBG)		a	0054		0112		0144			
Cambridge (CBG)		d								
Cambridge North (CMB)		d								
Waterbeach (WBC)		d								
Ely (ELY)	4	a								
Ely (ELY)	4	d								
Littleport (LTP)		d								
Downham Market (DOW)		d								
Watlington (WTG)		d								
Kings Lynn (KLN)		a								

NOTES (see introductory pages for explanation of train operator codes and standard symbols)

- a Arrival time
- d Departure time
- s Stops to set down only

Q From Moorgate

TSM Tuesday to Saturday mornings

London, Brighton, Horsham, Gatwick Airport and East Croydon to Stevenage, Peterborough, Cambridge, Ely and Kings Lynn

Saturdays

Operator Days of operation/Notes 1st Class/Reservations/Bus/Ferry Catering facilities	GN	TL	GN	TL	GN	TL	GR A	GN	GR B	GN	TL	GR A	GN	TL	GN	GR B	GR A	
	1	1	1	1	1	1	1	1	1	1	1	1	1	1	1	1	1	
Brighton (BTN)	10 d																0508	
Horsham (HRH)	4 d																	
Gatwick Airport (GTW)	←10 d																0546	
Redhill (RDH)	d																	
East Croydon (ECR)	d																	0601
London Bridge (LBG)	↻4 d																	0616
London Blackfriars (BFR)	↻3 d																	0622
City Thameslink (CTK)	3 d																	
Farringdon (ZFD)	↻3 d																	0626
St Pancras International (STP)	↻↻15 d																	0631
London Kings Cross (KGX)	↻↻15 d	0502	0512	0539	0532	0527	0547	0555	0602	0615	0557	0618	0633	0642				0627
Finsbury Park (FPK)	↻ a	0507	0517		0537	0532	0552		0607		0602	0623						0632
Finsbury Park (FPK)	↻ d	0508	0518		0538	0533	0553		0611		0603	0624						0633
Alexandra Palace (AAP)	d				0538						0610							0638
Potters Bar (PBR)	d				0546						0618							0646
Hatfield (HAT)	d				0552						0624							0652
Welwyn Garden City (WGC)	4 d				0558						0629							0658
Welwyn North (WLW)	d				0600						0632							0700
Knebworth (KBW)	d				0604						0636							0704
Stevenage (SVG)	4 d	0531	0537		0559	0608	0615	0617	0632	0639c	0640	0645	0654					0702
Hitchin (HIT)	4 d	0539	0542		0605	0614	0620		0637		0645	0650						0707
Arlesey (ARL)	d		0547				0625					0655						
Biggleswade (BIW)	d		0553				0631					0701						
Sandy (SDY)	d		0557				0635					0705						
St Neots (SNO)	d		0604				0642					0712						
Huntingdon (HUN)	d		0611				0650					0720						
Peterborough (PBO)	8 a		0628				0705	0646		0708		0737	0723					0746
Letchworth Garden City (LET)	d	0544			0610	0620			0643		0651a							0713
Baldock (BDK)	d	0547			0613	0623			0646									0716
Ashwell & Morden (AWM)	d	0552			0618	0628			0651									0721
Royston (RYS)	d	0557			0623	0634			0656									0726
Meldreth (MEL)	d	0601				0637												0732
Shepreth (STH)	d	0604				0641												0735
Foxton (FXN)	d	0607				0643												0739
Cambridge (CBG)	a	0618		0627	0638	0654			0711						0730	0741		0741
Cambridge (CBG)	d	0622		0635					0713						0735			0753
Cambridge North (CMB)	d	0626		0639					0717						0739			
Waterbeach (WBC)	d	0631		0644					0722						0744			
Ely (ELY)	4 a	0642		0653					0733						0753			
Ely (ELY)	4 d			0655											0756			
Littleport (LTP)	d			0706e											0806c			
Downham Market (DOW)	d			0715											0815			
Watlington (WTG)	d			0721											0821			
Kings Lynn (KLN)	a			0730											0830			

NOTES (see introductory pages for explanation of train operator codes and standard symbols)

- a Arrival time
- d Departure time
- c Arrives 3 minutes earlier
- e Arrives 4 minutes earlier

- A To Leeds
- B To Edinburgh

London, Brighton, Horsham, Gatwick Airport and East Croydon to Stevenage, Peterborough, Cambridge, Ely and Kings Lynn

Saturdays

Operator	TL	GR	GN	TL	GN	GR	GC	TL	GR	GN	TL	GN	GR	GR	TL	GN	TL
Days of operation/Notes 1st Class/Reservations/Bus/Ferry Catering facilities	1	C 1R X	1	D 1	1	B 1R X	E 1R CP	1	F 1R X	1	1	1	A 1R X	G 1R X	1	1	1
Brighton (BTN)	10	d									0614						0644
Horsham (HRH)	4	d						0555								0625	
Gatwick Airport (GTW)	10	d		0616				0619			0646					0649	0716
Redhill (RDH)		d						0629								0659	
East Croydon (ECR)		d		0631				0645			0701					0715	0731
London Bridge (LBG)	4	d		0646				0701			0716					0731	0746
London Blackfriars (BFR)	3	d		0652				0707			0722					0737	0752
City Thameslink (CTK)	3	d															
Farringdon (ZFD)	3	d		0656				0711			0726					0741	0756
St Pancras International (STP)	15	d		0701				0716			0731					0746	0801
London Kings Cross (KGX)	15	d	0706	0712		0657	0730	0748		0735	0742		0727	0803	0806		0812
Finsbury Park (FPK)		a		0707	0702						0722		0737	0732		0752	0807
Finsbury Park (FPK)		d		0711	0703						0723		0741	0733		0753	0811
Alexandra Palace (AAP)		d			0708									0738			
Potters Bar (PBR)		d			0716									0746			
Hatfield (HAT)		d			0722									0752			
Welwyn Garden City (WGC)	4	d			0728									0758			
Welwyn North (WLW)		d			0730									0800			
Knebworth (KBW)		d			0734									0804			
Stevenage (SVG)	4	d	0715	0727	0732	0738		0745	0756a		0802	0808			0815		0832
Hitchin (HIT)	4	d		0720	0737	0744		0750			0807	0814			0820		0837
Arlesey (ARL)		d						0756							0826		
Biggleswade (BIW)		d						0801							0831		
Sandy (SDY)		d						0805							0835		
St Neots (SNO)		d						0813							0843		
Huntingdon (HUN)		d						0820							0850		
Peterborough (PBO)	8	a	0806	0756			0817	0834	0840				0850	0853	0908		
Letchworth Garden City (LET)		d		0743	0750a							0813	0820				0843
Baldock (BDK)		d		0746								0816	0823				0846
Ashwell & Morden (AWM)		d		0751								0821					0851
Royston (RYS)		d		0756								0826	0832				0856
Meldreth (MEL)		d											0835				
Shepreth (STH)		d											0839				
Foxton (FXN)		d											0841				
Cambridge (CBG)		a		0800	0811						0830	0841	0853			0900	0911
Cambridge (CBG)		d		0805							0835					0905	
Cambridge North (CMB)		d		0809							0839					0909	
Waterbeach (WBC)		d		0814							0844					0914	
Ely (ELY)	4	a		0825							0853					0925	
Ely (ELY)	4	d									0856						
Littleport (LTP)		d									0906c						
Downham Market (DOW)		d									0915						
Watlington (WTG)		d									0921						
Kings Lynn (KLN)		a									0930						

NOTES (see introductory pages for explanation of train operator codes and standard symbols)

- a Arrival time
- d Departure time
- c Arrives 3 minutes earlier

- A To Leeds
- B To Edinburgh
- C To York
- D From Three Bridges
- E To Sunderland
- F To Harrogate
- G To Lincoln

London, Brighton, Horsham, Gatwick Airport and East Croydon to Stevenage, Peterborough, Cambridge, Ely and Kings Lynn

Saturdays

Operator	GN	GR	TL	GR	GN	TL	GN	GR	GR	TL	GR	GN	TL	GN	GR	TL	GR
Days of operation/Notes 1st Class/Reservations/Bus/Ferry Catering facilities	1	B 1R X	1	A 1R X	1	1	1	B 1R X	A 1R X	1	C 1R X	1	1	1	B 1R X	1	F 1R X
Brighton (BTN)	10	d				0714							0744				
Horsham (HRH)	4	d		0655						0725							0755
Gatwick Airport (GTW)	10	d		0719		0746				0749			0816				0819
Redhill (RDH)		d		0729						0759							0829
East Croydon (ECR)		d		0745		0801				0815			0831				0845
London Bridge (LBG)	4	d		0801		0816				0831			0846				0901
London Blackfriars (BFR)	3	d		0807		0822				0837			0852				0907
City Thameslink (CTK)	3	d															0909
Farringdon (ZFD)	3	d		0811		0826				0841			0856				0911
St Pancras International (STP)	15	d		0816		0831				0846			0901				0916
London Kings Cross (KGX)	15	d	0757	0830	0833	0842	0827	0900	0903		0906	0912		0857	0930		0933
Finsbury Park (FPK)		a	0802		0822		0837	0832		0852			0907	0902			0922
Finsbury Park (FPK)		d	0803		0823		0841	0833		0853			0911	0903			0923
Alexandra Palace (AAP)		d	0808				0838							0908			
Potters Bar (PBR)		d	0816				0846							0916			
Hatfield (HAT)		d	0822				0852							0922			
Welwyn Garden City (WGC)	4	d	0828				0858							0928			
Welwyn North (WLW)		d	0830				0900							0930			
Knebworth (KBW)		d	0834				0904							0934			
Stevenage (SVG)	4	d	0838	0845	0854a	0902	0908			0915	0928		0932	0938			0945
Hitchin (HIT)	4	d	0844	0850		0907	0914			0920			0937	0944			0950
Arlesey (ARL)		d		0856						0926							0956
Biggleswade (BIW)		d		0901						0931							1001
Sandy (SDY)		d		0905						0935							1005
St Neots (SNO)		d		0913						0943							1013
Huntingdon (HUN)		d		0920						0950							1020
Peterborough (PBO)	8	a		0917	0939			0947	0950	1006	0957				1016	1039	
Letchworth Garden City (LET)		d	0850a				0913	0920					0943	0950a			
Baldock (BDK)		d					0916	0923					0946				
Ashwell & Morden (AWM)		d					0921						0951				
Royston (RYS)		d					0926	0932					0956				
Meldreth (MEL)		d						0935									
Shepreth (STH)		d						0939									
Foxton (FXN)		d						0941									
Cambridge (CBG)		a			0930	0941	0953						1000	1011			
Cambridge (CBG)		d			0935								1005				
Cambridge North (CMB)		d			0939								1009				
Waterbeach (WBC)		d			0944								1014				
Ely (ELY)	4	a			0953								1025				
Ely (ELY)	4	d			0956												
Littleport (LTP)		d			1006c												
Downham Market (DOW)		d			1015												
Watlington (WTG)		d			1021												
Kings Lynn (KLN)		a			1030												

NOTES (see introductory pages for explanation of train operator codes and standard symbols)

- a Arrival time
- d Departure time
- c Arrives 3 minutes earlier

- A To Leeds
- B To Edinburgh
- C To York
- F To Harrogate

London, Brighton, Horsham, Gatwick Airport and East Croydon to Stevenage, Peterborough, Cambridge, Ely and Kings Lynn

Saturdays

Operator Days of operation/Notes 1st Class/Reservations/Bus/Ferry Catering facilities	GN	TL	GN	GR A	TL	GR G	GN	TL	GN	TL	GN	GR B	TL	GR A	GN	TL	GN	GR A	TL
	□	□	□	□ □	□	□ □	□	□	□	□	□	□ □	□	□ □	□	□	□	□ □	□
Brighton (BTN)	10 d	0814						0844								0914			
Horsham (HRH)	4 d				0825								0855						0925
Gatwick Airport (GTW)	←10 d	0846			0849			0916					0919			0946			0949
Redhill (RDH)	d				0859								0929						0959
East Croydon (ECR)	🚆 d	0901			0915			0931					0945			1001			1015
London Bridge (LBG)	🚆 4 d	0916			0931			0946					1001			1016			1031
London Blackfriars (BFR)	🚆 3 d	0922			0937			0952					1007			1022			1037
City Thameslink (CTK)	🚆 3 d	0924			0939			0954					1009			1024			1039
Farringdon (ZFD)	🚆 3 d	0926			0941			0956					1011			1026			1041
St Pancras International (STP)	🚆 15 d	0931			0946			1001					1016			1031			1046
London Kings Cross (KGX)	🚆 15 d	0942	0927	1003		1006	1012		0957	1030			1035	1042		1027	1103		
Finsbury Park (FPK)	🚆 a	0937	0932		0952			1007	1002				1022		1037	1032			1052
Finsbury Park (FPK)	🚆 d	0941	0933		0953			1011	1003				1023		1041	1033			1053
Alexandra Palace (AAP)	d		0938						1008							1038			
Potters Bar (PBR)	d		0946						1016							1046			
Hatfield (HAT)	d		0952						1022							1052			
Welwyn Garden City (WGC)	4 d		0958						1028							1058			
Welwyn North (WLW)	d		1000						1030							1100			
Knebworth (KBW)	d		1004						1034							1104			
Stevenage (SVG)	4 d	1002	1008		1015	1028		1032	1038				1045	1055a		1102	1108		1115
Hitchin (HIT)	4 d	1007	1014		1020			1037	1044				1050			1107	1114		1121
Arlesey (ARL)	d				1026								1056						1126
Biggleswade (BIW)	d				1031								1101						1132
Sandy (SDY)	d				1035								1105						1136
St Neots (SNO)	d				1043								1113						1143
Huntingdon (HUN)	d				1050								1120						1151
Peterborough (PBO)	8 a			1050	1106	1056						1116	1139					1150	1206
Letchworth Garden City (LET)	d	1013	1020					1043	1050a							1113	1120		
Baldock (BDK)	d	1016	1023					1046								1116	1123		
Ashwell & Morden (AWM)	d	1021						1051								1121			
Royston (RYS)	d	1026	1032					1056								1126	1132		
Meldreth (MEL)	d		1035														1135		
Shepreth (STH)	d		1039														1139		
Foxton (FXN)	d		1041														1141		
Cambridge (CBG)	a	1030	1041	1053			1100	1111							1130	1141	1153		
Cambridge (CBG)	d	1035					1105								1135				
Cambridge North (CMB)	d	1039					1109								1139				
Waterbeach (WBC)	d	1044					1114								1144				
Ely (ELY)	4 a	1053					1125								1153				
Ely (ELY)	4 d	1056													1156				
Littleport (LTP)	d	1106c													1206c				
Downham Market (DOW)	d	1115													1215				
Watlington (WTG)	d	1121													1221				
Kings Lynn (KLN)	a	1130													1230				

NOTES (see introductory pages for explanation of train operator codes and standard symbols)

- a Arrival time
- d Departure time
- c Arrives 3 minutes earlier

- A To Leeds
- B To Edinburgh
- G To Lincoln

London, Brighton, Horsham, Gatwick Airport and East Croydon to Stevenage, Peterborough, Cambridge, Ely and Kings Lynn

Saturdays

Operator	GR C	GN	TL	GN	GR B	TL	GR F	GN	TL	GN	GR A	TL	GR G	GN	TL	GN	GR B
Days of operation/Notes 1st Class/Reservations/Bus/Ferry Catering facilities	1R X	1	1	1	1R X	1	1R X	1	1	1	1R X	1	1R X	1	1	1	1R X
Brighton (BTN)	10 d			0944						1014							1044
Horsham (HRH)	4 d					0955						1025					
Gatwick Airport (GTW)	←10 d			1016		1019				1046		1049					1116
Redhill (RDH)	d					1029						1059					
East Croydon (ECR)	🚆 d			1031		1045				1101		1115					1131
London Bridge (LBG)	↻4 d			1046		1101				1116		1131					1146
London Blackfriars (BFR)	↻3 d			1052		1107				1122		1137					1152
City Thameslink (CTK)	3 d			1054		1109				1124		1139					1154
Farringdon (ZFD)	↻3 d			1056		1111				1126		1141					1156
St Pancras International (STP)	↻15 d			1101		1116				1131		1146					1201
London Kings Cross (KGX)	↻15 d	1106	1112		1057	1130		1135	1142		1127	1203		1206	1212		1157
Finsbury Park (FPK)	↻ a			1107	1102					1137	1132		1152				1207
Finsbury Park (FPK)	↻ d			1111	1103					1141	1133		1153				1211
Alexandra Palace (AAP)	d				1108						1138						1208
Potters Bar (PBR)	d				1116						1146						1216
Hatfield (HAT)	d				1122						1152						1222
Welwyn Garden City (WGC)	4 d				1128						1158						1228
Welwyn North (WLW)	d				1130						1200						1230
Knebworth (KBW)	d				1134						1204						1234
Stevenage (SVG)	4 d	1127		1132	1138		1145	1156a		1202	1208		1215	1227		1232	1238
Hitchin (HIT)	4 d			1137	1144		1150			1207	1214		1220			1237	1244
Arlesey (ARL)	d					1156						1226					
Biggleswade (BIW)	d					1201						1231					
Sandy (SDY)	d					1205						1235					
St Neots (SNO)	d					1213						1243					
Huntingdon (HUN)	d					1220						1250					
Peterborough (PBO)	8 a	1156				1217	1240					1250	1306	1257			1317
Letchworth Garden City (LET)	d			1143	1150a					1213	1220					1243	1250a
Baldock (BDK)	d			1146						1216	1223					1246	
Ashwell & Morden (AWM)	d			1151						1221						1251	
Royston (RYS)	d			1156						1226	1232					1256	
Meldreth (MEL)	d										1235						
Shepreth (STH)	d										1239						
Foxton (FXN)	d										1241						
Cambridge (CBG)	a		1200	1211					1230	1241	1253				1300	1311	
Cambridge (CBG)	d		1203						1235						1305		
Cambridge North (CMB)	d		1208						1239						1309		
Waterbeach (WBC)	d		1212						1244						1314		
Ely (ELY)	4 a		1224						1254						1325		
Ely (ELY)	4 d								1256								
Littleport (LTP)	d								1306c								
Downham Market (DOW)	d								1315								
Watlington (WTG)	d								1321								
Kings Lynn (KLN)	a								1330								

NOTES (see introductory pages for explanation of train operator codes and standard symbols)

- a Arrival time
- d Departure time
- c Arrives 3 minutes earlier

- A To Leeds
- B To Edinburgh
- C To York
- F To Harrogate
- G To Lincoln

London, Brighton, Horsham, Gatwick Airport and East Croydon to Stevenage, Peterborough, Cambridge, Ely and Kings Lynn

Saturdays

Operator Days of operation/Notes 1st Class/Reservations/Bus/Ferry Catering facilities	TL	GR A	GN	TL	GN	GR B	GR A	TL	GR C	GN	TL	GN	GR B	TL	GR F	GN	TL
	□	□ □ ^R □ ^X	□	□	□	□ □ ^R □ ^X	□ □ ^R □ ^X	□	□ □ ^R □ ^X	□	□	□	□ □ ^R □ ^X	□	□ □ ^R □ ^X	□	□
Brighton (BTN)	10 d			1114							1144						1214
Horsham (HRH)	4 d	1055						1125						1155			
Gatwick Airport (GTW)	←10 d	1119		1146				1149			1216			1219			1246
Redhill (RDH)	d	1129						1159						1229			
East Croydon (ECR)	10 d	1145		1201				1215			1231			1245			1301
London Bridge (LBG)	4 d	1201		1216				1231			1246			1301			1316
London Blackfriars (BFR)	3 d	1207		1222				1237			1252			1307			1322
City Thameslink (CTK)	3 d	1209		1224				1239			1254			1309			1324
Farringdon (ZFD)	3 d	1211		1226				1241			1256			1311			1326
St Pancras International (STP)	15 d	1216		1231				1246			1301			1316			1331
London Kings Cross (KGX)	15 d		1235 1242		1227 1300 1303				1306 1312			1257 1330		1335 1342			
Finsbury Park (FPK)	a	1222		1237 1232				1252			1307 1302			1322			1337
Finsbury Park (FPK)	d	1223		1241 1233				1253			1311 1303			1323			1341
Alexandra Palace (AAP)	d			1238									1308				
Potters Bar (PBR)	d			1246									1316				
Hatfield (HAT)	d			1252									1322				
Welwyn Garden City (WGC)	4 d			1258									1328				
Welwyn North (WLW)	d			1300									1330				
Knebworth (KBW)	d			1304									1334				
Stevenage (SVG)	4 d	1245 1256a		1302 1308				1315 1328			1332 1338			1345 1356a			1402
Hitchin (HIT)	4 d	1250		1307 1314				1320 1326			1337 1344			1350 1356			1407
Arlesey (ARL)	d	1256						1326					1356				
Biggleswade (BIW)	d	1301						1331					1401				
Sandy (SDY)	d	1305						1335					1405				
St Neots (SNO)	d	1313						1343					1413				
Huntingdon (HUN)	d	1320						1350					1420				
Peterborough (PBO)	8 a	1336				1347 1350		1406 1356					1416 1439				
Letchworth Garden City (LET)	d			1313 1320							1343 1350a						1413
Baldock (BDK)	d			1316 1323							1346						1416
Ashwell & Morden (AWM)	d			1321							1351						1421
Royston (RYS)	d			1326 1332							1356						1426
Meldreth (MEL)	d			1335													
Shepreth (STH)	d			1339													
Foxton (FXN)	d			1341													
Cambridge (CBG)	a		1330 1341	1353						1400 1411						1430 1441	
Cambridge (CBG)	d		1335							1405						1435	
Cambridge North (CMB)	d		1339							1409						1439	
Waterbeach (WBC)	d		1344							1414						1444	
Ely (ELY)	4 a		1353							1425						1453	
Ely (ELY)	4 d		1356													1456	
Littleport (LTP)	d		1406c													1506c	
Downham Market (DOW)	d		1415													1515	
Watlington (WTG)	d		1421													1521	
Kings Lynn (KLN)	a		1430													1530	

NOTES (see introductory pages for explanation of train operator codes and standard symbols)

- a Arrival time
- d Departure time
- c Arrives 3 minutes earlier

- A To Leeds
- B To Edinburgh
- C To York
- F To Harrogate

London, Brighton, Horsham, Gatwick Airport and East Croydon to Stevenage, Peterborough, Cambridge, Ely and Kings Lynn

Saturdays

Operator	GN	GR A	TL	GR G	GN	TL	GN	GR B	TL	GR A	GN	TL	GN	GR A	TL	GR C	GN	
Days of operation/Notes 1st Class/Reservations/Bus/Ferry Catering facilities	☐	☐☐☐ ☒	☐	☐☐☐ ☒	☐	☐	☐	☐☐☐ ☒	☐	☐☐☐ ☒	☐	☐	☐	☐☐☐ ☒	☐	☐☐☐ ☒	☐	
Brighton (BTN)	10	d				1244						1314						
Horsham (HRH)	4	d		1225					1255							1325		
Gatwick Airport (GTW)	←10	d		1249		1316			1319			1346				1349		
Redhill (RDH)		d		1259					1329							1359		
East Croydon (ECR)		d		1315		1331			1345			1401				1415		
London Bridge (LBG)	↔4	d		1331		1346			1401			1416				1431		
London Blackfriars (BFR)	↔3	d		1337		1352			1407			1422				1437		
City Thameslink (CTK)	3	d		1339		1354			1409			1424				1439		
Farringdon (ZFD)	↔3	d		1341		1356			1411			1426				1441		
St Pancras International (STP)	↔15	d		1346		1401			1416			1431				1446		
London Kings Cross (KGX)	↔15	d	1327	1403	1406	1412		1357	1430		1435	1442		1427	1503	1506	1512	
Finsbury Park (FPK)	↔	a	1332		1352		1407	1402		1422		1437	1432		1452			
Finsbury Park (FPK)	↔	d	1333		1353		1411	1403		1423		1441	1433		1453			
Alexandra Palace (AAP)		d	1338					1408					1438					
Potters Bar (PBR)		d	1346					1416					1446					
Hatfield (HAT)		d	1352					1422					1452					
Welwyn Garden City (WGC)	4	d	1358					1428					1458					
Welwyn North (WLW)		d	1400					1430					1500					
Knebworth (KBW)		d	1404					1434					1504					
Stevenage (SVG)	4	d	1408		1415	1428		1432	1438		1445	1456a		1502	1508		1515	1528
Hitchin (HIT)	4	d	1414		1420			1437	1444		1450		1507	1514		1520		
Arlesey (ARL)		d		1426								1456					1526	
Biggleswade (BIW)		d		1431								1501					1531	
Sandy (SDY)		d		1435								1505					1535	
St Neots (SNO)		d		1443								1513					1543	
Huntingdon (HUN)		d		1450								1520					1550	
Peterborough (PBO)	8	a		1450	1506	1456			1517	1539					1550	1606	1557	
Letchworth Garden City (LET)		d	1420					1443	1450a				1513	1520				
Baldock (BDK)		d	1423					1446					1516	1523				
Ashwell & Morden (AWM)		d						1451					1521					
Royston (RYS)		d	1432					1456					1526	1532				
Meldreth (MEL)		d	1435											1535				
Shepreth (STH)		d	1439											1539				
Foxton (FXN)		d	1441											1541				
Cambridge (CBG)		a	1453			1500	1511					1530	1541	1553				1600
Cambridge (CBG)		d				1505						1535						1605
Cambridge North (CMB)		d				1509						1539						1609
Waterbeach (WBC)		d				1514						1544						1614
Ely (ELY)	4	a				1525						1554						1625
Ely (ELY)	4	d										1556						
Littleport (LTP)		d										1606c						
Downham Market (DOW)		d										1615						
Watlington (WTG)		d										1621						
Kings Lynn (KLN)		a										1630						

NOTES (see introductory pages for explanation of train operator codes and standard symbols)

- a Arrival time
- d Departure time
- c Arrives 3 minutes earlier

- A To Leeds
- B To Edinburgh
- C To York
- G To Lincoln

London, Brighton, Horsham, Gatwick Airport and East Croydon to Stevenage, Peterborough, Cambridge, Ely and Kings Lynn

Saturdays

Operator	TL	GN	GR B	TL	GR F	GN	TL	GN	GR A	TL	GR G	GN	TL	GN	GR B	TL	GR H
Days of operation/Notes 1st Class/Reservations/Bus/Ferry Catering facilities	Ⓜ	Ⓜ	Ⓜ Ⓜ Ⓜ	Ⓜ	Ⓜ Ⓜ Ⓜ	Ⓜ	Ⓜ	Ⓜ	Ⓜ Ⓜ Ⓜ	Ⓜ	Ⓜ Ⓜ Ⓜ	Ⓜ	Ⓜ	Ⓜ	Ⓜ Ⓜ Ⓜ	Ⓜ	Ⓜ Ⓜ Ⓜ
Brighton (BTN)	10 d	1344					1414						1444				
Horsham (HRH)	4 d			1355						1425						1455	
Gatwick Airport (GTW)	← 10 d	1416		1419			1446			1449			1516			1519	
Redhill (RDH)	d			1429						1459						1529	
East Croydon (ECR)	Ⓜ d	1431		1445			1501			1515			1531			1545	
London Bridge (LBG)	Ⓜ 4 d	1446		1501			1516			1531			1546			1601	
London Blackfriars (BFR)	Ⓜ 3 d	1452		1507			1522			1537			1552			1607	
City Thameslink (CTK)	Ⓜ 3 d	1454		1509			1524			1539			1554			1609	
Farringdon (ZFD)	Ⓜ 3 d	1456		1511			1526			1541			1556			1611	
St Pancras International (STP)	Ⓜ 15 d	1501		1516			1531			1546			1601			1616	
London Kings Cross (KGX)	Ⓜ 15 d		1457	1530	1535	1542		1527	1603		1606	1612		1557	1630		1633
Finsbury Park (FPK)	Ⓜ a	1507	1502	1522			1537	1532		1552			1607	1602		1622	
Finsbury Park (FPK)	Ⓜ d	1511	1503	1523			1541	1533		1553			1611	1603		1623	
Alexandra Palace (AAP)	d		1508					1538						1608			
Potters Bar (PBR)	d		1516					1546						1616			
Hatfield (HAT)	d		1522					1552						1622			
Welwyn Garden City (WGC)	4 d		1528					1558						1628			
Welwyn North (WLW)	d		1530					1600						1630			
Knebworth (KBW)	d		1534					1604						1634			
Stevenage (SVG)	4 d	1532	1538	1545	1556a		1602	1608		1615	1627		1632	1638		1645	1653a
Hitchin (HIT)	4 d	1537	1544	1550			1607	1614		1620			1637	1644		1650	
Arlesey (ARL)	d			1556						1626						1656	
Biggleswade (BIW)	d			1601						1631						1701	
Sandy (SDY)	d			1605						1635						1705	
St Neots (SNO)	d			1613						1643						1713	
Huntingdon (HUN)	d			1620						1650						1720	
Peterborough (PBO)	8 a			1617	1639				1651	1706	1656				1716	1739	
Letchworth Garden City (LET)	d	1543	1550a				1613	1620					1643	1650a			
Baldock (BDK)	d	1546					1616	1623					1646				
Ashwell & Morden (AWM)	d	1551					1621						1651				
Royston (RYS)	d	1556					1626	1632					1656				
Meldreth (MEL)	d							1635									
Shepreth (STH)	d							1639									
Foxton (FXN)	d							1641									
Cambridge (CBG)	a	1611			1630	1641	1653					1700	1711				
Cambridge (CBG)	d				1635							1705					
Cambridge North (CMB)	d				1639							1709					
Waterbeach (WBC)	d				1644							1714					
Ely (ELY)	4 a				1653							1725					
Ely (ELY)	4 d				1656												
Littleport (LTP)	d				1706c												
Downham Market (DOW)	d				1715												
Watlington (WTG)	d				1721												
Kings Lynn (KLN)	a				1730												

NOTES (see introductory pages for explanation of train operator codes and standard symbols)

- a Arrival time
- d Departure time
- c Arrives 3 minutes earlier
- A To Leeds
- B To Edinburgh
- F To Harrogate
- G To Lincoln
- H To Bradford Forster Square

London, Brighton, Horsham, Gatwick Airport and East Croydon to Stevenage, Peterborough, Cambridge, Ely and Kings Lynn

Saturdays

Operator Days of operation/Notes 1st Class/Reservations/Bus/Ferry Catering facilities	GN	GN	TL	GN	GR A	TL	GN	TL	GN	GR J	GR B	TL	GR A	GN	GN	TL	GN	
	□	□	□	□	□ □ ☒	□	□	□	□	□ □ □	□ □ □	□	□ □ □	□	□	□	□	
Brighton (BTN)	10 d			1514				1544									1614	
Horsham (HRH)	4 d					1525						1555						
Gatwick Airport (GTW)	←10 d			1546		1549		1616				1619						1646
Redhill (RDH)	d					1559						1629						
East Croydon (ECR)	☐ d			1601		1615		1631				1645						1701
London Bridge (LBG)	☐ 4 d			1616		1631		1646				1701						1716
London Blackfriars (BFR)	☐ 3 d			1622		1637		1652				1707						1722
City Thameslink (CTK)	3 d			1624		1639		1654				1709						1724
Farringdon (ZFD)	☐ 3 d			1626		1641		1656				1711						1726
St Pancras International (STP)	☐ 15 d			1631		1646		1701				1716						1731
London Kings Cross (KGX)	☐ 15 d	1636	1642		1627	1703		1712		1657	1718	1730		1733	1736	1742		1727
Finsbury Park (FPK)	☐ a			1637	1632		1652	1707	1702			1722					1737	1732
Finsbury Park (FPK)	☐ d			1641	1633		1653	1711	1703			1723					1741	1733
Alexandra Palace (AAP)	d				1638				1708									1738
Potters Bar (PBR)	d				1646				1716									1746
Hatfield (HAT)	d				1652				1722									1752
Welwyn Garden City (WGC)	4 d				1658				1728									1758
Welwyn North (WLW)	d				1700				1730									1800
Knebworth (KBW)	d				1704				1734									1804
Stevenage (SVG)	4 d			1702	1708		1715	1732	1738			1745	1753a				1802	1808
Hitchin (HIT)	4 d			1707	1714		1720	1737	1744			1750					1807	1814
Arlesey (ARL)	d					1726						1756						
Biggleswade (BIW)	d	1709				1731						1801		1809				
Sandy (SDY)	d					1735						1805						
St Neots (SNO)	d	1719				1743						1813		1819				
Huntingdon (HUN)	d	1727				1750						1820		1827				
Peterborough (PBO)	8 a	1743				1750	1806			1809	1816	1839		1843				
Letchworth Garden City (LET)	d			1713	1720			1743	1750a								1813	1820
Baldock (BDK)	d			1716	1723			1746									1816	1823
Ashwell & Morden (AWM)	d			1721				1751									1821	
Royston (RYS)	d			1726	1732			1756									1826	1832
Meldreth (MEL)	d				1735													1835
Shepreth (STH)	d				1739													1839
Foxton (FXN)	d				1741													1841
Cambridge (CBG)	a		1730	1741	1753			1800	1811							1830	1841	1853
Cambridge (CBG)	d		1735					1805									1835	
Cambridge North (CMB)	d		1739					1809									1839	
Waterbeach (WBC)	d		1744					1814									1844	
Ely (ELY)	4 a		1753					1825									1853	
Ely (ELY)	4 d		1756														1856	
Littleport (LTP)	d		1806c														1906c	
Downham Market (DOW)	d		1815														1915	
Watlington (WTG)	d		1821														1921	
Kings Lynn (KLN)	a		1830														1930	

NOTES (see introductory pages for explanation of train operator codes and standard symbols)

- a Arrival time
- d Departure time
- c Arrives 3 minutes earlier

- A To Leeds
- B To Edinburgh
- J To Hull

London, Brighton, Horsham, Gatwick Airport and East Croydon to Stevenage, Peterborough, Cambridge, Ely and Kings Lynn

Saturdays

Operator	GR	GN	GR	TL	TL	GN	GR	TL	GR	GN	GN	TL	GN	GR	TL	GR	GN
Days of operation/Notes	K		A				L		F					A		G	
1st Class/Reservations/Bus/Ferry	Ⓚ		Ⓚ				Ⓚ		Ⓚ					Ⓚ		Ⓚ	
Catering facilities	Ⓚ		Ⓚ				Ⓚ		Ⓚ					Ⓚ		Ⓚ	
Brighton (BTN)	10	d			1644							1714					
Horsham (HRH)	4	d		1625				1655							1725		
Gatwick Airport (GTW)	←10	d		1649	1716			1719				1746			1749		
Redhill (RDH)		d		1659				1729							1759		
East Croydon (ECR)		d		1715	1731			1745				1801			1815		
London Bridge (LBG)	⊖4	d		1731	1746			1801				1816			1831		
London Blackfriars (BFR)	⊖3	d		1737	1752			1807				1822			1837		
City Thameslink (CTK)	3	d		1739	1754			1809				1824			1839		
Farringdon (ZFD)	⊖3	d		1741	1756			1811				1826			1841		
St Pancras International (STP)	⊖15	d		1746	1801			1816				1831			1846		
London Kings Cross (KGX)	⊖15	d	1803	1812	1818		1757	1830		1833	1836	1842		1827	1903		1906
Finsbury Park (FPK)	⊖	a		1752	1807	1802		1822				1837	1832		1852		1912
Finsbury Park (FPK)	⊖	d		1753	1811	1803		1823				1841	1833		1853		
Alexandra Palace (AAP)		d				1808							1838				
Potters Bar (PBR)		d				1816							1846				
Hatfield (HAT)		d				1822							1852				
Welwyn Garden City (WGC)	4	d				1828							1858				
Welwyn North (WLW)		d				1830							1900				
Knebworth (KBW)		d				1834							1904				
Stevenage (SVG)	4	d		1815	1832	1838		1845	1853a			1902	1908		1915	1927	
Hitchin (HIT)	4	d		1820	1837	1844		1850				1907	1914		1920		
Arlesey (ARL)		d		1826				1856							1926		
Biggleswade (BIW)		d		1831				1901		1909					1931		
Sandy (SDY)		d		1835				1905							1935		
St Neots (SNO)		d		1843				1913		1919					1943		
Huntingdon (HUN)		d		1851				1920		1927					1950		
Peterborough (PBO)	8	a	1850		1905	1908		1916	1939			1943			1950	2006	1956
Letchworth Garden City (LET)		d				1843	1850a					1913	1920				1939
Baldock (BDK)		d				1846						1916	1923				
Ashwell & Morden (AWM)		d				1851						1921					
Royston (RYS)		d				1856						1926	1932				1949
Meldreth (MEL)		d											1935				
Shepreth (STH)		d											1939				
Foxton (FXN)		d											1941				
Cambridge (CBG)		a		1900		1911						1930	1941	1953			2003
Cambridge (CBG)		d		1905								1935					2005
Cambridge North (CMB)		d		1909								1939					2009
Waterbeach (WBC)		d		1914								1944					2014
Ely (ELY)	4	a		1923								1953					2023
Ely (ELY)	4	d		1926								1956					2024
Littleport (LTP)		d		1933								2006c					2036f
Downham Market (DOW)		d		1944								2015					2045
Watlington (WTG)		d		1950								2021					2051
Kings Lynn (KLN)		a		1959								2030					2100

NOTES (see introductory pages for explanation of train operator codes and standard symbols)

- a Arrival time
- d Departure time
- c Arrives 3 minutes earlier
- f Arrives 5 minutes earlier

- A To Leeds
- F To Harrogate
- G To Lincoln
- K To Skipton
- L To Newcastle

London, Brighton, Horsham, Gatwick Airport and East Croydon to Stevenage, Peterborough, Cambridge, Ely and Kings Lynn

Saturdays

Operator Days of operation/Notes 1st Class/Reservations/Bus/Ferry Catering facilities	TL	GN	GR L	TL	GR H	GN	TL	GN	GC M	GR L	GR A	TL	GN	TL	GN	GR A	TL
	□	□	□ □	□	□ □	□	□	□	□ □	□ □	□ □	□	□	□	□	□ □	□
Brighton (BTN)	10 d	1744					1814							1844			
Horsham (HRH)	4 d			1755								1825					1855
Gatwick Airport (GTW)	←10 d	1816		1819			1846					1849		1916			1919
Redhill (RDH)	d			1829								1859					1929
East Croydon (ECR)	10 d	1831		1845			1901					1915		1931			1945
London Bridge (LBG)	4 d	1846		1901			1916					1931		1946			2001
London Blackfriars (BFR)	3 d	1852		1907			1922					1937		1952			2007
City Thameslink (CTK)	3 d	1854		1909			1924					1939		1954			2009
Farringdon (ZFD)	3 d	1856		1911			1926					1941		1956			2011
St Pancras International (STP)	15 d	1901		1916			1931					1946		2001			2016
London Kings Cross (KGX)	15 d		1857	1930	1933	1939		1927	1957	2000	2003		2009			1957	2030
Finsbury Park (FPK)	a	1907	1902		1922		1937	1932				1952		2007	2002		2022
Finsbury Park (FPK)	d	1911	1903		1923		1938	1933				1953		2008	2003		2023
Alexandra Palace (AAP)	d		1908					1938							2008		
Potters Bar (PBR)	d		1916					1946							2016		
Hatfield (HAT)	d		1922					1952							2022		
Welwyn Garden City (WGC)	4 d		1928					1958							2028		
Welwyn North (WLW)	d		1930					2000							2030		
Knebworth (KBW)	d		1934					2004							2034		
Stevenage (SVG)	4 d	1932	1938		1945	1954a	1959	2008				2015		2029	2038		2045
Hitchin (HIT)	4 d	1938	1944		1950		2005	2014				2020		2035	2044		2050
Arlesey (ARL)	d			1956								2026					2056
Biggleswade (BIW)	d			2001								2031					2101
Sandy (SDY)	d			2005								2035					2105
St Neots (SNO)	d			2013								2043					2113
Huntingdon (HUN)	d			2020								2050					2120
Peterborough (PBO)	8 a			2017	2039				2043	2046	2050	2106				2117	2139
Letchworth Garden City (LET)	d	1943	1950a			2007	2011	2020					2037	2041	2050a		
Baldock (BDK)	d	1946					2014	2023						2044			
Ashwell & Morden (AWM)	d	1951					2019							2049			
Royston (RYS)	d	1956				2016	2024	2032					2046	2054			
Meldreth (MEL)	d							2035									
Shepreth (STH)	d							2039									
Foxton (FXN)	d							2041									
Cambridge (CBG)	a	2011				2031	2039	2053						2101	2111		
Cambridge (CBG)	d					2035								2105			
Cambridge North (CMB)	d					2039								2109			
Waterbeach (WBC)	d					2044								2114			
Ely (ELY)	4 a					2053								2123			
Ely (ELY)	4 d					2055								2126			
Littleport (LTP)	d					2106e								2136c			
Downham Market (DOW)	d					2115								2145			
Watlington (WTG)	d					2121								2151			
Kings Lynn (KLN)	a					2130								2200			

NOTES (see introductory pages for explanation of train operator codes and standard symbols)

- a Arrival time
 - d Departure time
 - c Arrives 3 minutes earlier
 - e Arrives 4 minutes earlier
- A To Leeds
 - H To Bradford Forster Square
 - L To Newcastle
 - M To Bradford Interchange

London, Brighton, Horsham, Gatwick Airport and East Croydon to Stevenage, Peterborough, Cambridge, Ely and Kings Lynn

Saturdays

Operator Days of operation/Notes 1st Class/Reservations/Bus/Ferry Catering facilities	GN	TL	GN	GR L A R X	TL	GN	GN	TL	GN	TL	GN	GR A A R X	TL	TL	GN	GN	TL	
	□	□	□	□	□	□	□	□	□	□	□	□	□	□	□	□	□	
Brighton (BTN)	10 d		1914								2014						2114	
Horsham (HRH)	4 d				1925			1955					2025	2055				
Gatwick Airport (GTW)	←10 d		1946		1949			2019		2046			2049	2119			2146	
Redhill (RDH)	d				1959			2029					2059	2129				
East Croydon (ECR)	10 d		2001		2015			2045		2101			2115	2145			2201	
London Bridge (LBG)	4 d		2016		2031			2101		2116			2131	2201			2216	
London Blackfriars (BFR)	3 d		2022		2037			2107		2122			2137	2207			2222	
City Thameslink (CTK)	3 d		2024		2039													
Farringdon (ZFD)	3 d		2026		2041			2111		2126			2141	2211			2226	
St Pancras International (STP)	15 d		2031		2046			2116		2131			2146	2216			2231	
London Kings Cross (KGX)	15 d	2039		2027	2100		2109	2057		2139		2127	2200		2209	2239		
Finsbury Park (FPK)	4 d		2037	2032		2052		2102	2122		2137	2132		2152	2222		2237	
Finsbury Park (FPK)	4 d		2038	2033		2053		2103	2123		2138	2133		2153	2223		2238	
Alexandra Palace (AAP)	d			2038				2108					2138					
Potters Bar (PBR)	d			2046				2116					2146					
Hatfield (HAT)	d			2052				2122					2152					
Welwyn Garden City (WGC)	4 d			2058				2128					2158					
Welwyn North (WLW)	d			2100				2130					2200					
Knebworth (KBW)	d			2104				2134					2204					
Stevenage (SVG)	4 d		2059	2108		2115		2138	2145		2159	2208		2215	2245		2259	
Hitchin (HIT)	4 d		2105	2114		2120		2144	2150		2205	2214		2220	2250		2305	
Arlesey (ARL)	d				2126				2156					2226	2256			
Biggleswade (BIW)	d				2131				2201					2231	2301			
Sandy (SDY)	d				2135				2205					2235	2305			
St Neots (SNO)	d				2143				2213					2243	2313			
Huntingdon (HUN)	d				2150				2220					2250	2320			
Peterborough (PBO)	8 a				2147	2206			2239				2246	2306	2339			
Letchworth Garden City (LET)	d	2106	2111	2120			2136	2150a		2206	2211	2220				2236	2306	2311
Baldock (BDK)	d		2114	2123							2214	2223						2314
Ashwell & Morden (AWM)	d		2119	2128							2219	2228						2319
Royston (RYS)	d	2116	2124	2133			2146			2216	2224	2233			2246	2316	2324	
Meldreth (MEL)	d			2136										2236				
Shepreth (STH)	d			2140										2240				
Foxton (FXN)	d			2142										2242				
Cambridge (CBG)	a	2130	2139	2153			2200			2230	2239	2253				2300	2330	2339
Cambridge (CBG)	d	2135					2205			2235						2305	2335	
Cambridge North (CMB)	d	2139					2209			2239						2309	2339	
Waterbeach (WBC)	d	2144					2214			2244						2314	2344	
Ely (ELY)	4 a	2153					2225			2253						2325	2353	
Ely (ELY)	4 d	2156								2256							2355	
Littleport (LTP)	d	2206c								2303							0002	
Downham Market (DOW)	d	2215								2312							0011	
Watlington (WTG)	d	2221								2318							0017	
Kings Lynn (KLN)	a	2230								2327							0026	

NOTES (see introductory pages for explanation of train operator codes and standard symbols)

- a Arrival time
- d Departure time
- c Arrives 3 minutes earlier

- A To Leeds
- L To Newcastle

London, Brighton, Horsham, Gatwick Airport and East Croydon to Stevenage, Peterborough, Cambridge, Ely and Kings Lynn

Saturdays

Operator Days of operation/Notes 1st Class/Reservations/Bus/Ferry	GN	TL	TL	GN	TL	GN	TL	GN	GN	TL	GN	GN	TL	TL	TL	TL	TL	TL
	0	0	0	0	0	0	0	0	0	0	0	0	0	0	0	0	0	0
Brighton (BTN)	10 d				2214													
Horsham (HRH)	4 d	2125	2155				2225							2311	2311			
Gatwick Airport (GTW)	←10 d	2149	2219		2246		2249							2335	2335			
Redhill (RDH)	d	2204	2234				2304							2349	2349			
East Croydon (ECR)	d	2215	2245		2301		2315							0010	0010			
London Bridge (LBG)	⊖4 d	2231	2301		2316		2331											
London Blackfriars (BFR)	⊖3 d	2237	2307		2322		2337							0037	0037			
City Thameslink (CTK)	3 d																	
Farringdon (ZFD)	⊖3 d	2241	2311		2326		2341							0041	0041			
St Pancras International (STP)	⊖15 d	2246	2316		2331		2346							0046	0046			
London Kings Cross (KGX)	⊖15 d	2227		2309		2327		0002		0018	0032	0036						
Finsbury Park (FPK)	⊖ a	2232	2252	2322		2337	2332	2352	0007	0023	0037	0041		0052	0052			
Finsbury Park (FPK)	⊖ d	2233	2253	2323		2338	2333	2353	0008	2357	0025	0038	0042	0027	0053	0053		
Alexandra Palace (AAP)	d	2238					2338			0005			0047	0035				
Potters Bar (PBR)	d	2246					2346						0055					
Hatfield (HAT)	d	2252					2352						0101					
Welwyn Garden City (WGC)	4 d	2258					2358						0106					
Welwyn North (WLW)	d	2300					0001						0109					
Knebworth (KBW)	d	2304					0005						0113					
Stevenage (SVG)	4 d	2308	2315	2345		2359	0009	0014	0029	0049	0056	0103	0117	0121	0125	0125		
Hitchin (HIT)	4 d	2314	2320	2350		0005	0014	0022	0035	0055	0102	0111	0125	0130	0133	0133a	0140	
Arlesey (ARL)	d	2326	2356					0028				0107			0138		0158	
Biggleswade (BIW)	d	2331	0001					0033				0113			0144		0218	
Sandy (SDY)	d	2335	0005					0037				0117			0148		0228	
St Neots (SNO)	d	2343	0013					0044				0124			0155		0248a	0253
Huntingdon (HUN)	d	2350	0020					0052				0132			0203			0323a
Peterborough (PBO)	8 a	0009	0039					0110				0150			0221			
Letchworth Garden City (LET)	d	2320			2336	0011	0020		0040	0101a		0116s	0129a	0136a				
Baldock (BDK)	d	2323				0014	0023		0043			0119s						
Ashwell & Morden (AWM)	d	2328				0019	0028		0048			0124s						
Royston (RYS)	d	2333		2346		0024	0033		0053			0129s						
Meldreth (MEL)	d	2336					0036		0056									
Shepreth (STH)	d	2340					0040		0100									
Foxton (FXN)	d	2342					0042		0102									
Cambridge (CBG)	a	2353			0001	0039	0054		0112			0144						
Cambridge (CBG)	d				0005													
Cambridge North (CMB)	d				0009													
Waterbeach (WBC)	d				0014													
Ely (ELY)	4 a				0023													
Ely (ELY)	4 d				0025													
Littleport (LTP)	d				0032													
Downham Market (DOW)	d				0041													
Watlington (WTG)	d				0047													
Kings Lynn (KLN)	a				0056													

NOTES (see introductory pages for explanation of train operator codes and standard symbols)




- a Arrival time
- d Departure time
- s Stops to set down only

- N From Moorgate
- P Runs until 7 September
- Q Runs from 14 September
- R Runs from 15 September

- SUM Sunday mornings

London, Brighton, Horsham, Gatwick Airport and East Croydon to Stevenage, Peterborough, Cambridge, Ely and Kings Lynn

Saturdays

Operator	TL	GN
Days of operation/Notes	SUM	SUM
1st Class/Reservations/Bus/Ferry		
Brighton (BTN)	10 d	
Horsham (HRH)	4 d	
Gatwick Airport (GTW)	←10 d	
Redhill (RDH)	d	
East Croydon (ECR)	 d	
London Bridge (LBG)	↔4 d	
London Blackfriars (BFR)	↔3 d	
City Thameslink (CTK)	3 d	
Farringdon (ZFD)	↔3 d	
St Pancras International (STP)	↔↔15 d	
London Kings Cross (KGX)	↔15 d	0107
Finsbury Park (FPK)	↔ a	0112
Finsbury Park (FPK)	↔ d	0113
Alexandra Palace (AAP)	d	0118
Potters Bar (PBR)	d	0126
Hatfield (HAT)	d	0132
Welwyn Garden City (WGC)	4 d	0138
Welwyn North (WLW)	d	0140
Knebworth (KBW)	d	0144
Stevenage (SVG)	4 d	0149
Hitchin (HIT)	4 d	0158
Arlesey (ARL)	d	
Biggleswade (BIW)	d	
Sandy (SDY)	d	
St Neots (SNO)	d	
Huntingdon (HUN)	d	0328
Peterborough (PBO)	8 a	0408
Letchworth Garden City (LET)	d	0203a
Baldock (BDK)	d	
Ashwell & Morden (AWM)	d	
Royston (RYS)	d	
Meldreth (MEL)	d	
Shepreth (STH)	d	
Foxton (FXN)	d	
Cambridge (CBG)	a	
Cambridge (CBG)	d	
Cambridge North (CMB)	d	
Waterbeach (WBC)	d	
Ely (ELY)	4 a	
Ely (ELY)	4 d	
Littleport (LTP)	d	
Downham Market (DOW)	d	
Watlington (WTG)	d	
Kings Lynn (KLN)	a	

NOTES (see introductory pages for explanation of train operator codes and standard symbols)

- a** Arrival time
- d** Departure time
- R** Runs from 15 September
- SUM** Sunday mornings

London, Brighton, Horsham, Gatwick Airport and East Croydon to Stevenage, Peterborough, Cambridge, Ely and Kings Lynn

Sundays

Operator	GN	GN	TL	GN	TL	GN	GN	GR A	GN	GR B	GR C	TL	GN	GR D	TL	GR C	GR E	GN		
Days of operation/Notes 1st Class/Reservations/Bus/Ferry Catering facilities	Ⓜ	Ⓜ	Ⓜ	Ⓜ	Ⓜ	Ⓜ	Ⓜ	Ⓜ Ⓜ Ⓜ	Ⓜ	Ⓜ Ⓜ Ⓜ	Ⓜ Ⓜ Ⓜ	Ⓜ	Ⓜ	Ⓜ Ⓜ Ⓜ	Ⓜ	Ⓜ Ⓜ Ⓜ	Ⓜ Ⓜ Ⓜ	Ⓜ		
Brighton (BTN)	10 d																			
Horsham (HRH)	4 d																			
Gatwick Airport (GTW)	←10 d														0853					
Redhill (RDH)	d																			
East Croydon (ECR)	Ⓜ d																	0909		
London Bridge (LBG)	Ⓜ4 d																	0926		
London Blackfriars (BFR)	Ⓜ3 d																	0932		
City Thameslink (CTK)	Ⓜ3 d																			
Farringdon (ZFD)	Ⓜ3 d																	0936		
St Pancras International (STP)	ⓂⓂ15 d																	0941		
London Kings Cross (KGX)	Ⓜ15 d	0633	0702	0733	0754	0813	0802	0841	0905	0910	0922	0930	0913	0902	0933			1003	1007	1010
Finsbury Park (FPK)	Ⓜ a	0638	0707	0738	0759	0818	0807	0846					0918	0907				0947		
Finsbury Park (FPK)	Ⓜ d	0639	0708	0739	0800	0819	0808	0847					0919	0908				0948		
Alexandra Palace (AAP)	d		0713				0813							0913						
Potters Bar (PBR)	d		0721				0821							0921						
Hatfield (HAT)	d		0727				0827							0927						
Welwyn Garden City (WGC)	4 d	0656	0733				0833							0933						
Welwyn North (WLW)	d		0735				0835							0935						
Knebworth (KBW)	d		0739				0839							0939						
Stevenage (SVG)	4 d	0705	0744	0804	0820	0839	0844	0908	0926				0939	0944	0956	1009				
Hitchin (HIT)	4 d	0713	0754	0812	0826	0845	0850	0913					0945	0950		1014				
Arlesey (ARL)	d			0818		0850								0950						
Biggleswade (BIW)	d			0823		0856								0956						
Sandy (SDY)	d			0827		0900								1000						
St Neots (SNO)	d			0834		0907								1007						
Huntingdon (HUN)	d			0842		0915								1015						
Peterborough (PBO)	8 a			0858		0931			0955		1009	1018	1031		1024			1050	1054	
Letchworth Garden City (LET)	d	0719	0759		0832		0855	0919						0955		1020				
Baldock (BDK)	d	0722	0802		0835		0858	0922						0958		1023				
Ashwell & Morden (AWM)	d	0727	0807				0903	0927						1003		1028				
Royston (RYS)	d	0732	0812		0844		0908	0932						1008		1033				
Meldreth (MEL)	d		0816				0912							1012						
Shepreth (STH)	d		0819				0915							1015						
Foxton (FXN)	d		0822				0918							1018						
Cambridge (CBG)	a	0746	0832		0858		0929	0947		0958				1029		1048				1058
Cambridge (CBG)	d				0903					1003										1103
Cambridge North (CMB)	d				0908					1007										1107
Waterbeach (WBC)	d				0913					1012										1112
Ely (ELY)	4 a				0922					1021										1121
Ely (ELY)	4 d				0923					1022										1122
Littleport (LTP)	d				0930					1029										1129
Downham Market (DOW)	d				0939					1038										1138
Watlington (WTG)	d				0945					1044										1144
Kings Lynn (KLN)	a				0954					1053										1153

NOTES (see introductory pages for explanation of train operator codes and standard symbols)

- a Arrival time
- d Departure time
- A To Harrogate
- B To Newcastle
- C To Edinburgh
- D To Lincoln
- E To Leeds

London, Brighton, Horsham, Gatwick Airport and East Croydon to Stevenage, Peterborough, Cambridge, Ely and Kings Lynn

Sundays

Operator Days of operation/Notes 1st Class/Reservations/Bus/Ferry Catering facilities	GR	GR	TL	GN	TL	GR	GN	GR	TL	GN	GR	TL	GR	GN	GR	GR	TL	GN
	C	E	⏏	⏏	⏏	A	⏏	C	⏏	⏏	D	⏏	E	⏏	B	C	⏏	⏏
	⏏	⏏				⏏		⏏			⏏		⏏		⏏	⏏		
Brighton (BTN)	10	d			0922							1022						
Horsham (HRH)	4	d																
Gatwick Airport (GTW)	←10	d			0953							1053						
Redhill (RDH)		d																
East Croydon (ECR)	⚡	d			1009							1109						
London Bridge (LBG)	⊖4	d			1026							1126						
London Blackfriars (BFR)	⊖3	d			1032							1132						
City Thameslink (CTK)	3	d																
Farringdon (ZFD)	⊖3	d			1036							1136						
St Pancras International (STP)	⊖⊖15	d			1041							1141						
London Kings Cross (KGX)	⊖15	d	1030	1033	1013	1002	1103	1110	1130	1113	1102	1135	1203	1210	1222	1230	1213	1202
Finsbury Park (FPK)	⊖	a			1018	1007	1047			1118	1107	1147					1218	1207
Finsbury Park (FPK)	⊖	d			1019	1008	1048			1119	1108	1148					1219	1208
Alexandra Palace (AAP)		d			1013						1113							1213
Potters Bar (PBR)		d			1021						1121							1221
Hatfield (HAT)		d			1027						1127							1227
Welwyn Garden City (WGC)	4	d			1033						1133							1233
Welwyn North (WLW)		d			1035						1136							1235
Knebworth (KBW)		d			1039						1140							1239
Stevenage (SVG)	4	d		1040	1044	1109	1125			1140	1145	1156	1209				1240	1244
Hitchin (HIT)	4	d		1045	1050	1114				1145	1150		1214				1245	1250
Arlesey (ARL)		d			1051						1151							1251
Biggleswade (BIW)		d			1056						1156							1256
Sandy (SDY)		d			1100						1200							1300
St Neots (SNO)		d			1107						1207							1307
Huntingdon (HUN)		d			1115						1215							1315
Peterborough (PBO)	8	a	1117	1120	1131		1154		1217	1231		1224		1251		1310	1317	1331
Letchworth Garden City (LET)		d			1055	1120					1156		1220					1255
Baldock (BDK)		d			1058	1123					1159		1223					1258
Ashwell & Morden (AWM)		d			1103	1128					1204		1228					1303
Royston (RYS)		d			1108	1133					1209		1233					1308
Meldreth (MEL)		d			1112						1212							1312
Shepreth (STH)		d			1115						1216							1315
Foxton (FXN)		d			1118						1218							1318
Cambridge (CBG)		a			1129	1148		1158			1229		1248		1258			1329
Cambridge (CBG)		d						1203							1303			
Cambridge North (CMB)		d						1207							1307			
Waterbeach (WBC)		d						1212							1312			
Ely (ELY)	4	a						1221							1321			
Ely (ELY)	4	d						1222							1322			
Littleport (LTP)		d						1229							1329			
Downham Market (DOW)		d						1238							1338			
Watlington (WTG)		d						1244							1344			
Kings Lynn (KLN)		a						1253							1353			

NOTES (see introductory pages for explanation of train operator codes and standard symbols)

a Arrival time
d Departure time

A To Harrogate
B To Newcastle
C To Edinburgh
D To Lincoln
E To Leeds

London, Brighton, Horsham, Gatwick Airport and East Croydon to Stevenage, Peterborough, Cambridge, Ely and Kings Lynn

Sundays

Operator	GR E	TL	GR A	GN	GR C	TL	GN	GR E	TL	GR E	GN	GR C	GR E	TL	GN	GR D	TL	GR A
Days of operation/Notes 1st Class/Reservations/Bus/Ferry Catering facilities	Ⓜ Ⓜ	Ⓜ	Ⓜ Ⓜ	Ⓜ	Ⓜ Ⓜ	Ⓜ	Ⓜ	Ⓜ Ⓜ	Ⓜ	Ⓜ Ⓜ	Ⓜ	Ⓜ Ⓜ	Ⓜ Ⓜ	Ⓜ	Ⓜ	Ⓜ Ⓜ	Ⓜ	Ⓜ Ⓜ
	ⓧ		ⓧ		ⓧ			ⓧ		ⓧ		ⓧ	ⓧ			ⓧ		ⓧ
Brighton (BTN)	10 d		1122						1222									1322
Horsham (HRH)	4 d																	
Gatwick Airport (GTW)	←10 d		1153						1253									1353
Redhill (RDH)	d																	
East Croydon (ECR)	🚆 d		1209						1309									1409
London Bridge (LBG)	🚆4 d		1225						1325									1425
London Blackfriars (BFR)	🚆3 d		1232						1332									1432
City Thameslink (CTK)	3 d																	
Farringdon (ZFD)	🚆3 d		1236						1336									1436
St Pancras International (STP)	🚆15 d		1241						1341									1441
London Kings Cross (KGX)	🚆15 d	1233		1303	1310	1330	1313	1302	1333	1403	1410	1430	1433	1413	1402	1436		1503
Finsbury Park (FPK)	🚆 a		1247				1318	1307						1418	1407			1447
Finsbury Park (FPK)	🚆 d		1248				1319	1308						1419	1408			1448
Alexandra Palace (AAP)	d							1313							1413			
Potters Bar (PBR)	d							1321							1421			
Hatfield (HAT)	d							1327							1427			
Welwyn Garden City (WGC)	4 d							1333							1433			
Welwyn North (WLW)	d							1335							1435			
Knebworth (KBW)	d							1339							1439			
Stevenage (SVG)	4 d	1254a	1309	1325			1340	1344	1355	1409				1440	1444	1457a	1509	1525
Hitchin (HIT)	4 d		1314				1345	1350		1414				1445	1450		1514	
Arlesey (ARL)	d						1351								1451			
Biggleswade (BIW)	d						1356								1456			
Sandy (SDY)	d						1400								1500			
St Neots (SNO)	d						1407								1507			
Huntingdon (HUN)	d						1415								1515			
Peterborough (PBO)	8 a			1354		1417	1431		1425		1451		1517	1520	1531			1555
Letchworth Garden City (LET)	d		1320					1355		1420					1455			1520
Baldock (BDK)	d		1323					1358		1423					1458			1523
Ashwell & Morden (AWM)	d		1328					1403		1428					1503			1528
Royston (RYS)	d		1333					1408		1433					1508			1533
Meldreth (MEL)	d							1412							1512			
Shepreth (STH)	d							1415							1515			
Foxton (FXN)	d							1418							1518			
Cambridge (CBG)	a		1348		1358			1429		1448		1458			1529			1548
Cambridge (CBG)	d				1403							1503						
Cambridge North (CMB)	d				1407							1507						
Waterbeach (WBC)	d				1412							1512						
Ely (ELY)	4 a				1421							1521						
Ely (ELY)	4 d				1422							1522						
Littleport (LTP)	d				1429							1529						
Downham Market (DOW)	d				1438							1538						
Watlington (WTG)	d				1444							1544						
Kings Lynn (KLN)	a				1453							1553						

NOTES (see introductory pages for explanation of train operator codes and standard symbols)

a Arrival time
d Departure time

A To Harrogate
C To Edinburgh
D To Lincoln
E To Leeds

London, Brighton, Horsham, Gatwick Airport and East Croydon to Stevenage, Peterborough, Cambridge, Ely and Kings Lynn

Sundays

Operator Days of operation/Notes 1st Class/Reservations/Bus/Ferry Catering facilities	GN	GR	TL	GN	GR	TL	GR	GN	GR	TL	GN	GR	TL	GN	GR	GN	GN	GR	
	1	C	1	1	D	1	E	1	F	1	1	E	1	1	A	1	1	C	
	1	1	1	1	1	1	1	1	1	1	1	1	1	1	1	1	1	1	
Brighton (BTN) 10 d						1422													
Horsham (HRH) 4 d																			
Gatwick Airport (GTW) ← 10 d						1453													
Redhill (RDH) d																			
East Croydon (ECR) d						1509													
London Bridge (LBG) 4 d						1525													
London Blackfriars (BFR) 3 d						1532													
City Thameslink (CTK) 3 d																			
Farringdon (ZFD) 3 d						1536													
St Pancras International (STP) 15 d						1541													
London Kings Cross (KGX) 15 d	1510	1530	1513	1502	1533		1605	1610	1630	1613	1602	1635		1632	1705	1656	1710	1730	
Finsbury Park (FPK) a			1518	1507		1547				1618	1607		1647	1637					
Finsbury Park (FPK) d			1519	1508		1548				1619	1608		1648	1638					
Alexandra Palace (AAP) d				1513							1613			1643					
Potters Bar (PBR) d				1521							1621			1651					
Hatfield (HAT) d				1527							1627			1657					
Welwyn Garden City (WGC) 4 d				1533							1633			1702					
Welwyn North (WLW) d				1535							1635			1705					
Knebworth (KBW) d				1539							1639			1709					
Stevenage (SVG) 4 d			1540	1544	1556	1609				1640	1644	1656a	1709	1714					
Hitchin (HIT) 4 d			1545	1550		1614				1645	1650		1714	1722					
Arlesey (ARL) d			1551								1651								
Biggleswade (BIW) d			1556								1656					1727			
Sandy (SDY) d			1600								1700								
St Neots (SNO) d			1607								1707						1737		
Huntingdon (HUN) d			1615								1715						1745		
Peterborough (PBO) 8 a		1617	1631		1624		1653		1717	1731					1751	1800			1817
Letchworth Garden City (LET) d				1555		1620					1655		1720	1728a					
Baldock (BDK) d				1558		1623					1658		1723						
Ashwell & Morden (AWM) d				1603		1628					1703		1728						
Royston (RYS) d				1608		1633					1708		1733						
Meldreth (MEL) d				1612							1712								
Shepreth (STH) d				1615							1715								
Foxton (FXN) d				1618							1718								
Cambridge (CBG) a	1558			1629		1648		1658			1729		1748						1758
Cambridge (CBG) d	1603							1703											1803
Cambridge North (CMB) d	1607							1707											1807
Waterbeach (WBC) d	1612							1712											1812
Ely (ELY) 4 a	1621							1721											1821
Ely (ELY) 4 d	1622							1722											1822
Littleport (LTP) d	1629							1729											1829
Downham Market (DOW) d	1638							1738											1838
Watlington (WTG) d	1644							1744											1844
Kings Lynn (KLN) a	1653							1753											1853

NOTES (see introductory pages for explanation of train operator codes and standard symbols)

- a Arrival time
- d Departure time

- A To Harrogate
- C To Edinburgh
- D To Lincoln
- E To Leeds
- F To Glasgow Central

London, Brighton, Horsham, Gatwick Airport and East Croydon to Stevenage, Peterborough, Cambridge, Ely and Kings Lynn

Sundays

Operator Days of operation/Notes 1st Class/Reservations/Bus/Ferry Catering facilities	TL	GN	GR	TL	GN	GR	GR	GN	GN	TL	GN	GR	TL	GN	GR	GR	GN	GN
	Ⓜ	Ⓜ	Ⓜ Ⓜ Ⓜ	Ⓜ	Ⓜ	Ⓜ Ⓜ Ⓜ	Ⓜ Ⓜ Ⓜ	Ⓜ	Ⓜ	Ⓜ	Ⓜ	Ⓜ Ⓜ Ⓜ	Ⓜ	Ⓜ	Ⓜ Ⓜ Ⓜ	Ⓜ Ⓜ Ⓜ	Ⓜ	Ⓜ
Brighton (BTN)	10 d			1622									1722					
Horsham (HRH)	4 d																	
Gatwick Airport (GTW)	←10 d			1653									1753					
Redhill (RDH)	d																	
East Croydon (ECR)	🚆 d			1709									1809					
London Bridge (LBG)	🚆 4 d			1725									1825					
London Blackfriars (BFR)	🚆 3 d			1732									1832					
City Thameslink (CTK)	3 d																	
Farringdon (ZFD)	🚆 3 d			1736									1836					
St Pancras International (STP)	🚆 15 d			1741									1841					
London Kings Cross (KGX)	🚆 15 d	1713	1702	1735	1732	1800	1803	1756	1810	1813	1802	1835	1832	1903	1906	1856	1910	
Finsbury Park (FPK)	🚆 a	1718	1707	1747	1737					1818	1807		1847	1837				
Finsbury Park (FPK)	🚆 d	1719	1708	1748	1738					1819	1808		1848	1838				
Alexandra Palace (AAP)	d		1713	1743							1813		1843					
Potters Bar (PBR)	d		1721	1751							1821		1851					
Hatfield (HAT)	d		1727	1757							1827		1857					
Welwyn Garden City (WGC)	4 d		1733	1804c							1833		1902					
Welwyn North (WLW)	d		1735	1807							1835		1905					
Knebworth (KBW)	d		1739	1811							1839		1909					
Stevenage (SVG)	4 d	1740	1744	1756a	1809	1815				1840	1844	1856a	1909	1914		1928		
Hitchin (HIT)	4 d	1745	1750	1814	1822					1845	1850		1914	1922				
Arlesey (ARL)	d	1751								1851								
Biggleswade (BIW)	d	1756						1827		1856							1927	
Sandy (SDY)	d	1800								1900								
St Neots (SNO)	d	1807						1837		1907							1937	
Huntingdon (HUN)	d	1815						1845		1915							1945	
Peterborough (PBO)	8 a	1831				1848	1851	1900		1931					1949	1957	2001	
Letchworth Garden City (LET)	d		1755	1820	1828a						1855		1920	1928a				
Baldock (BDK)	d		1758	1823							1858		1923					
Ashwell & Morden (AWM)	d		1803	1828							1903		1928					
Royston (RYS)	d		1808	1833							1908		1933					
Meldreth (MEL)	d		1812								1912							
Shepreth (STH)	d		1815								1915							
Foxton (FXN)	d		1818								1918							
Cambridge (CBG)	a		1829	1848					1858	1929	1948							2000
Cambridge (CBG)	d								1903									2003
Cambridge North (CMB)	d								1907									2007
Waterbeach (WBC)	d								1912									2012
Ely (ELY)	4 a								1921									2021
Ely (ELY)	4 d								1922									2022
Littleport (LTP)	d								1929									2029
Downham Market (DOW)	d								1938									2038
Watlington (WTG)	d								1944									2044
Kings Lynn (KLN)	a								1953									2053

NOTES (see introductory pages for explanation of train operator codes and standard symbols)

- a Arrival time
d Departure time
c Arrives 3 minutes earlier

- A To Harrogate
C To Edinburgh
D To Lincoln
E To Leeds
G To Skipton

London, Brighton, Horsham, Gatwick Airport and East Croydon to Stevenage, Peterborough, Cambridge, Ely and Kings Lynn

Sundays

Operator	GR B	TL	GN	GR H	TL	GR B	GR E	GN	TL	GN	GR E	TL	GR B	GR E	GN	TL	GN	GR E			
Days of operation/Notes 1st Class/Reservations/Bus/Ferry Catering facilities	1	1	1	1	1	1	1	1	1	1	1	1	1	1	1	1	1	1			
	ⓧ			ⓧ		ⓧ	ⓧ				ⓧ		ⓧ	ⓧ				ⓧ			
Brighton (BTN)	10	d			1822							1922									
Horsham (HRH)	4	d																			
Gatwick Airport (GTW)	←10	d			1853							1953									
Redhill (RDH)		d																			
East Croydon (ECR)	Ⓜ	d			1909							2009									
London Bridge (LBG)	Ⓧ4	d			1925							2025									
London Blackfriars (BFR)	Ⓧ3	d			1932							2032									
City Thameslink (CTK)	3	d																			
Farringdon (ZFD)	Ⓧ3	d			1936							2036									
St Pancras International (STP)	Ⓧ15	d			1941							2041									
London Kings Cross (KGX)	Ⓧ15	d	1930	1913	1902	1935		2000	2005	2010	2013	2002	2035		2100	2105	2110	2113	2102	2135	
Finsbury Park (FPK)	Ⓧ	a		1918	1907						2018	2007						2118	2107		
Finsbury Park (FPK)	Ⓧ	d		1919	1908						2019	2008						2119	2108		
Alexandra Palace (AAP)		d			1913							2013							2113		
Potters Bar (PBR)		d			1921							2021							2121		
Hatfield (HAT)		d			1927							2027							2127		
Welwyn Garden City (WGC)	4	d			1933							2033							2133		
Welwyn North (WLW)		d			1935							2035							2135		
Knebworth (KBW)		d			1939							2039							2139		
Stevenage (SVG)	4	d		1940	1944	1958	2009				2040	2044	2057	2109				2140	2144	2156	
Hitchin (HIT)	4	d		1945	1950		2014				2045	2050		2114				2145	2150		
Arlesey (ARL)		d		1951							2051							2151			
Biggleswade (BIW)		d		1956							2056							2156			
Sandy (SDY)		d		2000							2100							2200			
St Neots (SNO)		d		2007							2107							2207			
Huntingdon (HUN)		d		2015							2115							2215			
Peterborough (PBO)	8	a	2017	2031		2026		2047	2052		2131		2126		2147	2152		2231		2225	
Letchworth Garden City (LET)		d		1955		2020					2055		2120						2155		
Baldock (BDK)		d		1958		2023					2058		2123						2158		
Ashwell & Morden (AWM)		d		2003		2028					2103		2128						2203		
Royston (RYS)		d		2008		2033					2108		2133						2208		
Meldreth (MEL)		d		2012							2112								2212		
Shepreth (STH)		d		2015							2115								2215		
Foxton (FXN)		d		2018							2118								2218		
Cambridge (CBG)		a		2029		2048			2059		2129		2148				2158		2231		
Cambridge (CBG)		d							2103									2203			
Cambridge North (CMB)		d							2108									2207			
Waterbeach (WBC)		d							2112									2212			
Ely (ELY)	4	a							2122									2221			
Ely (ELY)	4	d							2122									2222			
Littleport (LTP)		d							2129									2229			
Downham Market (DOW)		d							2139									2238			
Watlington (WTG)		d							2144									2244			
Kings Lynn (KLN)		a							2154									2253			

NOTES (see introductory pages for explanation of train operator codes and standard symbols)

- a Arrival time
- d Departure time
- B To Newcastle
- E To Leeds
- H To Bradford Forster Square

London, Brighton, Horsham, Gatwick Airport and East Croydon to Stevenage, Peterborough, Cambridge, Ely and Kings Lynn

Sundays

Operator	TL	GR	GR	GN	GR	TL	GN	TL	GN	GN	TL	GN	TL	GN	GN	TL	GN	TL	
Days of operation/Notes 1st Class/Reservations/Bus/Ferry Catering facilities	Ⓜ	B Ⓜ	J Ⓜ	Ⓜ	E Ⓜ	Ⓜ	Ⓜ	Ⓜ	Ⓜ	Ⓜ	Ⓜ	Ⓜ	Ⓜ	Ⓜ	Ⓜ	Ⓜ	Ⓜ	Ⓜ	
	Ⓜ	Ⓜ	Ⓜ	Ⓜ	Ⓜ	Ⓜ	Ⓜ	Ⓜ	Ⓜ	Ⓜ	Ⓜ	Ⓜ	Ⓜ	Ⓜ	Ⓜ	Ⓜ	Ⓜ	Ⓜ	
Brighton (BTN)	10																		
Horsham (HRH)	4																		
Gatwick Airport (GTW)	←10																		
Redhill (RDH)																			
East Croydon (ECR)	Ⓜ																		
London Bridge (LBG)	Ⓜ																		
London Blackfriars (BFR)	Ⓜ																		
City Thameslink (CTK)	Ⓜ																		
Farringdon (ZFD)	Ⓜ																		
St Pancras International (STP)	Ⓜ																		
London Kings Cross (KGX)	Ⓜ	2200	2205	2210	2235	2213	2202			2310	2302	2322	0002	0032	0103	0103		0132	
Finsbury Park (FPK)	Ⓜ	2147				2218	2207	2247			2307	2327	0007	0037	0108	0108		0137	
Finsbury Park (FPK)	Ⓜ	2148				2219	2208	2248			2308	2328	0008	0039	0109	0109		0139	
Alexandra Palace (AAP)						2213					2313		0013		0114	0114		0143	
Potters Bar (PBR)						2221					2321		0021	0051				0157	
Hatfield (HAT)						2227					2327		0027	0057				0202	
Welwyn Garden City (WGC)	4					2233					2333		0032	0101				0207	
Welwyn North (WLW)						2235					2335		0035	0104s				0209s	
Knebworth (KBW)						2239					2339		0039	0108s				0213s	
Stevenage (SVG)	4	2209				2240	2244	2309			2344	2348	0043	0113	0148	0148e		0219	
Hitchin (HIT)	4	2214				2245	2250	2314			2350	2353	0052	0122	0156	0156		0228	
Arlesey (ARL)						2251					2359		0128s						
Biggleswade (BIW)						2256					0004		0133s					0236s	
Sandy (SDY)						2300					0008		0137s						
St Neots (SNO)						2307					0016		0144s					0246s	
Huntingdon (HUN)						2315					0023		0151s					0253s	
Peterborough (PBO)	8		2247	2252		2328	2333				0042		0210					0312	
Letchworth Garden City (LET)		2220						2255	2320	2337	2355		0057		0201s	0201s			
Baldock (BDK)		2223						2258	2323		2358		0100		0205s	0205s			
Ashwell & Morden (AWM)		2228						2303	2328		0003		0105		0210s	0210s			
Royston (RYS)		2233						2308	2333	2347	0008		0110		0215a	0215a			
Meldreth (MEL)								2312			0012		0114						
Shepreth (STH)								2315			0015		0117						
Foxton (FXN)								2318			0018		0120						
Cambridge (CBG)	a	2248			2259			2329	2348	0001	0029		0131						
Cambridge (CBG)					2303					0003									
Cambridge North (CMB)					2307					0007									
Waterbeach (WBC)					2312					0012									
Ely (ELY)	4				2321					0021									
Ely (ELY)	4				2322					0022									
Littleport (LTP)					2329					0029									
Downham Market (DOW)					2338					0038									
Watlington (WTG)					2344					0044									
Kings Lynn (KLN)					2353					0053									

NOTES (see introductory pages for explanation of train operator codes and standard symbols)

- a Arrival time
- d Departure time
- s Stops to set down only
- e Arrives 11 minutes earlier

- B To Newcastle
- E To Leeds
- J To York
- K Runs until 9 September and from 21 October
- L Runs from 16 September to 14 October

MM Monday mornings

Kings Lynn, Ely, Cambridge, Peterborough and Stevenage to London, East Croydon, Gatwick Airport, Horsham and Brighton

Mondays to Fridays

Operator 1st Class/Reservations/Bus/Ferry Catering facilities	TL ⏰	GN ⏰	TL ⏰	TL ⏰	GN ⏰	TL ⏰	TL ⏰	GN ⏰	GN ⏰	TL ⏰	TL ⏰	GN ⏰	GN ⏰	TL ⏰	GN ⏰	GR ⏰ ⏰ ⏰	TL ⏰	GN ⏰	
Kings Lynn (KLN)	d								0444				0514						
Watlington (WTG)	d								0451				0521						
Downham Market (DOW)	d								0458				0528						
Littleport (LTP)	d								0508				0538						
Ely (ELY)	4 a								0516				0546						
Ely (ELY)	4 d								0518				0548						
Waterbeach (WBC)	d								0527				0557						
Cambridge North (CMB)	d								0532				0602						
Cambridge (CBG)	a								0537				0607						
Cambridge (CBG)	d				0453			0523	0526	0539		0553	0556	0609				0623	0626
Foxton (FXN)	d								0535				0605						0635
Shepreth (STH)	d								0538				0608						0638
Meldreth (MEL)	d								0541				0611						0641
Royston (RYS)	d				0508	0516		0538	0546	0553		0608	0616	0623				0638	0646
Ashwell & Morden (AWM)	d				0512	0521		0542	0551			0612	0621					0642	0651
Baldock (BDK)	d				0517	0526		0547	0556			0617	0626					0647	0656
Letchworth Garden City (LET)	d		0455		0521	0529		0551	0559	0603		0621	0629	0633				0651	0659
Peterborough (PBO)	8 d	0323		0419			0453				0524			0554	0605	0610			
Huntingdon (HUN)	d	0338		0433			0508				0540			0610	0619				
St Neots (SNO)	d	0346		0441			0516				0548			0618	0627				
Sandy (SDY)	d	0353		0449			0523				0555			0625					
Biggleswade (BIW)	d	0357		0453			0528				0600			0630	0638				
Arlesey (ARL)	d	0402		0458			0533				0605			0635					
Hitchin (HIT)	4 d	0411	0459	0507	0526	0533	0541	0556	0603		0611	0626	0633		0641			0656	0703
Stevenage (SVG)	4 d	0417	0505	0513	0531	0539	0547	0601	0609		0617	0631	0639		0647	0651		0701	0709
Knebworth (KBW)	d		0508			0542			0612			0616	0642						0712
Welwyn North (WLW)	d		0512			0546			0616			0616	0646						0716
Welwyn Garden City (WGC)	4 d		0517	0522		0551			0621			0621	0651						0721
Hatfield (HAT)	d		0520			0554			0624			0624	0654						0724
Potters Bar (PBR)	d		0526			0600			0630			0630	0700						0730
Alexandra Palace (AAP)	d		0535			0609			0639			0639	0709						0739
Finsbury Park (FPK)	⊖ a	0444	0539	0536	0551	0614		0621	0644		0636	0651	0714		0706			0721	0744
Finsbury Park (FPK)	⊖ d	0445	0540	0537	0552	0615	0607	0622	0645		0637	0652	0715		0707			0722	0745
London Kings Cross (KGX)	⊖ 15 a	0451	0547			0621			0651	0632		0632	0721	0702		0714	0700		0751
St Pancras International (STP)	⊖ 15 a			0544	0559		0614	0629			0644	0659			0714				0729
Farringdon (ZFD)	⊖ 3 a			0549	0604		0619	0634			0649	0704			0719				0734
City Thameslink (CTK)	⊖ 3 a			0551	0606		0621	0636			0651	0706			0721				0736
London Blackfriars (BFR)	⊖ 3 a			0553	0608		0623	0638			0653	0708			0723				0738
London Bridge (LBG)	⊖ 4 a			0559	0614		0629	0644			0659	0714			0729				0744
East Croydon (ECR)	⊖ a			0616	0629		0646	0658			0716	0728			0746				0759
Redhill (RDH)	a			0636			0706				0736				0806				
Gatwick Airport (GTW)	⊖ 10 a			0649	0644		0719	0714			0749	0744			0816				0814
Horsham (HRH)	4 a			0712			0744				0814				0842				
Brighton (BTN)	10 a				0718			0748				0818							0848

NOTES (see introductory pages for explanation of train operator codes and standard symbols)

a Arrival time

d Departure time

Kings Lynn, Ely, Cambridge, Peterborough and Stevenage to London, East Croydon, Gatwick Airport, Horsham and Brighton

Mondays to Fridays

Operator 1st Class/Reservations/Bus/Ferry Catering facilities	GN □	TL □	GR □ ⊗	TL □	GN □	GN □	TL □	GR □ ⊗	GN □	GR □ ⊗	TL □	GN □	GN □	TL □	GR □ ⊗	GR □ ⊗	TL □	GN □		
Kings Lynn (KLN)	d	0540				0610												0640		
Watlington (WTG)	d	0547				0617												0647		
Downham Market (DOW)	d	0554				0624												0654		
Littleport (LTP)	d	0604				0634												0704		
Ely (ELY)	4 a	0612				0642												0712		
Ely (ELY)	4 d	0614				0644												0714		
Waterbeach (WBC)	d	0623				0653												0723		
Cambridge North (CMB)	d	0628				0658												0728		
Cambridge (CBG)	a	0633				0703												0733		
Cambridge (CBG)	d	0639			0653	0656	0709					0723	0726	0739				0753	0756	
Foxton (FXN)	d					0705							0735						0805	
Shepreth (STH)	d					0708							0738						0808	
Meldreth (MEL)	d					0711							0741						0811	
Royston (RYS)	d	0653			0708	0716	0723					0738	0746	0753				0808	0816	
Ashwell & Morden (AWM)	d				0712	0721						0742	0751					0812	0821	
Baldock (BDK)	d				0717	0726						0747	0756					0817	0826	
Letchworth Garden City (LET)	d	0703			0721	0729	0733					0751	0759	0803				0820	0829	
Peterborough (PBO)	8 d		0623	0640				0654	0701	0705	0720						0724	0740	0749	
Huntingdon (HUN)	d		0640c					0710		0719							0740			
St Neots (SNO)	d		0648					0718		0727							0748			
Sandy (SDY)	d		0655					0725									0755			
Biggleswade (BIW)	d		0700					0730		0738							0800			
Arlesey (ARL)	d		0705					0735									0805			
Hitchin (HIT)	4 d		0711		0726	0733		0741				0756	0803				0811		0825	0833
Stevenage (SVG)	4 d		0717		0731	0739		0747		0751		0801	0809				0817		0831	0839
Knebworth (KBW)	d					0742							0812							0842
Welwyn North (WLW)	d					0746							0816							0846
Welwyn Garden City (WGC)	4 d					0751							0821							0851
Hatfield (HAT)	d					0754							0824							0854
Potters Bar (PBR)	d					0800							0830							0900
Alexandra Palace (AAP)	d					0809							0839							0909
Finsbury Park (FPK)	⊖ a		0736		0751	0814		0806				0821	0844		0836				0851	0914
Finsbury Park (FPK)	⊖ d		0737		0752	0816		0807				0822	0845		0837				0852	0915
London Kings Cross (KGX)	⊖ 15 a	0732		0730		0822	0802		0749	0814	0808		0851	0832		0830	0838		0852	0921
St Pancras International (STP)	⊖ 15 a		0744		0759			0814				0829			0844				0859	
Farringdon (ZFD)	⊖ 3 a		0749		0804			0819				0834			0849				0904	
City Thameslink (CTK)	⊖ 3 a		0751		0806			0821				0836			0851				0906	
London Blackfriars (BFR)	⊖ 3 a		0753		0808			0823				0838			0853				0908	
London Bridge (LBG)	⊖ 4 a		0759		0814			0829				0844			0859				0914	
East Croydon (ECR)	⊖ a		0816		0829			0846				0859			0915				0928	
Redhill (RDH)	a		0838					0905							0935					
Gatwick Airport (GTW)	← 10 a		0847		0844			0917				0914			0946				0944	
Horsham (HRH)	4 a		0913					0940							1010					
Brighton (BTN)	10 a				0918							0948							1018	

NOTES (see introductory pages for explanation of train operator codes and standard symbols)

- a Arrival time
- d Departure time
- c Arrives 3 minutes earlier

Kings Lynn, Ely, Cambridge, Peterborough and Stevenage to London, East Croydon, Gatwick Airport, Horsham and Brighton

Mondays to Fridays

Operator 1st Class/Reservations/Bus/Ferry Catering facilities	GN □	TL □	GN □	GR □ ⊗	GR □ ⊗	TL □	GR □ ⊗	GN □	GN □	TL □	GR □ ⊗	TL □	GN □	GN □	TL □	GR □ ⊗	TL □	GR □ ⊗	
Kings Lynn (KLN)	d	0710							0742					0812					
Watlington (WTG)	d	0717							0749					0819					
Downham Market (DOW)	d	0724							0756					0826					
Littleport (LTP)	d	0734							0806					0836					
Ely (ELY)	4 a	0742							0815					0846					
Ely (ELY)	4 d	0744							0816					0848					
Waterbeach (WBC)	d	0753							0825					0857					
Cambridge North (CMB)	d	0758							0830					0902					
Cambridge (CBG)	a	0803							0835					0907					
Cambridge (CBG)	d	0809				0823		0826	0837			0852	0855	0909				0923	
Foxton (FXN)	d							0835					0904						
Shepreth (STH)	d							0838					0907						
Meldreth (MEL)	d							0841					0910						
Royston (RYS)	d	0823				0838		0846	0851			0907	0915	0923				0938	
Ashwell & Morden (AWM)	d					0842						0911	0920					0942	
Baldock (BDK)	d					0847		0854				0916	0925					0947	
Letchworth Garden City (LET)	d	0833				0850		0857	0901			0920	0928	0933				0950	
Peterborough (PBO)	8 d		0755	0805	0813	0829					0823	0846					0857	0908	
Huntingdon (HUN)	d		0810	0819							0838						0911		
St Neots (SNO)	d		0818	0827							0846						0919		
Sandy (SDY)	d		0825								0853						0926		
Biggleswade (BIW)	d		0830	0838							0858						0931		
Arlesey (ARL)	d		0835								0903						0936		
Hitchin (HIT)	4 d		0841			0855		0901		0909		0925	0933			0941		0955	
Stevenage (SVG)	4 d		0847	0851		0858	0901	0904	0907	0914		0930	0939			0947		1001	1007
Knebworth (KBW)	d								0910				0942						
Welwyn North (WLW)	d								0914				0946						
Welwyn Garden City (WGC)	4 d								0921c				0951						
Hatfield (HAT)	d								0924				0954						
Potters Bar (PBR)	d								0930				1000						
Alexandra Palace (AAP)	d								0939				1009						
Finsbury Park (FPK)	⊖ a		0906			0920		0944		0934		0950	1013			1006		1021	
Finsbury Park (FPK)	⊖ d		0907			0922		0945		0937		0952	1014			1007		1022	
London Kings Cross (KGX)	⊖ 15 a	0902		0917	0908	0922		0930	0951	0932		0937	1020	1004		0959		1030	
St Pancras International (STP)	⊖ 15 a		0914			0929					0944		0959			1014		1029	
Farringdon (ZFD)	⊖ 3 a		0919			0934					0949		1004			1019		1034	
City Thameslink (CTK)	⊖ 3 a		0921			0936					0951		1006			1021		1036	
London Blackfriars (BFR)	⊖ 3 a		0923			0938					0953		1008			1023		1038	
London Bridge (LBG)	⊖ 4 a		0929			0944					0959		1014			1029		1044	
East Croydon (ECR)	⊖ a		0945			0958					1015		1028			1045		1058	
Redhill (RDH)	a		1007								1035					1105			
Gatwick Airport (GTW)	← 10 a		1016			1014					1046		1044			1116		1114	
Horsham (HRH)	4 a		1040								1110					1140			
Brighton (BTN)	10 a					1048							1118					1148	

NOTES (see introductory pages for explanation of train operator codes and standard symbols)

- a Arrival time
- d Departure time
- c Arrives 3 minutes earlier

Kings Lynn, Ely, Cambridge, Peterborough and Stevenage to London, East Croydon, Gatwick Airport, Horsham and Brighton

Mondays to Fridays

Operator 1st Class/Reservations/Bus/Ferry Catering facilities	GN □	GN □	TL □	GR □ ⊗	TL □	GN □	TL □	GR □ ⊗	GN □	TL □	GR □ ⊗	GN □	TL □	GR □ ⊗	TL □	GN □	TL □		
Kings Lynn (KLN)	d	0842														0942			
Watlington (WTG)	d	0849														0949			
Downham Market (DOW)	d	0856														0956			
Littleport (LTP)	d	0906														1006			
Ely (ELY)	4 a	0914														1016			
Ely (ELY)	4 d	0916						0948								1018			
Waterbeach (WBC)	d	0925						0957								1027			
Cambridge North (CMB)	d	0930						1002								1032			
Cambridge (CBG)	a	0935						1007								1037			
Cambridge (CBG)	d	0926	0937			0953	0957			1014	1023				1026	1044		1053	
Foxton (FXN)	d	0935					1006								1035				
Shepreth (STH)	d	0938					1009								1038				
Meldreth (MEL)	d	0941					1012								1041				
Royston (RYS)	d	0946	0952			1008	1017				1038				1046			1108	
Ashwell & Morden (AWM)	d					1012					1042							1112	
Baldock (BDK)	d	0954				1017	1025				1047				1054			1117	
Letchworth Garden City (LET)	d	0957	1003			1020	1028				1050				1057			1120 1127	
Peterborough (PBO)	8 d		0926	0950				0954	1011							1024	1050		1054
Huntingdon (HUN)	d		0940					1010								1040			1110
St Neots (SNO)	d		0948					1018								1048			1118
Sandy (SDY)	d		0955					1025								1055			1125
Biggleswade (BIW)	d		1000					1030								1100			1130
Arlesey (ARL)	d		1005					1035								1105			1135
Hitchin (HIT)	4 d	1003		1011		1025	1033	1041			1055	1104	1103		1111		1125	1133	1141
Stevenage (SVG)	4 d	1008		1017		1031	1039	1047			1101	1104	1109		1117		1131	1139	1147
Knebworth (KBW)	d	1012					1042						1112						1142
Welwyn North (WLW)	d	1016					1046						1116						1146
Welwyn Garden City (WGC)	4 d	1021					1051						1121						1151
Hatfield (HAT)	d	1024					1054						1124						1154
Potters Bar (PBR)	d	1030					1100						1130						1200
Alexandra Palace (AAP)	d	1039					1109						1139						1209
Finsbury Park (FPK)	⊖ a	1043		1036		1051	1113	1106			1121		1143		1136		1151	1213	1206
Finsbury Park (FPK)	⊖ d	1044		1037		1052	1114	1107			1122		1144		1137		1152	1214	1207
London Kings Cross (KGX)	⊖ 15 a	1050	1032		1039		1120		1100	1102		1130	1150	1132		1138			1220
St Pancras International (STP)	⊕ 15 a			1044		1059		1114			1129				1144		1159		1214
Farringdon (ZFD)	⊖ 3 a			1049		1104		1119			1134				1149		1204		1219
City Thameslink (CTK)	⊖ 3 a			1051		1106		1121			1136				1151		1206		1221
London Blackfriars (BFR)	⊖ 3 a			1053		1108		1123			1138				1153		1208		1223
London Bridge (LBG)	⊖ 4 a			1059		1114		1129			1144				1159		1214		1229
East Croydon (ECR)	⊖ a			1115		1128		1145			1158				1215		1228		1245
Redhill (RDH)	a			1135				1205							1235				1305
Gatwick Airport (GTW)	← 10 a			1146		1144		1216			1214				1246		1244		1316
Horsham (HRH)	4 a			1212				1240							1310				1340
Brighton (BTN)	10 a					1218					1248						1318		

NOTES (see introductory pages for explanation of train operator codes and standard symbols)

- a Arrival time
- d Departure time

Kings Lynn, Ely, Cambridge, Peterborough and Stevenage to London, East Croydon, Gatwick Airport, Horsham and Brighton

Mondays to Fridays

Operator	GR	GN	GR	TL	GR	GN	GN	TL	GR	TL	GN	TL	GR	GN	GR	TL	GR	GN
1st Class/Reservations/Bus/Ferry Catering facilities	Ⓜ Ⓧ	Ⓜ	Ⓜ Ⓧ	Ⓜ	Ⓜ Ⓧ	Ⓜ	Ⓜ	Ⓜ	Ⓜ Ⓧ	Ⓜ	Ⓜ	Ⓜ	Ⓜ Ⓧ	Ⓜ	Ⓜ Ⓧ	Ⓜ	Ⓜ Ⓧ	Ⓜ
Kings Lynn (KLN)	d						1042											
Watlington (WTG)	d						1049											
Downham Market (DOW)	d						1056											
Littleport (LTP)	d						1106											
Ely (ELY)	4 a						1114											
Ely (ELY)	4 d		1046				1118							1153				
Waterbeach (WBC)	d		1056				1127							1203				
Cambridge North (CMB)	d		1101				1132							1208				
Cambridge (CBG)	a		1105				1137							1212				
Cambridge (CBG)	d		1114		1123		1126	1144			1153			1214		1223		1226
Foxton (FXN)	d						1135											1235
Shepreth (STH)	d						1138											1238
Meldreth (MEL)	d						1141											1241
Royston (RYS)	d				1138		1146				1208					1238		1246
Ashwell & Morden (AWM)	d				1142						1212					1242		
Baldock (BDK)	d				1147		1154				1217					1247		1254
Letchworth Garden City (LET)	d				1150		1157				1220	1227				1250		1257
Peterborough (PBO)	8 d	1111		1129					1123	1150			1154	1211		1230		
Huntingdon (HUN)	d								1140c				1210					
St Neots (SNO)	d								1148				1218					
Sandy (SDY)	d								1155				1225					
Biggleswade (BIW)	d								1200				1230					
Arlesey (ARL)	d								1205				1235					
Hitchin (HIT)	4 d			1155		1203		1211		1225	1233	1241				1255	1301	1303
Stevenage (SVG)	4 d			1158	1200	1203	1209	1217		1231	1239	1247			1259	1301	1305	1309
Knebworth (KBW)	d						1212					1242						1312
Welwyn North (WLW)	d						1216					1246						1316
Welwyn Garden City (WGC)	4 d						1221					1251						1321
Hatfield (HAT)	d						1224					1254						1324
Potters Bar (PBR)	d						1230					1300						1330
Alexandra Palace (AAP)	d						1239					1309						1339
Finsbury Park (FPK)	⊖ a			1220		1243		1236		1251	1313	1306				1321		1343
Finsbury Park (FPK)	⊖ d			1222		1244		1237		1252	1314	1307				1322		1344
London Kings Cross (KGX)	⊖ 15 a	1159	1202	1221		1229	1250	1234		1239		1320		1300	1302	1322	1330	1350
St Pancras International (STP)	⊕ 15 a			1229				1244		1259		1314				1329		
Farringdon (ZFD)	⊖ 3 a			1234				1249		1304		1319				1334		
City Thameslink (CTK)	⊖ 3 a			1236				1251		1306		1321				1336		
London Blackfriars (BFR)	⊖ 3 a			1238				1253		1308		1323				1338		
London Bridge (LBG)	⊖ 4 a			1244				1259		1314		1329				1344		
East Croydon (ECR)	⊖ a			1258				1315		1328		1345				1358		
Redhill (RDH)	a							1335				1405						
Gatwick Airport (GTW)	← 10 a			1314				1346		1344		1416				1414		
Horsham (HRH)	4 a							1410				1440						
Brighton (BTN)	10 a			1348						1418						1448		

NOTES (see introductory pages for explanation of train operator codes and standard symbols)

- a Arrival time
- d Departure time
- c Arrives 3 minutes earlier

Kings Lynn, Ely, Cambridge, Peterborough and Stevenage to London, East Croydon, Gatwick Airport, Horsham and Brighton

Mondays to Fridays

Operator 1st Class/Reservations/Bus/Ferry Catering facilities	GN ⏏	TL ⏏	GR ⏏ ⏏	TL ⏏	GN ⏏	TL ⏏	GC ⏏ ⏏	GR ⏏ ⏏	GN ⏏	GR ⏏ ⏏	TL ⏏	GR ⏏ ⏏	GN ⏏	GN ⏏	TL ⏏	GR ⏏ ⏏	TL ⏏	GN ⏏
Kings Lynn (KLN)	d	1142												1242				
Watlington (WTG)	d	1149												1249				
Downham Market (DOW)	d	1156												1256				
Littleport (LTP)	d	1206												1306				
Ely (ELY)	4 a	1217												1316				
Ely (ELY)	4 d	1218							1253					1318				
Waterbeach (WBC)	d	1227							1303					1327				
Cambridge North (CMB)	d	1232							1308					1332				
Cambridge (CBG)	a	1237							1312					1337				
Cambridge (CBG)	d	1244			1253				1314		1323		1326	1344			1353	
Foxton (FXN)	d													1335				
Shepreth (STH)	d													1338				
Meldreth (MEL)	d													1341				
Royston (RYS)	d				1308							1338		1346			1408	
Ashwell & Morden (AWM)	d				1312							1342					1412	
Baldock (BDK)	d				1317							1347		1354			1417	
Letchworth Garden City (LET)	d				1320	1327						1350		1357			1420	1427
Peterborough (PBO)	8 d		1224	1247			1253	1304	1311		1330					1324	1350	
Huntingdon (HUN)	d		1240				1310c									1340		
St Neots (SNO)	d		1248				1318									1348		
Sandy (SDY)	d		1255				1325									1355		
Biggleswade (BIW)	d		1300				1330									1400		
Arlesey (ARL)	d		1305				1335									1405		
Hitchin (HIT)	4 d		1311		1325	1333	1341					1355	1401	1401	1411		1425	1433
Stevenage (SVG)	4 d		1317		1331	1339	1347				1359	1401	1405	1409c	1417		1431	1438
Knebworth (KBW)	d						1342									1412		1442
Welwyn North (WLW)	d						1346									1416		1445
Welwyn Garden City (WGC)	4 d						1351									1421		1451
Hatfield (HAT)	d						1354									1424		1454
Potters Bar (PBR)	d						1400									1430		1500
Alexandra Palace (AAP)	d						1409									1439		1509
Finsbury Park (FPK)	⊖ a		1336		1351	1413	1406						1421		1443		1436	1513
Finsbury Park (FPK)	⊖ d		1337		1352	1414	1407						1422		1444		1437	1514
London Kings Cross (KGX)	⊖ 15 a	1332		1341		1421		1353	1401	1402	1423		1431	1450	1432		1439	1520
St Pancras International (STP)	⊕ 15 a		1344		1359		1414						1429			1444		1459
Farringdon (ZFD)	⊖ 3 a		1349		1404		1419						1434			1449		1504
City Thameslink (CTK)	⊖ 3 a		1351		1406		1421						1436			1451		1506
London Blackfriars (BFR)	⊖ 3 a		1353		1408		1423						1438			1453		1508
London Bridge (LBG)	⊖ 4 a		1359		1414		1429						1444			1459		1514
East Croydon (ECR)	⊖ a		1415		1428		1445						1458			1515		1528
Redhill (RDH)	a		1435				1505									1535		
Gatwick Airport (GTW)	← 10 a		1446		1444		1516						1514			1546		1544
Horsham (HRH)	4 a		1510				1540									1610		
Brighton (BTN)	10 a				1518								1548					1618

NOTES (see introductory pages for explanation of train operator codes and standard symbols)

- a Arrival time
- d Departure time
- c Arrives 3 minutes earlier

Kings Lynn, Ely, Cambridge, Peterborough and Stevenage to London, East Croydon, Gatwick Airport, Horsham and Brighton

Mondays to Fridays

Operator 1st Class/Reservations/Bus/Ferry Catering facilities	TL T	GR R	GN N	GR R	TL T	GR R	GN N	GN N	TL T	GR R	TL T	GN N	TL T	GR R	GN N	GR R	TL T	GR R
Kings Lynn (KLN)	d							1342										
Watlington (WTG)	d							1349										
Downham Market (DOW)	d							1356										
Littleport (LTP)	d							1406										
Ely (ELY)	4 a							1416										
Ely (ELY)	4 d			1353				1418							1453			
Waterbeach (WBC)	d			1403				1427							1503			
Cambridge North (CMB)	d			1408				1432							1508			
Cambridge (CBG)	a			1412				1437							1512			
Cambridge (CBG)	d			1414		1423		1426	1444			1453			1514		1523	
Foxton (FXN)	d							1435										
Shepreth (STH)	d							1438										
Meldreth (MEL)	d							1441										
Royston (RYS)	d					1438		1446				1508					1538	
Ashwell & Morden (AWM)	d					1442						1512					1542	
Baldock (BDK)	d					1447		1454				1517					1547	
Letchworth Garden City (LET)	d					1450		1457				1520	1527				1550	
Peterborough (PBO)	8 d	1354	1410		1430					1424	1449			1455	1511		1530	
Huntingdon (HUN)	d	1410								1440				1510				
St Neots (SNO)	d	1418								1448				1518				
Sandy (SDY)	d	1425								1455				1525				
Biggleswade (BIW)	d	1430								1500				1530				
Arlesey (ARL)	d	1435								1505				1535				
Hitchin (HIT)	4 d	1441			1455	1503		1511		1525	1533	1541					1555	1605
Stevenage (SVG)	4 d	1447			1459	1501	1505	1509		1517	1531	1539	1547			1559	1601	1605
Knebworth (KBW)	d							1512				1542						
Welwyn North (WLW)	d							1516				1546						
Welwyn Garden City (WGC)	4 d							1521				1551						
Hatfield (HAT)	d							1524				1554						
Potters Bar (PBR)	d							1530				1600						
Alexandra Palace (AAP)	d							1539				1609						
Finsbury Park (FPK)	⊖ a	1506				1521	1543		1536		1551	1613	1606				1621	
Finsbury Park (FPK)	⊖ d	1507				1522	1544		1537		1552	1614	1607				1622	
London Kings Cross (KGX)	⊖ 15 a		1500	1502	1522		1530	1550	1532		1538	1620		1600	1602	1622		1631
St Pancras International (STP)	⊕ 15 a	1514				1529				1544		1559	1614				1629	
Farringdon (ZFD)	⊖ 3 a	1519				1534				1549		1604	1619				1634	
City Thameslink (CTK)	⊖ 3 a	1521				1536				1551		1606	1621				1636	
London Blackfriars (BFR)	⊖ 3 a	1523				1538				1553		1608	1623				1638	
London Bridge (LBG)	⊖ 4 a	1529				1544				1559		1614	1629				1644	
East Croydon (ECR)	⊖ a	1545				1558				1615		1628	1645				1658	
Redhill (RDH)	a	1605								1635			1705					
Gatwick Airport (GTW)	← 10 a	1616				1614				1646		1644	1716				1714	
Horsham (HRH)	4 a	1640								1710			1742					
Brighton (BTN)	10 a					1648						1721					1751	

NOTES (see introductory pages for explanation of train operator codes and standard symbols)

- a Arrival time
d Departure time

Kings Lynn, Ely, Cambridge, Peterborough and Stevenage to London, East Croydon, Gatwick Airport, Horsham and Brighton

Mondays to Fridays

Operator 1st Class/Reservations/Bus/Ferry Catering facilities	GN □	GN □	TL □	GR □ ⊗	TL □	GN □	TL □	GR □ ⊗	GN □	GR □ ⊗	TL □	GR □ ⊗	GN □	GN □	TL □	GR □ ⊗	TL □	GN □	
Kings Lynn (KLN)	d		1442															1542	
Watlington (WTG)	d		1449															1549	
Downham Market (DOW)	d		1456															1556	
Littleport (LTP)	d		1506															1606	
Ely (ELY)	4 a		1516															1617	
Ely (ELY)	4 d		1518						1553									1618	
Waterbeach (WBC)	d		1527						1603									1627	
Cambridge North (CMB)	d		1532						1608									1632	
Cambridge (CBG)	a		1537						1612									1637	
Cambridge (CBG)	d	1526	1544			1553	1556		1614		1623		1626	1644				1653	1656
Foxton (FXN)	d	1535					1605						1635						1705
Shepreth (STH)	d	1538					1608						1638						1708
Meldreth (MEL)	d	1541					1611						1641						1711
Royston (RYS)	d	1546				1608	1616					1638	1646					1708	1716
Ashwell & Morden (AWM)	d						1612					1642						1712	
Baldock (BDK)	d	1554				1617	1624					1647	1654					1717	1724
Letchworth Garden City (LET)	d	1557				1620	1627					1650	1657					1720	1727
Peterborough (PBO)	8 d		1524	1550				1554	1611		1630						1624	1650	
Huntingdon (HUN)	d		1540					1610									1640		
St Neots (SNO)	d		1548					1618									1648		
Sandy (SDY)	d		1555					1625									1655		
Biggleswade (BIW)	d		1600					1630									1700		
Arlesey (ARL)	d		1605					1635									1705		
Hitchin (HIT)	4 d	1603		1611		1625	1633	1641				1655	1703				1711		1725
Stevenage (SVG)	4 d	1609		1617		1631	1639	1647			1659	1701	1705				1717		1731
Knebworth (KBW)	d	1612					1642						1712						1742
Welwyn North (WLW)	d	1616					1646						1716						1746
Welwyn Garden City (WGC)	4 d	1621					1651						1721						1751
Hatfield (HAT)	d	1624					1654						1724						1754
Potters Bar (PBR)	d	1630					1700						1730						1800
Alexandra Palace (AAP)	d	1639					1709						1739						1809
Finsbury Park (FPK)	⊖ a	1643		1636		1651	1714	1706				1721	1744				1736		1751
Finsbury Park (FPK)	⊖ d	1644		1637		1652	1714	1707				1722	1745				1737		1752
London Kings Cross (KGX)	⊖ 15 a	1650	1632		1638		1721		1700	1702	1722		1730	1751	1732		1740		1821
St Pancras International (STP)	⊕ 15 a			1644		1659		1714				1729					1744		1759
Farringdon (ZFD)	⊖ 3 a			1649		1704		1719				1734					1749		1804
City Thameslink (CTK)	3 a			1651		1706		1721				1736					1751		1806
London Blackfriars (BFR)	⊖ 3 a			1653		1708		1723				1738					1753		1808
London Bridge (LBG)	⊖ 4 a			1659		1714		1729				1744					1759		1814
East Croydon (ECR)	⊖ a			1715		1729		1745				1759					1815		1829
Redhill (RDH)	a			1735				1805									1835		
Gatwick Airport (GTW)	← 10 a			1746		1744		1816				1814					1846		1844
Horsham (HRH)	4 a			1812				1842									1912		
Brighton (BTN)	10 a					1821						1851							1921

NOTES (see introductory pages for explanation of train operator codes and standard symbols)

- a Arrival time
- d Departure time

Kings Lynn, Ely, Cambridge, Peterborough and Stevenage to London, East Croydon, Gatwick Airport, Horsham and Brighton

Mondays to Fridays

Operator 1st Class/Reservations/Bus/Ferry Catering facilities	GN □	TL □	GR □ □	GC □ □	GR □ □	TL □	GR □ □	GN □	GN □	TL □	GR □ □	TL □	GN □	TL □	GR □ □	GN □	GR □ □	TL □	
Kings Lynn (KLN)	d								1640									1710	
Watlington (WTG)	d								1647									1717	
Downham Market (DOW)	d								1654									1724	
Littleport (LTP)	d								1704									1734	
Ely (ELY)	4 a								1716									1744	
Ely (ELY)	4 d	1648							1718									1746	
Waterbeach (WBC)	d	1658							1727									1755	
Cambridge North (CMB)	d	1703							1732									1800	
Cambridge (CBG)	a	1707							1737									1805	
Cambridge (CBG)	d	1709				1724		1727	1740			1753	1756				1807	1823	
Foxton (FXN)	d							1736					1805						
Shepreth (STH)	d							1739					1808						
Meldreth (MEL)	d							1742					1811						
Royston (RYS)	d	1723				1738		1747				1808	1816				1823	1838	
Ashwell & Morden (AWM)	d					1743						1812						1842	
Baldock (BDK)	d					1748		1755				1817	1824					1847	
Letchworth Garden City (LET)	d	1733				1751		1758				1820	1827				1833	1850	
Peterborough (PBO)	8 d		1653	1711	1719	1730					1724	1750			1754	1810		1830	
Huntingdon (HUN)	d		1710c								1740				1810				
St Neots (SNO)	d		1718								1748				1818				
Sandy (SDY)	d		1725								1755				1825				
Biggleswade (BIW)	d		1730								1800				1830				
Arlesey (ARL)	d		1735								1805				1835				
Hitchin (HIT)	4 d		1741					1755	1803		1811		1825	1833	1841				1855
Stevenage (SVG)	4 d		1747			1759	1801	1805	1809		1817		1831	1839	1847			1859	1901
Knebworth (KBW)	d								1812					1842					
Welwyn North (WLW)	d								1816					1846					
Welwyn Garden City (WGC)	4 d								1821					1851					
Hatfield (HAT)	d								1824					1854					
Potters Bar (PBR)	d								1830					1900					
Alexandra Palace (AAP)	d								1839					1909					
Finsbury Park (FPK)	⊖ a		1806				1821		1844		1836		1851	1914	1906				1921
Finsbury Park (FPK)	⊖ d		1807				1822		1845		1837		1852	1915	1907				1922
London Kings Cross (KGX)	⊖ 15 a	1802		1800	1805	1822		1830	1851	1832		1841		1921		1900	1902	1922	
St Pancras International (STP)	⊖ 15 a		1814				1829				1844		1859		1914				1929
Farringdon (ZFD)	⊖ 3 a		1819				1834				1849		1904		1919				1934
City Thameslink (CTK)	⊖ 3 a		1821				1836				1851		1906		1921				1936
London Blackfriars (BFR)	⊖ 3 a		1823				1838				1853		1908		1923				1938
London Bridge (LBG)	⊖ 4 a		1829				1844				1859		1914		1929				1944
East Croydon (ECR)	⊖ a		1845				1858				1915		1928		1945				1958
Redhill (RDH)	a		1906								1936				2006				
Gatwick Airport (GTW)	← 10 a		1916				1914				1946		1944		2016				2014
Horsham (HRH)	4 a		1942								2012				2040				
Brighton (BTN)	10 a						1951						2018						2048

NOTES (see introductory pages for explanation of train operator codes and standard symbols)

- a Arrival time
d Departure time
c Arrives 3 minutes earlier

Kings Lynn, Ely, Cambridge, Peterborough and Stevenage to London, East Croydon, Gatwick Airport, Horsham and Brighton

Mondays to Fridays

Operator 1st Class/Reservations/Bus/Ferry Catering facilities	GR Ⓜ ⓧ	GN Ⓜ	GN Ⓜ	TL Ⓜ	GR Ⓜ ⓧ	TL Ⓜ	GN Ⓜ	TL Ⓜ	GR Ⓜ ⓧ	GN Ⓜ	GR Ⓜ ⓧ	GR Ⓜ ⓧ	GN Ⓜ	GN Ⓜ	GR Ⓜ ⓧ	TL Ⓜ	GR Ⓜ ⓧ	TL Ⓜ
Kings Lynn (KLN)	d		1740							1810				1840				
Watlington (WTG)	d		1747							1817				1847				
Downham Market (DOW)	d		1754							1824				1854				
Littleport (LTP)	d		1804							1834				1904				
Ely (ELY)	4 a		1814							1843				1916				
Ely (ELY)	4 d		1818							1846				1918				
Waterbeach (WBC)	d		1827							1855				1927				
Cambridge North (CMB)	d		1832							1900				1932				
Cambridge (CBG)	a		1837							1905				1937				
Cambridge (CBG)	d	1826	1844			1852	1856			1907			1926	1944				1953
Foxton (FXN)	d	1835					1905						1935					
Shepreth (STH)	d	1838					1908						1938					
Meldreth (MEL)	d	1841					1911						1941					
Royston (RYS)	d	1846				1908	1916			1923			1946					2008
Ashwell & Morden (AWM)	d					1912							1951					2012
Baldock (BDK)	d	1854				1917	1924						1956					2017
Letchworth Garden City (LET)	d	1857				1920	1927			1933			1959					2020
Peterborough (PBO)	8 d			1824	1849			1852	1911		1930				1947	1924		
Huntingdon (HUN)	d			1840				1910e								1940		
St Neots (SNO)	d			1848				1918								1948		
Sandy (SDY)	d			1855				1925								1955		
Biggleswade (BIW)	d			1900				1930								2000		
Arlesey (ARL)	d			1905				1935								2005		
Hitchin (HIT)	4 d		1903	1911		1925	1933	1941					2003			2011		2025
Stevenage (SVG)	4 d	1906	1909	1917		1931	1939	1947			1959	2005	2009		2015	2017	2029	2031
Knebworth (KBW)	d		1912				1942						2012					
Welwyn North (WLW)	d		1916				1946						2016					
Welwyn Garden City (WGC)	4 d		1921				1951						2021					
Hatfield (HAT)	d		1924				1954						2024					
Potters Bar (PBR)	d		1930				2000						2030					
Alexandra Palace (AAP)	d		1939				2009						2039					
Finsbury Park (FPK)	⊖ a		1943	1936		1951	2013	2006					2043			2036		2051
Finsbury Park (FPK)	⊖ d		1944	1937		1952	2014	2007					2044			2037		2052
London Kings Cross (KGX)	⊖ 15 a	1930	1950	1932	1938		2020		2001	2002	2022	2028	2050	2032	2038		2053	
St Pancras International (STP)	⊕ 15 a			1944		1959		2014								2044		2059
Farringdon (ZFD)	⊖ 3 a			1949		2004		2019								2049		2104
City Thameslink (CTK)	⊖ 3 a			1951		2006		2021								2051		2106
London Blackfriars (BFR)	⊖ 3 a			1953		2008		2023								2053		2108
London Bridge (LBG)	⊖ 4 a			1959		2014		2029								2059		2114
East Croydon (ECR)	⊖ a			2015		2028		2045								2116		2128
Redhill (RDH)	a			2035				2105								2135		
Gatwick Airport (GTW)	← 10 a			2046		2044		2116								2147		2144
Horsham (HRH)	4 a			2110				2140								2212		
Brighton (BTN)	10 a					2118												2218

NOTES (see introductory pages for explanation of train operator codes and standard symbols)

- a Arrival time
- d Departure time
- e Arrives 4 minutes earlier

Kings Lynn, Ely, Cambridge, Peterborough and Stevenage to London, East Croydon, Gatwick Airport, Horsham and Brighton

Mondays to Fridays

Operator 1st Class/Reservations/Bus/Ferry Catering facilities	GN ⏏	TL ⏏	GR ⏏ ⏏	GN ⏏	GR ⏏ ⏏	GN ⏏	GN ⏏	GR ⏏ ⏏	TL ⏏	TL ⏏	GN ⏏	GN ⏏	GR ⏏ ⏏	TL ⏏	GR ⏏ ⏏	GR ⏏ ⏏	GN ⏏	GN ⏏	
Kings Lynn (KLN)	d			1910			1940				2010							2042	
Watlington (WTG)	d			1917			1947				2017							2049	
Downham Market (DOW)	d			1924			1954				2024							2056	
Littleport (LTP)	d			1934			2004				2034							2106	
Ely (ELY)	4 a			1942			2016				2045							2115	
Ely (ELY)	4 d			1946			2018				2046							2118	
Waterbeach (WBC)	d			1955			2027				2055							2127	
Cambridge North (CMB)	d			2000			2032				2100							2132	
Cambridge (CBG)	a			2005			2037				2105							2137	
Cambridge (CBG)	d	1956			2014		2026	2044		2053	2114						2124	2144	
Foxton (FXN)	d	2005					2035										2134		
Shepreth (STH)	d	2008					2038										2136		
Meldreth (MEL)	d	2011					2041										2140		
Royston (RYS)	d	2016					2046			2108							2145		
Ashwell & Morden (AWM)	d						2051			2112							2149		
Baldock (BDK)	d	2024					2056			2117							2154		
Letchworth Garden City (LET)	d	2027					2059			2120		2127					2157		
Peterborough (PBO)	8 d		1955	2011					2046	2024			2116	2054	2107	2128			
Huntingdon (HUN)	d		2010							2040				2110					
St Neots (SNO)	d		2018							2048				2118					
Sandy (SDY)	d		2025							2055				2125					
Biggleswade (BIW)	d		2030							2100				2130					
Arlesey (ARL)	d		2035							2105				2135					
Hitchin (HIT)	4 d	2033	2041				2103			2111	2125		2133	2141			2203		
Stevenage (SVG)	4 d	2039	2047			2106	2109		2115	2117	2131		2139	2145	2147		2158	2209	
Knebworth (KBW)	d	2042					2112						2142				2212		
Welwyn North (WLW)	d	2046					2116						2146				2216		
Welwyn Garden City (WGC)	4 d	2051					2121						2151				2221		
Hatfield (HAT)	d	2054					2124						2154				2224		
Potters Bar (PBR)	d	2100					2130						2200				2230		
Alexandra Palace (AAP)	d	2109					2139						2209				2239		
Finsbury Park (FPK)	⊖ a	2113	2106				2143			2136	2151		2213		2206		2243		
Finsbury Park (FPK)	⊖ d	2114	2107				2144			2137	2152		2214		2207		2244		
London Kings Cross (KGX)	⊖ 15 a	2120		2059	2102	2129	2150	2132	2139			2202	2220	2208		2200	2222	2250	2232
St Pancras International (STP)	⊕ 15 a		2114							2144	2159				2214				
Farringdon (ZFD)	⊖ 3 a		2119							2149	2204				2219				
City Thameslink (CTK)	⊖ 3 a		2121							2151	2206				2221				
London Blackfriars (BFR)	⊖ 3 a		2123							2153	2208				2223				
London Bridge (LBG)	⊖ 4 a		2129							2159	2214				2229				
East Croydon (ECR)	⊖ a		2145							2215	2228				2245				
Redhill (RDH)	a		2205							2235					2305				
Gatwick Airport (GTW)	← 10 a		2216							2246	2244				2318				
Horsham (HRH)	4 a		2240							2310					2342				
Brighton (BTN)	10 a										2318								

NOTES (see introductory pages for explanation of train operator codes and standard symbols)

- a Arrival time
- d Departure time

Kings Lynn, Ely, Cambridge, Peterborough and Stevenage to London, East Croydon, Gatwick Airport, Horsham and Brighton

Mondays to Fridays

Operator 1st Class/Reservations/Bus/Ferry Catering facilities	TL ⏰	TL ⏰	GN ⏰	GN ⏰	GR ⏰ ⓧ	TL ⏰	GR ⏰ ⓧ	GN ⏰	GN ⏰	TL ⏰	TL ⏰	GN ⏰	TL ⏰	TL ⏰	GN ⏰	GN ⏰	GR ⏰ ⓧ	
Kings Lynn (KLN)	d									2142							2242	
Watlington (WTG)	d									2149							2249	
Downham Market (DOW)	d									2156							2256	
Littleport (LTP)	d									2206							2306	
Ely (ELY)	4 a									2215							2314	
Ely (ELY)	4 d			2153						2218			2248				2318	
Waterbeach (WBC)	d			2203						2227			2258				2327	
Cambridge North (CMB)	d			2208						2232			2303				2332	
Cambridge (CBG)	a			2212						2237			2307				2337	
Cambridge (CBG)	d		2153	2214					2224	2244		2253	2310			2333	2353	
Foxton (FXN)	d								2234							2342		
Shepreth (STH)	d								2236							2345		
Meldreth (MEL)	d								2240							2348		
Royston (RYS)	d		2208						2245			2308	2325			2353	0008	
Ashwell & Morden (AWM)	d		2212						2249			2312				2358	0011	
Baldock (BDK)	d		2217						2254			2317				0003	0018	
Letchworth Garden City (LET)	d		2220		2227				2257			2320				0006	0022	
Peterborough (PBO)	8 d	2124			2216	2154	2237			2224			2254	2319				2358
Huntingdon (HUN)	d	2140				2210				2240			2310	2334				
St Neots (SNO)	d	2148				2218				2248			2318	2342				
Sandy (SDY)	d	2155				2225				2255			2325	2349				
Biggleswade (BIW)	d	2200				2230				2300			2330	2353				
Arlesey (ARL)	d	2205				2235				2305			2335	2358				
Hitchin (HIT)	4 d	2211	2225		2233	2241		2303		2311	2325		2345	0007	0011	0028		
Stevenage (SVG)	4 d	2217	2231		2239	2245	2247	2306	2309	2317	2331		2351	0013	0017	0035	0039s	
Knebworth (KBW)	d				2242					2312					0020			
Welwyn North (WLW)	d				2246					2316					0024			
Welwyn Garden City (WGC)	4 d				2251					2321					0029			
Hatfield (HAT)	d				2254					2324					0032			
Potters Bar (PBR)	d				2300					2330					0038			
Alexandra Palace (AAP)	d				2309					2339					0046			
Finsbury Park (FPK)	⊖ a	2236	2251		2313	2306		2344		2336	2351		0010	0036	0050	0100		
Finsbury Park (FPK)	⊖ d	2237	2252		2314	2307		2345		2337	2352		0011	0037	0050	0101		
London Kings Cross (KGX)	⊖ 15 a			2302	2320	2308		2330	2351	2332	2343	2359	0002	0017	0046	0058	0109	0114
St Pancras International (STP)	⊖ 15 a	2244	2259			2314												
Farringdon (ZFD)	⊖ 3 a	2249	2304			2319												
City Thameslink (CTK)	3 a	2251																
London Blackfriars (BFR)	⊖ 3 a	2253	2308			2323												
London Bridge (LBG)	⊖ 4 a	2259	2314			2329												
East Croydon (ECR)	⊖ a	2314	2328			2346												
Redhill (RDH)	a	2333				0002												
Gatwick Airport (GTW)	← 10 a	2344	2349			0016												
Horsham (HRH)	4 a	0008				0040												
Brighton (BTN)	10 a		0022															

NOTES (see introductory pages for explanation of train operator codes and standard symbols)

- a Arrival time
- d Departure time
- s Stops to set down only

Kings Lynn, Ely, Cambridge, Peterborough and Stevenage to London, East Croydon, Gatwick Airport, Horsham and Brighton

Saturdays

Operator 1st Class/Reservations/Bus/Ferry Catering facilities	TL ⏰	GN ⏰	TL ⏰	TL ⏰	GN ⏰	TL ⏰	TL ⏰	GN ⏰	GN ⏰	TL ⏰	TL ⏰	GN ⏰	TL ⏰	GR ⏰ ⏰	GN ⏰	TL ⏰	GN ⏰	TL ⏰	
Kings Lynn (KLN)	d																		
Watlington (WTG)	d																		
Downham Market (DOW)	d																		
Littleport (LTP)	d																		
Ely (ELY)	4 a																		
Ely (ELY)	4 d								0517						0553				
Waterbeach (WBC)	d								0526						0603				
Cambridge North (CMB)	d								0531						0608				
Cambridge (CBG)	a								0536						0612				
Cambridge (CBG)	d				0454			0523	0526	0537		0553			0614	0623	0626		
Foxton (FXN)	d								0535								0635		
Shepreth (STH)	d								0538								0638		
Meldreth (MEL)	d								0541								0641		
Royston (RYS)	d				0509	0516		0538	0546	0553		0608				0638	0646		
Ashwell & Morden (AWM)	d				0513	0521		0542	0551			0612				0642			
Baldock (BDK)	d				0518	0526		0547	0556			0617				0647	0654		
Letchworth Garden City (LET)	d		0455		0521	0529		0550	0559	0603		0620	0627			0650	0657		
Peterborough (PBO)	8 d	0323		0419			0454					0524		0554	0610			0624	
Huntingdon (HUN)	d	0337		0433			0510					0540		0610				0640	
St Neots (SNO)	d	0345		0441			0518					0548		0618				0648	
Sandy (SDY)	d	0353		0449			0525					0555		0625				0655	
Biggleswade (BIW)	d	0357		0453			0530					0600		0630				0700	
Arlesey (ARL)	d	0402		0458			0535					0605		0635				0705	
Hitchin (HIT)	4 d	0411	0459	0507	0526	0533	0541	0555	0603		0611	0625	0633	0641			0655	0703	0711
Stevenage (SVG)	4 d	0417	0505	0513	0532	0539	0547	0601	0609		0617	0631	0639	0647			0701	0709	0717
Knebworth (KBW)	d		0508			0542			0612			0642						0712	
Welwyn North (WLW)	d		0512			0546			0616			0646						0716	
Welwyn Garden City (WGC)	4 d		0517	0521		0551			0621			0651						0721	
Hatfield (HAT)	d		0520			0554			0624			0654						0724	
Potters Bar (PBR)	d		0526			0600			0630			0700						0730	
Alexandra Palace (AAP)	d		0535			0609			0639			0709						0739	
Finsbury Park (FPK)	⊖ a	0444	0540	0535	0551	0613	0606	0621	0643		0636	0651	0713	0706			0721	0743	0736
Finsbury Park (FPK)	⊖ d	0445	0540	0537	0552	0614	0607	0622	0644		0637	0652	0714	0707			0722	0744	0737
London Kings Cross (KGX)	⊖ 15 a	0451	0547			0620			0650	0632		0720		0700	0702		0750		
St Pancras International (STP)	⊕ 15 a			0544	0559		0614	0629			0644	0659		0714			0729		0744
Farringdon (ZFD)	⊖ 3 a			0549	0604		0619	0634			0649	0704		0719			0734		0749
City Thameslink (CTK)	3 a																		
London Blackfriars (BFR)	⊖ 3 a			0553	0608		0623	0638			0653	0708		0723			0738		0753
London Bridge (LBG)	⊖ 4 a			0559	0614		0629	0644			0659	0714		0729			0744		0759
East Croydon (ECR)	⊖ a			0616	0628		0646	0658			0716	0728		0745			0758		0815
Redhill (RDH)	a			0636			0706				0736			0805					0835
Gatwick Airport (GTW)	← 10 a			0649	0644		0719	0714			0749	0744		0816			0814		0846
Horsham (HRH)	4 a			0712			0742				0812			0840					0910
Brighton (BTN)	10 a				0718			0748				0818					0848		

NOTES (see introductory pages for explanation of train operator codes and standard symbols)

- a Arrival time
- d Departure time

Kings Lynn, Ely, Cambridge, Peterborough and Stevenage to London, East Croydon, Gatwick Airport, Horsham and Brighton

Saturdays

Operator 1st Class/Reservations/Bus/Ferry Catering facilities	GR Ⓜ ⓧ	GN Ⓜ	TL Ⓜ	GN Ⓜ	GN Ⓜ	TL Ⓜ	GR Ⓜ ⓧ	GR Ⓜ ⓧ	TL Ⓜ	GN Ⓜ	TL Ⓜ	GR Ⓜ ⓧ	GN Ⓜ	GR Ⓜ ⓧ	TL Ⓜ	GN Ⓜ	GN Ⓜ	TL Ⓜ	
Kings Lynn (KLN)	d	0542											0642						
Watlington (WTG)	d	0549											0649						
Downham Market (DOW)	d	0556											0656						
Littleport (LTP)	d	0606											0706						
Ely (ELY)	4 a	0614											0716						
Ely (ELY)	4 d	0618		0653									0718			0747			
Waterbeach (WBC)	d	0627		0703									0727			0757			
Cambridge North (CMB)	d	0632		0708									0732			0802			
Cambridge (CBG)	a	0637		0712									0737			0806			
Cambridge (CBG)	d	0644	0653	0714					0723	0726			0744		0753	0814			
Foxton (FXN)	d									0735									
Shepreth (STH)	d									0738									
Meldreth (MEL)	d									0741									
Royston (RYS)	d		0708						0738	0746					0808				
Ashwell & Morden (AWM)	d		0712						0742						0812				
Baldock (BDK)	d		0717						0747	0754					0817				
Letchworth Garden City (LET)	d		0720		0727				0750	0757					0820		0827		
Peterborough (PBO)	8 d	0640				0654	0702	0720			0724	0741		0750					0754
Huntingdon (HUN)	d					0710					0740								0810
St Neots (SNO)	d					0718					0748								0818
Sandy (SDY)	d					0725					0755								0825
Biggleswade (BIW)	d					0730					0800								0830
Arlesey (ARL)	d					0735					0805								0835
Hitchin (HIT)	4 d		0725		0733	0741			0755	0803	0811				0825		0833		0841
Stevenage (SVG)	4 d		0731		0739	0747			0801	0809	0817				0831		0839		0847
Knebworth (KBW)	d				0742					0812									0842
Welwyn North (WLW)	d				0746					0816									0846
Welwyn Garden City (WGC)	4 d				0751					0821									0851
Hatfield (HAT)	d				0754					0824									0854
Potters Bar (PBR)	d				0800					0830									0900
Alexandra Palace (AAP)	d				0809					0839									0909
Finsbury Park (FPK)	⊖ a		0751		0813	0806			0821	0843	0836				0851		0913		0906
Finsbury Park (FPK)	⊖ d		0752		0814	0807			0822	0844	0837				0852		0914		0907
London Kings Cross (KGX)	⊖ 15 a	0730	0732		0802	0820		0752	0810		0850		0830	0832	0838		0902	0920	
St Pancras International (STP)	⊖ 15 a		0759			0814			0829		0844				0859				0914
Farringdon (ZFD)	⊖ 3 a		0804			0819			0834		0849				0904				0919
City Thameslink (CTK)	⊖ 3 a														0906				0921
London Blackfriars (BFR)	⊖ 3 a		0808			0823			0838		0853				0908				0923
London Bridge (LBG)	⊖ 4 a		0814			0829			0844		0859				0914				0929
East Croydon (ECR)	⊖ a		0828			0845			0858		0915				0928				0945
Redhill (RDH)	a					0905					0933								1005
Gatwick Airport (GTW)	⊖ 10 a		0844			0916			0914		0946				0944				1016
Horsham (HRH)	4 a					0940					1010								1040
Brighton (BTN)	10 a		0918						0948						1018				

NOTES (see introductory pages for explanation of train operator codes and standard symbols)

a Arrival time
d Departure time

Kings Lynn, Ely, Cambridge, Peterborough and Stevenage to London, East Croydon, Gatwick Airport, Horsham and Brighton

Saturdays

Operator 1st Class/Reservations/Bus/Ferry Catering facilities	GN I	GR I R X	GR I R X	TL I	GR I R X	GN I	GN I	TL I	GR I R X	TL I	GN I	TL I	GR I R X	GR I R X	GN I	GN I	TL I	GR I R X	
Kings Lynn (KLN)	d						0742												
Watlington (WTG)	d						0749												
Downham Market (DOW)	d						0756												
Littleport (LTP)	d						0806												
Ely (ELY)	4 a						0816												
Ely (ELY)	4 d						0818												
Waterbeach (WBC)	d						0827											0853	
Cambridge North (CMB)	d						0832											0903	
Cambridge (CBG)	a						0837											0908	
Cambridge (CBG)	d				0823		0826	0844					0853					0912	
Foxton (FXN)	d						0835											0914	
Shepreth (STH)	d						0838												0923
Meldreth (MEL)	d						0841												
Royston (RYS)	d				0838		0846						0908						0938
Ashwell & Morden (AWM)	d				0842								0912						0942
Baldock (BDK)	d				0847		0854						0917						0947
Letchworth Garden City (LET)	d				0850		0857						0920	0927					0950
Peterborough (PBO)	8 d	0813	0820	0829					0824	0850			0853	0858	0901				0913
Huntingdon (HUN)	d	0829							0840				0910c						0929
St Neots (SNO)	d	0837							0848				0918						0937
Sandy (SDY)	d								0855				0925						
Biggleswade (BIW)	d	0846							0900				0930						0946
Arlesey (ARL)	d								0905				0935						
Hitchin (HIT)	4 d				0855		0903		0911			0925	0933						0955
Stevenage (SVG)	4 d			0900	0901	0905	0909		0917			0931	0939	0947					1001
Knebworth (KBW)	d						0912						0942						1005
Welwyn North (WLW)	d						0916						0946						
Welwyn Garden City (WGC)	4 d						0921						0951						
Hatfield (HAT)	d						0924						0954						
Potters Bar (PBR)	d						0930						1000						
Alexandra Palace (AAP)	d						0939						1009						
Finsbury Park (FPK)	a				0921		0943		0936			0951	1013	1006					1021
Finsbury Park (FPK)	d				0922		0944		0937			0952	1014	1007					1022
London Kings Cross (KGX)	15 a	0917	0910	0923		0931	0951	0932		0938			1020		0947	0950	1002	1017	1030
St Pancras International (STP)	15 a				0929				0944			0959		1014					1029
Farringdon (ZFD)	3 a				0934				0949			1004		1019					1034
City Thameslink (CTK)	3 a				0936				0951			1006		1021					1036
London Blackfriars (BFR)	3 a				0938				0953			1008		1023					1038
London Bridge (LBG)	4 a				0944				0959			1014		1029					1044
East Croydon (ECR)	a				0958				1015			1028		1045					1058
Redhill (RDH)	a								1035					1105					
Gatwick Airport (GTW)	10 a				1014				1046			1044		1116					1114
Horsham (HRH)	4 a								1110					1140					
Brighton (BTN)	10 a				1048							1118							1148

NOTES (see introductory pages for explanation of train operator codes and standard symbols)

- a Arrival time
- d Departure time
- c Arrives 3 minutes earlier

Kings Lynn, Ely, Cambridge, Peterborough and Stevenage to London, East Croydon, Gatwick Airport, Horsham and Brighton

Saturdays

Operator 1st Class/Reservations/Bus/Ferry Catering facilities	GN ⏏	GN ⏏	TL ⏏	GR ⏏ ⊗	TL ⏏	GN ⏏	TL ⏏	GR ⏏ ⊗	GN ⏏	GN ⏏	TL ⏏	GR ⏏ ⊗	GN ⏏	GN ⏏	TL ⏏	GR ⏏ ⊗	TL ⏏	GN ⏏	
Kings Lynn (KLN)	d	0842							0912					0942					
Watlington (WTG)	d	0849							0920					0949					
Downham Market (DOW)	d	0856							0927					0956					
Littleport (LTP)	d	0906							0936					1006					
Ely (ELY)	4 a	0914							0946					1015					
Ely (ELY)	4 d	0918							0947					1018					
Waterbeach (WBC)	d	0927							0956					1027					
Cambridge North (CMB)	d	0932							1001					1032					
Cambridge (CBG)	a	0937							1006					1037					
Cambridge (CBG)	d	0926	0944			0953			1014		1023			1026	1044			1053	
Foxton (FXN)	d	0935												1035					
Shepreth (STH)	d	0938												1038					
Meldreth (MEL)	d	0941												1041					
Royston (RYS)	d	0946				1008					1038			1046				1108	
Ashwell & Morden (AWM)	d					1012					1042							1112	
Baldock (BDK)	d	0954				1017					1047			1054				1117	
Letchworth Garden City (LET)	d	0957				1020	1027				1050			1057				1120	1127
Peterborough (PBO)	8 d		0924	0950				0954	1010		1013						1024	1050	
Huntingdon (HUN)	d		0940					1010			1029						1040		
St Neots (SNO)	d		0948					1018			1037						1048		
Sandy (SDY)	d		0955					1025									1055		
Biggleswade (BIW)	d		1000					1030			1046						1100		
Arlesey (ARL)	d		1005					1035									1105		
Hitchin (HIT)	4 d	1003		1011		1025	1033	1041			1055		1103		1111		1125	1133	
Stevenage (SVG)	4 d	1009		1017		1031	1039	1047			1101	1105	1109		1117		1131	1139	
Knebworth (KBW)	d	1012					1042						1112						1142
Welwyn North (WLW)	d	1016					1046						1116						1147
Welwyn Garden City (WGC)	4 d	1021					1051						1121						1151
Hatfield (HAT)	d	1024					1054						1124						1155
Potters Bar (PBR)	d	1030					1100						1130						1201
Alexandra Palace (AAP)	d	1039					1109						1139						1209
Finsbury Park (FPK)	⊖ a	1043		1036		1051	1113	1106			1121		1143		1136		1151	1213	
Finsbury Park (FPK)	⊖ d	1044		1037		1052	1114	1107			1122		1144		1137		1152	1214	
London Kings Cross (KGX)	⊖ 15 a	1050	1032		1038		1121		1100	1102	1118		1130	1150	1132		1138		1220
St Pancras International (STP)	⊕ 15 a			1044		1059		1114			1129				1144		1159		
Farringdon (ZFD)	⊖ 3 a			1049		1104		1119			1134				1149		1204		
City Thameslink (CTK)	3 a			1051		1106		1121			1136				1151		1206		
London Blackfriars (BFR)	⊖ 3 a			1053		1108		1123			1138				1153		1208		
London Bridge (LBG)	⊖ 4 a			1059		1114		1129			1144				1159		1214		
East Croydon (ECR)	⊖ a			1115		1128		1145			1158				1215		1228		
Redhill (RDH)	a			1135				1205							1235				
Gatwick Airport (GTW)	← 10 a			1146		1144		1216			1214				1246		1244		
Horsham (HRH)	4 a			1210				1240							1310				
Brighton (BTN)	10 a					1218					1248						1318		

NOTES (see introductory pages for explanation of train operator codes and standard symbols)

- a Arrival time
- d Departure time

Kings Lynn, Ely, Cambridge, Peterborough and Stevenage to London, East Croydon, Gatwick Airport, Horsham and Brighton

Saturdays

Operator 1st Class/Reservations/Bus/Ferry Catering facilities	TL T	GR R	GN N	GR R	TL T	GR R	GN N	GN N	TL T	GR R	TL T	GN N	TL T	GR R	GN N	GR R	TL T	GR R	
Kings Lynn (KLN)	d		1012					1042											
Watlington (WTG)	d		1020					1049											
Downham Market (DOW)	d		1029c					1056											
Littleport (LTP)	d		1039					1106											
Ely (ELY)	4 a		1052					1116											
Ely (ELY)	4 d		1053					1118							1153				
Waterbeach (WBC)	d		1103					1127							1203				
Cambridge North (CMB)	d		1108					1132							1208				
Cambridge (CBG)	a		1112					1137							1212				
Cambridge (CBG)	d		1114		1123		1126	1144			1153				1214		1223		
Foxton (FXN)	d						1135												
Shepreth (STH)	d						1138												
Meldreth (MEL)	d						1141												
Royston (RYS)	d				1138		1146				1208							1238	
Ashwell & Morden (AWM)	d				1142						1212							1242	
Baldock (BDK)	d				1147		1154				1217							1247	
Letchworth Garden City (LET)	d				1150		1157				1220	1227						1250	
Peterborough (PBO)	8 d	1054	1107		1131				1124	1150			1154	1210		1231			
Huntingdon (HUN)	d	1110							1140				1210						
St Neots (SNO)	d	1118							1148				1218						
Sandy (SDY)	d	1125							1155				1225						
Biggleswade (BIW)	d	1130							1200				1230						
Arlesey (ARL)	d	1135							1205				1235						
Hitchin (HIT)	4 d	1141			1155	1203		1211		1225	1233	1241						1255	1306
Stevenage (SVG)	4 d	1147		1200	1201	1205	1209	1217		1231	1239	1247				1300	1301	1306	
Knebworth (KBW)	d						1212					1242							
Welwyn North (WLW)	d						1216					1246							
Welwyn Garden City (WGC)	4 d						1221					1251							
Hatfield (HAT)	d						1224					1254							
Potters Bar (PBR)	d						1230					1300							
Alexandra Palace (AAP)	d						1239					1309							
Finsbury Park (FPK)	⊖ a	1206			1221	1243		1236		1251	1313	1306						1321	
Finsbury Park (FPK)	⊖ d	1207			1222	1244		1237		1252	1314	1307						1322	
London Kings Cross (KGX)	⊖ 15 a		1200	1205	1223		1231	1250	1232		1238	1320		1300	1302	1323			1331
St Pancras International (STP)	⊖ 15 a	1214			1229			1244		1259		1314							1329
Farringdon (ZFD)	⊖ 3 a	1219			1234			1249		1304		1319							1334
City Thameslink (CTK)	⊖ 3 a	1221			1236			1251		1306		1321							1336
London Blackfriars (BFR)	⊖ 3 a	1223			1238			1253		1308		1323							1338
London Bridge (LBG)	⊖ 4 a	1229			1244			1259		1314		1329							1344
East Croydon (ECR)	⊖ a	1245			1258			1315		1328		1345							1358
Redhill (RDH)	a	1305						1335				1405							
Gatwick Airport (GTW)	← 10 a	1316			1314			1346		1344		1416							1414
Horsham (HRH)	4 a	1340						1410				1440							
Brighton (BTN)	10 a				1348						1418								1448

NOTES (see introductory pages for explanation of train operator codes and standard symbols)

- a Arrival time
- d Departure time
- c Arrives 3 minutes earlier

Kings Lynn, Ely, Cambridge, Peterborough and Stevenage to London, East Croydon, Gatwick Airport, Horsham and Brighton

Saturdays

Operator 1st Class/Reservations/Bus/Ferry Catering facilities	GN □	GN □	TL □	GR □ ⊗	TL □	GN □	TL □	GC □ □	GR □ ⊗	GN □	GR □ ⊗	TL □	GR □ ⊗	GN □	GN □	TL □	GR □ ⊗	TL □	
Kings Lynn (KLN)	d		1142																1242
Watlington (WTG)	d		1149																1249
Downham Market (DOW)	d		1156																1256
Littleport (LTP)	d		1206																1306
Ely (ELY)	4 a		1216																1314
Ely (ELY)	4 d		1218							1253									1318
Waterbeach (WBC)	d		1227							1303									1327
Cambridge North (CMB)	d		1232							1308									1332
Cambridge (CBG)	a		1237							1312									1337
Cambridge (CBG)	d	1226	1244			1253				1314		1323		1326	1344				1353
Foxton (FXN)	d	1235												1335					
Shepreth (STH)	d	1238												1338					
Meldreth (MEL)	d	1241												1341					
Royston (RYS)	d	1246				1308						1338		1346					1408
Ashwell & Morden (AWM)	d					1312						1342							1412
Baldock (BDK)	d	1254				1317						1347		1354					1417
Letchworth Garden City (LET)	d	1257				1320	1327					1350		1357					1420
Peterborough (PBO)	8 d		1224	1248				1254	1301	1310		1330						1324	1350
Huntingdon (HUN)	d		1240					1310										1340	
St Neots (SNO)	d		1248					1318										1348	
Sandy (SDY)	d		1255					1325										1355	
Biggleswade (BIW)	d		1300					1330										1400	
Arlesey (ARL)	d		1305					1335										1405	
Hitchin (HIT)	4 d	1303		1311		1325	1333	1341				1355	1403	1403				1411	1425
Stevenage (SVG)	4 d	1309		1317		1331	1339	1347			1359	1401	1406	1409				1417	1431
Knebworth (KBW)	d	1312					1342							1412					
Welwyn North (WLW)	d	1316					1346							1416					
Welwyn Garden City (WGC)	4 d	1321					1351							1421					
Hatfield (HAT)	d	1324					1354							1424					
Potters Bar (PBR)	d	1330					1400							1430					
Alexandra Palace (AAP)	d	1339					1409							1439					
Finsbury Park (FPK)	⊖ a	1343		1336		1351	1413	1406				1421		1443		1436			1451
Finsbury Park (FPK)	⊖ d	1344		1337		1352	1414	1407				1422		1444		1437			1452
London Kings Cross (KGX)	⊖ 15 a	1350	1332		1338		1420		1350	1400	1402	1422		1431	1450	1432		1438	
St Pancras International (STP)	⊕ 15 a			1344		1359		1414				1429						1444	1459
Farringdon (ZFD)	⊖ 3 a			1349		1404		1419				1434						1449	1504
City Thameslink (CTK)	3 a			1351		1406		1421				1436						1451	1506
London Blackfriars (BFR)	⊖ 3 a			1353		1408		1423				1438						1453	1508
London Bridge (LBG)	⊖ 4 a			1359		1414		1429				1444						1459	1514
East Croydon (ECR)	⊖ a			1415		1428		1445				1458						1515	1528
Redhill (RDH)	a			1435				1505										1535	
Gatwick Airport (GTW)	← 10 a			1446		1444		1516				1514						1546	1544
Horsham (HRH)	4 a			1510				1540										1610	
Brighton (BTN)	10 a					1518						1548							1618

NOTES (see introductory pages for explanation of train operator codes and standard symbols)

a Arrival time
d Departure time

Kings Lynn, Ely, Cambridge, Peterborough and Stevenage to London, East Croydon, Gatwick Airport, Horsham and Brighton

Saturdays

Operator 1st Class/Reservations/Bus/Ferry Catering facilities	GN ⏏	TL ⏏	GR ⏏ ⏏	GN ⏏	GR ⏏ ⏏	TL ⏏	GR ⏏ ⏏	GN ⏏	GN ⏏	TL ⏏	GR ⏏ ⏏	TL ⏏	GN ⏏	TL ⏏	GR ⏏ ⏏	GN ⏏	GR ⏏ ⏏	TL ⏏	
Kings Lynn (KLN)	d									1342									
Watlington (WTG)	d									1349									
Downham Market (DOW)	d									1356									
Littleport (LTP)	d									1406									
Ely (ELY)	4 a									1415									
Ely (ELY)	4 d				1353					1418							1453		
Waterbeach (WBC)	d				1403					1427							1503		
Cambridge North (CMB)	d				1408					1432							1508		
Cambridge (CBG)	a				1412					1437							1512		
Cambridge (CBG)	d				1414		1423		1426	1444			1453				1514		1523
Foxton (FXN)	d								1435										
Shepreth (STH)	d								1438										
Meldreth (MEL)	d								1441										
Royston (RYS)	d					1438			1446				1508						1538
Ashwell & Morden (AWM)	d					1442							1512						1542
Baldock (BDK)	d					1447			1454				1517						1547
Letchworth Garden City (LET)	d	1427				1450			1457				1520	1527					1550
Peterborough (PBO)	8 d		1354	1410		1430					1424	1448			1454	1511		1532	
Huntingdon (HUN)	d		1410								1440				1510				
St Neots (SNO)	d		1418								1448				1518				
Sandy (SDY)	d		1425								1455				1525				
Biggleswade (BIW)	d		1430								1500				1530				
Arlesey (ARL)	d		1435								1505				1535				
Hitchin (HIT)	4 d	1433	1441			1455		1503		1511		1525	1533	1541					1555
Stevenage (SVG)	4 d	1439	1447			1459	1501	1505	1509	1517		1531	1539	1547			1600	1601	
Knebworth (KBW)	d	1442							1512				1542						
Welwyn North (WLW)	d	1446							1516				1546						
Welwyn Garden City (WGC)	4 d	1451							1521				1551						
Hatfield (HAT)	d	1454							1524				1554						
Potters Bar (PBR)	d	1500							1530				1600						
Alexandra Palace (AAP)	d	1509							1539				1609						
Finsbury Park (FPK)	⊖ a	1513	1506			1521		1543		1536		1551	1613	1606					1621
Finsbury Park (FPK)	⊖ d	1514	1507			1522		1544		1537		1552	1614	1607					1622
London Kings Cross (KGX)	⊖ 15 a	1520		1500	1502	1522		1530	1550	1532		1538	1620		1600	1602	1623		
St Pancras International (STP)	⊕ 15 a		1514			1529				1544		1559		1614					1629
Farringdon (ZFD)	⊖ 3 a		1519			1534				1549		1604		1619					1634
City Thameslink (CTK)	⊖ 3 a		1521			1536				1551		1606		1621					1636
London Blackfriars (BFR)	⊖ 3 a		1523			1538				1553		1608		1623					1638
London Bridge (LBG)	⊖ 4 a		1529			1544				1559		1614		1629					1644
East Croydon (ECR)	⊖ a		1545			1558				1615		1628		1645					1658
Redhill (RDH)	a		1605							1635				1705					
Gatwick Airport (GTW)	← 10 a		1616			1614				1646		1644		1716					1714
Horsham (HRH)	4 a		1640							1710				1740					
Brighton (BTN)	10 a					1648							1718						1748

NOTES (see introductory pages for explanation of train operator codes and standard symbols)

- a Arrival time
- d Departure time

Kings Lynn, Ely, Cambridge, Peterborough and Stevenage to London, East Croydon, Gatwick Airport, Horsham and Brighton

Saturdays

Operator 1st Class/Reservations/Bus/Ferry Catering facilities	GR Ⓜ ⓧ	GN Ⓜ	GN Ⓜ	TL Ⓜ	GR Ⓜ ⓧ	TL Ⓜ	GN Ⓜ	TL Ⓜ	GR Ⓜ ⓧ	GN Ⓜ	GR Ⓜ ⓧ	TL Ⓜ	GR Ⓜ ⓧ	GN Ⓜ	GN Ⓜ	TL Ⓜ	GR Ⓜ ⓧ	TL Ⓜ
Kings Lynn (KLN)	d		1442												1542			
Watlington (WTG)	d		1449												1549			
Downham Market (DOW)	d		1456												1556			
Littleport (LTP)	d		1506												1606			
Ely (ELY)	4 a		1517												1614			
Ely (ELY)	4 d		1518						1553						1618			
Waterbeach (WBC)	d		1527						1603						1627			
Cambridge North (CMB)	d		1532						1608						1632			
Cambridge (CBG)	a		1537						1612						1637			
Cambridge (CBG)	d	1526	1544			1553			1614		1623		1626	1644				1653
Foxton (FXN)	d	1535											1635					
Shepreth (STH)	d	1538											1638					
Meldreth (MEL)	d	1541											1641					
Royston (RYS)	d	1546				1608					1638		1646					1708
Ashwell & Morden (AWM)	d					1612					1642							1712
Baldock (BDK)	d	1554				1617					1647		1654					1717
Letchworth Garden City (LET)	d	1557				1620	1627				1650		1657					1720
Peterborough (PBO)	8 d			1524	1550			1554	1611		1630					1624	1650	
Huntingdon (HUN)	d			1540				1610							1640			
St Neots (SNO)	d			1548				1618							1648			
Sandy (SDY)	d			1555				1625							1655			
Biggleswade (BIW)	d			1600				1630							1700			
Arlesey (ARL)	d			1605				1635							1705			
Hitchin (HIT)	4 d		1603	1611		1625	1633	1641				1655	1703	1703	1711			1725
Stevenage (SVG)	4 d	1605	1609	1617		1631	1639	1647			1659	1701	1705	1709	1717			1731
Knebworth (KBW)	d		1612				1642								1712			
Welwyn North (WLW)	d		1616				1646								1716			
Welwyn Garden City (WGC)	4 d		1621				1651								1721			
Hatfield (HAT)	d		1624				1654								1724			
Potters Bar (PBR)	d		1630				1700								1730			
Alexandra Palace (AAP)	d		1639				1709								1739			
Finsbury Park (FPK)	⊖ a		1643	1636		1651	1713	1706				1721	1743	1736				1751
Finsbury Park (FPK)	⊖ d		1644	1637		1652	1714	1707				1722	1744	1737				1752
London Kings Cross (KGX)	⊖ 15 a	1631	1650	1632	1640		1720		1700	1702	1722		1730	1750	1732		1738	
St Pancras International (STP)	⊖ 15 a			1644		1659		1714				1729			1744			1759
Farringdon (ZFD)	⊖ 3 a			1649		1704		1719				1734			1749			1804
City Thameslink (CTK)	⊖ 3 a			1651		1706		1721				1736			1751			1806
London Blackfriars (BFR)	⊖ 3 a			1653		1708		1723				1738			1753			1808
London Bridge (LBG)	⊖ 4 a			1659		1714		1729				1744			1759			1814
East Croydon (ECR)	⊖ a			1715		1728		1745				1758			1814			1828
Redhill (RDH)	a			1735				1805							1835			
Gatwick Airport (GTW)	← 10 a			1746		1744		1816				1814			1846			1844
Horsham (HRH)	4 a			1810				1840							1910			
Brighton (BTN)	10 a					1818						1848						1918

NOTES (see introductory pages for explanation of train operator codes and standard symbols)

a Arrival time
d Departure time

Kings Lynn, Ely, Cambridge, Peterborough and Stevenage to London, East Croydon, Gatwick Airport, Horsham and Brighton

Saturdays

Operator 1st Class/Reservations/Bus/Ferry Catering facilities	GN ⓘ	TL ⓘ	GR ⓘ ⓧ	GN ⓘ	GR ⓘ ⓧ	TL ⓘ	GR ⓘ ⓧ	GN ⓘ	GN ⓘ	TL ⓘ	GR ⓘ ⓧ	GC ⓘ ⓧ	TL ⓘ	GN ⓘ	TL ⓘ	GR ⓘ ⓧ	GN ⓘ	GR ⓘ ⓧ	
Kings Lynn (KLN)	d									1642									
Watlington (WTG)	d									1649									
Downham Market (DOW)	d									1656									
Littleport (LTP)	d									1706									
Ely (ELY)	4 a									1714									
Ely (ELY)	4 d				1653					1718									1752
Waterbeach (WBC)	d				1703					1727									1802
Cambridge North (CMB)	d				1708					1732									1807
Cambridge (CBG)	a				1712					1737									1811
Cambridge (CBG)	d				1714		1723		1726	1744				1753					1814
Foxton (FXN)	d								1735										
Shepreth (STH)	d								1738										
Meldreth (MEL)	d								1741										
Royston (RYS)	d						1738		1746					1808					
Ashwell & Morden (AWM)	d						1742							1812					
Baldock (BDK)	d						1747		1754					1817					
Letchworth Garden City (LET)	d	1727					1750		1757					1820	1827				
Peterborough (PBO)	8 d		1654	1711		1731					1724	1750	1753				1754	1810	1830
Huntingdon (HUN)	d		1710								1740						1810		
St Neots (SNO)	d		1718								1748						1818		
Sandy (SDY)	d		1725								1755						1825		
Biggleswade (BIW)	d		1730								1800						1830		
Arlesey (ARL)	d		1735								1805						1835		
Hitchin (HIT)	4 d	1733	1741			1755		1803		1811				1825	1833	1841			
Stevenage (SVG)	4 d	1739	1747			1800	1801	1805	1809	1817				1831	1839	1847			1859
Knebworth (KBW)	d	1742							1812								1842		
Welwyn North (WLW)	d	1746							1816								1846		
Welwyn Garden City (WGC)	4 d	1751							1821								1851		
Hatfield (HAT)	d	1754							1824								1854		
Potters Bar (PBR)	d	1800							1830								1900		
Alexandra Palace (AAP)	d	1809							1839								1909		
Finsbury Park (FPK)	⊖ a	1813	1806				1821		1843		1836			1851	1913	1906			
Finsbury Park (FPK)	⊖ d	1816	1807				1822		1844		1837			1852	1914	1907			
London Kings Cross (KGX)	⊖ 15 a	1824		1800	1802	1823		1831	1850	1832			1838	1847		1920	1900	1902	1922
St Pancras International (STP)	⊖ 15 a		1814				1829				1844			1859		1914			
Farringdon (ZFD)	⊖ 3 a		1819				1834				1849			1904		1919			
City Thameslink (CTK)	⊖ 3 a		1821				1836				1851			1906		1921			
London Blackfriars (BFR)	⊖ 3 a		1823				1838				1853			1908		1923			
London Bridge (LBG)	⊖ 4 a		1829				1844				1859			1914		1929			
East Croydon (ECR)	⊖ a		1845				1858				1915			1928		1945			
Redhill (RDH)	a		1905								1933					2005			
Gatwick Airport (GTW)	← 10 a		1916				1914				1946			1944		2016			
Horsham (HRH)	4 a		1940								2010					2040			
Brighton (BTN)	10 a						1948							2018					

NOTES (see introductory pages for explanation of train operator codes and standard symbols)

- a Arrival time
d Departure time

Kings Lynn, Ely, Cambridge, Peterborough and Stevenage to London, East Croydon, Gatwick Airport, Horsham and Brighton

Saturdays

Operator 1st Class/Reservations/Bus/Ferry Catering facilities	TL ⏰	GR ⏰ ⓧ	GN ⏰	GN ⏰	TL ⏰	GR ⏰ ⓧ	TL ⏰	GN ⏰	TL ⏰	GR ⏰ ⓧ	GN ⏰	GR ⏰ ⓧ	GR ⏰ ⓧ	GN ⏰	GN ⏰	TL ⏰	GR ⏰ ⓧ	GR ⏰ ⓧ
Kings Lynn (KLN)	d			1742											1842			
Watlington (WTG)	d			1749											1849			
Downham Market (DOW)	d			1756											1856			
Littleport (LTP)	d			1806											1906			
Ely (ELY)	4 a			1814											1914			
Ely (ELY)	4 d			1818								1853			1918			
Waterbeach (WBC)	d			1827								1903			1927			
Cambridge North (CMB)	d			1832								1908			1932			
Cambridge (CBG)	a			1837								1912			1937			
Cambridge (CBG)	d	1823		1826	1844			1853				1914			1924	1944		
Foxton (FXN)	d			1835											1933			
Shepreth (STH)	d			1838											1936			
Meldreth (MEL)	d			1841											1939			
Royston (RYS)	d	1838		1846				1908							1944			
Ashwell & Morden (AWM)	d	1842						1912							1949			
Baldock (BDK)	d	1847		1854				1917							1954			
Letchworth Garden City (LET)	d	1850		1857				1920	1927						1957			
Peterborough (PBO)	8 d				1824	1851				1854	1910		1930			1924	1950	
Huntingdon (HUN)	d				1840					1910					1940			
St Neots (SNO)	d				1848					1918					1948			
Sandy (SDY)	d				1855					1925					1955			
Biggleswade (BIW)	d				1900					1930					2000			
Arlesey (ARL)	d				1905					1935					2005			
Hitchin (HIT)	4 d	1855		1903		1911		1925	1933	1941				2002	2011			
Stevenage (SVG)	4 d	1901	1909	1909		1917		1931	1939	1947			1959	2004	2009	2017	2021c	2028
Knebworth (KBW)	d			1913						1942					2012			
Welwyn North (WLW)	d			1919						1946					2016			
Welwyn Garden City (WGC)	4 d			1922						1951					2021			
Hatfield (HAT)	d			1926						1954					2024			
Potters Bar (PBR)	d			1932						2000					2030			
Alexandra Palace (AAP)	d			1940						2009					2039			
Finsbury Park (FPK)	⊖ a	1921		1944		1936		1951	2013	2006					2043	2036		
Finsbury Park (FPK)	⊖ d	1922		1945		1937		1952	2014	2007					2044	2037		
London Kings Cross (KGX)	⊖ 15 a		1933	1951	1935		1946		2020		2001	2002	2022	2028	2050	2032	2046	2052
St Pancras International (STP)	⊕ 15 a	1929			1944		1959		2014							2044		
Farringdon (ZFD)	⊖ 3 a	1934			1949		2004		2019							2049		
City Thameslink (CTK)	⊖ 3 a	1936			1951		2006		2021							2051		
London Blackfriars (BFR)	⊖ 3 a	1938			1953		2008		2023							2053		
London Bridge (LBG)	⊖ 4 a	1944			1959		2014		2029							2059		
East Croydon (ECR)	Ⓜ a	1958			2015		2028		2045							2115		
Redhill (RDH)	a				2035				2105							2135		
Gatwick Airport (GTW)	← 10 a	2014			2046		2044		2116							2146		
Horsham (HRH)	4 a				2110				2140							2210		
Brighton (BTN)	10 a	2048					2118											

NOTES (see introductory pages for explanation of train operator codes and standard symbols)

- a Arrival time
- d Departure time
- c Arrives 3 minutes earlier

Kings Lynn, Ely, Cambridge, Peterborough and Stevenage to London, East Croydon, Gatwick Airport, Horsham and Brighton

Saturdays

Operator 1st Class/Reservations/Bus/Ferry Catering facilities	TL ⏰	GN ⏰	GN ⏰	TL ⏰	GR ⏰ ⓧ	GR ⏰ ⓧ	GN ⏰	GN ⏰	TL ⏰	GR ⏰ ⓧ	TL ⏰	GN ⏰	TL ⏰	GR ⏰ ⓧ	GN ⏰	GR ⏰ ⓧ	GR ⏰ ⓧ	GN ⏰	
Kings Lynn (KLN)	d							1942										2012	
Watlington (WTG)	d							1949										2019	
Downham Market (DOW)	d							1956										2026	
Littleport (LTP)	d							2006										2036	
Ely (ELY)	4 a							2017										2045	
Ely (ELY)	4 d		1953					2018										2047	
Waterbeach (WBC)	d		2003					2027										2057	
Cambridge North (CMB)	d		2008					2032										2102	
Cambridge (CBG)	a		2012					2037										2106	
Cambridge (CBG)	d	1953	2014					2026	2044			2053						2114	2124
Foxton (FXN)	d							2035											2133
Shepreth (STH)	d							2038											2136
Meldreth (MEL)	d							2041											2139
Royston (RYS)	d	2008						2046			2108								2144
Ashwell & Morden (AWM)	d	2012						2051			2112								2149
Baldock (BDK)	d	2017						2056			2117								2154
Letchworth Garden City (LET)	d	2020		2027				2059			2120	2127							2157
Peterborough (PBO)	8 d			1954	2015				2024	2051			2054	2105		2118	2128		
Huntingdon (HUN)	d			2010					2040				2110						
St Neots (SNO)	d			2018					2048				2118						
Sandy (SDY)	d			2025					2055				2125						
Biggleswade (BIW)	d			2030					2100				2130						
Arlesey (ARL)	d			2035					2105				2135						
Hitchin (HIT)	4 d	2025		2033	2041			2103		2111	2125	2133	2141						2202
Stevenage (SVG)	4 d	2031		2039	2047		2105	2109		2117	2121	2131	2139	2147		2148	2159		2209
Knebworth (KBW)	d			2042				2112					2142						2212
Welwyn North (WLW)	d			2046				2116					2146						2216
Welwyn Garden City (WGC)	4 d			2051				2121					2151						2221
Hatfield (HAT)	d			2054				2124					2154						2224
Potters Bar (PBR)	d			2100				2130					2200						2230
Alexandra Palace (AAP)	d			2109				2139					2209						2239
Finsbury Park (FPK)	⊖ a	2051		2113	2106			2143		2136		2151	2213	2206					2243
Finsbury Park (FPK)	⊖ d	2052		2114	2107			2144		2137		2152	2214	2207					2244
London Kings Cross (KGX)	⊖ 15 a		2102	2120		2108	2131	2150	2132		2146		2220		2154	2202	2216	2222	2250
St Pancras International (STP)	⊕ 15 a	2059			2114					2144		2159		2214					
Farringdon (ZFD)	⊖ 3 a	2104			2119					2149			2204		2219				
City Thameslink (CTK)	3 a																		
London Blackfriars (BFR)	⊖ 3 a	2108			2123					2153		2208		2223					
London Bridge (LBG)	⊖ 4 a	2114			2129					2159		2214		2229					
East Croydon (ECR)	⊖ a	2128			2145					2215		2228		2245					
Redhill (RDH)	a				2205					2235				2305					
Gatwick Airport (GTW)	← 10 a	2144			2216					2246		2244		2318					
Horsham (HRH)	4 a				2240					2310				2342					
Brighton (BTN)	10 a	2218										2318							

NOTES (see introductory pages for explanation of train operator codes and standard symbols)

- a Arrival time
- d Departure time

Kings Lynn, Ely, Cambridge, Peterborough and Stevenage to London, East Croydon, Gatwick Airport, Horsham and Brighton

Saturdays

Operator 1st Class/Reservations/Bus/Ferry Catering facilities	GN □	TL □	GR □ ⊗	TL □	GN □	GN □	TL □	GN □	GN □	TL □	TL □	GN □	TL □	TL □	GN □	GN □
Kings Lynn (KLN)	d	2042				2112				2142						2258
Watlington (WTG)	d	2049				2119				2149						2306
Downham Market (DOW)	d	2056				2126				2156						2313
Littleport (LTP)	d	2106				2136				2206						2322
Ely (ELY)	4 a	2114				2145				2216						2331
Ely (ELY)	4 d	2118				2147				2218			2253			2331
Waterbeach (WBC)	d	2127				2157				2227			2303			2341
Cambridge North (CMB)	d	2132				2202				2232			2308			2346
Cambridge (CBG)	a	2137				2206				2237			2312			2350
Cambridge (CBG)	d	2144			2153	2214				2224	2244		2253	2314		2333 2353
Foxton (FXN)	d									2233						2342
Shepreth (STH)	d									2236						2345
Meldreth (MEL)	d									2239						2348
Royston (RYS)	d				2208					2244			2308	2328		2353 0008
Ashwell & Morden (AWM)	d				2212					2249			2312			2358 0012
Baldock (BDK)	d				2217					2254			2317			0003 0017
Letchworth Garden City (LET)	d				2220		2227			2257			2320			0006 0020
Peterborough (PBO)	8 d		2124	2150					2154			2224			2254	2318
Huntingdon (HUN)	d		2140						2210			2240			2310	2334
St Neots (SNO)	d		2148						2218			2248			2318	2342
Sandy (SDY)	d		2155						2225			2255			2326	2349
Biggleswade (BIW)	d		2200						2230			2300			2330	2353
Arlesey (ARL)	d		2205						2235			2305			2335	2358
Hitchin (HIT)	4 d		2211		2225		2233	2241	2302		2311	2325		2344	0007	0011 0025
Stevenage (SVG)	4 d		2217		2231		2239	2247	2309		2317	2331		2350	0013	0017 0031
Knebworth (KBW)	d						2242			2312						0020
Welwyn North (WLW)	d						2246			2316						0024
Welwyn Garden City (WGC)	4 d						2251			2321						0029
Hatfield (HAT)	d						2254			2324						0032
Potters Bar (PBR)	d						2300			2330						0038
Alexandra Palace (AAP)	d						2309			2339						0046
Finsbury Park (FPK)	⊖ a		2236		2251		2313	2306	2343		2336	2351		0010	0036	0050 0055
Finsbury Park (FPK)	⊖ d		2237		2252		2314	2307	2344		2337	2352		0010	0037	0050 0056
London Kings Cross (KGX)	⊖ 15 a	2232		2239		2302	2320		2350	2332	2343	2358	0007	0018	0045	0058 0104
St Pancras International (STP)	⊕ 15 a		2244		2259				2314							
Farringdon (ZFD)	⊖ 3 a		2249		2304				2319							
City Thameslink (CTK)	3 a															
London Blackfriars (BFR)	⊖ 3 a		2253		2308				2323							
London Bridge (LBG)	⊖ 4 a		2259		2314				2329							
East Croydon (ECR)	⊖ a		2315		2328				2346							
Redhill (RDH)	a		2331						0002							
Gatwick Airport (GTW)	← 10 a		2344		2349				0016							
Horsham (HRH)	4 a		0008						0040							
Brighton (BTN)	10 a				0022											

NOTES (see introductory pages for explanation of train operator codes and standard symbols)

- a Arrival time
- d Departure time

Kings Lynn, Ely, Cambridge, Peterborough and Stevenage to London, East Croydon, Gatwick Airport, Horsham and Brighton

Sundays

Operator	TL	TL	TL	TL	GN	TL	TL	TL	TL	GN	GN	TL	TL	TL	TL	GN		
Days of operation/Notes	A	A	A	A	A	A	A	A	A	A	A	A	A	A	A	A		
1st Class/Reservations/Bus/Ferry																		
Kings Lynn (KLN)	d																	
Watlington (WTG)	d																	
Downham Market (DOW)	d																	
Littleport (LTP)	d																	
Ely (ELY)	4 a																	
Ely (ELY)	4 d																	
Waterbeach (WBC)	d																	
Cambridge North (CMB)	d																	
Cambridge (CBG)	a																	
Cambridge (CBG)	d				0640					0700	0728						0755	
Foxton (FXN)	d									0709							0804	
Shepreth (STH)	d									0712							0807	
Meldreth (MEL)	d									0715							0810	
Royston (RYS)	d				0655					0720	0743						0816	
Ashwell & Morden (AWM)	d				0659					0725	0747						0820	
Baldock (BDK)	d				0704					0730	0752						0825	
Letchworth Garden City (LET)	d				0707					0733	0755						0829	
Peterborough (PBO)	8 d	0355						0455					0555			0745		
Huntingdon (HUN)	d	0435a	0440					0535a	0540				0635a	0640		0759		
St Neots (SNO)	d		0510a	0515					0610a	0615				0710a	0715	0807		
Sandy (SDY)	d			0535						0635					0735	0815		
Biggleswade (BIW)	d			0545						0645					0745	0819		
Arlesey (ARL)	d			0605						0705					0805	0824		
Hitchin (HIT)	4 d			0623a	0634	0712				0723a	0734	0738	0800			0823a	0830	0834
Stevenage (SVG)	4 d				0640	0718					0740	0744	0806				0836	0840
Knebworth (KBW)	d				0644							0748						0844
Welwyn North (WLW)	d				0647							0751						0847
Welwyn Garden City (WGC)	4 d				0652							0756						0852
Hatfield (HAT)	d				0656							0800						0856
Potters Bar (PBR)	d				0702							0806						0902
Alexandra Palace (AAP)	d				0710							0814						0910
Finsbury Park (FPK)	a				0714	0741				0801	0818	0825				0855	0914	
Finsbury Park (FPK)	d				0715	0742				0802	0819	0826				0856	0915	
London Kings Cross (KGX)	15 a				0723	0750				0810	0825	0832				0902	0921	
St Pancras International (STP)	15 a																	
Farringdon (ZFD)	3 a																	
City Thameslink (CTK)	3 a																	
London Blackfriars (BFR)	3 a																	
London Bridge (LBG)	4 a																	
East Croydon (ECR)	a																	
Redhill (RDH)	a																	
Gatwick Airport (GTW)	10 a																	
Horsham (HRH)	4 a																	
Brighton (BTN)	10 a																	

NOTES (see introductory pages for explanation of train operator codes and standard symbols)

- a Arrival time
- d Departure time
- A** Runs from 15 September

Kings Lynn, Ely, Cambridge, Peterborough and Stevenage to London, East Croydon, Gatwick Airport, Horsham and Brighton

Sundays

Operator	TL	TL	GN	GN	GN	TL	GN		GN	TL	GN	TL	GN	GR	GN	GN	GR	GR		
Days of operation/Notes	B	B	B	B	B	B	B		1	1	1	1	1	1R	1	1	1R	1R		
1st Class/Reservations/Bus/Ferry	1	1	1	1	1	1	1		1	1	1	1	1	1R	1	1	1R	1R		
Catering facilities	1	1	1	1	1	1	1		1	1	1	1	1	1R	1	1	1R	1R		
Kings Lynn (KLN)	d																		0825	
Watlington (WTG)	d																		0832	
Downham Market (DOW)	d																		0839	
Littleport (LTP)	d																		0848	
Ely (ELY)	4 a																		0856	
Ely (ELY)	4 d																		0857	
Waterbeach (WBC)	d																		0906	
Cambridge North (CMB)	d																		0911	
Cambridge (CBG)	a																		0916	
Cambridge (CBG)	d			0640	0700	0728			0822	0828				0855					0922	
Foxton (FXN)	d				0709									0904						
Shepreth (STH)	d				0712									0907						
Meldreth (MEL)	d				0715									0910						
Royston (RYS)	d			0655	0720	0743								0916						
Ashwell & Morden (AWM)	d			0659	0725	0747						0843		0920						
Baldock (BDK)	d			0704	0730	0752						0847		0925						
Letchworth Garden City (LET)	d			0707	0733	0755						0852		0929						
Letchworth Garden City (LET)	d										0855	0900		0929						
Peterborough (PBO)	8 d	0545	0645				0745						0845		0911			0915	0926	0938
Huntingdon (HUN)	d	0601	0659				0759						0859					0929		
St Neots (SNO)	d	0609	0707				0807						0907					0937		
Sandy (SDY)	d	0616	0715				0815						0915							
Biggleswade (BIW)	d	0620	0719				0819						0919					0948		
Arlesey (ARL)	d	0625	0724				0824						0924							
Hitchin (HIT)	4 d	0634	0734	0712	0738	0800	0830	0834			0900	0904	0930	0934						
Stevenage (SVG)	4 d	0640	0740	0718	0744	0806	0836	0840			0906	0910	0936	0940	0941					
Knebworth (KBW)	d	0644			0748			0844					0914							
Welwyn North (WLW)	d	0647			0751			0847					0917							
Welwyn Garden City (WGC)	4 d	0652			0756			0852					0922							
Hatfield (HAT)	d	0656			0800			0856					0926							
Potters Bar (PBR)	d	0702			0806			0902					0932							
Alexandra Palace (AAP)	d	0710			0814			0910					0940							
Finsbury Park (FPK)	⊕ a	0714	0801	0741	0818	0825	0855	0914			0925	0944	0955	1014						
Finsbury Park (FPK)	⊕ d	0715	0802	0742	0819	0826	0856	0915			0926	0945	0956	1015						
London Kings Cross (KGX)	⊕ 15 a	0723	0810	0750	0825	0832	0902	0921			0911	0951	1002	1021	1005	1011	1020	1016	1026	
St Pancras International (STP)	⊕ 15 a										0933									
Farringdon (ZFD)	⊕ 3 a										0938									
City Thameslink (CTK)	⊕ 3 a																			
London Blackfriars (BFR)	⊕ 3 a										0942									
London Bridge (LBG)	⊕ 4 a										0949									
East Croydon (ECR)	⊕ a										1005									
Redhill (RDH)	a																			
Gatwick Airport (GTW)	← 10 a										1020									
Horsham (HRH)	4 a																			
Brighton (BTN)	10 a										1053									

NOTES (see introductory pages for explanation of train operator codes and standard symbols)

- a Arrival time
- d Departure time
- B Runs until 8 September

Kings Lynn, Ely, Cambridge, Peterborough and Stevenage to London, East Croydon, Gatwick Airport, Horsham and Brighton

Sundays

Operator 1st Class/Reservations/Bus/Ferry Catering facilities	TL ⏰	GN ⏰	TL ⏰	GR ⏰ ⓧ	GR ⏰ ⓧ	GN ⏰	GN ⏰	GN ⏰	TL ⏰	GR ⏰ ⓧ	GN ⏰	GR ⏰ ⓧ	TL ⏰	GR ⏰ ⓧ	GR ⏰ ⓧ	GN ⏰	GN ⏰	GN ⏰		
Kings Lynn (KLN)	d							0925											1025	
Watlington (WTG)	d							0932											1032	
Downham Market (DOW)	d							0940											1039	
Littleport (LTP)	d							0949											1048	
Ely (ELY)	4 a							0957											1056	
Ely (ELY)	4 d							0958											1057	
Waterbeach (WBC)	d							1007											1106	
Cambridge North (CMB)	d							1012											1111	
Cambridge (CBG)	a							1017											1116	
Cambridge (CBG)	d	0928						0955	1022	1028									1055	1122
Foxton (FXN)	d							1004											1104	
Shepreth (STH)	d							1007											1107	
Meldreth (MEL)	d							1010											1110	
Royston (RYS)	d	0943						1016		1043									1116	
Ashwell & Morden (AWM)	d	0947						1020		1047									1120	
Baldock (BDK)	d	0952						1025		1052									1125	
Letchworth Garden City (LET)	d	0955	1000					1029		1055		1100							1129	
Peterborough (PBO)	8 d			0945	1004	1008	1015				1036		1041	1045	1105	1109	1115			
Huntingdon (HUN)	d			0959			1029							1059			1129			
St Neots (SNO)	d			1007			1037							1107			1137			
Sandy (SDY)	d			1015										1115						
Biggleswade (BIW)	d			1019			1046							1119			1146			
Arlesey (ARL)	d			1024										1124						
Hitchin (HIT)	4 d	1000	1004	1030				1034		1100		1104		1130					1134	
Stevenage (SVG)	4 d	1006	1010	1036				1040		1105	1107c	1110	1112	1136					1140	
Knebworth (KBW)	d		1014					1044				1114							1144	
Welwyn North (WLW)	d		1017					1047				1118							1147	
Welwyn Garden City (WGC)	4 d		1022					1052				1122							1152	
Hatfield (HAT)	d		1026					1056				1126							1156	
Potters Bar (PBR)	d		1032					1102				1132							1202	
Alexandra Palace (AAP)	d		1040					1110				1140							1210	
Finsbury Park (FPK)	⊖ a	1025	1044	1054				1114		1125		1144		1155					1214	
Finsbury Park (FPK)	⊖ d	1026	1045	1055				1115		1126		1145		1156					1215	
London Kings Cross (KGX)	⊖ 15 a		1051	1102	1052	1057	1117	1121	1111		1134	1151	1137	1202	1153	1158	1217	1221	1211	
St Pancras International (STP)	⊖ 15 a									1133										
Farringdon (ZFD)	⊖ 3 a									1138										
City Thameslink (CTK)	⊖ 3 a																			
London Blackfriars (BFR)	⊖ 3 a									1142										
London Bridge (LBG)	⊖ 4 a									1149										
East Croydon (ECR)	⊖ a									1205										
Redhill (RDH)	a																			
Gatwick Airport (GTW)	← 10 a									1220										
Horsham (HRH)	4 a																			
Brighton (BTN)	10 a									1253										

NOTES (see introductory pages for explanation of train operator codes and standard symbols)

- a Arrival time
- d Departure time
- c Arrives 3 minutes earlier

Kings Lynn, Ely, Cambridge, Peterborough and Stevenage to London, East Croydon, Gatwick Airport, Horsham and Brighton

Sundays

Operator 1st Class/Reservations/Bus/Ferry Catering facilities	GR Ⓜ	TL Ⓜ	GR Ⓜ	TL Ⓜ	GR Ⓜ	GR Ⓜ	GN Ⓜ	GN Ⓜ	TL Ⓜ	GR Ⓜ	TL Ⓜ	GR Ⓜ	GR Ⓜ	GN Ⓜ	GN Ⓜ	GR Ⓜ	GR Ⓜ	TL Ⓜ	
Kings Lynn (KLN)	d							1125								1225			
Watlington (WTG)	d							1132								1232			
Downham Market (DOW)	d							1139								1239			
Littleport (LTP)	d							1148								1248			
Ely (ELY)	4 a							1156								1256			
Ely (ELY)	4 d							1157								1257			
Waterbeach (WBC)	d							1206								1306			
Cambridge North (CMB)	d							1211								1311			
Cambridge (CBG)	a							1216								1316			
Cambridge (CBG)	d		1128				1155	1222	1228						1255	1322			1328
Foxton (FXN)	d						1204								1304				
Shepreth (STH)	d						1207								1307				
Meldreth (MEL)	d						1210								1310				
Royston (RYS)	d		1143				1216		1243						1316				1343
Ashwell & Morden (AWM)	d		1147				1220		1247						1320				1347
Baldock (BDK)	d		1152				1225		1252						1325				1352
Letchworth Garden City (LET)	d		1155				1229		1255						1329				1355
Peterborough (PBO)	8 d	1139		1158	1145	1151	1206				1239	1245	1253	1308			1324	1333	
Huntingdon (HUN)	d			1159								1259							
St Neots (SNO)	d			1207								1307							
Sandy (SDY)	d			1215								1315							
Biggleswade (BIW)	d			1219								1319							
Arlesey (ARL)	d			1224								1324							
Hitchin (HIT)	4 d		1200	1230			1234		1300	1330					1334				1400
Stevenage (SVG)	4 d		1206	1227	1236		1240		1306	1309	1336				1340		1354		1406
Knebworth (KBW)	d			1244			1244								1344				
Welwyn North (WLW)	d			1247			1247								1347				
Welwyn Garden City (WGC)	4 d			1252			1252								1352				
Hatfield (HAT)	d			1256			1256								1356				
Potters Bar (PBR)	d			1302			1302								1402				
Alexandra Palace (AAP)	d			1310			1310								1410				
Finsbury Park (FPK)	⊖ a		1225	1255			1314		1325		1355				1414				1425
Finsbury Park (FPK)	⊖ d		1226	1256			1315		1326		1356				1415				1426
London Kings Cross (KGX)	⊖ 15 a	1227		1250	1302	1239	1255	1321	1311		1335	1402	1341	1357	1421	1411	1417	1421	
St Pancras International (STP)	⊕ 15 a		1233								1334								1434
Farringdon (ZFD)	⊖ 3 a		1238								1339								1439
City Thameslink (CTK)	⊖ 3 a																		
London Blackfriars (BFR)	⊖ 3 a		1242								1343								1443
London Bridge (LBG)	⊖ 4 a		1249								1350								1450
East Croydon (ECR)	⊖ a		1305								1405								1505
Redhill (RDH)	a																		
Gatwick Airport (GTW)	← 10 a		1320								1420								1520
Horsham (HRH)	4 a																		
Brighton (BTN)	10 a		1353								1453								1553

NOTES (see introductory pages for explanation of train operator codes and standard symbols)

- a Arrival time
- d Departure time

Kings Lynn, Ely, Cambridge, Peterborough and Stevenage to London, East Croydon, Gatwick Airport, Horsham and Brighton

Sundays

Operator 1st Class/Reservations/Bus/Ferry Catering facilities	TL ⏰	GR ⏰ ⓧ	GN ⏰	GN ⏰	GR ⏰ ⓧ	TL ⏰	TL ⏰	GR ⏰ ⓧ	GN ⏰	GN ⏰	GR ⏰ ⓧ	GR ⏰ ⓧ	GR ⏰ ⓧ	GR ⏰ ⓧ	TL ⏰	TL ⏰	GR ⏰ ⓧ	GN ⏰	
Kings Lynn (KLN)	d			1325						1425									
Watlington (WTG)	d			1332						1432									
Downham Market (DOW)	d			1339						1439									
Littleport (LTP)	d			1348						1448									
Ely (ELY)	4 a			1356						1456									
Ely (ELY)	4 d			1357						1457									
Waterbeach (WBC)	d			1406						1506									
Cambridge North (CMB)	d			1411						1511									
Cambridge (CBG)	a			1416						1516									
Cambridge (CBG)	d		1355	1422		1428			1455	1522					1528				1555
Foxton (FXN)	d		1404						1504										1604
Shepreth (STH)	d		1407						1507										1607
Meldreth (MEL)	d		1410						1510										1610
Royston (RYS)	d		1416			1443			1516						1543				1616
Ashwell & Morden (AWM)	d		1420			1447			1520						1547				1620
Baldock (BDK)	d		1425			1452			1525						1552				1625
Letchworth Garden City (LET)	d		1429			1455			1529						1555				1629
Peterborough (PBO)	8 d	1345	1351			1434		1445	1451			1517	1523	1534	1542		1545	1551	
Huntingdon (HUN)	d	1359						1459									1559		
St Neots (SNO)	d	1407						1507									1607		
Sandy (SDY)	d	1415						1515									1615		
Biggleswade (BIW)	d	1419						1519									1619		
Arlesey (ARL)	d	1424						1524									1624		
Hitchin (HIT)	4 d	1430		1434		1500	1530		1534						1600	1630			1634
Stevenage (SVG)	4 d	1436		1440	1503	1506	1536		1540	1548	1554				1606	1636			1640
Knebworth (KBW)	d			1444					1544										1644
Welwyn North (WLW)	d			1447					1547										1647
Welwyn Garden City (WGC)	4 d			1452					1552										1652
Hatfield (HAT)	d			1456					1556										1656
Potters Bar (PBR)	d			1502					1602										1702
Alexandra Palace (AAP)	d			1510					1610										1710
Finsbury Park (FPK)	⊖ a	1455		1514		1525	1555		1614						1625	1655			1714
Finsbury Park (FPK)	⊖ d	1456		1515		1526	1556		1615						1626	1656			1715
London Kings Cross (KGX)	⊖ 15 a	1502	1439	1521	1511	1527		1602	1540	1621	1611	1616	1619	1623	1635		1702	1639	1721
St Pancras International (STP)	⊖ 15 a							1534									1634		
Farringdon (ZFD)	⊖ 3 a							1539									1639		
City Thameslink (CTK)	⊖ 3 a																		
London Blackfriars (BFR)	⊖ 3 a							1543									1643		
London Bridge (LBG)	⊖ 4 a							1550									1650		
East Croydon (ECR)	⊖ a							1605									1705		
Redhill (RDH)	a																		
Gatwick Airport (GTW)	← 10 a							1620									1720		
Horsham (HRH)	4 a																		
Brighton (BTN)	10 a							1653									1753		

NOTES (see introductory pages for explanation of train operator codes and standard symbols)

- a Arrival time
d Departure time

Kings Lynn, Ely, Cambridge, Peterborough and Stevenage to London, East Croydon, Gatwick Airport, Horsham and Brighton

Sundays

Operator 1st Class/Reservations/Bus/Ferry Catering facilities	GN I	GR I R X	GR I R X	TL I	TL I	GR I R X	GN I	GN I	GR I R X	TL I	GR I R X	TL I	GR I R X	GR I R X	GN I	GN I	GR I R X	TL I	
Kings Lynn (KLN)	d	1525						1625								1725			
Watlington (WTG)	d	1532						1632								1732			
Downham Market (DOW)	d	1539						1639								1739			
Littleport (LTP)	d	1548						1648								1748			
Ely (ELY)	4 a	1556						1656								1756			
Ely (ELY)	4 d	1557						1657								1757			
Waterbeach (WBC)	d	1606						1706								1806			
Cambridge North (CMB)	d	1611						1711								1811			
Cambridge (CBG)	a	1616						1716								1816			
Cambridge (CBG)	d	1622			1628			1655	1722			1728				1755	1822		1828
Foxton (FXN)	d							1704								1804			
Shepreth (STH)	d							1707								1807			
Meldreth (MEL)	d							1710								1810			
Royston (RYS)	d				1643			1716				1743				1816			1843
Ashwell & Morden (AWM)	d				1647			1720				1747				1820			1847
Baldock (BDK)	d				1652			1725				1752				1825			1852
Letchworth Garden City (LET)	d				1655			1729				1755				1829			1855
Peterborough (PBO)	8 d		1635	1642		1645	1650						1805	1745	1750	1814			1832
Huntingdon (HUN)	d					1659								1759					
St Neots (SNO)	d					1707								1807					
Sandy (SDY)	d					1715								1815					
Biggleswade (BIW)	d					1719								1819					
Arlesey (ARL)	d					1724								1824					
Hitchin (HIT)	4 d				1700	1730		1734				1800				1834			1900
Stevenage (SVG)	4 d				1704	1706	1736		1740			1804	1806	1834	1836			1840	1906
Knebworth (KBW)	d							1744								1844			
Welwyn North (WLW)	d							1747								1847			
Welwyn Garden City (WGC)	4 d							1752								1852			
Hatfield (HAT)	d							1756								1856			
Potters Bar (PBR)	d							1802								1902			
Alexandra Palace (AAP)	d							1810								1910			
Finsbury Park (FPK)	a					1726	1755	1814				1825		1855		1914			1925
Finsbury Park (FPK)	d					1727	1756	1815				1826		1856		1915			1926
London Kings Cross (KGX)	15 a	1711	1728	1736		1802	1739	1821	1811	1827			1857	1902	1839	1905	1921	1912	1921
St Pancras International (STP)	15 a					1734						1834							1934
Farringdon (ZFD)	3 a					1739						1839							1939
City Thameslink (CTK)	3 a																		
London Blackfriars (BFR)	3 a					1743						1843							1943
London Bridge (LBG)	4 a					1750						1850							1950
East Croydon (ECR)	a					1805						1905							2005
Redhill (RDH)	a																		
Gatwick Airport (GTW)	10 a					1820						1920							2020
Horsham (HRH)	4 a																		
Brighton (BTN)	10 a					1853						1953							2053

NOTES (see introductory pages for explanation of train operator codes and standard symbols)

a Arrival time
d Departure time

Kings Lynn, Ely, Cambridge, Peterborough and Stevenage to London, East Croydon, Gatwick Airport, Horsham and Brighton

Sundays

Operator 1st Class/Reservations/Bus/Ferry Catering facilities	GR Ⓜ ⓧ	GN Ⓜ	GR Ⓜ ⓧ	TL Ⓜ	GR Ⓜ ⓧ	GR Ⓜ ⓧ	GN Ⓜ	GN Ⓜ	GR Ⓜ ⓧ	TL Ⓜ	TL Ⓜ	GR Ⓜ ⓧ	GR Ⓜ ⓧ	GN Ⓜ	GN Ⓜ	TL Ⓜ	GR Ⓜ ⓧ	TL Ⓜ	
Kings Lynn (KLN)	d		1754						1825							1925			
Watlington (WTG)	d								1832							1932			
Downham Market (DOW)	d		1806						1839							1939			
Littleport (LTP)	d		1815						1848							1948			
Ely (ELY)	4 a		1824						1856							1956			
Ely (ELY)	4 d		1825						1857							1957			
Waterbeach (WBC)	d								1906							2006			
Cambridge North (CMB)	d		1838						1911							2011			
Cambridge (CBG)	a		1842						1916							2016			
Cambridge (CBG)	d		1844					1855	1922		1928				1955	2022	2028		
Foxton (FXN)	d							1904							2004				
Shepreth (STH)	d							1907							2007				
Meldreth (MEL)	d							1910							2010				
Royston (RYS)	d							1916			1943				2016		2043		
Ashwell & Morden (AWM)	d							1920			1947				2020		2047		
Baldock (BDK)	d							1925			1952				2025		2052		
Letchworth Garden City (LET)	d							1929			1955				2029		2055		
Peterborough (PBO)	8 d			1903	1845	1852	1913					1945	1954	2016					2045
Huntingdon (HUN)	d				1859							1959							2059
St Neots (SNO)	d				1907							2007							2107
Sandy (SDY)	d				1915							2015							2115
Biggleswade (BIW)	d				1919							2019							2119
Arlesey (ARL)	d				1924							2024							2124
Hitchin (HIT)	4 d				1930			1934			2000	2030			2034		2100		2130
Stevenage (SVG)	4 d	1910		1932	1936			1940		2004	2006	2036			2040		2106	2111	2136
Knebworth (KBW)	d							1944							2044				
Welwyn North (WLW)	d							1947							2047				
Welwyn Garden City (WGC)	4 d							1952							2052				
Hatfield (HAT)	d							1956							2056				
Potters Bar (PBR)	d							2002							2102				
Alexandra Palace (AAP)	d							2010							2110				
Finsbury Park (FPK)	⊖ a				1955			2014			2026	2055			2114		2125		2155
Finsbury Park (FPK)	⊖ d				1956			2015			2027	2056			2115		2126		2156
London Kings Cross (KGX)	⊖ 15 a	1935	1936	1959	2002	1942	2006	2021	2011	2028		2102	2042	2106	2121	2111		2135	2202
St Pancras International (STP)	⊖ 15 a											2034							2134
Farringdon (ZFD)	⊖ 3 a											2039							2139
City Thameslink (CTK)	⊖ 3 a																		
London Blackfriars (BFR)	⊖ 3 a											2043							2143
London Bridge (LBG)	⊖ 4 a											2050							2150
East Croydon (ECR)	⊖ a											2105							2205
Redhill (RDH)	a																		
Gatwick Airport (GTW)	← 10 a											2120							2220
Horsham (HRH)	4 a																		
Brighton (BTN)	10 a											2153							2253

NOTES (see introductory pages for explanation of train operator codes and standard symbols)

- a Arrival time
d Departure time

Kings Lynn, Ely, Cambridge, Peterborough and Stevenage to London, East Croydon, Gatwick Airport, Horsham and Brighton

Sundays

Operator	GR	GR	GR	GN	GN	TL	TL	GR	GN	GN	GR	GR	GN	GR	TL	GN	
1st Class/Reservations/Bus/Ferry Catering facilities	1R	1R	1R	1	1	1	1	1R	1	1	1R	1R	1	1R	1	1	
	⊗	⊗	⊗					⊗			⊗	⊗		⊗			
Kings Lynn (KLN)	d				2025					2125						2225	
Watlington (WTG)	d				2032					2132						2232	
Downham Market (DOW)	d				2039					2139						2239	
Littleport (LTP)	d				2048					2148						2248	
Ely (ELY)	4 a				2056					2157						2256	
Ely (ELY)	4 d				2057					2157						2257	
Waterbeach (WBC)	d				2106					2207						2306	
Cambridge North (CMB)	d				2111					2212						2311	
Cambridge (CBG)	a				2117					2216						2316	
Cambridge (CBG)	d				2055	2122	2128			2155	2222			2228		2322	
Foxton (FXN)	d				2104					2204						2331	
Shepreth (STH)	d				2107					2207						2334	
Meldreth (MEL)	d				2110					2210						2337	
Royston (RYS)	d				2116		2143			2216				2243		2342	
Ashwell & Morden (AWM)	d				2120		2147			2220				2247		2347	
Baldock (BDK)	d				2125		2152			2225				2252		2352	
Letchworth Garden City (LET)	d				2129		2155			2229				2255		2355	
Peterborough (PBO)	8 d	2051	2109	2115				2145	2151				2216	2225		2256	2245
Huntingdon (HUN)	d							2159									2259
St Neots (SNO)	d							2207									2307
Sandy (SDY)	d							2215									2315
Biggleswade (BIW)	d							2219									2319
Arlesey (ARL)	d							2224									2324
Hitchin (HIT)	4 d				2134		2200	2230		2234				2300		2333	0001
Stevenage (SVG)	4 d				2140		2206	2236		2240		2245	2254	2306	2334s	2339	0008
Knebworth (KBW)	d				2144					2244							0011
Welwyn North (WLW)	d				2147					2247							0015
Welwyn Garden City (WGC)	4 d				2152					2252							0020
Hatfield (HAT)	d				2156					2256							0023
Potters Bar (PBR)	d				2202					2302							0029
Alexandra Palace (AAP)	d				2210					2310							0038
Finsbury Park (FPK)	⊖ a				2214		2225	2255		2314				2325		2358	0042
Finsbury Park (FPK)	⊖ d				2215		2226	2256		2315				2326		2359	0042
London Kings Cross (KGX)	⊖ 15 a	2139	2158	2205	2221	2211		2302	2239	2321	2312	2310	2318	2332	2359	0007	0050
St Pancras International (STP)	⊕ 15 a						2234										
Farringdon (ZFD)	⊖ 3 a						2239										
City Thameslink (CTK)	⊖ 3 a																
London Blackfriars (BFR)	⊖ 3 a						2243										
London Bridge (LBG)	⊖ 4 a						2250										
East Croydon (ECR)	⊖ a						2305										
Redhill (RDH)	a																
Gatwick Airport (GTW)	← 10 a						2320										
Horsham (HRH)	4 a																
Brighton (BTN)	10 a						2353										

NOTES (see introductory pages for explanation of train operator codes and standard symbols)

- a Arrival time
- d Departure time
- s Stops to set down only