

London, Croydon, Gatwick Airport and Brighton to Lewes, Seaford, Eastbourne, Hastings and Ashford

Mondays to Fridays

Operator Days of operation/Notes 1st Class/Reservations/Bus/Ferry	SN	SN	SN	SN	SN	SN	SN	SN	SN	SN	SN	SN	SN	SN	SN	SN	SN
	□	□	□	□	□	□	□	□	□	□	□	□	□	□	□	□	□
London Victoria (VIC) 10 d																	0534
Clapham Junction (CLJ) 10 d																	0541
East Croydon (ECR) d																	0553
Gatwick Airport (GTW) 10 d																	0619
Three Bridges (TBD) 4 d																	0624
Haywards Heath (HHE) 3 d																	0634
Wivelsfield (WVF) 4 d																	0638
Plumpton (PMP) d																	0645
Cooksbridge (CBR) d																	0649
Brighton (BTN) 10 d			0500		0522		0541	0552	0611		0626	0636					0656
London Road (Brighton) (LRB) d					0525		0544		0614			0639					
Moulsecomb (MCB) d					0528		0547		0617			0642					
Falmer (FMR) d					0532		0551	0559	0621		0632	0646					0703
Lewes (LWS) 4 a			0512		0539		0558	0606	0628		0639	0653	0654				0710
Lewes (LWS) 4 d			0512		0539		0601	0606	0629		0640	0700	0657		0700	0714	
Southsea (SEE) d															0706		
Newhaven Town (NVN) d							0612		0638						0711		
Newhaven Harbour (NVH) d							0613		0640						0712		
Bishopstone (BIP) d							0617		0643						0716		
Seaford (SEF) a							0620		0647						0719		
Glyde (GLY) d								0612							0702		0719
Berwick (BRK) d					0548			0617							0708		0725
Polegate (PLG) d			0524		0554			0623				0652			0713		0730
Hampden Park (HMD) 4 d			0529		0559							0657			0718		
Eastbourne (EBN) 4 a			0534			0604		0631				0701			0723		0738
Eastbourne (EBN) 4 d	0453	0505	0543	0539	0543	0609	0625		0637		0644	0711	0732		0744	0748	0748
Hampden Park (HMD) 4 d		0509			0547	0613			0641		0648		0736		0748		0752
Pevensey & Westham (PEV) d		0514		0547	0553	0618			0646		0654		0742				0758
Pevensey Bay (PEB) d																	
Normans Bay (NSB) d					0558			0651									0803
Cooden Beach (COB) d				0554		0625		0656		0701	0724		0748				0808
Collington (CLL) d				0558		0628				0704	0727		0752				0811
Bexhill (BEX) 4 d	0509	0523		0601	0605	0631	0643c		0700	0708	0730		0754		0801		0814
St Leonards Warrior Sq (SLQ) 4 d	0516	0530		0608	0613	0637	0651		0707	0715	0736		0801		0810c		0821
Hastings (HGS) 4 a	0520	0533		0611	0616	0641	0654		0710	0719	0739		0804		0813		0825
Hastings (HGS) 4 d	0520			0612	0617		0655		0711		0719		0805		0814		0825
Ore (ORE) d	0524			0616	0620a		0658a		0714a		0723		0808a		0817a		0829
Three Oaks (TOK) d	0531			0623							0730						0835
Doleham (DLH) d											0733						
Winchelsea (WSE) d	0539			0631							0739						0843
Rye (RYE) a	0543			0635							0743						0847
Rye (RYE) d	0544			0638							0745						0848
Appledore (Kent) (APD) d	0553			0647							0754						0857
Ham Street (HMT) d	0558			0652							0759						0902
Ashford International (AFK) 6 a	0606			0700							0807						0910

For the complete service between London and Haywards Heath see table 175

NOTES (see introductory pages for explanation of train operator codes and standard symbols)

- a Arrival time
- d Departure time
- c Arrives 3 minutes earlier

A Also calls at Purley 0557, Redhill 0606, Earlswood (Surrey) 0609, Salfords 0612 and Horley 0616

London, Croydon, Gatwick Airport and Brighton to Lewes, Seaford, Eastbourne, Hastings and Ashford

Mondays to Fridays

Operator Days of operation/Notes 1st Class/Reservations/Bus/Ferry	SN	SN	SN	SN	SN	SN	SN B B	SN	SN	SN	SN	SN	SN	SN	SN	SN	SN B B
London Victoria (VIC) 10 d				0646			0716						0754				0824
Clapham Junction (CLJ) 10 d				0653			0723						0801				0831
East Croydon (ECR) 10 d				0704			0734						0810				0841
Gatwick Airport (GTW) 10 d				0720			0752						0826				0857
Three Bridges (TBD) 4 d				0724													
Haywards Heath (HHE) 3 d				0734			0804						0838				0909
Wivelsfield (WVF) 4 d							0808						0842				0913
Plumpton (PMP) d				0744									0849				
Cooksbridge (CBR) d				0749			0817										0922
Brighton (BTN) 10 d	0706	0726	0736			0756		0807		0826	0836			0856		0907	
London Road (Brighton) (LRB) d	0709		0739			0759		0810			0839			0859		0910	
Moulsecomb (MCB) d	0712		0742			0802		0813			0842			0902		0913	
Falmer (FMR) d	0716	0733	0746			0806		0817		0833	0846			0906		0917	
Lewes (LWS) 4 a	0723	0741	0753	0754	←	0813	0822	0824		0841	0853	0856	←	0913		0924	0927
Lewes (LWS) 4 d	0730	0742	0800	0757	→	0800	0814	0826	0830		0842	0900	0857	0900	0914	0930	0927
Southsea (SEE) d						0806							→	0906			
Newhaven Town (NVN) d	0740					0811		0840						0911			→
Newhaven Harbour (NVH) d	0741					0813		0841						0913			
Bishopstone (BIP) d	0745					0816		0845						0916			
Seaford (SEF) a	0748					0820		0848						0920			
Glynde (GLY) d						0819									0919		
Berwick (BRK) d		0751				0825									0925		
Polegate (PLG) d		0756		0809		0830	0838			0854			0909		0930		0940
Hampden Park (HMD) 4 d		0801				0835	0843			0900				0935			0948
Eastbourne (EBN) 4 a		0806		0817		0840	0848			0904			0919		0940		0953
Eastbourne (EBN) 4 d		0812		0823				0850	0908			0925				0950	
Hampden Park (HMD) 4 d				0827				0854				0929				0954	
Pevensey & Westham (PEV) d		0820		0832				0900	0916		0934					1000	
Pevensey Bay (PEB) d		0822							0918								
Normans Bay (NSB) d									0922								
Cooden Beach (COB) d		0828		0839				0907				0940				1007	
Collington (CLL) d		0831		0843				0910				0944				1010	
Bexhill (BEX) 4 d		0834		0845				0913	0929			0946				1013	
St Leonards Warrior Sq (SLQ) 4 d		0840		0852				0921	0935			0953				1021	
Hastings (HGS) 4 a		0843		0855				0924	0938			0956				1024	
Hastings (HGS) 4 d				0855				0925	0939			0957				1025	
Ore (ORE) d				0859a				0928	0942a			1000a				1028	
Three Oaks (TOK) d								0935								1035	
Doleham (DLH) d																	
Winchelsea (WSE) d								0943								1043	
Rye (RYE) a								0947								1047	
Rye (RYE) d								0948								1048	
Appledore (Kent) (APD) d								0957								1057	
Ham Street (HMT) d								1002								1102	
Ashford International (AFK) 6 a								1010								1110	

NOTES (see introductory pages for explanation of train operator codes and standard symbols)

- a Arrival time
- d Departure time

B Change at Hampden Park for stations beyond Eastbourne

London, Croydon, Gatwick Airport and Brighton to Lewes, Seaford, Eastbourne, Hastings and Ashford

Mondays to Fridays

Operator Days of operation/Notes 1st Class/Reservations/Bus/Ferry	SN	SN	SN	SN	SN	SN	SN	SN	SN	SN	SN	SN	SN	SN	SN	SN	SN
		□		□		□			SN B □		□		□		□		□
London Victoria (VIC) 10 d				0854					0924					0954			
Clapham Junction (CLJ) 10 d				0901					0931					1001			
East Croydon (ECR) d				0910					0941					1010			
Gatwick Airport (GTW) 10 d				0926					0956					1026			
Three Bridges (TBD) 4 d																	
Haywards Heath (HHE) 3 d				0938					1008					1038			
Wivelsfield (WVF) 4 d				0942					1012					1042			
Plumpton (PMP) d				0949										1049			
Cooksbridge (CBR) d									1021								
Brighton (BTN) 10 d		0926	0936			0956		1006			1026	1036			1056	1106	
London Road (Brighton) (LRB) d			0939			0959		1009				1039			1059	1109	
Moulsecomb (MCB) d			0942			1002		1012				1042			1102	1112	
Falmer (FMR) d		0933	0946			1006		1016			1033	1046			1106	1116	
Lewes (LWS) 4 a	←	0940	0953	0956	←	1013		1023	1026	←	1040	1053	1056	←	1113	1123	
Lewes (LWS) 4 d	0930	0942	1000	0957	1000	1014		1030	1027	1030	1042	1100	1057	1100	1114		1130
Southease (SEE) d			←		1006			←			←			1106			←
Newhaven Town (NVN) d	0940				1011					1040				1111			
Newhaven Harbour (NVH) d	0941									1041							
Bishopstone (BIP) d	0945				1016					1045				1116			
Seaford (SEF) a	0948				1019					1048				1119			
Glynde (GLY) d						1019									1119		
Berwick (BRK) d						1025									1125		
Polegate (PLG) d		0954		1009		1030			1039		1054		1109		1130		
Hampden Park (HMD) 4 d		1000				1035			1047		1100				1135		
Eastbourne (EBN) 4 a		1004		1017		1040			1053		1104		1117		1140		
Eastbourne (EBN) 4 d		1011		1023		1050					1111		1123		1150		
Hampden Park (HMD) 4 d				1027		1054							1127		1154		
Pevensey & Westham (PEV) d				1032		1100							1132		1200		
Pevensey Bay (PEB) d																	
Normans Bay (NSB) d				1037									1137				
Cooden Beach (COB) d				1042			1107						1142			1207	
Collington (CLL) d				1046			1110						1146			1210	
Bexhill (BEX) 4 d		1026		1048			1113			1126		1148			1213		
St Leonards Warrior Sq (SLQ) 4 d		1033		1055			1121			1133		1155			1221		
Hastings (HGS) 4 a		1036		1058			1124			1136		1158			1224		
Hastings (HGS) 4 d		1036		1059			1125			1136		1159			1225		
Ore (ORE) d		1040a		1102a			1128			1140a		1202a			1228		
Three Oaks (TOK) d							1135								1235		
Doleham (DLH) d																	
Winchelsea (WSE) d							1143								1243		
Rye (RYE) a							1147								1247		
Rye (RYE) d							1148								1248		
Appledore (Kent) (APD) d							1157								1257		
Ham Street (HMT) d							1202								1302		
Ashford International (AFK) 6 a							1210								1310		

NOTES (see introductory pages for explanation of train operator codes and standard symbols)

a Arrival time

d Departure time

B Change at Hampden Park for stations beyond Eastbourne

London, Croydon, Gatwick Airport and Brighton to Lewes, Seaford, Eastbourne, Hastings and Ashford

Mondays to Fridays

Operator Days of operation/Notes 1st Class/Reservations/Bus/Ferry	SN B □	SN □	SN □	SN □	SN □	SN □	SN □	SN □	SN □	SN B □	SN □	SN □	SN □	SN □	SN □	SN □	SN □	
London Victoria (VIC)	10 d	1024				1054												
Clapham Junction (CLJ)	10 d	1031				1101												
East Croydon (ECR)	10 d	1041				1110												
Gatwick Airport (GTW)	10 d	1057				1126												
Three Bridges (TBD)	4 d																	
Haywards Heath (HHE)	3 d	1108				1138												
Wivelsfield (WVF)	4 d	1112				1142												
Plumpton (PMP)	d					1149												
Cooksbridge (CBR)	d	1121																
Brighton (BTN)	10 d			1126	1136			1156		1206				1226	1236			1256
London Road (Brighton) (LRB)	d				1139			1159		1209					1239			1259
Moulsecomb (MCB)	d				1142			1202		1212					1242			1302
Falmer (FMR)	d			1133	1146			1206		1216				1233	1246			1306
Lewes (LWS)	4 a	1126	←	1140	1153	1156	←	1213		1223	1226	←	1240	1253	1256	←	1313	
Lewes (LWS)	4 d	1127	1130	1142	1200	1157	1200	1214		1230	1227	1230	1242	1300	1257	1300	1314	
Southease (SEE)	d				→		1206			→				→			1306	
Newhaven Town (NVN)	d		1140				1211					1240					1311	
Newhaven Harbour (NVH)	d		1141									1241a						
Bishopstone (BIP)	d		1145				1216										1316	
Seaford (SEF)	a		1148				1219										1319	
Glynde (GLY)	d							1219										1319
Berwick (BRK)	d							1225										1325
Polegate (PLG)	d	1139		1154		1209		1230			1239		1254		1309			1330
Hampden Park (HMD)	4 d	1147		1200				1235			1247		1300					1335
Eastbourne (EBN)	4 a	1151		1204		1217		1240			1251		1304		1317			1340
Eastbourne (EBN)	4 d			1211		1223			1250				1311		1323			1350
Hampden Park (HMD)	4 d					1227			1254						1327			1354
Pevensy & Westham (PEV)	d					1232			1300						1332			1400
Pevensy Bay (PEB)	d																	
Normans Bay (NSB)	d					1237									1337			
Cooden Beach (COB)	d					1242			1307						1342			1407
Collington (CLL)	d					1246			1310						1346			1410
Bexhill (BEX)	4 d			1226		1248			1313				1326		1348			1413
St Leonards Warrior Sq (SLQ)	4 d			1233		1255			1321				1333		1355			1421
Hastings (HGS)	4 a			1236		1258			1324				1336		1358			1424
Hastings (HGS)	4 d			1236		1259			1325				1336		1359			1425
Ore (ORE)	d			1240a		1302a			1328				1340a		1402a			1428
Three Oaks (TOK)	d								1335									1435
Doleham (DLH)	d																	
Winchelsea (WSE)	d								1343									1443
Rye (RYE)	a								1347									1447
Rye (RYE)	d								1348									1448
Appledore (Kent) (APD)	d								1357									1457
Ham Street (HMT)	d								1402									1502
Ashford International (AFK)	6 a								1410									1510

NOTES (see introductory pages for explanation of train operator codes and standard symbols)

a Arrival time
d Departure time

B Change at Hampden Park for stations beyond Eastbourne

London, Croydon, Gatwick Airport and Brighton to Lewes, Seaford, Eastbourne, Hastings and Ashford

Mondays to Fridays

Operator Days of operation/Notes 1st Class/Reservations/Bus/Ferry	SN	SN B □	SN	SN □	SN	SN □	SN	SN □	SN	SN B □	SN	SN □	SN	SN □	SN	SN □
London Victoria (VIC) 10 d		1224				1254				1324				1354		
Clapham Junction (CLJ) 10 d		1231				1301				1331				1401		
East Croydon (ECR) 10 d		1240				1310				1340				1410		
Gatwick Airport (GTW) 10 d		1257				1326				1357				1426		
Three Bridges (TBD) 4 d																
Haywards Heath (HHE) 3 d		1308				1338				1408				1438		
Wivelsfield (WVF) 4 d		1312				1342				1412				1442		
Plumpton (PMP) d						1349								1449		
Cooksbridge (CBR) d		1321								1421						
Brighton (BTN) 10 d	1306			1326	1336			1356	1406			1426	1436			1456
London Road (Brighton) (LRB) d	1309				1339			1359	1409				1439			1459
Moulsecomb (MCB) d	1312				1342			1402	1412				1442			1502
Falmer (FMR) d	1316			1333	1346			1406	1416			1433	1446			1506
Lewes (LWS) 4 a	1323	1326	←	1340	1353	1356	←	1413	1423	1426	←	1440	1453	1456	←	1513
Lewes (LWS) 4 d	1330	1327	1330	1342	1400	1357	1400	1414	1430	1427	1430	1442	1500	1457	1500	1514
Southsea (SEE) d	←				←		1406		←					1506		
Newhaven Town (NVN) d			1340				1411				1440			1511		
Newhaven Harbour (NVH) d			1341								1441					
Bishopstone (BIP) d			1345				1416				1445				1516	
Seaford (SEF) a			1348				1419				1448				1519	
Glynde (GLY) d							1419									1519
Berwick (BRK) d							1425									1525
Polegate (PLG) d		1340		1354		1409		1430		1440		1454		1509		1530
Hampden Park (HMD) 4 d		1347		1400				1435		1447		1500		1535		1535
Eastbourne (EBN) 4 a		1351		1404		1417		1440		1451		1504		1517		1540
Eastbourne (EBN) 4 d				1411		1423			1450			1511		1523		
Hampden Park (HMD) 4 d						1427			1454			1515		1527		
Pevensy & Westham (PEV) d						1432			1500					1532		
Pevensy Bay (PEB) d														1535		
Normans Bay (NSB) d						1437								1539		
Cooden Beach (COB) d						1442			1507					1543		
Collington (CLL) d						1446			1510					1547		
Bexhill (BEX) 4 d				1426		1448			1513			1527		1551		
St Leonards Warrior Sq (SLQ) 4 d				1433		1455			1521			1533		1557		
Hastings (HGS) 4 a				1436		1458			1524			1536		1600		
Hastings (HGS) 4 d				1436		1459			1525			1537		1601		
Ore (ORE) d				1440a		1502a			1528			1540a		1604a		
Three Oaks (TOK) d									1535							
Doleham (DLH) d																
Winchelsea (WSE) d									1543							
Rye (RYE) a									1547							
Rye (RYE) d									1548							
Appledore (Kent) (APD) d									1557							
Ham Street (HMT) d									1602							
Ashford International (AFK) 6 a									1610							

NOTES (see introductory pages for explanation of train operator codes and standard symbols)

- a Arrival time
- d Departure time

B Change at Hampden Park for stations beyond Eastbourne

London, Croydon, Gatwick Airport and Brighton to Lewes, Seaford, Eastbourne, Hastings and Ashford

Mondays to Fridays

Operator Days of operation/Notes 1st Class/Reservations/Bus/Ferry	SN	SN	SN B □	SN	SN □	SN	SN □	SN	SN □	SN	SN □	SN	SN B □	SN	SN □	SN	SN □
London Victoria (VIC) 10 d			1424				1454						1524				1554
Clapham Junction (CLJ) 10 d			1431				1501						1531				1601
East Croydon (ECR) 10 d			1440				1510						1540				1610
Gatwick Airport (GTW) 10 d			1456				1526						1556				1626
Three Bridges (TBD) 4 d																	
Haywards Heath (HHE) 3 d			1508				1538						1608				1638
Wivelsfield (WVF) 4 d			1512				1542						1612				1642
Plumpton (PMP) d							1549										1649
Cooksbridge (CBR) d			1521										1621				
Brighton (BTN) 10 d		1506			1526	1536			1556		1606			1626	1636		
London Road (Brighton) (LRB) d		1509				1539			1559		1609				1639		
Moulsecoomb (MCB) d		1512				1542			1602		1612				1642		
Falmer (FMR) d		1516			1533	1546			1606		1616			1633	1646		
Lewes (LWS) 4 a		1523	1526	←	1540	1553	1556	←	1613		1623	1626	←	1640	1653	1656	←
Lewes (LWS) 4 d		1530	1527	1530	1542	1600	1557	1600	1614		1630	1627	1630	1642	1700	1657	1700
Southsea (SEE) d		→				→		1606			→				→		1706
Newhaven Town (NVN) d				1540				1611					1640				1711
Newhaven Harbour (NVH) d				1541				1613					1641				1713
Bishopstone (BIP) d				1545				1616					1645				1716
Seaford (SEF) a				1548				1620					1648				1720
Glynde (GLY) d					1547				1619								
Berwick (BRK) d					1553				1625								
Polegate (PLG) d			1539		1558		1609		1630			1639		1654		1709	
Hampden Park (HMD) 4 d			1547		1603				1635			1647		1700			
Eastbourne (EBN) 4 a			1551		1607		1617		1640			1651		1704		1719	
Eastbourne (EBN) 4 d	1550				1611		1623			1650				1708		1725	
Hampden Park (HMD) 4 d	1554				1615		1627			1654						1729	
Pevensy & Westham (PEV) d	1600						1632			1700						1734	
Pevensy Bay (PEB) d							1635									1737	
Normans Bay (NSB) d							1639									1741	
Cooden Beach (COB) d	1607						1643			1707				1721		1745	
Collington (CLL) d	1611						1647			1710				1724		1749	
Bexhill (BEX) 4 d	1614				1627		1650			1713				1727		1751	
St Leonards Warrior Sq (SLQ) 4 d	1621				1633		1656			1720				1733		1758	
Hastings (HGS) 4 a	1624				1636		1659			1724				1736		1801	
Hastings (HGS) 4 d	1625				1637		1700			1724				1737		1802	
Ore (ORE) d	1628				1640a		1703a			1728				1740a		1805a	
Three Oaks (TOK) d	1635									1734							
Doleham (DLH) d										1737							
Winchelsea (WSE) d	1643									1743							
Rye (RYE) a	1647									1747							
Rye (RYE) d	1648									1748							
Appledore (Kent) (APD) d	1657									1757							
Ham Street (HMT) d	1702									1802							
Ashford International (AFK) 6 a	1710									1810							

NOTES (see introductory pages for explanation of train operator codes and standard symbols)

- a Arrival time
- d Departure time

B Change at Hampden Park for stations beyond Eastbourne

London, Croydon, Gatwick Airport and Brighton to Lewes, Seaford, Eastbourne, Hastings and Ashford

Mondays to Fridays

Operator Days of operation/Notes 1st Class/Reservations/Bus/Ferry	SN □	SN	SN	SN B □	SN □	SN	SN	SN	SN	SN	SN	SN	SN B □	SN □	SN	SN	SN
London Victoria (VIC) 10 d				1624					1654				1724				1754
Clapham Junction (CLJ) 10 d				1631					1701				1731				1801
East Croydon (ECR) 10 d				1640					1710				1740				1810
Gatwick Airport (GTW) 10 d				1656					1726				1756				1826
Three Bridges (TBD) 4 d																	
Haywards Heath (HHE) 3 d				1707					1737				1807				1837
Wivelsfield (WVF) 4 d				1712					1742				1812				1842
Plumpton (PMP) d				1719					1749								1849
Cooksbridge (CBR) d				1723									1821				
Brighton (BTN) 10 d	1656		1706			1726	1736				1756		1806			1826	1837
London Road (Brighton) (LRB) d	1659		1709				1739				1759		1809				1840
Moulsecoomb (MCB) d	1702		1712				1742				1802		1812				1843
Falmer (FMR) d	1706		1716			1733	1746				1806		1816			1833	1847
Lewes (LWS) 4 a	1713		1723	1728	←	1740	1753	1756	←	1813		1823	1826	←	1840	1854	1856
Lewes (LWS) 4 d	1714		1732	1729	→	1742	1800	1757	→	1814		1830	1827	→	1842	1900	1857
Southsea (SEE) d									1806								
Newhaven Town (NVN) d					1742				1811					1840			
Newhaven Harbour (NVH) d					1743				1813					1841			
Bishopstone (BIP) d					1747				1816					1845			
Seaford (SEF) a					1750				1820					1848			
Glynde (GLY) d	1719									1819			1832				
Berwick (BRK) d	1725									1825			1838				
Polegate (PLG) d	1730		1741		1754		1809			1830			1843		1854		1909
Hampden Park (HMD) 4 d	1735		1747		1800		1816			1835			1848		1901		1914
Eastbourne (EBN) 4 a	1740		1752		1804		1820			1840			1854		1906		1919
Eastbourne (EBN) 4 d		1750				1808		1825			1851				1911		1925
Hampden Park (HMD) 4 d		1754						1829			1855				1915		1929
Pevensey & Westham (PEV) d		1800						1835			1901						1934
Pevensey Bay (PEB) d																	
Normans Bay (NSB) d							1840										1939
Cooden Beach (COB) d		1807			1821		1845				1908						1944
Collington (CLL) d		1811			1824		1848				1911						1947
Bexhill (BEX) 4 d		1814			1827		1851				1914				1927		1951
St Leonards Warrior Sq (SLQ) 4 d		1821			1833		1857				1921				1933		1957
Hastings (HGS) 4 a		1824			1836		1900				1925				1936		2000
Hastings (HGS) 4 d		1825			1837		1901				1925				1937		2001
Ore (ORE) d		1828			1840a		1904a				1929				1941a		2004a
Three Oaks (TOK) d		1835									1935						
Doleham (DLH) d																	
Winchelsea (WSE) d		1843									1943						
Rye (RYE) a		1847									1947						
Rye (RYE) d		1848									1948						
Appledore (Kent) (APD) d		1857									1957						
Ham Street (HMT) d		1902									2002						
Ashford International (AFK) 6 a		1910									2010						

NOTES (see introductory pages for explanation of train operator codes and standard symbols)

a Arrival time

d Departure time

B Change at Hampden Park for stations beyond Eastbourne

London, Croydon, Gatwick Airport and Brighton to Lewes, Seaford, Eastbourne, Hastings and Ashford

Monday to Fridays

Operator Days of operation/Notes 1st Class/Reservations/Bus/Ferry	SN	SN	SN	SN	SN B □	SN	SN	SN	SN	SN	SN	SN	SN	SN B □	SN	SN	SN	
London Victoria (VIC) 10 d					1824					1854					1924			
Clapham Junction (CLJ) 10 d					1831					1901					1931			
East Croydon (ECR) 10 d					1840					1910					1940			
Gatwick Airport (GTW) 10 d					1856					1926					1956			
Three Bridges (TBD) 4 d																		
Haywards Heath (HHE) 3 d					1907					1937					2007			
Wivelsfield (WVF) 4 d					1912					1942					2012			
Plumpton (PMP) d										1949								
Cooksbridge (CBR) d					1921										2021			
Brighton (BTN) 10 d		1856		1906			1926	1936				1956		2006			2026	2036
London Road (Brighton) (LRB) d		1859		1909				1939				1959		2009				2039
Moulsecomb (MCB) d		1902		1912				1942				2002		2012				2042
Falmer (FMR) d		1906		1916			1933	1946				2006		2016			2033	2046
Lewes (LWS) 4 a	←	1913		1923	1926	←	1940	1953	1956	←	2013		2023	2026	←	2040	2053	
Lewes (LWS) 4 d	1900	1914		1930	1927	1930	1942	2000	1957	2000	2014		2030	2027	2030	2042	2100	
Southsea (SEE) d	1906			←				←		2006			←				←	
Newhaven Town (NVN) d	1911					1940				2011					2040			
Newhaven Harbour (NVH) d	1913					1941									2041			
Bishopstone (BIP) d	1916					1945				2015					2045			
Seaford (SEF) a	1920					1948				2019					2048			
Glynde (GLY) d		1919			1932							2019						
Berwick (BRK) d		1925			1938							2025			2036			
Polegate (PLG) d		1930			1943		1954		2010			2030			2041		2054	
Hampden Park (HMD) 4 d		1935			1948		2000		2015			2035			2046		2100	
Eastbourne (EBN) 4 a		1940			1953		2004		2019			2040			2053		2104	
Eastbourne (EBN) 4 d			1950				2011		2025			2050					2111	
Hampden Park (HMD) 4 d			1954				2015		2029			2054						
Pevensey & Westham (PEV) d			2000						2034			2100						
Pevensey Bay (PEB) d																		
Normans Bay (NSB) d									2039									
Cooden Beach (COB) d			2007						2044			2107						
Collington (CLL) d			2011						2047			2110						
Bexhill (BEX) 4 d			2014				2027		2050			2113					2126	
St Leonards Warrior Sq (SLQ) 4 d			2021				2033		2056			2120					2132	
Hastings (HGS) 4 a			2024				2036		2059			2124					2135	
Hastings (HGS) 4 d			2025				2037		2100			2124					2136	
Ore (ORE) d			2028				2040a		2103a			2128					2139a	
Three Oaks (TOK) d			2035									2135						
Doleham (DLH) d																		
Winchelsea (WSE) d			2043									2143						
Rye (RYE) a			2047									2147						
Rye (RYE) d			2048									2148						
Appledore (Kent) (APD) d			2057									2157						
Ham Street (HMT) d			2102									2202						
Ashford International (AFK) 6 a			2110									2210						

NOTES (see introductory pages for explanation of train operator codes and standard symbols)

a Arrival time
d Departure time

B Change at Hampden Park for stations beyond Eastbourne

London, Croydon, Gatwick Airport and Brighton to Lewes, Seaford, Eastbourne, Hastings and Ashford

Mondays to Fridays

Operator Days of operation/Notes 1st Class/Reservations/Bus/Ferry	SN □	SN □	SN □	SN □	SN □	SN B □	SN □	SN □	SN □	SN □	SN □	SN □	SN □	SN □	SN □	SN □	SN □
London Victoria (VIC) 10 d	1954					2024											
Clapham Junction (CLJ) 10 d	2001					2031											
East Croydon (ECR) 10 d	2010					2041											
Gatwick Airport (GTW) 10 d	2026					2057											
Three Bridges (TBD) 4 d																	
Haywards Heath (HHE) 3 d	2038					2108											
Wivelsfield (WVF) 4 d	2042					2112											
Plumpton (PMP) d	2049																
Cooksbridge (CBR) d						2121											
Brighton (BTN) 10 d				2056		2106				2126	2136			2156	2206		
London Road (Brighton) (LRB) d				2059		2109					2139			2159	2209		
Moulsecoomb (MCB) d				2102		2112					2142			2202	2212		
Falmer (FMR) d				2106		2116				2133	2146			2206	2216		
Lewes (LWS) 4 a	2056	←	2113		2123	2126	←	2140	2153	2156	←	2213	2223	2226	←	2239	2253
Lewes (LWS) 4 d	2057	2100	2114		2130	2127	2130	2142	2200	2157	2200	2214	2230	2227	2230	2240	2300
Southsea (SEE) d		2106			←					←							←
Newhaven Town (NVN) d		2111						2140								2240	
Newhaven Harbour (NVH) d								2141a								2241	
Bishopstone (BIP) d														2216		2245	
Seaford (SEF) a		2116												2219		2248	
Glynde (GLY) d				2119										2219			
Berwick (BRK) d				2125		2136								2225			
Polegate (PLG) d	2109			2130		2141		2154		2209				2230		2239	2252
Hampden Park (HMD) 4 d				2135		2146		2200						2237		2247	2257
Eastbourne (EBN) 4 a	2117			2140		2150		2204		2217				2241		2252	2303
Eastbourne (EBN) 4 d	2123			2150				2210		2227							
Hampden Park (HMD) 4 d	2127			2154						2231							
Pevensy & Westham (PEV) d	2132			2200						2237							
Pevensy Bay (PEB) d																	
Normans Bay (NSB) d	2137																
Cooden Beach (COB) d	2142			2207										2244			
Collington (CLL) d	2146			2210										2247			
Bexhill (BEX) 4 d	2148			2213				2225		2250							
St Leonards Warrior Sq (SLQ) 4 d	2155			2220				2231		2256							
Hastings (HGS) 4 a	2158			2224				2234		2259							
Hastings (HGS) 4 d	2159			2224						2300							
Ore (ORE) d	2202a			2228						2303a							
Three Oaks (TOK) d				2234													
Doleham (DLH) d				2237													
Winchelsea (WSE) d				2243													
Rye (RYE) a				2247													
Rye (RYE) d				2248													
Appledore (Kent) (APD) d				2257													
Ham Street (HMT) d				2302													
Ashford International (AFK) 6 a				2310													

NOTES (see introductory pages for explanation of train operator codes and standard symbols)























a Arrival time

d Departure time

B Change at Hampden Park for stations beyond Eastbourne

London, Croydon, Gatwick Airport and Brighton to Lewes, Seaford, Eastbourne, Hastings and Ashford

Mondays to Fridays

Operator Days of operation/Notes 1st Class/Reservations/Bus/Ferry	SN □	SN	SN	SN □	SN	SN □	SN □	SN	SN □	SN □
London Victoria (VIC)  d	2154			2216			2246			0002
Clapham Junction (CLJ)  d	2201			2223			2253			0009
East Croydon (ECR)  d	2210			2233			2304			0024
Gatwick Airport (GTW)  d	2226			2249			2321			0044
Three Bridges (TBD)  d				2253						0049
Haywards Heath (HHE)  d	2238			2309			2335			0108
Wivelsfield (WVF)  d	2242			2313			2339			
Plumpton (PMP) d	2249						2346			
Cooksbridge (CBR) d				2322			2350			
Brighton (BTN)  d			2306			2332		2341		
London Road (Brighton) (LRB) d			2309					2344		
Moulsecomb (MCB) d			2312					2347		
Falmer (FMR) d			2316			2339		2351		
Lewes (LWS)  a	2256		2323	2327		2346	2355	2358	0123	
Lewes (LWS)  d	2257	2300	2332	2327	2332	2347	2356	2359	0123	
Southsea (SEE) d		2306						0005		
Newhaven Town (NVN) d		2311			2342			0010		
Newhaven Harbour (NVH) d					2343					
Bishopstone (BIP) d		2316			2347			0014		
Seaford (SEF) a		2319			2350			0018		
Glynde (GLY) d						2352				
Berwick (BRK) d						2358	0005			
Polegate (PLG) d	2309			2340		0003	0010		0135s	
Hampden Park (HMD)  d				2344		0008	0014			
Eastbourne (EBN)  a	2317			2349		0012	0019		0144	
Eastbourne (EBN)  d	2323						0025			
Hampden Park (HMD)  d	2327									
Pevensey & Westham (PEV) d	2332						0032			
Pevensey Bay (PEB) d										
Normans Bay (NSB) d	2337									
Cooden Beach (COB) d	2342						0039			
Collington (CLL) d	2345						0042			
Bexhill (BEX)  d	2348						0045			
St Leonards Warrior Sq (SLQ)  d	2354						0051			
Hastings (HGS)  a	2357						0054			
Hastings (HGS)  d										
Ore (ORE) d										
Three Oaks (TOK) d										
Doleham (DLH) d										
Winchelsea (WSE) d										
Rye (RYE) a										
Rye (RYE) d										
Appledore (Kent) (APD) d										
Ham Street (HMT) d										
Ashford International (AFK)  a										

NOTES (see introductory pages for explanation of train operator codes and standard symbols)

- a Arrival time
- d Departure time
- s Stops to set down only

TSM Tuesday to Saturday mornings

London, Croydon, Gatwick Airport and Brighton to Lewes, Seaford, Eastbourne, Hastings and Ashford

Saturdays

Operator Days of operation/Notes 1st Class/Reservations/Bus/Ferry	SN	SN Π	SN A Π	SN Π	SN	SN Π	SN	SN	SN	SN Π	SN B Π	SN	SN Π	SN	SN Π	SN	SN	
London Victoria (VIC)	10	d									0535							
Clapham Junction (CLJ)	10	d									0542							
East Croydon (ECR)		d									0552							
Gatwick Airport (GTW)	10	d									0618							
Three Bridges (TBD)	4	d									0623							
Haywards Heath (HHE)	3	d									0633							
Wivelsfield (WVF)	4	d									0637							
Plumpton (PMP)		d									0644							
Cooksbridge (CBR)		d									0648							
Brighton (BTN)	10	d		0510				0542	0611		0626		0641	0656		0711	0726	0736
London Road (Brighton) (LRB)		d						0545	0614				0644	0659		0714		0739
Moulsecoomb (MCB)		d						0548	0617				0647	0702		0717		0742
Falmer (FMR)		d						0552	0621		0633		0651	0706		0721	0733	0746
Lewes (LWS)	4	a		0522				0559	0628		0640	0653	0658	0713		0728	0740	0753
Lewes (LWS)	4	d		0524				0600	0630		0642	0654	0700	0714		0730	0742	0800
Southsea (SEE)		d											0706					↳
Newhaven Town (NVN)		d						0610	0640				0711			0740		
Newhaven Harbour (NVH)		d						0611	0641							0741		
Bishopstone (BIP)		d						0615	0645				0716			0745		
Seaford (SEF)		a						0618	0648				0719			0748		
Glyde (GLY)		d										0659		0719				
Berwick (BRK)		d										0705		0725				
Polegate (PLG)		d		0536							0655	0710		0730			0754	
Hampden Park (HMD)	4	d		0541							0659	0716		0736			0800	
Eastbourne (EBN)	4	a		0545							0704	0720		0740			0804	
Eastbourne (EBN)	4	d		0530		0546	0550	0623			0650	0708	0726			0750	0808	
Hampden Park (HMD)	4	d				0550	0554	0627			0654		0730			0754		
Pevensey & Westham (PEV)		d				0555	0600	0632			0700		0735			0800		
Pevensey Bay (PEB)		d																
Normans Bay (NSB)		d										0740						
Cooden Beach (COB)		d				0607	0639			0707	0721	0744			0807		0821	
Collington (CLL)		d				0610				0710	0724	0748			0810		0824	
Bexhill (BEX)	4	d		0544		0607c	0613	0644		0713	0727	0751			0813		0827	
St Leonards Warrior Sq (SLQ)	4	d		0551		0614	0621	0651		0721	0733	0757			0821		0833	
Hastings (HGS)	4	a		0554		0617	0624	0654		0724	0736	0800			0824		0836	
Hastings (HGS)	4	d	0520	0554		0617	0625	0654		0725	0737	0801			0825		0837	
Ore (ORE)		d	0524	0558a		0621a	0628	0658a		0728	0740a	0804a			0828		0840a	
Three Oaks (TOK)		d	0530				0635			0735					0835			
Doleham (DLH)		d	0533															
Winchelsea (WSE)		d	0539				0643			0743					0843			
Rye (RYE)		a	0543				0647			0747					0847			
Rye (RYE)		d	0544				0648			0748					0848			
Appledore (Kent) (APD)		d	0553				0657			0757					0857			
Ham Street (HMT)		d	0558				0702			0802					0902			
Ashford International (AFK)	6	a	0606				0710			0810					0910			

NOTES (see introductory pages for explanation of train operator codes and standard symbols)

- a Arrival time
- d Departure time
- c Arrives 4 minutes earlier

- A Change at Hampden Park for stations beyond Eastbourne
- B Also calls at Purley 0556, Redhill 0605, Earlswood (Surrey) 0608, Salfords 0611 and Horley 0615

London, Croydon, Gatwick Airport and Brighton to Lewes, Seaford, Eastbourne, Hastings and Ashford

Saturdays

Operator Days of operation/Notes 1st Class/Reservations/Bus/Ferry	SN □	SN □	SN □	SN □	SN A □	SN □	SN □	SN □	SN □	SN □	SN □	SN □	SN □	SN □	SN A □	SN □	SN □
London Victoria (VIC) 10 d	0654				0724										0824		
Clapham Junction (CLJ) 10 d	0701				0731										0831		
East Croydon (ECR) 10 d	0710				0740										0840		
Gatwick Airport (GTW) 10 d	0726				0756										0856		
Three Bridges (TBD) 4 d																	
Haywards Heath (HHE) 3 d	0738				0808										0908		
Wivelsfield (WVF) 4 d	0742				0812										0912		
Plumpton (PMP) d	0749																
Cooksbridge (CBR) d					0821										0921		
Brighton (BTN) 10 d			0756	0806				0826	0836			0856		0906			0926
London Road (Brighton) (LRB) d			0759	0809					0839			0859		0909			
Moulsecoomb (MCB) d			0802	0812					0842			0902		0912			
Falmer (FMR) d			0806	0816				0833	0846			0906		0916			0933
Lewes (LWS) 4 a	0756	←	0813	0823	0826	←		0840	0853	0856	←	0913		0923	0926	←	0940
Lewes (LWS) 4 d	0757	0800	0814	0830	0827	0830		0842	0900	0857	0900	0914		0930	0927	0930	0942
Southsea (SEE) d		0806		←					←		0906			←			
Newhaven Town (NVN) d		0811				0840					0911					0940	
Newhaven Harbour (NVH) d						0841										0941	
Bishopstone (BIP) d		0816				0845					0916					0945	
Seaford (SEF) a		0819				0848					0919					0948	
Glynde (GLY) d			0819									0919					
Berwick (BRK) d			0825									0925					
Polegate (PLG) d	0809		0830		0839			0854		0909		0930			0939		0954
Hampden Park (HMD) 4 d	0815		0835		0844			0900				0935			0947		1000
Eastbourne (EBN) 4 a	0820		0840		0849			0904		0919		0940			0951		1004
Eastbourne (EBN) 4 d	0825						0850	0908		0924			0950				1011
Hampden Park (HMD) 4 d	0829						0854			0928			0954				
Pevensy & Westham (PEV) d	0834						0900			0933			1000				
Pevensy Bay (PEB) d																	
Normans Bay (NSB) d	0839									0938							
Cooden Beach (COB) d	0843						0907	0921		0942			1007				
Collington (CLL) d	0847						0910	0924		0946			1010				
Bexhill (BEX) 4 d	0849						0913	0927		0949			1013				1026
St Leonards Warrior Sq (SLQ) 4 d	0856						0921	0933		0955			1021				1033
Hastings (HGS) 4 a	0859						0924	0936		0958			1024				1036
Hastings (HGS) 4 d	0900						0925	0937		0959			1025				1037
Ore (ORE) d	0903a						0928	0940a		1002a			1028				1040a
Three Oaks (TOK) d							0935						1035				
Doleham (DLH) d																	
Winchelsea (WSE) d							0943						1043				
Rye (RYE) a							0947						1047				
Rye (RYE) d							0948						1048				
Appledore (Kent) (APD) d							0957						1057				
Ham Street (HMT) d							1002						1102				
Ashford International (AFK) 6 a							1010						1110				

NOTES (see introductory pages for explanation of train operator codes and standard symbols)

a Arrival time
d Departure time

A Change at Hampden Park for stations beyond Eastbourne

London, Croydon, Gatwick Airport and Brighton to Lewes, Seaford, Eastbourne, Hastings and Ashford

Saturdays

Operator Days of operation/Notes 1st Class/Reservations/Bus/Ferry	SN	SN	SN	SN	SN	SN	SN	SN	SN	SN	SN	SN	SN	SN	SN	SN	SN
		□		□			A	□		□		□		□			A
							□										□
London Victoria (VIC) 10 d		0854					0924					0954					1024
Clapham Junction (CLJ) 10 d		0901					0931					1001					1031
East Croydon (ECR) 10 d		0910					0940					1010					1040
Gatwick Airport (GTW) 10 d		0926					0956					1026					1056
Three Bridges (TBD) 4 d																	
Haywards Heath (HHE) 3 d		0938					1008					1038					1108
Wivelsfield (WVF) 4 d		0942					1012					1042					1112
Plumpton (PMP) d		0949										1049					
Cooksbridge (CBR) d							1021										1121
Brighton (BTN) 10 d	0936			0956		1006			1026	1036			1056		1106		
London Road (Brighton) (LRB) d	0939			0959		1009				1039			1059		1109		
Moulsecomb (MCB) d	0942			1002		1012				1042			1102		1112		
Falmer (FMR) d	0946			1006		1016			1033	1046			1106		1116		
Lewes (LWS) 4 a	0953	0956	←	1013		1023	1026	←	1040	1053	1056	←	1113		1123	1126	←
Lewes (LWS) 4 d	1000	0957	1000	1014		1030	1027	1030	1042	1100	1057	1100	1114		1130	1127	1130
Southease (SEE) d	←		1006			←				←		1106					
Newhaven Town (NVN) d			1011					1040				1111					1140
Newhaven Harbour (NVH) d								1041									1141
Bishopstone (BIP) d			1016					1045				1116					1145
Seaford (SEF) a			1019					1048				1119					1148
Glynde (GLY) d				1019									1119				
Berwick (BRK) d				1025									1125				
Polegate (PLG) d		1009		1030			1039		1054		1109		1130			1139	
Hampden Park (HMD) 4 d				1035			1047		1100				1135			1147	
Eastbourne (EBN) 4 a		1017		1040			1051		1104		1117		1140			1151	
Eastbourne (EBN) 4 d		1023			1050				1111		1123			1150			
Hampden Park (HMD) 4 d		1027			1054						1127			1154			
Pevensey & Westham (PEV) d		1032			1100						1132			1200			
Pevensey Bay (PEB) d																	
Normans Bay (NSB) d		1037										1137					
Cooden Beach (COB) d		1042			1107							1142			1207		
Collington (CLL) d		1046			1110							1146			1210		
Bexhill (BEX) 4 d		1049			1113				1126		1149			1213			
St Leonards Warrior Sq (SLQ) 4 d		1055			1121				1133		1155			1221			
Hastings (HGS) 4 a		1058			1124				1136		1158			1224			
Hastings (HGS) 4 d		1100			1125				1137		1159			1225			
Ore (ORE) d		1103a			1128				1140a		1202a			1228			
Three Oaks (TOK) d					1135									1235			
Doleham (DLH) d																	
Winchelsea (WSE) d					1143									1243			
Rye (RYE) a					1147									1247			
Rye (RYE) d					1148									1248			
Appledore (Kent) (APD) d					1157									1257			
Ham Street (HMT) d					1202									1302			
Ashford International (AFK) 6 a					1210									1310			

NOTES (see introductory pages for explanation of train operator codes and standard symbols)

- a Arrival time
- d Departure time

A Change at Hampden Park for stations beyond Eastbourne

London, Croydon, Gatwick Airport and Brighton to Lewes, Seaford, Eastbourne, Hastings and Ashford

Saturdays

Operator Days of operation/Notes 1st Class/Reservations/Bus/Ferry	SN □	SN □	SN □	SN □	SN □	SN □	SN □	SN A □	SN □	SN □	SN □	SN □	SN □	SN □	SN □	SN □	SN A □
London Victoria (VIC)	10 d			1054				1124				1154					1224
Clapham Junction (CLJ)	10 d			1101				1131				1201					1231
East Croydon (ECR)	10 d			1110				1140				1210					1240
Gatwick Airport (GTW)	10 d			1126				1156				1226					1256
Three Bridges (TBD)	4 d																
Haywards Heath (HHE)	3 d			1138				1208				1238					1308
Wivelsfield (WVW)	4 d			1142				1212				1242					1312
Plumpton (PMP)	d			1149								1249					
Cooksbridge (CBR)	d							1221									1321
Brighton (BTN)	10 d	1126	1136			1156		1206			1226	1236			1256		1306
London Road (Brighton) (LRB)	d		1139			1159		1209				1239			1259		1309
Moulsecomb (MCB)	d		1142			1202		1212				1242			1302		1312
Falmer (FMR)	d	1133	1146			1206		1216			1233	1246			1306		1316
Lewes (LWS)	4 a	1140	1153	1156	←	1213		1223	1226	←	1240	1253	1256	←	1313		1323 1326
Lewes (LWS)	4 d	1142	1200	1157	1200	1214		1230	1227	1230	1242	1300	1257	1300	1314		1330 1327
Southsea (SEE)	d		→		1206			→				→		1306			
Newhaven Town (NVN)	d				1211					1240				1311			
Newhaven Harbour (NVH)	d									1241							
Bishopstone (BIP)	d				1216					1245				1316			
Seaford (SEF)	a				1219					1248				1319			
Glynde (GLY)	d					1219									1319		
Berwick (BRK)	d					1225									1325		
Polegate (PLG)	d	1154		1209		1230		1239		1254		1309			1330		1339
Hampden Park (HMD)	4 d	1200				1235		1247		1300		1309			1335		1347
Eastbourne (EBN)	4 a	1204		1217		1240		1251		1304		1317			1340		1351
Eastbourne (EBN)	4 d	1211		1223			1250			1311		1323				1350	
Hampden Park (HMD)	4 d			1227			1254					1327				1354	
Pevensey & Westham (PEV)	d			1232			1300					1332				1400	
Pevensey Bay (PEB)	d																
Normans Bay (NSB)	d			1237								1337					
Cooden Beach (COB)	d			1242			1307					1342				1407	
Collington (CLL)	d			1246			1310					1346				1410	
Bexhill (BEX)	4 d	1226		1249			1313			1326		1349				1413	
St Leonards Warrior Sq (SLQ)	4 d	1233		1255			1321			1333		1355				1421	
Hastings (HGS)	4 a	1236		1258			1324			1336		1358				1424	
Hastings (HGS)	4 d	1237		1259			1325			1337		1400				1425	
Ore (ORE)	d	1240a		1302a			1328			1340a		1403a				1428	
Three Oaks (TOK)	d						1335									1435	
Doleham (DLH)	d																
Winchelsea (WSE)	d						1343									1443	
Rye (RYE)	a						1347									1447	
Rye (RYE)	d						1348									1448	
Appledore (Kent) (APD)	d						1357									1457	
Ham Street (HMT)	d						1402									1502	
Ashford International (AFK)	6 a						1410									1510	

NOTES (see introductory pages for explanation of train operator codes and standard symbols)

a Arrival time
d Departure time

A Change at Hampden Park for stations beyond Eastbourne

London, Croydon, Gatwick Airport and Brighton to Lewes, Seaford, Eastbourne, Hastings and Ashford

Saturdays

Operator Days of operation/Notes 1st Class/Reservations/Bus/Ferry	SN	SN	SN	SN	SN	SN	SN	SN	SN	SN	SN	SN	SN	SN	SN	SN	SN
	□	□	□	□	□	□	□	□	A □	□	□	□	□	□	□	□	□
London Victoria (VIC) 10 d				1254					1324				1354				
Clapham Junction (CLJ) 10 d				1301					1331				1401				
East Croydon (ECR) 10 d				1310					1340				1410				
Gatwick Airport (GTW) 10 d				1326					1356				1426				
Three Bridges (TBD) 4 d																	
Haywards Heath (HHE) 8 d				1338					1408				1438				
Wivelsfield (WVF) 4 d				1342					1412				1442				
Plumpton (PMP) d				1349									1449				
Cooksbridge (CBR) d									1421								
Brighton (BTN) 10 d		1326	1336			1356		1406			1426	1436			1456	1506	
London Road (Brighton) (LRB) d			1339			1359		1409				1439			1459	1509	
Moulsecomb (MCB) d			1342			1402		1412				1442			1502	1512	
Falmer (FMR) d		1333	1346			1406		1416			1433	1446			1506	1516	
Lewes (LWS) 4 a	←	1340	1353	1356	←	1413		1423	1426	←	1440	1453	1456	←	1513	1523	
Lewes (LWS) 4 d	1330	1342	1400	1357	1400	1414		1430	1427	1430	1442	1500	1457	1500	1514		1530
Southsea (SEE) d			←		1406			←				←		1506			←
Newhaven Town (NVN) d	1340				1411					1440				1511			
Newhaven Harbour (NVH) d	1341									1441							
Bishopstone (BIP) d	1345				1416					1445				1516			
Seaford (SEF) a	1348				1419					1448				1519			
Glynde (GLY) d						1419									1519		
Berwick (BRK) d						1425									1525		
Polegate (PLG) d		1354		1409		1430			1439		1454		1509		1530		
Hampden Park (HMD) 4 d		1400				1435			1447		1500				1535		
Eastbourne (EBN) 4 a		1404		1417		1440			1451		1504		1519		1540		
Eastbourne (EBN) 4 d		1411		1423			1450				1508		1525			1550	
Hampden Park (HMD) 4 d				1427			1454						1529			1554	
Pevensey & Westham (PEV) d				1432			1500						1534			1600	
Pevensey Bay (PEB) d																	
Normans Bay (NSB) d				1437									1539				
Cooden Beach (COB) d				1442			1507				1521		1543			1607	
Collington (CLL) d				1446			1510				1524		1547			1610	
Bexhill (BEX) 4 d		1426		1449			1513				1527		1549			1613	
St Leonards Warrior Sq (SLQ) 4 d		1433		1455			1521				1533		1556			1621	
Hastings (HGS) 4 a		1436		1458			1524				1536		1559			1624	
Hastings (HGS) 4 d		1437		1459			1525				1537		1600			1625	
Ore (ORE) d		1440a		1502a			1528				1540a		1603a			1628	
Three Oaks (TOK) d							1535									1635	
Doleham (DLH) d																	
Winchelsea (WSE) d							1543									1643	
Rye (RYE) a							1547									1647	
Rye (RYE) d							1548									1648	
Appledore (Kent) (APD) d							1557									1657	
Ham Street (HMT) d							1602									1702	
Ashford International (AFK) 6 a							1610									1710	

NOTES (see introductory pages for explanation of train operator codes and standard symbols)

a Arrival time

d Departure time

A Change at Hampden Park for stations beyond Eastbourne

London, Croydon, Gatwick Airport and Brighton to Lewes, Seaford, Eastbourne, Hastings and Ashford

Saturdays

Operator	SN	SN	SN	SN	SN	SN	SN	SN	SN	SN	SN	SN	SN	SN	SN	SN	SN
Days of operation/Notes 1st Class/Reservations/Bus/Ferry	A									A							
	□	□	□	□	□	□	□	□	□	□	□	□	□	□	□	□	□
London Victoria (VIC) 10 d	1424				1454					1524					1554		
Clapham Junction (CLJ) 10 d	1431				1501					1531					1601		
East Croydon (ECR) 10 d	1440				1510					1540					1610		
Gatwick Airport (GTW) 10 d	1456				1526					1556					1626		
Three Bridges (TBD) 4 d																	
Haywards Heath (HHE) 3 d	1508				1538					1608					1638		
Wivelsfield (WVF) 4 d	1512				1542					1612					1642		
Plumpton (PMP) d					1549										1649		
Cooksbridge (CBR) d	1521									1621							
Brighton (BTN) 10 d			1526	1536			1556		1606			1626	1636				1656
London Road (Brighton) (LRB) d				1539			1559		1609				1639				1659
Moulsecomb (MCB) d				1542			1602		1612				1642				1702
Falmer (FMR) d			1533	1546			1606		1616			1633	1646				1706
Lewes (LWS) 4 a	1526	←	1540	1553	1556	←	1613		1623	1626	←	1640	1653	1656	←	1713	
Lewes (LWS) 4 d	1527	1530	1542	1600	1557	1600	1614		1630	1627	1630	1642	1700	1657	1700	1714	
Southsea (SEE) d				→		1606			→				→		1706		
Newhaven Town (NVN) d		1540				1611					1640				1711		
Newhaven Harbour (NVH) d		1541									1641						
Bishopstone (BIP) d		1545				1616					1645				1716		
Seaford (SEF) a		1548				1619					1648				1719		
Glynde (GLY) d						1619											1719
Berwick (BRK) d						1625											1725
Polegate (PLG) d	1539		1554		1609		1630			1639		1654		1709			1730
Hampden Park (HMD) 4 d	1547		1600				1635			1647		1700					1735
Eastbourne (EBN) 4 a	1551		1604		1619		1640			1651		1704		1719			1740
Eastbourne (EBN) 4 d			1608		1625		1650					1708		1725			1750
Hampden Park (HMD) 4 d					1629		1654							1729			1754
Pevensey & Westham (PEV) d					1634		1700							1734			1800
Pevensey Bay (PEB) d																	
Normans Bay (NSB) d					1639										1739		
Cooden Beach (COB) d			1621		1643		1707				1721				1743		1807
Collington (CLL) d			1624		1647		1710				1724				1747		1810
Bexhill (BEX) 4 d			1627		1649		1713				1727				1749		1813
St Leonards Warrior Sq (SLQ) 4 d			1633		1656		1721				1733				1756		1821
Hastings (HGS) 4 a			1636		1659		1724				1736				1759		1824
Hastings (HGS) 4 d			1637		1700		1725				1737				1800		1825
Ore (ORE) d			1640a		1703a		1728				1740a				1803a		1828
Three Oaks (TOK) d							1735										1835
Doleham (DLH) d																	
Winchelsea (WSE) d							1743										1843
Rye (RYE) a							1747										1847
Rye (RYE) d							1748										1848
Appledore (Kent) (APD) d							1757										1857
Ham Street (HMT) d							1802										1902
Ashford International (AFK) 6 a							1810										1910

NOTES (see introductory pages for explanation of train operator codes and standard symbols)

- a Arrival time
- d Departure time
- A Change at Hampden Park for stations beyond Eastbourne

London, Croydon, Gatwick Airport and Brighton to Lewes, Seaford, Eastbourne, Hastings and Ashford

Saturdays

Operator Days of operation/Notes 1st Class/Reservations/Bus/Ferry	SN	SN A □	SN □	SN □	SN □	SN □	SN □	SN □	SN □	SN □	SN A □	SN □	SN □	SN □	SN □	SN □	SN □	
London Victoria (VIC)	10 d	1624				1654					1724					1754		
Clapham Junction (CLJ)	10 d	1631				1701					1731					1801		
East Croydon (ECR)	10 d	1640				1710					1740					1810		
Gatwick Airport (GTW)	10 d	1656				1726					1756					1826		
Three Bridges (TBD)	4 d																	
Haywards Heath (HHE)	3 d	1708				1738					1808					1838		
Wivelsfield (WVF)	4 d	1712				1742					1812					1842		
Plumpton (PMP)	d					1749										1849		
Cooksbridge (CBR)	d	1721									1821							
Brighton (BTN)	10 d	1706			1726	1736			1756		1806			1826	1836		1856	
London Road (Brighton) (LRB)	d	1709				1739			1759		1809				1839		1859	
Moulsecomb (MCB)	d	1712				1742			1802		1812				1842		1902	
Falmer (FMR)	d	1716			1733	1746			1806		1816			1833	1846		1906	
Lewes (LWS)	4 a	1723	1726	←	1740	1753	1756	←	1813		1823	1826	←	1840	1853	1856	←	1913
Lewes (LWS)	4 d	1730	1727	1730	1742	1800	1757	1800	1814		1830	1827	1830	1842	1900	1857	1900	1914
Southsea (SEE)	d	←				←		1806			←				←		1906	
Newhaven Town (NVN)	d			1740				1811					1840				1911	
Newhaven Harbour (NVH)	d			1741									1841					
Bishopstone (BIP)	d			1745				1816					1845				1916	
Seaford (SEF)	a			1748				1819					1848				1919	
Glynde (GLY)	d							1819										1919
Berwick (BRK)	d							1825										1925
Polegate (PLG)	d	1739			1754			1809			1830			1854		1909		1930
Hampden Park (HMD)	4 d	1747			1800			1835			1847			1900				1935
Eastbourne (EBN)	4 a	1751			1804			1819			1840			1851		1917		1940
Eastbourne (EBN)	4 d				1808			1825			1850				1911		1923	
Hampden Park (HMD)	4 d							1829			1854						1927	
Pevensy & Westham (PEV)	d							1834			1900						1932	
Pevensy Bay (PEB)	d																	
Normans Bay (NSB)	d							1839									1937	
Cooden Beach (COB)	d				1821			1843			1907						1942	
Collington (CLL)	d				1824			1847			1910						1946	
Bexhill (BEX)	4 d				1827			1849			1913			1926			1949	
St Leonards Warrior Sq (SLQ)	4 d				1833			1856			1921			1933			1955	
Hastings (HGS)	4 a				1836			1859			1924			1936			1958	
Hastings (HGS)	4 d				1837			1900			1925			1937			2000	
Ore (ORE)	d				1840a			1903a			1928			1940a			2003a	
Three Oaks (TOK)	d										1935							
Doleham (DLH)	d																	
Winchelsea (WSE)	d										1943							
Rye (RYE)	a										1947							
Rye (RYE)	d										1948							
Appledore (Kent) (APD)	d										1957							
Ham Street (HMT)	d										2002							
Ashford International (AFK)	6 a										2010							

NOTES (see introductory pages for explanation of train operator codes and standard symbols)

a Arrival time
d Departure time

A Change at Hampden Park for stations beyond Eastbourne

London, Croydon, Gatwick Airport and Brighton to Lewes, Seaford, Eastbourne, Hastings and Ashford

Saturdays

Operator Days of operation/Notes 1st Class/Reservations/Bus/Ferry	SN	SN	SN A □	SN	SN □	SN	SN □	SN	SN □	SN	SN □	SN	SN A □	SN	SN □	SN	SN □			
London Victoria (VIC)	10	d		1824				1854					1924				1954			
Clapham Junction (CLJ)	10	d		1831				1901					1931				2001			
East Croydon (ECR)		d		1840				1910					1940				2010			
Gatwick Airport (GTW)	10	d		1856				1926					1956				2026			
Three Bridges (TBD)	4	d																		
Haywards Heath (HHE)	3	d		1908				1938					2008				2038			
Wivelsfield (WVF)	4	d		1912				1942					2012				2042			
Plumpton (PMP)		d						1949									2049			
Cooksbridge (CBR)		d		1921									2021							
Brighton (BTN)	10	d		1906			1926	1936			1956		2006		2026	2036				
London Road (Brighton) (LRB)		d		1909				1939			1959		2009			2039				
Moulsecoomb (MCB)		d		1912				1942			2002		2012			2042				
Falmer (FMR)		d		1916			1933	1946			2006		2016		2033	2046				
Lewes (LWS)	4	a		1923	1926	←	1940	1953	1956	←	2013		2023	2026	←	2040	2053	2056	←	
Lewes (LWS)	4	d		1930	1927	→	1930	1942	2000	1957	2000	2014		2030	2027	2030	2042	2100	2057	2100
Southsea (SEE)		d								2006										2106
Newhaven Town (NVN)		d				1940				2011				2040						2111
Newhaven Harbour (NVH)		d				1941								2041						
Bishopstone (BIP)		d				1945				2016				2045						2116
Seaford (SEF)		a				1948				2019				2048						2119
Glynde (GLY)		d								2019										
Berwick (BRK)		d								2025										
Polegate (PLG)		d			1939		1954		2009		2030			2039		2054				2109
Hampden Park (HMD)	4	d			1947		2000				2035			2047		2100				
Eastbourne (EBN)	4	a			1951		2004		2017		2040			2051		2104				2117
Eastbourne (EBN)	4	d	1950				2011		2023			2050				2111				2123
Hampden Park (HMD)	4	d	1954						2027			2054								2127
Pevensy & Westham (PEV)		d	2000						2032			2100								2132
Pevensy Bay (PEB)		d																		
Normans Bay (NSB)		d							2037											2137
Cooden Beach (COB)		d	2007						2042				2107							2142
Collington (CLL)		d	2010						2046				2110							2146
Bexhill (BEX)	4	d	2013				2026		2048				2113			2126				2149
St Leonards Warrior Sq (SLQ)	4	d	2021				2033		2055				2121			2133				2155
Hastings (HGS)	4	a	2024				2036		2058				2124			2136				2158
Hastings (HGS)	4	d	2025				2037		2059				2125			2137				2159
Ore (ORE)		d	2028				2040a		2102a				2128			2140a				2202a
Three Oaks (TOK)		d	2035										2135							
Doleham (DLH)		d																		
Winchelsea (WSE)		d	2043										2143							
Rye (RYE)		a	2047										2147							
Rye (RYE)		d	2048										2148							
Appledore (Kent) (APD)		d	2057										2157							
Ham Street (HMT)		d	2102										2202							
Ashford International (AFK)	6	a	2110										2210							

NOTES (see introductory pages for explanation of train operator codes and standard symbols)

a Arrival time
d Departure time

A Change at Hampden Park for stations beyond Eastbourne

London, Croydon, Gatwick Airport and Brighton to Lewes, Seaford, Eastbourne, Hastings and Ashford

Saturdays

Operator Days of operation/Notes 1st Class/Reservations/Bus/Ferry	SN □	SN	SN	SN A □	SN	SN □	SN	SN □	SN	SN □	SN	SN □	SN	SN □	SN	SN □	SN
London Victoria (VIC)	10 d			2024				2054					2124				2154
Clapham Junction (CLJ)	10 d			2031				2101					2131				2201
East Croydon (ECR)	10 d			2040				2110					2140				2210
Gatwick Airport (GTW)	10 d			2056				2126					2156				2226
Three Bridges (TBD)	4 d																
Haywards Heath (HHE)	3 d			2108				2138					2208				2238
Wivelsfield (WVF)	4 d			2112				2142					2212				2242
Plumpton (PMP)	d							2149									2249
Cooksbridge (CBR)	d			2121									2221				
Brighton (BTN)	10 d	2056		2106			2126	2136			2156	2206			2226	2236	
London Road (Brighton) (LRB)	d	2059		2109				2139			2159	2209				2239	
Moulsecoomb (MCB)	d	2102		2112				2142			2202	2212				2242	
Falmer (FMR)	d	2106		2116			2133	2146			2206	2216			2233	2246	
Lewes (LWS)	4 a	2113		2123	2126	←	2140	2153	2156	←	2213	2223	2226	←	2240	2253	2256
Lewes (LWS)	4 d	2114		2130	2127	→	2130	2142	2200	2157	2200	2214	2230	2227	2230	2242	2302
Southsea (SEE)	d								2206			→					2308
Newhaven Town (NVN)	d						2140				2211			2240			2313
Newhaven Harbour (NVH)	d						2141							2241			
Bishopstone (BIP)	d						2145				2216			2245			2317
Seaford (SEF)	a						2148				2219			2248			2321
Glynde (GLY)	d	2119									2219						
Berwick (BRK)	d	2125									2225						
Polegate (PLG)	d	2130		2139			2154		2209				2239		2254		2309
Hampden Park (HMD)	4 d	2135		2147			2200				2235		2247		2259		
Eastbourne (EBN)	4 a	2140		2151			2204		2217		2240		2253		2303		2318
Eastbourne (EBN)	4 d		2150				2211		2223						2307		2324
Hampden Park (HMD)	4 d		2154						2227								2328
Pevensy & Westham (PEV)	d		2200						2232								2333
Pevensy Bay (PEB)	d																
Normans Bay (NSB)	d								2237								2338
Cooden Beach (COB)	d		2207						2242								2342
Collington (CLL)	d		2210						2245								2346
Bexhill (BEX)	4 d		2213				2226		2248						2323		2349
St Leonards Warrior Sq (SLQ)	4 d		2220				2232		2255						2331		2355
Hastings (HGS)	4 a		2224				2235		2259						2334		2358
Hastings (HGS)	4 d		2224				2236								2335		
Ore (ORE)	d		2228				2239a								2338a		
Three Oaks (TOK)	d		2234														
Doleham (DLH)	d		2237														
Winchelsea (WSE)	d		2243														
Rye (RYE)	a		2247														
Rye (RYE)	d		2248														
Appledore (Kent) (APD)	d		2257														
Ham Street (HMT)	d		2302														
Ashford International (AFK)	6 a		2310														

NOTES (see introductory pages for explanation of train operator codes and standard symbols)

a Arrival time

d Departure time

A Change at Hampden Park for stations beyond Eastbourne

London, Croydon, Gatwick Airport and Brighton to Lewes, Seaford, Eastbourne, Hastings and Ashford

Saturdays

Operator Days of operation/Notes 1st Class/Reservations/Bus/Ferry	SN	SN	SN	SN	SN	SN	SN	SN	SN
		□		□	□		□		SUM □
London Victoria (VIC)	10 d		2216			2246		2316	0002
Clapham Junction (CLJ)	10 d		2223			2253		2323	0009
East Croydon (ECR)	10 d		2233			2304		2334	0024
Gatwick Airport (GTW)	10 d		2249			2321		2354	0044
Three Bridges (TBD)	4 d		2253						0049
Haywards Heath (HHE)	3 d		2309			2335		0015	0108
Wivelsfield (WVF)	4 d		2313			2339		0019	
Plumpton (PMP)	d					2346			
Cooksbridge (CBR)	d		2322			2350			
Brighton (BTN)	10 d	2306			2332		2341		
London Road (Brighton) (LRB)	d	2309					2344		
Moulsecoomb (MCB)	d	2312					2347		
Falmer (FMR)	d	2316			2339		2351		
Lewes (LWS)	4 a	2323	2327	←	2346	2355	2358	0031	0123
Lewes (LWS)	4 d	2331	2328	2331	2346	2356	2359	0031	0123
Southease (SEE)	d	←					0005		
Newhaven Town (NVN)	d			2340			0010		
Newhaven Harbour (NVH)	d			2342			0012		
Bishopstone (BIP)	d			2345			0015		
Seaford (SEF)	a			2349			0019		
Glynde (GLY)	d				2352				
Berwick (BRK)	d				2357	0005			
Polegate (PLG)	d		2340		0002	0010		0043s	0135s
Hampden Park (HMD)	4 d		2346		0007	0015			
Eastbourne (EBN)	4 a		2351		0011	0019		0052	0144
Eastbourne (EBN)	4 d					0024			
Hampden Park (HMD)	4 d								
Pevensy & Westham (PEV)	d					0032			
Pevensy Bay (PEB)	d								
Normans Bay (NSB)	d								
Cooden Beach (COB)	d					0038			
Collington (CLL)	d					0042			
Bexhill (BEX)	4 d					0044			
St Leonards Warrior Sq (SLQ)	4 d					0051			
Hastings (HGS)	4 a					0054			
Hastings (HGS)	4 d								
Ore (ORE)	d								
Three Oaks (TOK)	d								
Doleham (DLH)	d								
Winchelsea (WSE)	d								
Rye (RYE)	a								
Rye (RYE)	d								
Appledore (Kent) (APD)	d								
Ham Street (HMT)	d								
Ashford International (AFK)	6 a								

NOTES (see introductory pages for explanation of train operator codes and standard symbols)

- a Arrival time
- d Departure time
- s Stops to set down only

SUM Sunday mornings

London, Croydon, Gatwick Airport and Brighton to Lewes, Seaford, Eastbourne, Hastings and Ashford

Sundays

Operator 1st Class/Reservations/Bus/Ferry	SN	SN	SN	SN	SN	SN	SN	SN	SN	SN	SN	SN	SN	SN	SN	SN	SN	SN	
London Victoria (VIC)	10	d																0846	
Clapham Junction (CLJ)	10	d																0853	
East Croydon (ECR)		d																0902	
Gatwick Airport (GTW)	10	d																0918	
Three Bridges (TBD)	4	d																	
Haywards Heath (HHE)	3	d																0930	
Wivelsfield (WVF)	4	d																0934	
Plumpton (PMP)		d																0941	
Cooksbridge (CBR)		d																0945	
Brighton (BTN)	10	d		0655	0705		0715	0731	0748	0758		0817	0831	0848	0858		0917	0948	
London Road (Brighton) (LRB)		d		0658			0718	0734	0751			0820	0834	0851			0920	0951	
Moulsecoomb (MCB)		d		0701			0721	0737	0754			0823	0837	0854			0923	0954	
Falmer (FMR)		d		0705	0712		0725	0741	0758	0805		0827	0841	0858	0905		0927	0958	
Lewes (LWS)	4	a		0712	0719		0732	0748	0805	0812		0834	0848	0905	0912		0934	0950	1005
Lewes (LWS)	4	d			0719		0733	0751	0806	0812		0835	0851	0906	0912		0935	0951	1006
Southeast (SEE)		d							0812					0912					1012
Newhaven Town (NVN)		d					0742		0817			0844		0917				0944	1017
Newhaven Harbour (NVH)		d					0744					0846						0946	
Bishopstone (BIP)		d					0747		0821			0849		0921				0949	1021
Seaford (SEF)		a					0751		0825			0853		0925				0953	1025
Glynde (GLY)		d			0725					0818					0918				
Berwick (BRK)		d			0730					0823					0923				
Polegate (PLG)		d			0736			0803		0829			0903		0929			1003	
Hampden Park (HMD)	4	d			0740					0833					0933				
Eastbourne (EBN)	4	a			0745			0811		0838			0911		0938				1011
Eastbourne (EBN)	4	d		0726		0750		0817		0850		0917				0950		1017	
Hampden Park (HMD)	4	d		0730		0754		0821		0854		0921				0954		1021	
Pevensey & Westham (PEV)		d		0735		0800		0826		0900		0926				1000		1026	
Pevensey Bay (PEB)		d																	
Normans Bay (NSB)		d						0831				0931						1031	
Cooden Beach (COB)		d		0742		0807		0836		0907		0936				1007		1036	
Collington (CLL)		d		0745		0810		0839		0910		0939				1010		1039	
Bexhill (BEX)	4	d		0748		0813		0843		0913		0943				1013		1043	
St Leonards Warrior Sq (SLQ)	4	d		0754		0821		0850		0921		0950				1021		1050	
Hastings (HGS)	4	a		0757		0824		0853		0924		0953				1024		1053	
Hastings (HGS)	4	d	0724	0758		0825		0854		0925		0954				1025		1054	
Ore (ORE)		d	0728	0801a		0828		0857a		0928		0957a				1028		1057a	
Three Oaks (TOK)		d	0734			0835				0935						1035			
Doleham (DLH)		d	0737																
Winchelsea (WSE)		d	0743			0843				0943						1043			
Rye (RYE)		a	0747			0847				0947						1047			
Rye (RYE)		d	0748			0848				0948						1048			
Appledore (Kent) (APD)		d	0757			0857				0957						1057			
Ham Street (HMT)		d	0802			0902				1002						1102			
Ashford International (AFK)	6	a	0810			0910				1010						1110			

NOTES (see introductory pages for explanation of train operator codes and standard symbols)

- a Arrival time
- d Departure time

London, Croydon, Gatwick Airport and Brighton to Lewes, Seaford, Eastbourne, Hastings and Ashford

Sundays

Operator 1st Class/Reservations/Bus/Ferry	SN □	SN □	SN □	SN □	SN □	SN □	SN □	SN □	SN □	SN □	SN □	SN □	SN □	SN □	SN □	SN □	SN □	SN □			
London Victoria (VIC)	10 d			0946						1046								1146			
Clapham Junction (CLJ)	10 d			0953						1053								1153			
East Croydon (ECR)	d			1002						1102								1202			
Gatwick Airport (GTW)	10 d			1018						1118								1218			
Three Bridges (TBD)	4 d																				
Haywards Heath (HHE)	3 d			1030						1130								1230			
Wivelsfield (WVF)	4 d			1034						1134								1234			
Plumpton (PMP)	d			1041						1141								1241			
Cooksbridge (CBR)	d			1045						1145								1245			
Brighton (BTN)	10 d	0958		1017		1048	1058			1117		1148	1158			1217		1248	1258		1318
London Road (Brighton) (LRB)	d			1020		1051				1120		1151				1220		1251			1321
Moulsecoomb (MCB)	d			1023		1054				1123		1154				1223		1254			1324
Falmer (FMR)	d	1005		1027		1058	1105			1127		1158	1205			1227		1258	1305		1328
Lewes (LWS)	4 a	1012		1034	1050	1105	1112			1134	1150	1205	1212			1234	1250	1305	1312		1335
Lewes (LWS)	4 d	1012		1035	1051	1106	1112			1135	1151	1206	1212			1235	1251	1306	1312		1336
Southeast (SEE)	d					1112						1212						1312			
Newhaven Town (NVN)	d			1044		1117				1144		1217				1244		1317			1345
Newhaven Harbour (NVH)	d			1046						1146						1246					1347
Bishopstone (BIP)	d			1049		1121				1149		1221			1249			1321			1350
Seaford (SEF)	a			1053		1125				1153		1225			1253			1325			1354
Glynde (GLY)	d	1018					1118						1218						1318		
Berwick (BRK)	d	1023					1123						1223						1323		
Polegate (PLG)	d	1029			1103		1129				1203		1229				1303		1329		
Hampden Park (HMD)	4 d	1033					1133						1233						1333		
Eastbourne (EBN)	4 a	1038			1111		1138				1211		1238				1311		1338		
Eastbourne (EBN)	4 d		1050		1117			1150			1217			1250		1317					1350
Hampden Park (HMD)	4 d		1054		1121			1154			1221			1254		1321					1354
Pevensey & Westham (PEV)	d		1100		1126			1200			1226			1300		1326					1400
Pevensey Bay (PEB)	d																				
Normans Bay (NSB)	d				1131						1231					1331					
Cooden Beach (COB)	d		1107		1136			1207			1236			1307		1336					1407
Collington (CLL)	d		1110		1139			1210			1239			1310		1339					1410
Bexhill (BEX)	4 d		1113		1143			1213			1243			1313		1343					1413
St Leonards Warrior Sq (SLQ)	4 d		1121		1150			1221			1250			1321		1350					1421
Hastings (HGS)	4 a		1124		1153			1224			1253			1324		1353					1424
Hastings (HGS)	4 d		1125		1154			1225			1254			1325		1354					1425
Ore (ORE)	d		1128		1157a			1228			1257a			1328		1357a					1428
Three Oaks (TOK)	d		1135					1235						1335							1435
Doleham (DLH)	d																				
Winchelsea (WSE)	d		1143					1243						1343							1443
Rye (RYE)	a		1147					1247						1347							1447
Rye (RYE)	d		1148					1248						1348							1448
Appledore (Kent) (APD)	d		1157					1257						1357							1457
Ham Street (HMT)	d		1202					1302						1402							1502
Ashford International (AFK)	6 a		1210					1310						1410							1510

NOTES (see introductory pages for explanation of train operator codes and standard symbols)

- a Arrival time
- d Departure time

London, Croydon, Gatwick Airport and Brighton to Lewes, Seaford, Eastbourne, Hastings and Ashford

Sundays

Operator 1st Class/Reservations/Bus/Ferry	SN □	SN □	SN □	SN □	SN □	SN □	SN □	SN □	SN □	SN □	SN □	SN □	SN □	SN □	SN □	SN □	SN □	SN □	
London Victoria (VIC)	10 d	1246					1346						1446					1546	
Clapham Junction (CLJ)	10 d	1253					1353						1453					1553	
East Croydon (ECR)	d	1302					1402						1502					1602	
Gatwick Airport (GTW)	10 d	1318					1418						1518					1618	
Three Bridges (TBD)	4 d																		
Haywards Heath (HHE)	3 d	1330					1430						1530					1630	
Wivelsfield (WVF)	4 d	1334					1434						1534					1634	
Plumpton (PMP)	d	1341					1441						1541					1641	
Cooksbridge (CBR)	d	1345					1445						1545					1645	
Brighton (BTN)	10 d		1348	1358		1417		1448	1458		1517		1548	1558		1617		1648	1658
London Road (Brighton) (LRB)	d		1351			1420		1451			1520		1551			1620		1651	
Moulsecoomb (MCB)	d		1354			1423		1454			1523		1554			1623		1654	
Falmer (FMR)	d		1358	1405		1427		1458	1505		1527		1558	1605		1627		1658	1705
Lewes (LWS)	4 a	1350	1405	1412		1434	1450	1505	1512		1534	1550	1605	1612		1634	1650	1705	1712
Lewes (LWS)	4 d	1351	1406	1412		1435	1451	1506	1512		1535	1551	1606	1612		1635	1651	1706	1712
Southeast (SEE)	d		1412					1512					1612					1712	
Newhaven Town (NVN)	d		1417			1444		1517			1544		1617			1644		1717	
Newhaven Harbour (NVH)	d					1446					1546					1646			
Bishopstone (BIP)	d		1421			1449		1521			1549		1621			1649		1721	
Seaford (SEF)	a		1425			1453		1525			1553		1625			1653		1725	
Glynde (GLY)	d			1418					1518					1618					1718
Berwick (BRK)	d			1423					1523					1623					1723
Polegate (PLG)	d	1403		1429			1503		1529			1603		1629			1703		1729
Hampden Park (HMD)	4 d			1433					1533					1633					1733
Eastbourne (EBN)	4 a	1411		1438			1511		1538				1611		1638			1711	1738
Eastbourne (EBN)	4 d	1417			1450		1517			1550		1617			1650		1717		
Hampden Park (HMD)	4 d	1421			1454		1521			1554		1621			1654		1721		
Pevensey & Westham (PEV)	d	1426			1500		1526			1600		1626			1700		1726		
Pevensey Bay (PEB)	d																		
Normans Bay (NSB)	d	1431					1531					1631					1731		
Cooden Beach (COB)	d	1436			1507		1536			1607		1636			1707		1736		
Collington (CLL)	d	1439			1510		1539			1610		1639			1710		1739		
Bexhill (BEX)	4 d	1443			1513		1543			1613		1643			1713		1743		
St Leonards Warrior Sq (SLQ)	4 d	1450			1521		1550			1621		1650			1721		1750		
Hastings (HGS)	4 a	1453			1524		1553			1624		1653			1724		1753		
Hastings (HGS)	4 d	1454			1525		1554			1625		1654			1725		1754		
Ore (ORE)	d	1457a			1528		1557a			1628		1657a			1728		1757a		
Three Oaks (TOK)	d				1535					1635					1735				
Doleham (DLH)	d																		
Winchelsea (WSE)	d				1543					1643					1743				
Rye (RYE)	a				1547					1647					1747				
Rye (RYE)	d				1548					1648					1748				
Appledore (Kent) (APD)	d				1557					1657					1757				
Ham Street (HMT)	d				1602					1702					1802				
Ashford International (AFK)	6 a				1610					1710					1810				

NOTES (see introductory pages for explanation of train operator codes and standard symbols)

- a Arrival time
- d Departure time

London, Croydon, Gatwick Airport and Brighton to Lewes, Seaford, Eastbourne, Hastings and Ashford

Sundays

Operator 1st Class/Reservations/Bus/Ferry	SN	SN	SN	SN	SN	SN	SN	SN	SN	SN	SN	SN	SN	SN	SN	SN	SN	SN	
London Victoria (VIC)	10 d		1646					1746							1846				1946
Clapham Junction (CLJ)	10 d		1653					1753							1853				1953
East Croydon (ECR)	d		1702					1802							1902				2002
Gatwick Airport (GTW)	10 d		1718					1818							1918				2018
Three Bridges (TBD)	4 d																		
Haywards Heath (HHE)	3 d		1730					1830							1930				2030
Wivelsfield (WVF)	4 d		1734					1834							1934				2034
Plumpton (PMP)	d		1741					1841							1941				2041
Cooksbridge (CBR)	d		1745					1845							1945				2045
Brighton (BTN)	10 d		1717	1748	1758		1817	1848	1858		1918	1948	1958					2017	
London Road (Brighton) (LRB)	d		1720	1751			1820	1851			1921	1951						2020	
Moulsecoomb (MCB)	d		1723	1754			1823	1854			1924	1954						2023	
Falmer (FMR)	d		1727	1758	1805		1827	1858	1905		1928	1958	2005					2027	
Lewes (LWS)	4 a		1734	1750	1805	1812	1834	1850	1905	1912	1935	1950	2005	2012	2034	2050			
Lewes (LWS)	4 d		1735	1751	1806	1812	1835	1851	1906	1912	1936	1951	2006	2012	2035	2051			
Southeast (SEE)	d			1812				1912				2012							
Newhaven Town (NVN)	d		1744	1817			1844	1919			1945	2017						2044	
Newhaven Harbour (NVH)	d		1746				1846				1947							2046	
Bishopstone (BIP)	d		1749	1821			1849	1923			1950	2021						2049	
Seaford (SEF)	a		1753	1825			1853	1927			1954	2025						2053	
Glynde (GLY)	d			1818					1918					2018					
Berwick (BRK)	d			1823					1923					2023					
Polegate (PLG)	d		1803	1829			1903	1929			2003	2029						2103	
Hampden Park (HMD)	4 d			1833				1933				2033							
Eastbourne (EBN)	4 a		1811	1838			1911	1938			2011	2038							2111
Eastbourne (EBN)	4 d	1750	1817			1850	1917			1950	2017			2050	2117				
Hampden Park (HMD)	4 d	1754	1821			1854	1921			1954	2021			2054	2121				
Pevensey & Westham (PEV)	d	1800	1826			1900	1926			2000	2026			2100	2126				
Pevensey Bay (PEB)	d																		
Normans Bay (NSB)	d		1831				1931				2031								2131
Cooden Beach (COB)	d	1807	1836			1907	1936			2007	2036			2107	2136				
Collington (CLL)	d	1810	1839			1910	1939			2010	2039			2110	2139				
Bexhill (BEX)	4 d	1813	1843			1913	1943			2013	2043			2113	2143				
St Leonards Warrior Sq (SLQ)	4 d	1821	1850			1921	1950			2021	2050			2120	2150				
Hastings (HGS)	4 a	1824	1853			1924	1953			2024	2053			2124	2153				
Hastings (HGS)	4 d	1825	1854			1925	1954			2025	2054			2125	2154				
Ore (ORE)	d	1828	1857a			1928	1957a			2028	2057a			2128	2157a				
Three Oaks (TOK)	d	1835				1935				2035				2135					
Doleham (DLH)	d													2137					
Winchelsea (WSE)	d	1843				1943				2043				2143					
Rye (RYE)	a	1847				1947				2047				2147					
Rye (RYE)	d	1848				1948				2048				2148					
Appledore (Kent) (APD)	d	1857				1957				2057				2157					
Ham Street (HMT)	d	1902				2002				2102				2202					
Ashford International (AFK)	6 a	1910				2010				2110				2210					

NOTES (see introductory pages for explanation of train operator codes and standard symbols)

a Arrival time
d Departure time

London, Croydon, Gatwick Airport and Brighton to Lewes, Seaford, Eastbourne, Hastings and Ashford

Sundays

Operator	SN	SN	SN	SN	SN	SN	SN	SN	SN	SN	SN	SN	SN
1st Class/Reservations/Bus/Ferry	□	□	□	□	□	□	□	□	□	□	□	□	□
London Victoria (VIC) 10 d				2046					2146				2246 2315
Clapham Junction (CLJ) 10 d				2053					2153				2253 2322
East Croydon (ECR) d				2102					2202				2302 2331
Gatwick Airport (GTW) 10 d				2118					2218				2318 2355
Three Bridges (TBD) 4 d													
Haywards Heath (HHE) 3 d				2130					2230				2330 0015
Wivelsfield (WVF) 4 d				2134					2234				2334 0019
Plumpton (PMP) d				2141					2241				2341
Cooksbridge (CBR) d				2145					2245				2345
Brighton (BTN) 10 d	2048	2100	2117		2148	2212	2217		2248	2320	2335		
London Road (Brighton) (LRB) d	2051		2120		2151		2220		2251		2338		
Moulsecomb (MCB) d	2054		2123		2154		2223		2254		2341		
Falmer (FMR) d	2058	2107	2127		2158	2218	2227		2258	2327	2345		
Lewes (LWS) 4 a	2105	2114	2134	2150	2205	2226	2234	2250	2305	2334	2353	2350	0031
Lewes (LWS) 4 d	2106	2114	2135	2151	2207	2226	2235	2251	2306	2335		2358	0031
Southeast (SEE) d	2112				2214				2312				
Newhaven Town (NVN) d	2117		2144		2218		2244		2317				
Newhaven Harbour (NVH) d			2146				2246		2318				
Bishopstone (BIP) d	2121		2149		2223		2249		2322				
Seaford (SEF) a	2125		2153		2226		2253		2325				
Glynde (GLY) d		2120					2232			2340			
Berwick (BRK) d		2125					2237			2346		0007	
Polegate (PLG) d		2131		2203			2242		2303		2351	0013	0043s
Hampden Park (HMD) 4 d		2135									2356	0017	
Eastbourne (EBN) 4 a		2140		2211			2250		2311		0001	0022	0052
Eastbourne (EBN) 4 d		2147		2217			2255		2317				
Hampden Park (HMD) 4 d		2151		2221			2259		2321				
Pevensy & Westham (PEV) d				2226					2326				
Pevensy Bay (PEB) d													
Normans Bay (NSB) d													
Cooden Beach (COB) d				2232					2332				
Collington (CLL) d				2236					2336				
Bexhill (BEX) 4 d		2202		2238			2310		2338				
St Leonards Warrior Sq (SLQ) 4 d		2209		2245			2317		2345				
Hastings (HGS) 4 a		2212		2248			2320		2348				
Hastings (HGS) 4 d		2213											
Ore (ORE) d		2216a											
Three Oaks (TOK) d													
Doleham (DLH) d													
Winchelsea (WSE) d													
Rye (RYE) a													
Rye (RYE) d													
Appledore (Kent) (APD) d													
Ham Street (HMT) d													
Ashford International (AFK) 6 a													

NOTES (see introductory pages for explanation of train operator codes and standard symbols)

- a Arrival time
- d Departure time
- s Stops to set down only

Ashford, Hastings, Eastbourne, Seaford and Lewes to Brighton, Gatwick Airport, Croydon and London

Mondays to Fridays

Operator Days of operation/Notes 1st Class/Reservations/Bus/Ferry	SN	SN A □	SN	SN	SN □	SN □	SN □	SN □	SN B □	SN	SN □	SN C □	SN	SN □	SN □	SN	SN □			
Ashford International (AFK)	6	d																		
Ham Street (HMT)		d																		
Appledore (Kent) (APD)		d																		
Rye (RYE)		a																		
Rye (RYE)		d																		
Winchelsea (WSE)		d																		
Doleham (DLH)		d																		
Three Oaks (TOK)		d																		
Ore (ORE)		d														0632				
Hastings (HGS)	4	a														0635				
Hastings (HGS)	4	d							0507			0554		0619	0637					
St Leonards Warrior Sq (SLQ)	4	d							0510			0557		0622	0640					
Bexhill (BEX)	4	d							0518			0604		0630	0648					
Collington (CLL)		d							0521			0607		0632						
Cooden Beach (COB)		d							0524			0610		0636						
Normans Bay (NSB)		d																		
Pevensy Bay (PEB)		d																		
Pevensy & Westham (PEV)		d							0531			0617		0642						
Hampden Park (HMD)	4	d							0536			0621		0647						
Eastbourne (EBN)	4	a							0542			0626		0652	0704					
Eastbourne (EBN)	4	d	0449			0520		0535	0551		0628	0633		0659	0708		0729			
Hampden Park (HMD)	4	d	0453			0524		0539	0555		0632	0637		0703			0733			
Polegate (PLG)		d	0458			0529		0544	0600		0637	0644		0708	0715		0738			
Berwick (BRK)		d				0534		0549	0606		0643	0649		0713	0720		0743			
Glynde (GLY)		d				0539		0554	0612		0649	0655		0719	0726		0749			
Seaford (SEF)		d	0450			0524			0554		0624			0651			0724			
Bishopstone (BIP)		d	0453			0527			0557		0627			0654			0727			
Newhaven Harbour (NVH)		d	0456			0530			0600		0630			0657			0730			
Newhaven Town (NVN)		d	0459			0532			0602		0632			0700			0732			
Southeast (SEE)		d												0704			0737			
Lewes (LWS)	4	a	0507	0511	←	0541	0545		0600	0611	0617	0641	0654	0701	0710	0724	0731	0743	0754	
Lewes (LWS)	4	d	0515	0511		0515	0542	0546		0601	0612	0618	0642	0655	0702	0711	0725	0732	0743	0755
Falmer (FMR)		d	→			0522	0549		0608	0619		0649		0709	0719		0739	0750		
Moulsecoomb (MCB)		d				0526	0553		0612	0623		0653		0714	0723		0743	0754		
London Road (Brighton) (LRB)		d				0529	0556		0615	0626		0656		0725			0746	0757		
Brighton (BTN)	10	a				0533	0559		0618	0629		0659		0718	0729		0749	0800		
Cooksbridge (CBR)		d									0623					0730				
Plumpton (PMP)		d					0554				0629			0703						0803
Wivelsfield (WVF)	4	a					0601				0637			0711			0741			0811
Haywards Heath (HHE)	3	a					0532		0606	0614d		0643		0716			0746			0816
Three Bridges (TBD)	4	a					0544				0622									
Gatwick Airport (GTW)	← 10	a					0549				0627			0701			0728			0828
East Croydon (ECR)	10	a					0605				0642			0718			0748			0848
Clapham Junction (CLJ)	10	a					0617				0652			0728			0758			0858
London Victoria (VIC)	↻ 10	a					0624				0659			0736			0806			0906

NOTES (see introductory pages for explanation of train operator codes and standard symbols)

a Arrival time
d Departure time

A Also calls at Selhurst 0609
B Change at Hampden Park for stations towards Brighton
C Change at Hampden Park for stations towards London Victoria

Ashford, Hastings, Eastbourne, Seaford and Lewes to Brighton, Gatwick Airport, Croydon and London

Mondays to Fridays

Operator	Days of operation/Notes	1st Class/Reservations/Bus/Ferry	SN C	SN	SN	SN	SN	SN	SN	SN	SN	SN	SN	SN	SN	SN	SN	SN
			□	□	□	□	□	□	□	□	□	□	□	□	□	□	□	□
Ashford International (AFK)	6	d		0613									0721					
Ham Street (HMT)		d		0622									0729					
Appledore (Kent) (APD)		d		0627									0734					
Rye (RYE)		a		0636									0743					
Rye (RYE)		d		0639									0745					
Winchelsea (WSE)		d		0643									0749					
Doleham (DLH)		d		0649									0755					
Three Oaks (TOK)		d		0654									0759					
Ore (ORE)		d		0703c			0711	0732					0805	0822	0836			
Hastings (HGS)	4	a		0706			0714	0735					0808	0825	0839			
Hastings (HGS)	4	d	0653	0709			0715	0736			0755		0809	0826	0840		0853	
St Leonards Warrior Sq (SLQ)	4	d	0656	0712			0718	0739			0758		0812	0829	0843		0856	
Bexhill (BEX)	4	d	0702	0720			0726	0746			0805		0820	0837	0850		0903	
Collington (CLL)		d	0705	0722			0729				0808		0822	0839			0906	
Cooden Beach (COB)		d	0709	0725			0732				0811		0826	0842			0909	
Normans Bay (NSB)		d	0713								0815						0913	
Pevensey Bay (PEB)		d									0818						0916	
Pevensey & Westham (PEV)		d	0718	0732			0739				0821		0832	0849			0919	
Hampden Park (HMD)	4	d	0723	0738							0826		0838	0854			0924	
Eastbourne (EBN)	4	a	0727	0743			0747	0801			0830		0843	0858	0908		0928	
Eastbourne (EBN)	4	d	0736				0759	0806			0833	0836			0855	0905	0914	0936
Hampden Park (HMD)	4	d	0740				0803	0810			0837	0840			0859			0937
Polegate (PLG)		d	0745				0809	0815			0842	0846			0904	0912	0921	0942
Berwick (BRK)		d	0750					0820			0851				0909			0946
Glynde (GLY)		d	0756					0825			0857				0914			0951
Seaford (SEF)		d					0753				0824						0924	
Bishopstone (BIP)		d					0756				0827						0927	
Newhaven Harbour (NVH)		d					0759				0830						0930	
Newhaven Town (NVN)		d					0801				0832						0932	
Southeast (SEE)		d					0806				0837							
Lewes (LWS)	4	a	0801				0812	0821	0831	0843	0854	0902	0912		0920	0925	0933	0941
Lewes (LWS)	4	d	0802				0812	0822	0832	0843	0855	0903	0912		0922	0925	0934	0942
Falmer (FMR)		d	0809				0819				0839	0850			0910	0919		0949
Moulsecoomb (MCB)		d	0813				0823				0843	0854			0914	0923		0953
London Road (Brighton) (LRB)		d	0816				0826				0845	0857			0926	0936		0956
Brighton (BTN)	10	a	0819				0829				0849	0900			0919	0929	0939	0948
Cooksbridge (CBR)		d					0827				0900							1000
Plumpton (PMP)		d					0833										0933	
Wivelsfield (WVF)	4	a					0841				0911					0941		1011
Haywards Heath (HHE)	3	a					0846				0916					0946		1016
Three Bridges (TBD)	4	a																
Gatwick Airport (GTW)	10	a					0858				0928					0958		1028
East Croydon (ECR)		a					0918				0948					1018		1048
Clapham Junction (CLJ)	10	a					0928				0958					1030		1058
London Victoria (VIC)	10	a					0936				1006					1037		1106

NOTES (see introductory pages for explanation of train operator codes and standard symbols)

- a Arrival time
- d Departure time
- c Arrives 3 minutes earlier

- B Change at Hampden Park for stations towards Brighton
- C Change at Hampden Park for stations towards London Victoria

Ashford, Hastings, Eastbourne, Seaford and Lewes to Brighton, Gatwick Airport, Croydon and London

Mondays to Fridays

Operator Days of operation/Notes 1st Class/Reservations/Bus/Ferry	SN	SN	SN	SN	SN	SN	SN	SN	SN	SN	SN	SN	SN	SN	SN	SN	SN
			1	B	1	1				1	B		1	1			1
Ashford International (AFK) 6 d		0824								0924							1024
Ham Street (HMT) d		0832								0932							1032
Appledore (Kent) (APD) d		0837								0937							1037
Rye (RYE) a		0846								0946							1046
Rye (RYE) d		0848								0948							1048
Winchelsea (WSE) d		0852								0952							1052
Doleham (DLH) d		0859															
Three Oaks (TOK) d		0902								1000							1100
Ore (ORE) d		0908		0921		0953				1007		1021		1052			1107
Hastings (HGS) 4 a		0912		0924		0956				1010		1025		1055			1110
Hastings (HGS) 4 d		0912		0925		0957				1011		1025		1056			1111
St Leonards Warrior Sq (SLQ) 4 d		0916		0929		1000				1014		1029		1100			1114
Bexhill (BEX) 4 d		0923		0936		1007				1022		1036		1107			1122
Collington (CLL) d		0926		0938						1024		1038					1124
Cooden Beach (COB) d		0929		0941						1027		1041					1127
Normans Bay (NSB) d				0945								1045					
Pevensey Bay (PEB) d																	
Pevensey & Westham (PEV) d		0935		0950						1034		1050					1134
Hampden Park (HMD) 4 d		0941		0954		1019				1039		1054		1119			1139
Eastbourne (EBN) 4 a		0946		0959		1024				1045		1059		1124			1145
Eastbourne (EBN) 4 d			0955	1005		1030	1033			1055	1105		1130	1133			1155
Hampden Park (HMD) 4 d			0959				1037			1059				1137			1159
Polegate (PLG) d			1004	1012			1037	1042			1104	1112		1137	1142		1204
Berwick (BRK) d			1009								1109						1209
Glynde (GLY) d			1014								1114						1214
Seaford (SEF) d	0953				1024				1053				1124			1153	
Bishopstone (BIP) d	0956				1027				1056				1127			1156	
Newhaven Harbour (NVH) d					1030								1130				
Newhaven Town (NVN) d	1001				1032				1101				1132			1201	
Southeast (SEE) d	1005								1105							1205	
Lewes (LWS) 4 a	1011		1020	1025	1041	1050	1054	1111		1120	1125	1141	1150	1154	1211		1220
Lewes (LWS) 4 d	1012		1022	1025	1042	1052	1055	1112		1122	1125	1142	1152	1155	1212		1222
Falmer (FMR) d	1019		1029		1049	1059		1119		1129		1149	1159		1219		1229
Moulsecoomb (MCB) d	1023		1033		1053			1123		1133		1153			1223		1233
London Road (Brighton) (LRB) d	1026		1036		1056			1126		1136		1156			1226		1236
Brighton (BTN) 10 a	1029		1039		1059	1109		1129		1139		1159	1209		1229		1239
Cooksbridge (CBR) d							1100								1200		
Plumpton (PMP) d				1033								1133					
Wivelsfield (WVF) 4 a				1041				1111				1141			1211		
Haywards Heath (HHE) 3 a				1046				1116				1146			1216		
Three Bridges (TBD) 4 a																	
Gatwick Airport (GTW) 10 a				1058				1128				1158			1228		
East Croydon (ECR) a				1118				1148				1218			1248		
Clapham Junction (CLJ) 10 a				1128				1158				1228			1259		
London Victoria (VIC) 10 a				1136				1206				1236			1307		

NOTES (see introductory pages for explanation of train operator codes and standard symbols)

- a Arrival time
- d Departure time

B Change at Hampden Park for stations towards Brighton

Ashford, Hastings, Eastbourne, Seaford and Lewes to Brighton, Gatwick Airport, Croydon and London

Mondays to Fridays

Operator	SN	SN	SN	SN	SN	SN	SN	SN	SN	SN	SN	SN	SN	SN	SN	SN	SN	
Days of operation/Notes 1st Class/Reservations/Bus/Ferry	B							B						B				
	□	□	□	□	□	□	□	□	□	□	□	□	□	□	□	□	□	
Ashford International (AFK)	6 d					1124								1224				
Ham Street (HMT)	d					1132								1232				
Appledore (Kent) (APD)	d					1137								1237				
Rye (RYE)	a					1146								1246				
Rye (RYE)	d					1148								1248				
Winchelsea (WSE)	d					1152								1252				
Doleham (DLH)	d																	
Three Oaks (TOK)	d					1200								1300				
Ore (ORE)	d	1121		1152		1207		1221		1252				1307		1321	1352	
Hastings (HGS)	4 a	1125		1155		1210		1224		1255				1310		1324	1355	
Hastings (HGS)	4 d	1125		1156		1211		1225		1256				1311		1325	1356	
St Leonards Warrior Sq (SLQ)	4 d	1129		1200		1214		1229		1300				1314		1329	1400	
Bexhill (BEX)	4 d	1136		1207		1222		1236		1307				1322		1336	1407	
Collington (CLL)	d	1138				1224		1238						1324		1338		
Cooden Beach (COB)	d	1141				1227		1241						1327		1341		
Normans Bay (NSB)	d	1145						1245								1345		
Pevensy Bay (PEB)	d																	
Pevensy & Westham (PEV)	d	1150				1234		1250						1334		1350		
Hampden Park (HMD)	4 d	1154		1219		1239		1254		1319				1339		1354	1419	
Eastbourne (EBN)	4 a	1159		1224		1245		1259		1324				1345		1359	1424	
Eastbourne (EBN)	4 d	1205		1230	1233			1255	1305		1330	1333			1355	1405	1430	
Hampden Park (HMD)	4 d				1237			1259				1337			1359			
Polegate (PLG)	d	1212		1237	1242			1304	1312		1337	1342			1404	1412	1437	
Berwick (BRK)	d							1309							1409			
Glynde (GLY)	d							1314							1414			
Seaford (SEF)	d		1224							1324			1353				1424	
Bishopstone (BIP)	d		1227							1327			1356				1427	
Newhaven Harbour (NVH)	d		1230			1258				1330							1430	
Newhaven Town (NVN)	d		1232			1300				1332				1401			1432	
Southeast (SEE)	d					1305								1405				
Lewes (LWS)	4 a	1225	1241	1250	1254	1311		1320	1325	1341	1350	1354	1411		1420	1425	1441	1450
Lewes (LWS)	4 d	1225	1242	1252	1255	1312		1322	1325	1342	1352	1355	1412		1422	1425	1442	1452
Falmer (FMR)	d		1249	1259		1319		1329		1349	1359			1419		1429	1449	1459
Moulsecoomb (MCB)	d		1253			1323		1333		1353				1423		1433	1453	
London Road (Brighton) (LRB)	d		1256			1326		1336		1356				1426		1436	1456	
Brighton (BTN)	10 a		1259	1309		1329		1339		1359	1409			1429		1439	1459	1509
Cooksbridge (CBR)	d				1300								1400					
Plumpton (PMP)	d	1233								1333							1433	
Wivelsfield (WVF)	4 a	1241				1311				1341				1411			1441	
Haywards Heath (HHE)	3 a	1246				1316				1346				1416			1446	
Three Bridges (TBD)	4 a																	
Gatwick Airport (GTW)	10 a	1258				1328				1358				1428			1458	
East Croydon (ECR)	a	1318				1348				1418				1448			1518	
Clapham Junction (CLJ)	10 a	1328				1358				1428				1458			1528	
London Victoria (VIC)	10 a	1336				1406				1436				1506			1536	

NOTES (see introductory pages for explanation of train operator codes and standard symbols)

a Arrival time

d Departure time

B Change at Hampden Park for stations towards Brighton

Ashford, Hastings, Eastbourne, Seaford and Lewes to Brighton, Gatwick Airport, Croydon and London

Mondays to Fridays

Operator Days of operation/Notes 1st Class/Reservations/Bus/Ferry	SN □	SN	SN	SN □	SN B □	SN	SN □	SN C □	SN	SN	SN □	SN B □	SN	SN □	SN C □	SN	SN
Ashford International (AFK)	6	d		1324						1424							1524
Ham Street (HMT)		d		1332						1432							1532
Appledore (Kent) (APD)		d		1337						1437							1537
Rye (RYE)		a		1346						1446							1546
Rye (RYE)		d		1348						1448							1548
Winchelsea (WSE)		d		1352						1452							1552
Doleham (DLH)		d															
Three Oaks (TOK)		d		1400						1500							1600
Ore (ORE)		d		1407		1421		1452		1507		1521			1552		1607
Hastings (HGS)	4	a		1410		1424		1455		1510		1524			1555		1610
Hastings (HGS)	4	d		1411		1425		1456		1511		1525			1556		1611
St Leonards Warrior Sq (SLQ)	4	d		1414		1429		1459		1514		1529			1559		1614
Bexhill (BEX)	4	d		1422		1436		1506		1522		1536			1606		1622
Collington (CLL)		d		1424		1438		1509		1524		1538			1609		1624
Cooden Beach (COB)		d		1427		1441		1512		1527		1541			1612		1627
Normans Bay (NSB)		d				1445		1516				1545			1616		
Pevensey Bay (PEB)		d						1519							1619		
Pevensey & Westham (PEV)		d		1434		1450		1522		1534		1550			1622		1634
Hampden Park (HMD)	4	d		1439		1454		1526		1539		1554			1626		1639
Eastbourne (EBN)	4	a		1445		1459		1531		1545		1559			1631		1645
Eastbourne (EBN)	4	d	1433		1455	1505		1533	1537			1555	1605		1633	1637	
Hampden Park (HMD)	4	d	1437		1459			1537	1541			1559			1637	1641	
Polegate (PLG)	d	1442		1504	1512			1542	1546			1604	1612		1642	1646	
Berwick (BRK)		d		1509								1609					
Glynde (GLY)		d		1514								1614					
Seaford (SEF)		d	1453				1524			1553				1624			1653
Bishopstone (BIP)		d	1456				1527			1556				1627			1656
Newhaven Harbour (NVH)		d					1530			1559				1630			1659
Newhaven Town (NVN)		d	1501				1532			1601				1632			1701
Southeast (SEE)		d	1505							1606							1706
Lewes (LWS)	4	a	1454	1511	1520	1525	1541	1554	1559	1612		1620	1625	1641	1654	1659	1712
Lewes (LWS)	4	d	1455	1512	1522	1525	1542	1555	1600	1612		1622	1625	1642	1655	1700	1712
Falmer (FMR)		d	1519		1529		1549		1607	1619		1629		1649		1707	1719
Moulsecoomb (MCB)		d	1523		1533		1553		1611	1623		1633		1653			1723
London Road (Brighton) (LRB)		d	1526		1536		1556		1614	1626		1636		1656			1726
Brighton (BTN)	10	a	1529		1539		1559		1617	1629		1639		1659		1714	1729
Cooksbridge (CBR)		d	1500					1600							1700		
Plumpton (PMP)		d			1533							1633					
Wivelsfield (WVF)	4	a	1511		1541			1611				1641			1711		
Haywards Heath (HHE)	3	a	1516		1546			1616				1646			1716		
Three Bridges (TBD)	4	a															
Gatwick Airport (GTW)	10	a	1528		1558		1628					1658			1728		
East Croydon (ECR)		a	1548		1618		1648					1718			1748		
Clapham Junction (CLJ)	10	a	1558		1628		1658					1728			1758		
London Victoria (VIC)	10	a	1606		1638		1706					1736			1806		

NOTES (see introductory pages for explanation of train operator codes and standard symbols)

a Arrival time
d Departure time

B Change at Hampden Park for stations towards Brighton
C Change at Hampden Park for stations towards London Victoria

Ashford, Hastings, Eastbourne, Seaford and Lewes to Brighton, Gatwick Airport, Croydon and London

Mondays to Fridays

Operator Days of operation/Notes 1st Class/Reservations/Bus/Ferry	SN □	SN B □	SN □	SN □	SN □	SN □	SN □	SN □	SN B □	SN □	SN □	SN □	SN □	SN □	SN B □	SN □	
Ashford International (AFK) 6 d								1624							1724		
Ham Street (HMT) d								1632							1732		
Appledore (Kent) (APD) d								1637							1737		
Rye (RYE) a								1646							1746		
Rye (RYE) d								1648							1749		
Winchelsea (WSE) d								1652							1753		
Doleham (DLH) d															1759		
Three Oaks (TOK) d								1700							1803		
Ore (ORE) d		1621		1652				1707		1721		1752			1809	1821	
Hastings (HGS) 4 a		1624		1655				1710		1724		1755			1812	1825	
Hastings (HGS) 4 d		1625		1656				1711		1725		1756			1813	1825	
St Leonards Warrior Sq (SLQ) 4 d		1629		1659				1714		1729		1759			1816	1829	
Bexhill (BEX) 4 d		1636		1706				1722		1736		1806			1824	1836	
Collington (CLL) d		1638		1709				1724		1738		1809			1826	1838	
Cooden Beach (COB) d		1641		1712				1727		1741		1812			1829	1841	
Normans Bay (NSB) d		1645								1745						1845	
Pevensey Bay (PEB) d																	
Pevensey & Westham (PEV) d		1650						1734		1750					1836	1850	
Hampden Park (HMD) 4 d		1654		1721				1739		1754		1821			1841	1854	
Eastbourne (EBN) 4 a		1659		1726				1745		1759		1826			1846	1859	
Eastbourne (EBN) 4 d	1655	1705		1730	1733			1755	1805		1830	1833			1855	1905	
Hampden Park (HMD) 4 d	1659				1737			1759				1837			1859		
Polegate (PLG) d	1704	1712		1737	1742			1804	1812		1838	1842			1905	1912	
Berwick (BRK) d	1709							1809							1910		
Glynde (GLY) d	1714							1814							1915		
Seaford (SEF) d			1724			1754				1824			1853			1924	
Bishopstone (BIP) d			1727			1757				1827			1856			1927	
Newhaven Harbour (NVH) d			1730			1800				1830						1930	
Newhaven Town (NVN) d			1732			1802				1832			1901			1932	
Southeast (SEE) d						1807							1905				
Lewes (LWS) 4 a	1720	1725	1741	1750	1754	1813		1820	1825	1841	1850	1854	1911		1921	1925	1941
Lewes (LWS) 4 d	1722	1725	1742	1752	1755	1813		1822	1825	1842	1852	1855	1912		1922	1925	1942
Falmer (FMR) d	1729		1749	1759		1820		1829		1849	1859		1919		1929		1949
Moulsecoomb (MCB) d	1733		1753			1824		1833		1853			1923		1933		1953
London Road (Brighton) (LRB) d	1736		1756			1827		1836		1856			1926		1936		1956
Brighton (BTN) 10 a	1739		1759	1809		1830		1839		1859	1909		1929		1939		1959
Cooksbridge (CBR) d					1800							1900					
Plumpton (PMP) d		1733								1833							1933
Wivelsfield (WVF) 4 a		1741			1811					1841		1911					1941
Haywards Heath (HHE) 3 a		1746			1816					1846		1916					1946
Three Bridges (TBD) 4 a																	
Gatwick Airport (GTW) 10 a		1758			1828					1858		1928					1958
East Croydon (ECR) 10 a		1818			1848					1918		1948					2018
Clapham Junction (CLJ) 10 a		1828			1858					1928		1958					2028
London Victoria (VIC) 10 a		1836			1906					1936		2006					2036

NOTES (see introductory pages for explanation of train operator codes and standard symbols)

a Arrival time
d Departure time

B Change at Hampden Park for stations towards Brighton

Ashford, Hastings, Eastbourne, Seaford and Lewes to Brighton, Gatwick Airport, Croydon and London

Mondays to Fridays

Operator Days of operation/Notes 1st Class/Reservations/Bus/Ferry	SN □	SN □	SN	SN	SN □	SN B □	SN □	SN □	SN □	SN	SN □	SN B □	SN □	SN □	SN □	SN □
Ashford International (AFK)	6	d			1824							1924				
Ham Street (HMT)		d			1832							1932				
Appledore (Kent) (APD)		d			1837							1937				
Rye (RYE)		a			1846							1946				
Rye (RYE)		d			1848							1948				
Winchelsea (WSE)		d			1852							1952				
Doleham (DLH)		d														
Three Oaks (TOK)		d			1900							2000				
Ore (ORE)		d	1852		1907		1921		1955			2007		2021		2052
Hastings (HGS)	4	a	1855		1910		1924		1958			2010		2024		2055
Hastings (HGS)	4	d	1856		1911		1925		1959			2011		2025		2056
St Leonards Warrior Sq (SLQ)	4	d	1859		1914		1929		2002			2014		2029		2100
Bexhill (BEX)	4	d	1906		1922		1936		2009			2022		2036		2107
Collington (CLL)		d	1909		1924		1938					2024		2038		
Cooden Beach (COB)		d	1912		1927		1941					2027		2041		
Normans Bay (NSB)		d					1945							2045		
Pevensey Bay (PEB)		d														
Pevensey & Westham (PEV)		d			1934		1950					2034		2050		
Hampden Park (HMD)	4	d	1921		1939		1954		2021			2039		2054		2119
Eastbourne (EBN)	4	a	1926		1945		1959		2026			2045		2059		2124
Eastbourne (EBN)	4	d	1930	1933		1955	2005		2030	2033			2055	2105		2130
Hampden Park (HMD)	4	d		1937		1959				2037			2059			2137
Polegate (PLG)		d	1937	1942		2004	2012		2037	2042			2104	2112		2137
Berwick (BRK)		d				2009							2109			2142
Glynde (GLY)		d				2014							2114			
Seaford (SEF)		d			1953			2024				2053			2124	
Bishopstone (BIP)		d			1956			2027				2056			2127	
Newhaven Harbour (NVH)		d						2030							2130	
Newhaven Town (NVN)		d			2001			2032				2101			2132	
Southease (SEE)		d			2005							2105				2205
Lewes (LWS)	4	a	1949	1954	2011		2020	2025	2041	2050	2054	2111		2120	2125	2141
Lewes (LWS)	4	d	1952	1955	2012		2022	2025	2042	2052	2055	2112		2122	2125	2142
Falmer (FMR)		d	1959		2019		2029		2049	2059		2119		2129	2149	2159
Moulsecoomb (MCB)		d			2023		2033		2053			2123		2133	2153	
London Road (Brighton) (LRB)		d			2026		2036		2056			2126		2136	2156	
Brighton (BTN)	10	a	2009		2029		2039		2059	2109		2129		2139	2159	2209
Cooksbridge (CBR)		d		2000						2100						2200
Plumpton (PMP)		d					2033							2133		
Wivelsfield (WVF)	4	a		2011			2041			2111				2141		2211
Haywards Heath (HHE)	3	a		2016			2046			2116				2146		2216
Three Bridges (TBD)	4	a														
Gatwick Airport (GTW)	10	a		2028			2058			2128				2158		2228
East Croydon (ECR)		a		2048			2118			2148				2218		2248
Clapham Junction (CLJ)	10	a		2059			2128			2158				2229		2258
London Victoria (VIC)	10	a		2106			2136			2206				2238		2306

NOTES (see introductory pages for explanation of train operator codes and standard symbols)

a Arrival time
d Departure time

B Change at Hampden Park for stations towards Brighton

Ashford, Hastings, Eastbourne, Seaford and Lewes to Brighton, Gatwick Airport, Croydon and London

Mondays to Fridays

Operator Days of operation/Notes 1st Class/Reservations/Bus/Ferry	SN	SN P	SN B P	SN	SN P	SN C P	SN	SN	SN P	SN	SN	SN P	SN	SN P
Ashford International (AFK)	6 d	2024						2124				2224		2325
Ham Street (HMT)	d	2032						2132				2232		2333
Appledore (Kent) (APD)	d	2037						2137				2237		2338
Rye (RYE)	a	2046						2146				2246		2347
Rye (RYE)	d	2048						2148				2249		2348
Winchelsea (WSE)	d	2052						2152				2253		2352
Doleham (DLH)	d											2300		
Three Oaks (TOK)	d	2100						2200				2304		2359
Ore (ORE)	d	2107		2121		2152		2207	2227			2310	2327	0006
Hastings (HGS)	4 a	2110		2124		2155		2210	2230			2314	2330	0009
Hastings (HGS)	4 d	2111		2125		2156		2211	2231					2331
St Leonards Warrior Sq (SLQ)	4 d	2114		2129		2200		2214	2235					2334
Bexhill (BEX)	4 d	2122		2136		2207		2222	2242					2341
Collington (CLL)	d	2124		2138				2224	2244					2344
Cooden Beach (COB)	d	2127		2141				2227	2247					2347
Normans Bay (NSB)	d			2145					2251					
Pevensy Bay (PEB)	d													
Pevensy & Westham (PEV)	d	2134		2150				2234	2256					2353
Hampden Park (HMD)	4 d	2139		2154		2219		2240	2302					2358
Eastbourne (EBN)	4 a	2145		2159		2224		2245	2306					0003
Eastbourne (EBN)	4 d		2155	2205		2224	2233			2312				0007
Hampden Park (HMD)	4 d		2159			2228				2316				0011
Polegate (PLG)	d		2204	2212		2232	2240			2320				0015
Berwick (BRK)	d		2209							2325				
Glynde (GLY)	d		2214							2331				
Seaford (SEF)	d				2224			2253				2324		2355
Bishopstone (BIP)	d				2227			2256				2327		2358
Newhaven Harbour (NVH)	d				2230							2330		
Newhaven Town (NVN)	d				2232			2301				2332		0002
Southeast (SEE)	d							2305						0007
Lewes (LWS)	4 a		2220	2225	2241	2245	2253	2311		2336	2341		0013	0028
Lewes (LWS)	4 d		2222	2225	2242	2245	2254	2312		2337	2342		0013	0028
Falmer (FMR)	d		2229		2249		2301	2319		2344	2349		0020	0035
Moulsecoomb (MCB)	d		2233		2253			2323			2353		0024	0039
London Road (Brighton) (LRB)	d		2236		2256			2326			2356		0027	0042
Brighton (BTN)	10 a		2239		2259		2309	2329		2352	2359		0030	0045
Cooksbridge (CBR)	d					2251								
Plumpton (PMP)	d				2233									
Wivelsfield (WVF)	4 a				2241		2301							
Haywards Heath (HHE)	3 a				2246		2306							
Three Bridges (TBD)	4 a													
Gatwick Airport (GTW)	← 10 a				2300		2326							
East Croydon (ECR)	→ 10 a				2318		2345							
Clapham Junction (CLJ)	10 a				2328		2358							
London Victoria (VIC)	→ 10 a				2336		0006							

NOTES (see introductory pages for explanation of train operator codes and standard symbols)

a Arrival time
d Departure time

B Change at Hampden Park for stations towards Brighton
C Change at Hampden Park for stations towards London Victoria

Ashford, Hastings, Eastbourne, Seaford and Lewes to Brighton, Gatwick Airport, Croydon and London

Saturdays

Operator Days of operation/Notes 1st Class/Reservations/Bus/Ferry	SN	SN	SN	SN	SN	SN	SN	SN	SN	SN	SN	SN	SN	SN	SN	SN	SN
	□	□	□	□	□	□	□	□	□	□	□	□	□	□	□	□	□
Ashford International (AFK) 6 d																	0624
Ham Street (HMT) d																	0632
Appledore (Kent) (APD) d																	0637
Rye (RYE) a																	0646
Rye (RYE) d																	0648
Winchelsea (WSE) d																	0652
Doleham (DLH) d																	0658
Three Oaks (TOK) d																	0702
Ore (ORE) d												0621		0652			0708
Hastings (HGS) 4 a												0624		0655			0711
Hastings (HGS) 4 d							0555					0625		0656			0712
St Leonards Warrior Sq (SLQ) 4 d							0558					0629		0700			0715
Bexhill (BEX) 4 d							0605					0636		0707			0723
Collington (CLL) d							0608					0638					0725
Cooden Beach (COB) d							0611					0641					0728
Normans Bay (NSB) d												0645					
Pevensey Bay (PEB) d																	
Pevensey & Westham (PEV) d																	
Hampden Park (HMD) 4 d							0617					0650					0735
Hampden Park (HMD) 4 a							0622					0654		0720			0740
Eastbourne (EBN) 4 a							0626					0659		0724			0745
Eastbourne (EBN) 4 d	0456		0520	0539	0603		0630	0633		0655	0705		0730	0733			0755
Hampden Park (HMD) 4 d	0500		0524	0543	0607			0637		0659				0737			0759
Polegate (PLG) d	0504		0529	0548	0612		0637	0642		0704	0712		0737	0742			0804
Berwick (BRK) d				0553						0709							0809
Glynde (GLY) d				0558						0714							0814
Seaford (SEF) d		0505				0624			0653			0724			0753		
Bishopstone (BIP) d		0508				0627			0656			0727			0756		
Newhaven Harbour (NVH) d		0511				0630						0730					
Newhaven Town (NVN) d		0513				0633				0701		0732			0801		
Southeast (SEE) d										0705					0805		
Lewes (LWS) 4 a	0517	0522	0542	0604	0624	0642	0650	0654	0712	0720	0725	0741	0750	0754	0812		0820
Lewes (LWS) 4 d	0517	0527	0544	0604	0625	0643	0652	0655	0712	0722	0725	0742	0752	0755	0812		0822
Falmer (FMR) d		0534		0611		0650	0659		0719	0729		0749	0759		0819		0829
Moulsecoomb (MCB) d		0538		0615		0654			0723	0733		0753			0823		0833
London Road (Brighton) (LRB) d		0541		0618		0657			0726	0736		0756			0826		0836
Brighton (BTN) 10 a		0544		0621		0700	0709		0729	0739		0759	0809		0829		0839
Cooksbridge (CBR) d								0700						0800			
Plumpton (PMP) d			0553		0633							0733					
Wivelsfield (WVF) 4 a			0600		0641			0711				0741			0811		
Haywards Heath (HHE) 3 a	0534		0605		0646			0716				0746			0816		
Three Bridges (TBD) 4 a	0544		0621		0655												
Gatwick Airport (GTW) 10 a	0549		0626		0700			0728				0758			0828		
East Croydon (ECR) 10 a	0604		0641		0718			0748				0818			0848		
Clapham Junction (CLJ) 10 a	0614		0651		0728			0758				0828			0858		
London Victoria (VIC) 10 a	0623		0658		0738			0806				0836			0906		

NOTES (see introductory pages for explanation of train operator codes and standard symbols)

- a Arrival time
- d Departure time

A Change at Hampden Park for stations towards Brighton

Ashford, Hastings, Eastbourne, Seaford and Lewes to Brighton, Gatwick Airport, Croydon and London

Saturdays

Operator	SN	SN	SN	SN	SN	SN	SN	SN	SN	SN	SN	SN	SN	SN	SN	SN	SN
Days of operation/Notes 1st Class/Reservations/Bus/Ferry	A							A						A			
	□	□	□	□	□	□	□	□	□	□	□	□	□	□	□	□	□
Ashford International (AFK) 6 d						0724								0824			
Ham Street (HMT) d						0732								0832			
Appledore (Kent) (APD) d						0737								0837			
Rye (RYE) a						0746								0846			
Rye (RYE) d						0748								0848			
Winchelsea (WSE) d						0752								0852			
Doleham (DLH) d																	
Three Oaks (TOK) d						0801								0900			
Ore (ORE) d	0721		0752			0807		0821		0852				0907		0921	0952
Hastings (HGS) 4 a	0724		0755			0811		0824		0855				0910		0924	0955
Hastings (HGS) 4 d	0725		0756			0811		0825		0856				0911		0925	0956
St Leonards Warrior Sq (SLQ) 4 d	0729		0800			0815		0829		0900				0914		0929	1000
Bexhill (BEX) 4 d	0736		0807			0822		0836		0907				0922		0936	1007
Collington (CLL) d	0738		0809			0825		0838		0909				0924		0938	1009
Cooden Beach (COB) d	0741		0812			0828		0841		0912				0927		0941	1012
Normans Bay (NSB) d	0745							0845								0945	
Pevensy Bay (PEB) d																	
Pevensy & Westham (PEV) d	0750					0834		0850						0934		0950	
Hampden Park (HMD) 4 d	0754		0822			0840		0854		0922				0939		0954	1022
Eastbourne (EBN) 4 a	0759		0826			0845		0859		0926				0945		0959	1026
Eastbourne (EBN) 4 d	0805		0830	0833			0855	0905		0930	0933			0955	1005		1030
Hampden Park (HMD) 4 d				0837			0859				0937			0959			
Polegate (PLG) d	0812		0837	0842			0904	0912		0937	0942			1004	1012		1037
Berwick (BRK) d							0909							1009			
Glynde (GLY) d							0914							1014			
Seaford (SEF) d		0824			0853					0924			0953				1024
Bishopstone (BIP) d		0827			0856					0927			0956				1027
Newhaven Harbour (NVH) d		0830								0930							1030
Newhaven Town (NVN) d		0832			0901					0932			1001				1032
Southeast (SEE) d					0905								1005				
Lewes (LWS) 4 a	0825	0841	0850	0854	0912		0920	0925	0941	0950	0954	1012		1020	1025	1041	1050
Lewes (LWS) 4 d	0825	0842	0852	0855	0912		0922	0925	0942	0952	0955	1012		1022	1025	1042	1052
Falmer (FMR) d		0849	0859		0919		0929		0949	0959		1019		1029		1049	1059
Moulsecomb (MCB) d		0853			0923		0933		0953			1023		1033		1053	
London Road (Brighton) (LRB) d		0856			0926		0936		0956			1026		1036		1056	
Brighton (BTN) 10 a		0859	0909		0929		0939		0959	1009		1029		1039		1059	1109
Cooksbridge (CBR) d				0900								1000					
Plumpton (PMP) d	0833							0933								1033	
Wivelsfield (WVF) 4 a	0841			0911				0941				1011				1041	
Haywards Heath (HHE) 3 a	0846			0916				0946				1016				1046	
Three Bridges (TBD) 4 a																	
Gatwick Airport (GTW) 10 a	0858			0928				0958				1028				1058	
East Croydon (ECR) 10 a	0918			0948				1018				1048				1118	
Clapham Junction (CLJ) 10 a	0928			0958				1028				1058				1128	
London Victoria (VIC) 10 a	0936			1006				1036				1106				1136	

NOTES (see introductory pages for explanation of train operator codes and standard symbols)

a Arrival time
d Departure time

A Change at Hampden Park for stations towards Brighton

Ashford, Hastings, Eastbourne, Seaford and Lewes to Brighton, Gatwick Airport, Croydon and London

Saturdays

Operator Days of operation/Notes 1st Class/Reservations/Bus/Ferry	SN	SN	SN	SN	SN A	SN	SN	SN	SN	SN	SN	SN	SN	SN	SN	SN	SN				
	□			□	□		□	□			□	□		□	□						
Ashford International (AFK)	6	d			0924								1024					1124			
Ham Street (HMT)		d			0932								1032					1132			
Appledore (Kent) (APD)		d			0937								1037					1137			
Rye (RYE)		a			0946								1046					1146			
Rye (RYE)		d			0948								1048					1148			
Winchelsea (WSE)		d			0952								1052					1152			
Doleham (DLH)		d																			
Three Oaks (TOK)		d			1000								1100					1200			
Ore (ORE)		d			1007								1107			1121	1152	1207			
Hastings (HGS)	4	a			1010								1110			1124	1155	1210			
Hastings (HGS)	4	d			1011								1111			1125	1156	1211			
St Leonards Warrior Sq (SLQ)	4	d			1014								1114			1129	1200	1214			
Bexhill (BEX)	4	d			1022								1122			1136	1207	1222			
Collington (CLL)		d			1024								1124			1138		1224			
Cooden Beach (COB)		d			1027								1127			1141		1227			
Normans Bay (NSB)		d														1145					
Pevensey Bay (PEB)		d																			
Pevensey & Westham (PEV)		d			1034								1134			1150		1234			
Hampden Park (HMD)	4	d			1039								1139			1154	1219	1239			
Eastbourne (EBN)	4	a			1045								1145			1159	1224	1245			
Eastbourne (EBN)	4	d	1033			1055	1105			1130	1133			1155	1205		1230	1233			
Hampden Park (HMD)	4	d	1037			1059					1137			1159			1237				
Polegate (PLG)		d	1042			1104	1112			1137	1142			1204	1212		1237	1242			
Berwick (BRK)		d				1109								1209							
Glynde (GLY)		d				1114								1214							
Seaford (SEF)		d			1053								1153			1224		1253			
Bishopstone (BIP)		d			1056								1156			1227		1256			
Newhaven Harbour (NVH)		d								1130						1230					
Newhaven Town (NVN)		d			1101					1132						1232		1301			
Southeast (SEE)		d			1105								1205					1305			
Lewes (LWS)	4	a	1054		1112					1120	1125	1141	1150	1154	1212	1220	1225	1241	1250	1254	1312
Lewes (LWS)	4	d	1055		1112					1122	1125	1142	1152	1155	1212	1222	1225	1242	1252	1255	1312
Falmer (FMR)		d			1119					1129	1133	1149	1159	1219	1229	1233	1249	1259			1319
Moulsecoomb (MCB)		d			1123					1133	1153			1223	1233	1253					1323
London Road (Brighton) (LRB)		d			1126					1136	1156			1226	1236	1256					1326
Brighton (BTN)	10	a			1129					1139	1159	1209		1229	1239	1259	1309				1329
Cooksbridge (CBR)		d	1100										1200								1300
Plumpton (PMP)		d								1133						1233					
Wivelsfield (WVF)	4	a	1111							1141				1211		1241					1311
Haywards Heath (HHE)	3	a	1116							1146				1216		1246					1316
Three Bridges (TBD)	4	a																			
Gatwick Airport (GTW)	10	a	1128							1158				1228		1258					1328
East Croydon (ECR)		a	1148							1218				1248		1318					1348
Clapham Junction (CLJ)	10	a	1158							1228				1258		1329					1358
London Victoria (VIC)	10	a	1206							1236				1306		1336					1406

NOTES (see introductory pages for explanation of train operator codes and standard symbols)

- a Arrival time
- d Departure time

A Change at Hampden Park for stations towards Brighton

Ashford, Hastings, Eastbourne, Seaford and Lewes to Brighton, Gatwick Airport, Croydon and London

Saturdays

Operator Days of operation/Notes 1st Class/Reservations/Bus/Ferry	SN □	SN A □	SN □	SN □	SN □	SN □	SN □	SN □	SN A □	SN □	SN □	SN □	SN □	SN □	SN □	SN A □	SN □
Ashford International (AFK) 6 d								1224							1324		
Ham Street (HMT) d								1232							1332		
Appledore (Kent) (APD) d								1237							1337		
Rye (RYE) a								1246							1346		
Rye (RYE) d								1248							1348		
Winchelsea (WSE) d								1252							1352		
Doleham (DLH) d																	
Three Oaks (TOK) d								1300							1400		
Ore (ORE) d		1221		1252				1307		1321		1352			1407		1421
Hastings (HGS) 4 a		1224		1255				1310		1324		1355			1410		1424
Hastings (HGS) 4 d		1225		1256				1311		1325		1356			1411		1425
St Leonards Warrior Sq (SLQ) 4 d		1229		1300				1314		1329		1400			1414		1429
Bexhill (BEX) 4 d		1236		1307				1322		1336		1407			1422		1436
Collington (CLL) d		1238						1324		1338					1424		1438
Cooden Beach (COB) d		1241						1327		1341					1427		1441
Normans Bay (NSB) d		1245								1345							1445
Pevensey Bay (PEB) d																	
Pevensey & Westham (PEV) d		1250						1334		1350					1434		1450
Hampden Park (HMD) 4 d		1254		1319				1339		1354		1422			1439		1454
Eastbourne (EBN) 4 a		1259		1324				1345		1359		1426			1445		1459
Eastbourne (EBN) 4 d	1255	1305		1330	1333			1355	1405		1430	1433			1455	1505	
Hampden Park (HMD) 4 d	1259				1337			1359				1437			1459		
Polegate (PLG) d	1304	1312		1337	1342			1404	1412		1437	1442			1504	1512	
Berwick (BRK) d	1309							1409							1509		
Glynde (GLY) d	1314							1414							1514		
Seaford (SEF) d			1324			1353				1424			1453				1524
Bishopstone (BIP) d			1327			1356				1427			1456				1527
Newhaven Harbour (NVH) d			1330							1430							1530
Newhaven Town (NVN) d			1332			1401				1432			1501				1532
Southeast (SEE) d						1405							1505				
Lewes (LWS) 4 a	1320	1325	1341	1350	1354	1412		1420	1425	1441	1450	1454	1512		1520	1525	1541
Lewes (LWS) 4 d	1322	1325	1342	1352	1355	1412		1422	1425	1442	1452	1455	1512		1522	1525	1542
Falmer (FMR) d	1329		1349	1359		1419		1429		1449	1459		1519		1529		1549
Moulsecoomb (MCB) d	1333		1353			1423		1433		1453			1523		1533		1553
London Road (Brighton) (LRB) d	1336		1356			1426		1436		1456			1526		1536		1556
Brighton (BTN) 10 a	1339		1359	1409		1429		1439		1459	1509		1529		1539		1559
Cooksbridge (CBR) d					1400							1500					
Plumpton (PMP) d		1333							1433							1533	
Wivelsfield (WVF) 4 a		1341			1411				1441			1511				1541	
Haywards Heath (HHE) 3 a		1346			1416				1446			1516				1546	
Three Bridges (TBD) 4 a																	
Gatwick Airport (GTW) 10 a		1358			1428				1458			1528				1558	
East Croydon (ECR) 10 a		1418			1448				1518			1548				1618	
Clapham Junction (CLJ) 10 a		1428			1458				1528			1558				1628	
London Victoria (VIC) 10 a		1436			1506				1536			1606				1636	

NOTES (see introductory pages for explanation of train operator codes and standard symbols)

a Arrival time
d Departure time

A Change at Hampden Park for stations towards Brighton

Ashford, Hastings, Eastbourne, Seaford and Lewes to Brighton, Gatwick Airport, Croydon and London

Saturdays

Operator Days of operation/Notes 1st Class/Reservations/Bus/Ferry	SN □	SN □	SN	SN	SN □	SN A □	SN	SN □	SN □	SN	SN □	SN A □	SN □	SN	SN □	SN	SN		
Ashford International (AFK)	6	d			1424							1524							
Ham Street (HMT)		d			1432							1532							
Appledore (Kent) (APD)		d			1437							1537							
Rye (RYE)		a			1446							1546							
Rye (RYE)		d			1448							1548							
Winchelsea (WSE)		d			1452							1552							
Doleham (DLH)		d																	
Three Oaks (TOK)		d			1500							1600							
Ore (ORE)		d	1451		1507		1521		1551			1607		1621		1651			
Hastings (HGS)	4	a	1454		1510		1524		1554			1610		1624		1654			
Hastings (HGS)	4	d	1455		1511		1525		1555			1611		1625		1655			
St Leonards Warrior Sq (SLQ)	4	d	1459		1514		1529		1559			1614		1629		1659			
Bexhill (BEX)	4	d	1506		1522		1536		1606			1622		1636		1706			
Collington (CLL)		d	1508		1524		1538		1608			1624		1638		1708			
Cooden Beach (COB)		d	1511		1527		1541		1611			1627		1641		1711			
Normans Bay (NSB)		d					1545							1645					
Pevensey Bay (PEB)		d																	
Pevensey & Westham (PEV)		d			1534		1550					1634		1650					
Hampden Park (HMD)	4	d	1521		1539		1554		1621			1639		1654		1721			
Eastbourne (EBN)	4	a	1525		1545		1559		1625			1645		1659		1725			
Eastbourne (EBN)	4	d	1530	1533			1555	1605		1630	1633			1655	1705		1730	1733	
Hampden Park (HMD)	4	d		1537			1559				1637			1659			1737		
Polegate (PLG)		d	1537	1542			1604	1612		1637	1642			1704	1712		1737	1742	
Berwick (BRK)		d					1609							1709					
Glynde (GLY)		d					1614							1714					
Seaford (SEF)		d			1553				1624			1653				1724		1753	
Bishopstone (BIP)		d			1556				1627			1656				1727		1756	
Newhaven Harbour (NVH)		d							1630							1730			
Newhaven Town (NVN)		d			1601				1632			1701				1732		1801	
Southeast (SEE)		d			1605							1705						1805	
Lewes (LWS)	4	a	1550	1554	1612		1620	1625	1641	1650	1654	1712		1720	1725	1741	1750	1754	1812
Lewes (LWS)	4	d	1552	1555	1612		1622	1625	1642	1652	1655	1712		1722	1725	1742	1752	1755	1812
Falmer (FMR)		d	1559		1619		1629		1649	1659		1719		1729		1749	1759		1819
Moulsecoomb (MCB)		d			1623		1633		1653			1723		1733		1753			1823
London Road (Brighton) (LRB)		d			1626		1636		1656			1726		1736		1756			1826
Brighton (BTN)	10	a	1609		1629		1639		1659	1709		1729		1739		1759	1809		1829
Cooksbridge (CBR)		d		1600							1700							1800	
Plumpton (PMP)		d					1633							1733					
Wivelsfield (WVF)	4	a		1611			1641				1711			1741				1811	
Haywards Heath (HHE)	3	a		1616			1646				1716			1746				1816	
Three Bridges (TBD)	4	a																	
Gatwick Airport (GTW)	10	a		1628			1658				1728			1758				1828	
East Croydon (ECR)		a		1648			1718				1748			1818				1848	
Clapham Junction (CLJ)	10	a		1658			1728				1758			1828				1858	
London Victoria (VIC)	10	a		1706			1736				1806			1836				1906	

NOTES (see introductory pages for explanation of train operator codes and standard symbols)

a Arrival time
d Departure time

A Change at Hampden Park for stations towards Brighton

Ashford, Hastings, Eastbourne, Seaford and Lewes to Brighton, Gatwick Airport, Croydon and London

Saturdays

Operator Days of operation/Notes 1st Class/Reservations/Bus/Ferry	SN	SN	SN A	SN	SN	SN	SN	SN	SN	SN	SN	SN	SN	SN	SN	SN	SN	SN
	□	□	□	□	□	□	□	□	□	□	□	□	□	□	□	□	□	□
Ashford International (AFK) 6 d	1624							1724								1824		
Ham Street (HMT) d	1632							1732								1832		
Appledore (Kent) (APD) d	1637							1737								1837		
Rye (RYE) a	1646							1746								1846		
Rye (RYE) d	1648							1748								1848		
Winchelsea (WSE) d	1652							1752								1852		
Doleham (DLH) d																		
Three Oaks (TOK) d	1700							1800								1900		
Ore (ORE) d	1707		1721		1751			1807		1821		1851				1907		1921
Hastings (HGS) 4 a	1710		1724		1754			1810		1824		1854				1910		1924
Hastings (HGS) 4 d	1711		1725		1755			1811		1825		1855				1911		1925
St Leonards Warrior Sq (SLQ) 4 d	1714		1729		1759			1814		1829		1859				1914		1929
Bexhill (BEX) 4 d	1722		1736		1806			1822		1836		1906				1922		1936
Collington (CLL) d	1724		1738		1808			1824		1838		1908				1924		1938
Cooden Beach (COB) d	1727		1741		1811			1827		1841		1911				1927		1941
Normans Bay (NSB) d			1745							1845								1945
Pevensy Bay (PEB) d																		
Pevensy & Westham (PEV) d	1734		1750					1834		1850						1934		1950
Hampden Park (HMD) 4 d	1739		1754		1821			1839		1854		1921				1939		1954
Eastbourne (EBN) 4 a	1745		1759		1825			1845		1859		1925				1945		1959
Eastbourne (EBN) 4 d		1755	1805		1830	1833			1855	1905		1930	1933			1955	2005	
Hampden Park (HMD) 4 d		1759				1837			1859			1937				1959		
Polegate (PLG) d		1804	1812		1837	1842			1904	1912		1937	1942			2004	2012	
Berwick (BRK) d		1809							1909							2009		
Glynde (GLY) d		1814							1914							2014		
Seaford (SEF) d				1824				1853				1924			1953			
Bishopstone (BIP) d				1827				1856				1927			1956			
Newhaven Harbour (NVH) d				1830								1930						
Newhaven Town (NVN) d				1832				1901				1932			2001			
Southeast (SEE) d								1905							2005			
Lewes (LWS) 4 a		1820	1825	1841	1850	1854	1912		1920	1925	1941	1950	1954	2012		2020	2025	
Lewes (LWS) 4 d		1822	1825	1842	1852	1855	1912		1922	1925	1942	1952	1955	2012		2022	2025	
Falmer (FMR) d		1829		1849	1859		1919		1929		1949	1959		2019		2029		
Moulsecoomb (MCB) d		1833		1853			1923		1933		1953			2023		2033		
London Road (Brighton) (LRB) d		1836		1856			1926		1936		1956			2026		2036		
Brighton (BTN) 10 a		1839		1859	1909		1929		1939		1959	2009		2029		2039		
Cooksbridge (CBR) d						1900								2000				
Plumpton (PMP) d			1833							1933								2033
Wivelsfield (WVF) 4 a			1841			1911				1941			2011					2041
Haywards Heath (HHE) 3 a			1846			1916				1945			2016					2046
Three Bridges (TBD) 4 a																		
Gatwick Airport (GTW) 10 a				1858		1928				1958			2028					2058
East Croydon (ECR) 10 a				1918		1948				2018			2048					2118
Clapham Junction (CLJ) 10 a				1928		1958				2028			2058					2128
London Victoria (VIC) 10 a				1936		2006				2036			2106					2136

NOTES (see introductory pages for explanation of train operator codes and standard symbols)

a Arrival time
d Departure time

A Change at Hampden Park for stations towards Brighton

Ashford, Hastings, Eastbourne, Seaford and Lewes to Brighton, Gatwick Airport, Croydon and London

Saturdays

Operator Days of operation/Notes 1st Class/Reservations/Bus/Ferry	SN	SN	SN	SN	SN	SN	SN	SN	SN	SN	SN	SN	SN	SN	SN	SN	SN
	□	□	□	□	□	□	A □	□	□	□	□	□	□	A □	□	□	□
Ashford International (AFK)	6	d				1924								2024			
Ham Street (HMT)		d				1932								2032			
Appledore (Kent) (APD)		d				1937								2037			
Rye (RYE)		a				1946								2046			
Rye (RYE)		d				1948								2048			
Winchelsea (WSE)		d				1952								2052			
Doleham (DLH)		d															
Three Oaks (TOK)		d				2000								2100			
Ore (ORE)		d				2007								2107			
Hastings (HGS)	4	a				1952								2107			
Hastings (HGS)	4	a				1955								2110			
Hastings (HGS)	4	d				1956								2111			
St Leonards Warrior Sq (SLQ)	4	d				2000								2114			
Bexhill (BEX)	4	d				2007								2122			
Collington (CLL)		d												2124			
Cooden Beach (COB)		d												2127			
Normans Bay (NSB)		d															
Pevensey Bay (PEB)		d															
Pevensey & Westham (PEV)		d															
Hampden Park (HMD)	4	d												2134			
Eastbourne (EBN)	4	a				2019								2139			
Eastbourne (EBN)	4	a				2024								2145			
Eastbourne (EBN)	4	d				2030								2155			
Hampden Park (HMD)	4	d				2033								2205			
Hampden Park (HMD)	4	d				2037								2159			
Polegate (PLG)		d				2037								2204			
Berwick (BRK)		d				2042								2212			
Berwick (BRK)		d												2209			
Glynde (GLY)		d												2214			
Seafood (SEF)		d				2024											
Bishopstone (BIP)		d				2027								2153			
Bishopstone (BIP)		d												2156			
Newhaven Harbour (NVH)		d				2053											
Newhaven Harbour (NVH)		d				2056											
Newhaven Town (NVN)		d				2030											
Newhaven Town (NVN)		d				2032											
Southeast (SEE)		d															
Southeast (SEE)		d															
Lewes (LWS)	4	a				2041								2205			
Lewes (LWS)	4	a				2042								2205			
Lewes (LWS)	4	d				2050								2220			
Lewes (LWS)	4	d				2052								2222			
Falmer (FMR)		d				2053								2225			
Falmer (FMR)		d				2059								2225			
Moulsecroomb (MCB)		d				2049								2249			
Moulsecroomb (MCB)		d				2053								2253			
London Road (Brighton) (LRB)		d				2056								2259			
London Road (Brighton) (LRB)		d				2059								2259			
Brighton (BTN)	10	a				2109								2309			
Cooksbridge (CBR)		d															
Plumpton (PMP)		d				2100											
Wivelsfield (WVF)	4	a												2200			
Wivelsfield (WVF)	4	a												2211			
Haywards Heath (HHE)	3	a												2216			
Haywards Heath (HHE)	3	a												2216			
Three Bridges (TBD)	4	a															
Three Bridges (TBD)	4	a															
Gatwick Airport (GTW)	10	a												2228			
Gatwick Airport (GTW)	10	a												2228			
East Croydon (ECR)	10	a												2248			
East Croydon (ECR)	10	a												2248			
Clapham Junction (CLJ)	10	a												2259			
Clapham Junction (CLJ)	10	a												2259			
London Victoria (VIC)	10	a												2308			
London Victoria (VIC)	10	a												2308			

NOTES (see introductory pages for explanation of train operator codes and standard symbols)

a Arrival time
d Departure time

A Change at Hampden Park for stations towards Brighton

Ashford, Hastings, Eastbourne, Seaford and Lewes to Brighton, Gatwick Airport, Croydon and London

Saturdays

Operator 1st Class/Reservations/Bus/Ferry	SN	SN □	SN	SN	SN	SN □	SN
Ashford International (AFK)	6 d	2124			2224		2325
Ham Street (HMT)	d	2132			2232		2333
Appledore (Kent) (APD)	d	2137			2237		2338
Rye (RYE)	a	2146			2246		2347
Rye (RYE)	d	2148			2248		2348
Winchelsea (WSE)	d	2152			2252		2352
Doleham (DLH)	d						2358
Three Oaks (TOK)	d	2200			2300		0002
Ore (ORE)	d	2207	2233		2307	2326	0008
Hastings (HGS)	4 a	2210	2236		2310	2329	0011
Hastings (HGS)	4 d	2211	2237		2311	2330	
St Leonards Warrior Sq (SLQ)	4 d	2214	2240		2314	2334	
Bexhill (BEX)	4 d	2222	2247		2322	2341	
Collington (CLL)	d	2224	2250		2324	2343	
Cooden Beach (COB)	d	2227	2253		2327	2346	
Normans Bay (NSB)	d		2257				
Pevensey Bay (PEB)	d						
Pevensey & Westham (PEV)	d	2234	2301		2334	2353	
Hampden Park (HMD)	4 d	2239	2306		2339	2358	
Eastbourne (EBN)	4 a	2245	2310		2345	0002	
Eastbourne (EBN)	4 d		2315			0007	
Hampden Park (HMD)	4 d		2319			0011	
Polegate (PLG)	d		2324			0015	
Berwick (BRK)	d		2329				
Glynde (GLY)	d		2334				
Seaford (SEF)	d			2326		2353	
Bishopstone (BIP)	d			2329		2356	
Newhaven Harbour (NVH)	d			2332		2359	
Newhaven Town (NVN)	d			2335		0002	
Southeast (SEE)	d					0006	
Lewes (LWS)	4 a		2340	2344		0012	0028
Lewes (LWS)	4 d		2340	2345		0013	0028
Falmer (FMR)	d		2347	2352		0020	0036
Moulsecomb (MCB)	d			2356		0024	0040
London Road (Brighton) (LRB)	d			2358		0026	0042
Brighton (BTN)	10 a		2354	0002		0032	0047
Cooksbridge (CBR)	d						
Plumpton (PMP)	d						
Wivelsfield (WVF)	4 a						
Haywards Heath (HHE)	3 a						
Three Bridges (TBD)	4 a						
Gatwick Airport (GTW)	← 10 a						
East Croydon (ECR)	a						
Clapham Junction (CLJ)	10 a						
London Victoria (VIC)	↻ 10 a						

NOTES (see introductory pages for explanation of train operator codes and standard symbols)

a Arrival time
d Departure time

Ashford, Hastings, Eastbourne, Seaford and Lewes to Brighton, Gatwick Airport, Croydon and London

Sundays

Operator Days of operation/Notes 1st Class/Reservations/Bus/Ferry	SN	SN	SN	SN	SN	SN	SN	SN	SN	SN	SN	SN	SN	SN	SN	SN	SN	SN	
	□	□	□	□	□	□	□	□	□	□	□	□	□	□	□	□	□	□	
Ashford International (AFK) 6 d																	0824		
Ham Street (HMT) d																	0832		
Appledore (Kent) (APD) d																	0838		
Rye (RYE) a																	0847		
Rye (RYE) d																	0848		
Winchelsea (WSE) d																	0852		
Doleham (DLH) d																	0859		
Three Oaks (TOK) d																	0902		
Ore (ORE) d											0815		0834				0908		0915
Hastings (HGS) 4 a											0818		0838				0912		0918
Hastings (HGS) 4 d											0819		0838				0912		0919
St Leonards Warrior Sq (SLQ) 4 d											0822		0842				0916		0922
Bexhill (BEX) 4 d											0830		0849				0923		0930
Collington (CLL) d											0832						0926		0932
Cooden Beach (COB) d											0835						0929		0935
Normans Bay (NSB) d											0839								0939
Pevensy Bay (PEB) d																			
Pevensy & Westham (PEV) d																			
Hampden Park (HMD) 4 d											0844						0935		0944
Eastbourne (EBN) 4 a											0849		0900				0941		0949
Eastbourne (EBN) 4 d	0657		0708		0800		0808			0900		0911		0944					1000
Hampden Park (HMD) 4 d	0701		0712		0804		0812					0915		0948					
Polegate (PLG) d	0706		0717		0809		0816			0907		0920		0952					1007
Berwick (BRK) d			0722				0821							0925			0957		
Glynde (GLY) d			0727				0827							0930			1003		
Seaford (SEF) d				0757					0829	0859					0929			0959	
Bishopstone (BIP) d				0800					0832	0902					0932			1002	
Newhaven Harbour (NVH) d				0803					0835						0935				
Newhaven Town (NVN) d				0805					0837	0907					0937			1007	
Southeast (SEE) d				0810						0911								1011	
Lewes (LWS) 4 a	0718		0733	0815	0821	←	0832	0846	0917	0920	←	0936	0946	1008			1017	1020	←
Lewes (LWS) 4 d	0719	0723	0734	0823	0822	0823	0833	0846	0924	0921	0924	0936	0946	1009			1024	1021	1024
Falmer (FMR) d		0730	0741	→		0830	0841	0854	→		0931	0944	0954	1017			→		1031
Moulsecoomb (MCB) d		0734	0745			0834	0845	0858			0935		0958						1035
London Road (Brighton) (LRB) d		0737	0748			0837	0847	0900			0938		1000						1038
Brighton (BTN) 10 a		0741	0751			0841	0851	0904			0941	0951	1004	1025					1041
Cooksbridge (CBR) d					0827						0926								1026
Plumpton (PMP) d	0727				0833						0932								1032
Wivelsfield (WVF) 4 a					0840						0939								1039
Haywards Heath (HHE) 3 a	0738				0845						0944								1044
Three Bridges (TBD) 4 a																			
Gatwick Airport (GTW) 10 a	←	0753			0857						0957								1057
East Croydon (ECR) 10 a		0822			0913						1013								1113
Clapham Junction (CLJ) 10 a		0838			0923						1023								1123
London Victoria (VIC) 10 a	↻	0846			0930						1030								1130

NOTES (see introductory pages for explanation of train operator codes and standard symbols)

- a Arrival time
- d Departure time

A Change at Hampden Park for stations towards Brighton

Ashford, Hastings, Eastbourne, Seaford and Lewes to Brighton, Gatwick Airport, Croydon and London

Sundays

Operator Days of operation/Notes 1st Class/Reservations/Bus/Ferry	SN □	SN □	SN A	SN □	SN □	SN □	SN □	SN □	SN □	SN A	SN □	SN □	SN □	SN □	SN □	SN A	SN □	SN □	SN □
Ashford International (AFK) 6 d			0924							1024						1124			
Ham Street (HMT) d			0932							1032						1132			
Appledore (Kent) (APD) d			0937							1037						1137			
Rye (RYE) a			0946							1046						1146			
Rye (RYE) d			0949							1049						1149			
Winchelsea (WSE) d			0953							1053						1153			
Doleham (DLH) d																			
Three Oaks (TOK) d			1001							1101						1201			
Ore (ORE) d			1007		1015					1107		1115				1207		1215	
Hastings (HGS) 4 a			1010		1018					1110		1118				1210		1218	
Hastings (HGS) 4 d			1011		1019					1111		1119				1211		1219	
St Leonards Warrior Sq (SLQ) 4 d			1014		1022					1114		1122				1214		1222	
Bexhill (BEX) 4 d			1022		1030					1122		1130				1222		1230	
Collington (CLL) d			1024		1032					1124		1132				1224		1232	
Cooden Beach (COB) d			1027		1035					1127		1135				1227		1235	
Normans Bay (NSB) d					1039							1139						1239	
Pevensey Bay (PEB) d																			
Pevensey & Westham (PEV) d			1034		1044					1134		1144				1234		1244	
Hampden Park (HMD) 4 d			1039		1049					1139		1149				1239		1249	
Eastbourne (EBN) 4 a			1045		1054					1145		1154				1245		1254	
Eastbourne (EBN) 4 d		1044			1100				1144			1200			1244			1300	
Hampden Park (HMD) 4 d		1048							1148						1248				
Polegate (PLG) d		1052			1107				1152			1207			1252			1307	
Berwick (BRK) d		1057							1157						1257				
Glynde (GLY) d		1103							1203						1303				
Seaford (SEF) d	1029			1059			1129			1159			1229			1259			
Bishopstone (BIP) d	1032			1102			1132			1202			1232			1302			
Newhaven Harbour (NVH) d	1035						1135						1235						
Newhaven Town (NVN) d	1037			1107			1137			1207			1237			1307			
Southeast (SEE) d				1111						1211					1311				
Lewes (LWS) 4 a	1046	1108		1117	1120	←	1146	1208		1217	1220	←	1246	1308		1317	1320	←	
Lewes (LWS) 4 d	1046	1109		1124	1121	→	1124	1146	1209	1224	1221	→	1224	1246	1309	1324	1321	1324	
Falmer (FMR) d	1054	1117		→			1131	1154	1217	→			1231	1254	1317	→		1331	
Moulsecoomb (MCB) d	1058						1135	1158					1235	1258				1335	
London Road (Brighton) (LRB) d	1100						1138	1200					1238	1300				1338	
Brighton (BTN) 10 a	1104	1125					1141	1204	1225				1241	1304	1325			1341	
Cooksbridge (CBR) d					1126								1226					1326	
Plumpton (PMP) d					1132								1232					1332	
Wivelsfield (WVF) 4 a					1139								1239					1339	
Haywards Heath (HHE) 3 a					1144								1244					1344	
Three Bridges (TBD) 4 a																			
Gatwick Airport (GTW) ← 10 a					1157								1257					1357	
East Croydon (ECR) a					1213								1313					1413	
Clapham Junction (CLJ) 10 a					1223								1323					1423	
London Victoria (VIC) e 10 a					1230								1330					1430	

NOTES (see introductory pages for explanation of train operator codes and standard symbols)

- a Arrival time
- d Departure time

A Change at Hampden Park for stations towards Brighton

Ashford, Hastings, Eastbourne, Seaford and Lewes to Brighton, Gatwick Airport, Croydon and London

Sundays

Operator Days of operation/Notes 1st Class/Reservations/Bus/Ferry	SN □	SN □	SN A	SN □	SN □	SN □	SN □	SN □	SN □	SN A	SN □	SN □	SN □	SN □	SN □	SN A	SN □	SN □	SN □
Ashford International (AFK) 6 d			1224							1324						1424			
Ham Street (HMT) d			1232							1332						1432			
Appledore (Kent) (APD) d			1237							1337						1437			
Rye (RYE) a			1246							1346						1446			
Rye (RYE) d			1249							1349						1449			
Winchelsea (WSE) d			1253							1353						1453			
Doleham (DLH) d																			
Three Oaks (TOK) d			1301							1401						1501			
Ore (ORE) d			1307		1315					1407		1415				1507		1515	
Hastings (HGS) 4 a			1310		1318					1410		1418				1510		1518	
Hastings (HGS) 4 d			1311		1319					1411		1419				1511		1519	
St Leonards Warrior Sq (SLQ) 4 d			1314		1322					1414		1422				1514		1522	
Bexhill (BEX) 4 d			1322		1330					1422		1430				1522		1530	
Collington (CLL) d			1324		1332					1424		1432				1524		1532	
Cooden Beach (COB) d			1327		1335					1427		1435				1527		1535	
Normans Bay (NSB) d					1339							1439						1539	
Pevensey Bay (PEB) d																			
Pevensey & Westham (PEV) d			1334		1344					1434		1444				1534		1544	
Hampden Park (HMD) 4 d			1339		1349					1439		1449				1539		1549	
Eastbourne (EBN) 4 a			1345		1354					1445		1454				1545		1554	
Eastbourne (EBN) 4 d		1344			1400				1444			1500			1544			1600	
Hampden Park (HMD) 4 d		1348							1448						1548				
Polegate (PLG) d		1352			1407				1452			1507			1552			1607	
Berwick (BRK) d		1357							1457						1557				
Glynde (GLY) d		1403							1503						1603				
Seaford (SEF) d	1329			1359			1429			1459			1529			1559			
Bishopstone (BIP) d	1332			1402			1432			1502			1532			1602			
Newhaven Harbour (NVH) d	1335						1435						1535						
Newhaven Town (NVN) d	1337			1407			1437			1507			1537			1607			
Southeast (SEE) d				1411						1511						1611			
Lewes (LWS) 4 a	1346	1408		1417	1420	←	1446	1508		1517	1520	←	1546	1608		1617	1620	←	
Lewes (LWS) 4 d	1346	1409		1424	1421	→	1424	1446	1509	1524	1521	→	1524	1546	1609	1624	1621	1624	
Falmer (FMR) d	1354	1417		→			1431	1454	1517	→			1531	1554	1617	→			1631
Moulsecoomb (MCB) d	1358						1435	1458					1535	1558					1635
London Road (Brighton) (LRB) d	1400						1438	1500					1538	1600					1638
Brighton (BTN) 10 a	1404	1425					1441	1504	1525				1541	1604	1625				1641
Cooksbridge (CBR) d					1426							1526							1626
Plumpton (PMP) d					1432							1532							1632
Wivelsfield (WVF) 4 a					1439							1539							1639
Haywards Heath (HHE) 3 a					1444							1544							1644
Three Bridges (TBD) 4 a																			
Gatwick Airport (GTW) ← 10 a					1457							1557							1657
East Croydon (ECR) a					1513							1613							1713
Clapham Junction (CLJ) 10 a					1523							1623							1723
London Victoria (VIC) ← 10 a					1530							1630							1730

NOTES (see introductory pages for explanation of train operator codes and standard symbols)

- a Arrival time
- d Departure time

A Change at Hampden Park for stations towards Brighton

Ashford, Hastings, Eastbourne, Seaford and Lewes to Brighton, Gatwick Airport, Croydon and London

Sundays

Operator Days of operation/Notes 1st Class/Reservations/Bus/Ferry	SN	SN	SN A	SN	SN	SN	SN	SN	SN A	SN	SN	SN	SN	SN A	SN	SN	SN	SN	
	□	□	□	□	□	□	□	□	□	□	□	□	□	□	□	□	□	□	
Ashford International (AFK) 6 d			1524						1624									1724	
Ham Street (HMT) d			1532						1632									1732	
Appledore (Kent) (APD) d			1537						1637									1737	
Rye (RYE) a			1546						1646									1746	
Rye (RYE) d			1549						1649									1749	
Winchelsea (WSE) d			1553						1653									1753	
Doleham (DLH) d																			
Three Oaks (TOK) d			1601						1701									1801	
Ore (ORE) d			1607		1615				1707		1715							1807 1815	
Hastings (HGS) 4 a			1610		1618				1710		1718							1810 1818	
Hastings (HGS) 4 d			1611		1619				1711		1719							1811 1819	
St Leonards Warrior Sq (SLQ) 4 d			1614		1622				1714		1722							1814 1822	
Bexhill (BEX) 4 d			1622		1630				1722		1730							1822 1830	
Collington (CLL) d			1624		1632				1724		1732							1824 1832	
Cooden Beach (COB) d			1627		1635				1727		1735							1827 1835	
Normans Bay (NSB) d					1639						1739							1839	
Pevensey Bay (PEB) d																			
Pevensey & Westham (PEV) d			1634		1644				1734		1744							1834 1844	
Hampden Park (HMD) 4 d			1639		1649				1739		1749							1839 1849	
Eastbourne (EBN) 4 a			1645		1654				1745		1754							1845 1854	
Eastbourne (EBN) 4 d		1644			1700			1744			1800			1844				1900	
Hampden Park (HMD) 4 d		1648						1748						1848					
Polegate (PLG) d		1652		1707				1752		1807				1852				1907	
Berwick (BRK) d		1657						1757						1857					
Glynde (GLY) d		1703						1803						1903					
Seaford (SEF) d	1629			1659			1729			1759			1829				1859		
Bishopstone (BIP) d	1632			1702			1732			1802			1832				1902		
Newhaven Harbour (NVH) d	1635						1735						1835						
Newhaven Town (NVN) d	1637			1707			1737			1807			1837				1907		
Southeast (SEE) d				1711						1811							1911		
Lewes (LWS) 4 a	1646	1708		1717	1720	←	1746	1808		1817	1820	←	1846	1908			1917	1920	←
Lewes (LWS) 4 d	1646	1709		1724	1721	→	1724	1746	1809		1824	1821	1824	1846	1909		1924	1921	1924
Falmer (FMR) d	1654	1717		→			1731	1754	1817		→		1831	1854	1917		→		1931
Moulsecoomb (MCB) d	1658						1735	1758					1835	1858					1935
London Road (Brighton) (LRB) d	1700						1738	1800					1838	1900					1938
Brighton (BTN) 10 a	1704	1725					1741	1804	1825				1841	1904	1925				1941
Cooksbridge (CBR) d					1726								1826						1926
Plumpton (PMP) d					1732								1832						1932
Wivelsfield (WVF) 4 a					1739								1839						1939
Haywards Heath (HHE) 3 a					1744								1844						1944
Three Bridges (TBD) 4 a																			
Gatwick Airport (GTW) ← 10 a					1757								1857						1957
East Croydon (ECR) 10 a					1813								1913						2013
Clapham Junction (CLJ) 10 a					1823								1923						2023
London Victoria (VIC) 10 a					1830								1930						2030

NOTES (see introductory pages for explanation of train operator codes and standard symbols)

- a Arrival time
- d Departure time

A Change at Hampden Park for stations towards Brighton

Ashford, Hastings, Eastbourne, Seaford and Lewes to Brighton, Gatwick Airport, Croydon and London

Sundays

Operator Days of operation/Notes 1st Class/Reservations/Bus/Ferry	SN □	SN □	SN A	SN □	SN □	SN □	SN □	SN □	SN □	SN A	SN □	SN □	SN □	SN □	SN □	SN A	SN □	SN □	SN □
Ashford International (AFK) 6 d			1824							1924						2024			
Ham Street (HMT) d			1832							1932						2032			
Appledore (Kent) (APD) d			1837							1937						2037			
Rye (RYE) a			1846							1946						2046			
Rye (RYE) d			1849							1949						2049			
Winchelsea (WSE) d			1853							1953						2053			
Doleham (DLH) d																			
Three Oaks (TOK) d			1901							2001						2101			
Ore (ORE) d			1907		1915					2007		2017				2107		2114	
Hastings (HGS) 4 a			1910		1918					2010		2020				2110		2117	
Hastings (HGS) 4 d			1911		1919					2011		2021				2111		2118	
St Leonards Warrior Sq (SLQ) 4 d			1914		1922					2014		2024				2114		2121	
Bexhill (BEX) 4 d			1922		1930					2022		2032				2122		2128	
Collington (CLL) d			1924		1932					2024		2034				2124		2131	
Cooden Beach (COB) d			1927		1935					2027		2037				2127		2134	
Normans Bay (NSB) d					1939														
Pevensey Bay (PEB) d																			
Pevensey & Westham (PEV) d			1934		1944					2034		2044				2134		2140	
Hampden Park (HMD) 4 d			1939		1949					2039		2049				2139		2145	
Eastbourne (EBN) 4 a			1945		1954					2045		2054				2145		2150	
Eastbourne (EBN) 4 d		1944			2000				2044			2100			2144			2159	
Hampden Park (HMD) 4 d		1948							2048						2148				
Polegate (PLG) d		1952			2007				2052			2107			2152			2206	
Berwick (BRK) d		1957							2057						2157				
Glynde (GLY) d		2003							2103						2203				
Seaford (SEF) d	1931			1959				2029			2059			2129			2157		2230
Bishopstone (BIP) d	1934			2002				2032			2102			2132			2200		2233
Newhaven Harbour (NVH) d	1937							2035						2135					2236
Newhaven Town (NVN) d	1939			2007				2037			2107			2137			2205		2238
Southeast (SEE) d				2011							2111					2209			
Lewes (LWS) 4 a	1948	2008		2017	2020	←	2046	2108			2117	2120	←	2146	2208	2216	2220	2247	
Lewes (LWS) 4 d	1948	2009		2024	2021	→	2024	2046	2109		2124	2121	2124	2146	2209	2216	2223	2247	
Falmer (FMR) d	1956	2017				→	2031	2054	2117				2131	2154	2217	2223	2230	2255	
Moulsecoomb (MCB) d	2000						2035	2058					2135	2158		2227	2234	2259	
London Road (Brighton) (LRB) d	2002						2038	2100					2138	2200		2230	2237	2301	
Brighton (BTN) 10 a	2006	2025					2041	2104	2125				2141	2204	2225	2233	2241	2305	
Cooksbridge (CBR) d					2026								2126						
Plumpton (PMP) d					2032								2132						
Wivelsfield (WVF) 4 a					2039								2139						
Haywards Heath (HHE) 3 a					2044								2144						
Three Bridges (TBD) 4 a																			
Gatwick Airport (GTW) ← 10 a					2057								2157						
East Croydon (ECR) a													2213						
Clapham Junction (CLJ) 10 a													2223						
London Victoria (VIC) e 10 a													2231						

NOTES (see introductory pages for explanation of train operator codes and standard symbols)

- a Arrival time
- d Departure time

A Change at Hampden Park for stations towards Brighton

Ashford, Hastings, Eastbourne, Seaford and Lewes to Brighton, Gatwick Airport, Croydon and London

Sundays

Operator Days of operation/Notes 1st Class/Reservations/Bus/Ferry	SN □	SN A	SN □	SN □	SN □	SN □	SN □
Ashford International (AFK)	6 d	2124				2234	
Ham Street (HMT)	d	2132				2242	
Appledore (Kent) (APD)	d	2137				2247	
Rye (RYE)	a	2146				2256	
Rye (RYE)	d	2149				2257	
Winchelsea (WSE)	d	2153				2301	
Doleham (DLH)	d					2307	
Three Oaks (TOK)	d	2201				2311	
Ore (ORE)	d	2207		2214	2235	2317	
Hastings (HGS)	4 a	2210		2217	2238	2320	
Hastings (HGS)	4 d	2211		2218	2239		2325
St Leonards Warrior Sq (SLQ)	4 d	2214		2221	2242		2328
Bexhill (BEX)	4 d	2222		2230	2249		2335
Collington (CLL)	d	2224		2233			2338
Cooden Beach (COB)	d	2227		2236			2341
Normans Bay (NSB)	d						
Pevensy Bay (PEB)	d						
Pevensy & Westham (PEV)	d	2234		2244			2348
Hampden Park (HMD)	4 d	2239		2250	2301		2352
Eastbourne (EBN)	4 a	2245		2254	2305		2357
Eastbourne (EBN)	4 d	2244		2259			
Hampden Park (HMD)	4 d	2248					
Polegate (PLG)	d	2252		2307			
Berwick (BRK)	d	2257					
Glynde (GLY)	d	2303					
Seaford (SEF)	d		2257				
Bishopstone (BIP)	d		2300				
Newhaven Harbour (NVH)	d		2303				
Newhaven Town (NVN)	d		2305				
Southeast (SEE)	d		2310				
Lewes (LWS)	4 a	2308		2316	2319		
Lewes (LWS)	4 d	2309		2316	2323		
Falmer (FMR)	d	2317		2323	2330		
Moulsecoomb (MCB)	d			2327	2334		
London Road (Brighton) (LRB)	d			2330	2337		
Brighton (BTN)	10 a	2325		2333	2341		
Cooksbridge (CBR)	d						
Plumpton (PMP)	d						
Wivelsfield (WVF)	4 a						
Haywards Heath (HHE)	3 a						
Three Bridges (TBD)	4 a						
Gatwick Airport (GTW)	← 10 a						
East Croydon (ECR)	→ 10 a						
Clapham Junction (CLJ)	10 a						
London Victoria (VIC)	↻ 10 a						

NOTES (see introductory pages for explanation of train operator codes and standard symbols)

a Arrival time
d Departure time

A Change at Hampden Park for stations towards Brighton