

London to Winchester, Fareham, Portsmouth, Southampton, Lymington, Yarmouth (IOW), Bournemouth and Weymouth

Mondays to Fridays

Operator Days of operation/Notes 1st Class/Reservations/Bus/Ferry	SW	SW	SW	SW	SW	SW	SW	GW	SW	SW	SW	SW	SW	SW	SW	SW	SW
	□	□	□	□	☞	□	□	A	□	B	□	C	□	☞	□	□	□
London Waterloo (WAT) ☞ 15 d													0530				
Clapham Junction (CLJ) 10 d													0537u				
Woking (WOK) d													0601				
Farnborough (Main) (FNB) d																	
Fleet (FLE) d																	
Reading (RDG) 7 d																	
Basingstoke (BSK) d													0621				
Micheldever (MIC) d																	
Winchester (WIN) d													0638				
Shawford (SHW) d													0642				
Romsey (ROM) d													0558				
Chandlers Ford (CFR) d													0606				
Eastleigh (ESL) 3 a													0611		0648		
Eastleigh (ESL) 3 d									0601	0612	0628	0649				0702	
Hedge End (HDE) d									0607		0634					0708	
Botley (BOE) d									0611		0638					0712	
Fareham (FRM) a									0619		0646					0720	
Portchester (PTC) a									0625		0652					0726	
Cosham (CSA) a									0630		0657					0730	
Hilsea (HLS) a									0635		0702					0735	
Fratton (FTN) a									0639		0706					0739	
Portsmouth & Southsea (PMS) a									0642		0711					0743	
Portsmouth Harbour (PMH) ☞ a									0646		0716					0748	
Southampton Airport Parkway (SOA) ☞ d											0616		0653				
Swaythling (SWG) d											0618						
St Denys (SDN) d											0625						
Southampton Central (SOU) a											0630		0700				
Southampton Central (SOU) d							0622						0632		0702		0730
Millbrook (Hants) (MBK) d													0635				
Redbridge (RDB) d													0638a				0735
Totton (TTN) d							0628								0707		0738
Ashurst New Forest (ANF) d							0632										0742
Beaulieu Road (BEU) d																	0747
Brockenhurst (BCU) 3 a							0640								0718		0753
Brockenhurst (BCU) 3 d		0559	0615	0629		0641	0659						0718	0729			0757
Lymington Town (LYT) d		0607		0637			0707							0737			
Lymington Pier (LYP) a		0609		0639			0709							0739			
Lymington Pier (LYP) ☞ d					0650											0750	
Yarmouth (I.O.W.) (YMH) ☞ a					0730											0830	
Sway (SWY) d			0620			0646								0723			
New Milton (NWM) d			0625			0651								0728			0804
Hinton Admiral (HNA) d			0629			0655								0732			
Christchurch (CHR) d			0634			0700								0737			0811
Pokesdown (POK) d			0637			0703								0740			
Bournemouth (BMH) a			0641			0707								0744			0817
Bournemouth (BMH) d	0611		0644			0712								0746			0804 0818
Branksome (BSM) d	0616		0649			0717								0751			0809 0823
Parkstone (Dorset) (PKS) d	0619		0652			0720								0754			0812 0826
Poole (POO) 4 a	0623		0655			0723								0757			0816 0830
Poole (POO) 4 d	0624		0657			0725								0758			0817
Hamworthy (HAM) d	0629		0702			0730								0803			0822
Holton Heath (HOL) d	0633		0706			0734								0807			0826
Wareham (WRM) d	0638		0711			0739								0812			0831
Wool (WOO) d	0644		0717			0745								0819			0837
Moreton (Dorset) (MTN) d	0650		0725			0751								0825			0843
Dorchester South (DCH) d	0658		0735f			0759								0833			0851
Dorchester West (DCW) d								0810									
Upwey (UPW) d	0705		0741			0806		0818						0839			0858
Weymouth (WEY) a	0709		0746			0810		0825						0844			0902

Ferry services between Lymington and Yarmouth are operated by Wightlink. www.wightlink.co.uk or call 0333 999 7333

For the complete service between London and Basingstoke see table 152, and between Reading and Basingstoke table 120

For the complete service between Romsey and Southampton, also between Fareham and Portsmouth see table 156

NOTES (see introductory pages for explanation of train operator codes and standard symbols)

- a Arrival time
- d Departure time
- u Stops to pick up only
- f Arrives 3 minutes earlier
- A From Westbury
- B From Salisbury to Salisbury
- C Also calls at Wimbledon 0543

London to Winchester, Fareham, Portsmouth, Southampton, Lymington, Yarmouth (IOW), Bournemouth and Weymouth

Mondays to Fridays

Operator	SW	SW	SW	XC	SW	SW	SW	SW	SW	SW	SW	SW	XC	SW	GW	SW
Days of operation/Notes 1st Class/Reservations/Bus/Ferry Catering facilities	□	D	E	□◇ ⚓	□	□	⚓	□	□	□	D	F	G	□	H	□
London Waterloo (WAT)	15	d			0630					0703			0642			0735
Clapham Junction (CLJ)	10	d			0637u					0710u			0649u			
Woking (WOK)		d			0657					0730			0720			0800
Farnborough (Main) (FNB)		d			0634								0734			
Fleet (FLE)		d			0639								0739			
Reading (RDG)	7	d											0752			
Basingstoke (BSK)		d			0700					0750			0800	0811	0819	
Micheldever (MIC)		d			0710								0810			
Winchester (WIN)		d			0719					0807			0820	0827	0836	0841
Shawford (SHW)		d			0740								0825			0845
Romsey (ROM)		d										0807				
Chandlers Ford (CFR)		d			0714							0814				
Eastleigh (ESL)	3	a			0720	0728						0820	0830		0845	0851
Eastleigh (ESL)	3	d			0721	0729						0821	0831		0846	0851
Hedge End (HDE)		d				0735							0837			
Botley (BOE)		d				0739							0841			
Fareham (FRM)		a				0747							0849			
Portchester (PTC)		a				0753							0855			
Cosham (CSA)		a				0757							0859			
Hilsea (HLS)		a				0803							0904			
Fratton (FTN)		a				0807							0908			
Portsmouth & Southsea (PMS)		a				0811							0912			
Portsmouth Harbour (PMH)		a				0815							0918			
Southampton Airport Parkwy (SOA)		d			0726					0819		0825		0835	0850	0855
Swaythling (SWG)		d			0728							0827				
St Denys (SDN)		d			0731							0830				
Southampton Central (SOU)		a			0736					0826		0835		0842	0857	0902
Southampton Central (SOU)		d			0738		0756	0759				0827		0846	0859	0906
Millbrook (Hants) (MBK)		d			0741							0840				
Redbridge (RDB)		d			0745a							0843a				
Totton (TTN)		d						0804				0833				0911
Ashurst New Forest (ANF)		d						0809								0916
Beaulieu Road (BEU)		d						0813								
Brockenhurst (BCU)	3	a				0809	0819					0843			0912	0924
Brockenhurst (BCU)	3	d			0759		0810	0820	0829			0844	0859		0913	0925
Lymington Town (LYT)		d			0807				0837				0907			
Lymington Pier (LYP)		a			0809				0839				0909			
Lymington Pier (LYP)		d							0900							
Yarmouth (I.O.W.) (YMH)		a							0940							
Sway (SWY)		d						0825				0849				0929
New Milton (NWM)		d						0830				0854				0934
Hinton Admiral (HNA)		d						0834				0858				0938
Christchurch (CHR)		d						0839				0903				0943
Pokesdown (POK)		d						0842				0906				0947
Bournemouth (BMH)		a				0824	0846					0910		0913	0928	0953
Bournemouth (BMH)		d						0848			0904	0912				0932
Branksome (BSM)		d						0853			0909	0917				0937
Parkstone (Dorset) (PKS)		d						0856			0912	0920				0940
Poole (POO)	4	a						0859			0916	0923				0943
Poole (POO)	4	d						0900			0917					0944
Hamworthy (HAM)		d						0905			0922					0949
Holton Heath (HOL)		d									0926					
Wareham (WRM)		d						0912			0931					0956
Wool (WOO)		d						0919			0937					1002
Moreton (Dorset) (MTN)		d						0925			0943					
Dorchester South (DCH)		d						0933			0951					1013
Dorchester West (DCW)		d														1018
Upwey (UPW)		d						0939			0958					1029
Weymouth (WEY)		a						0944			1002					1025
																1034

NOTES (see introductory pages for explanation of train operator codes and standard symbols)

- a Arrival time
- d Departure time
- u Stops to pick up only
- D To Salisbury
- E Also calls at Brookwood 0626, Winchfield 0645 and Hook 0649
- F Also calls at Surbiton 0700, Walton-On-Thames 0707, Weybridge 0711, Brookwood 0726, Winchfield 0745 and Hook 0749
- G From Birmingham New Street
- H From Bristol Temple Meads

London to Winchester, Fareham, Portsmouth, Southampton, Lymington, Yarmouth (IOW), Bournemouth and Weymouth

Mondays to Fridays

Operator	SW	SW	SW	SW	SW	SW	XC	SW	SW	SW	SW	SW	SW	SW	SW	SW	SW
Days of operation/Notes	1	1	1	1	D	1	J	1	1	1	1	1	1	1	1	D	1
1st Class/Reservations/Bus/Ferry	1	1	1	1	1	1	1	1	1	1	1	1	1	1	1	1	1
Catering facilities	1	1	1	1	1	1	1	1	1	1	1	1	1	1	1	1	1
London Waterloo (WAT)	15	d	0805			0808		0835					0905				0909
Clapham Junction (CLJ)	10	d	0812u										0912u				
Woking (WOK)		d				0834		0900									0934
Farnborough (Main) (FNB)		d				0844											0944
Fleet (FLE)		d				0850											0950
Reading (RDG)	7	d						0854									
Basingstoke (BSK)		d	0849			0903		0911					0949				1003
Micheldever (MIC)		d				0913											1013
Winchester (WIN)		d	0906			0922		0927	0933				0949	1005			1022
Shawford (SHW)		d											0954				
Romsey (ROM)		d				0907											1007
Chandlers Ford (CFR)		d				0914											1014
Eastleigh (ESL)	3	a				0920	0930						0959				1020
Eastleigh (ESL)	3	d				0921	0931						1004				1021
Hedge End (HDE)		d					0937										1037
Botley (BOE)		d					0941										1041
Fareham (FRM)		a					0949										1049
Portchester (PTC)		a					0955										1055
Cosham (CSA)		a					0959										1059
Hilsea (HLS)		a					1004										1104
Fratton (FTN)		a					1008										1108
Portsmouth & Southsea (PMS)		a					1012										1112
Portsmouth Harbour (PMH)		a					1018										1118
Southampton Airport Parkwy (SOA)	4	d	0914			0925		0936	0942				1008	1014			1025
Swaythling (SWG)		d				0927											1027
St Denys (SDN)		d				0930											1030
Southampton Central (SOU)		a	0922			0935		0943	0949				1017	1022			1035
Southampton Central (SOU)		d	0925			0937		0945	0952				0956				1037
Millbrook (Hants) (MBK)		d				0940											1040
Redbridge (RDB)		d				0943a											1043a
Totton (TTN)		d											1001				
Ashurst New Forest (ANF)		d											1006				
Beaulieu Road (BEU)		d											1010				
Brockenhurst (BCU)	3	a	0939					0958	1005				1016		1039		
Brockenhurst (BCU)	3	d	0940	0942				0959	1006	1012	1017		1040	1042			
Lymington Town (LYT)		d		0950						1020				1050			
Lymington Pier (LYP)		a		0952						1022				1052			
Lymington Pier (LYP)		d			1000											1100	
Yarmouth (I.O.W.) (YMH)		a			1040											1140	
Sway (SWY)		d											1022				
New Milton (NWM)		d	0947										1027		1047		
Hinton Admiral (HNA)		d											1031				
Christchurch (CHR)		d	0954										1036		1054		
Pokesdown (POK)		d	0958										1039		1058		
Bournemouth (BMH)		a	1002					1013	1021				1044		1102		
Bournemouth (BMH)		d	1005	1010						1025				1105	1110		
Branksome (BSM)		d		1015						1030					1115		
Parkstone (Dorset) (PKS)		d		1018						1034					1118		
Poole (POO)	4	a	1015	1022						1037				1115	1122		
Poole (POO)	4	d	1016							1038				1116			
Hamworthy (HAM)		d	1021							1043				1121			
Holton Heath (HOL)		d	1025											1125			
Wareham (WRM)		d	1030						1050					1130			
Wool (WOO)		d	1036											1136			
Moreton (Dorset) (MTN)		d	1042											1142			
Dorchester South (DCH)		d	1050						1106					1150			
Dorchester West (DCW)		d															
Upwey (UPW)		d	1057											1157			
Weymouth (WEY)		a	1101						1117					1203			

NOTES (see introductory pages for explanation of train operator codes and standard symbols)

- a Arrival time
- d Departure time
- u Stops to pick up only
- D To Salisbury
- J From Manchester Piccadilly

London to Winchester, Fareham, Portsmouth, Southampton, Lymington, Yarmouth (IOW), Bournemouth and Weymouth

Mondays to Fridays

Operator	XC	SW	SW	GW	SW	SW	SW	SW	SW	SW	SW	SW	XC	SW	SW	SW	SW
Days of operation/Notes	K	□	□	L	□	□	□	□	□	□	□	D	J	□	□	□	□
1st Class/Reservations/Bus/Ferry	◇												◇				
Catering facilities	⚓												⚓				
London Waterloo (WAT)	15	d	0935							1005				1009			1035
Clapham Junction (CLJ)	10	d								1012u							
Woking (WOK)		d	1000											1034			1100
Farnborough (Main) (FNB)		d												1044			
Fleet (FLE)		d												1050			
Reading (RDG)	7	d	0952											1052			
Basingstoke (BSK)		d	1011							1049				1103	1111		
Micheldever (MIC)		d												1113			
Winchester (WIN)		d	1027	1033				1049	1105					1122	1127	1133	
Shawford (SHW)		d						1054									1149
Romsey (ROM)		d												1107			
Chandlers Ford (CFR)		d												1114			
Eastleigh (ESL)	3	a						1059						1120	1130		1159
Eastleigh (ESL)	3	d						1100						1121	1131		1200
Hedge End (HDE)		d												1137			
Botley (BOE)		d												1141			
Fareham (FRM)		a												1149			
Portchester (PTC)		a												1155			
Cosham (CSA)		a												1159			
Hilsea (HLS)		a												1204			
Fratton (FTN)		a												1208			
Portsmouth & Southsea (PMS)		a												1212			
Portsmouth Harbour (PMH)	⚓	a												1218			
Southampton Airport Parkwy (SOA)	↔	d	1035	1042				1105	1114					1125		1136	1142
Swaythling (SWG)		d												1127			
St Denys (SDN)		d												1130			
Southampton Central (SOU)		a	1042	1049				1112	1122					1135		1143	1149
Southampton Central (SOU)		d	1045	1051				1058	1124					1137		1145	1152
Millbrook (Hants) (MBK)		d												1140			
Redbridge (RDB)		d												1143a			
Totton (TTN)		d						1103									1201
Ashurst New Forest (ANF)		d						1108									1206
Beaulieu Road (BEU)		d															1210
Brockenhurst (BCU)	3	a		1105				1116	1138							1205	1216
Brockenhurst (BCU)	3	d		1106	1112			1117	1139	1142						1206	1212
Lymington Town (LYT)		d			1120					1150							1220
Lymington Pier (LYP)		a			1122					1152							1222
Lymington Pier (LYP)	⚓	d												1200			
Yarmouth (I.O.W.) (YMH)	⚓	a												1240			
Sway (SWY)		d						1122									1222
New Milton (NWM)		d						1127	1146								1227
Hinton Admiral (HNA)		d						1131									1231
Christchurch (CHR)		d						1136	1153								1236
Pokesdown (POK)		d						1139	1157								1239
Bournemouth (BMH)		a	1112	1120				1144	1201						1212	1220	1244
Bournemouth (BMH)		d		1124					1205	1210							1224
Branksome (BSM)		d		1129						1215							1229
Parkstone (Dorset) (PKS)		d		1132						1218							1232
Poole (POO)	4	a		1136						1215	1222						1236
Poole (POO)	4	d		1137						1216							1237
Hamworthy (HAM)		d		1142						1221							1242
Holton Heath (HOL)		d								1225							
Wareham (WRM)		d		1149						1230							1249
Wool (WOO)		d								1236							
Moreton (Dorset) (MTN)		d								1242							
Dorchester South (DCH)		d		1205						1250							1305
Dorchester West (DCW)		d						1212									
Upwey (UPW)		d						1221		1257							
Weymouth (WEY)		a		1215				1226		1303							1314

NOTES (see introductory pages for explanation of train operator codes and standard symbols)

- a Arrival time
- d Departure time
- u Stops to pick up only
- D To Salisbury
- J From Manchester Piccadilly
- K From Nottingham
- L From Gloucester

London to Winchester, Fareham, Portsmouth, Southampton, Lymington, Yarmouth (IOW), Bournemouth and Weymouth

Mondays to Fridays

Operator	SW	SW	SW	SW	SW	SW	XC	SW	SW	GW	SW	SW	SW	SW	SW	SW	SW	SW
Days of operation/Notes 1st Class/Reservations/Bus/Ferry Catering facilities	□	□	□	☐	D	□	J □◇ ⚓	□	□	L	□	□	□	□	□	☐	D	□
London Waterloo (WAT)	15 d	1105				1109		1135						1205				
Clapham Junction (CLJ)	10 d	1112u												1212u				
Woking (WOK)	d					1134		1200										
Farnborough (Main) (FNB)	d					1144												
Fleet (FLE)	d					1150												
Reading (RDG)	7 d							1152										
Basingstoke (BSK)	d	1149				1203	1211							1248				
Micheldever (MIC)	d					1213												
Winchester (WIN)	d	1205				1222	1227	1233					1253	1305				
Shawford (SHW)	d												1258					
Romsey (ROM)	d					1207												1307
Chandlers Ford (CFR)	d					1214												1314
Eastleigh (ESL)	3 a					1220	1230						1303					1320
Eastleigh (ESL)	3 d					1221	1231						1304					1321
Hedge End (HDE)	d						1237											
Botley (BOE)	d						1241											
Fareham (FRM)	a						1249											
Portchester (PTC)	a						1255											
Cosham (CSA)	a						1259											
Hilsea (HLS)	a						1304											
Fratton (FTN)	a						1308											
Portsmouth & Southsea (PMS)	a						1312											
Portsmouth Harbour (PMH)	☐ a						1318											
Southampton Airport Parkwy (SOA)	↔ d	1214				1225		1240	1244				1308	1314				1325
Swaythling (SWG)	d					1227												1327
St Denys (SDN)	d					1230												1330
Southampton Central (SOU)	a	1222				1235		1247	1252				1317	1322				1335
Southampton Central (SOU)	d	1224				1237		1249	1253				1256	1324				1337
Millbrook (Hants) (MBK)	d					1240												1340
Redbridge (RDB)	d					1243a												1343a
Totton (TTN)	d												1302					
Ashurst New Forest (ANF)	d												1306					
Beaulieu Road (BEU)	d																	
Brockenhurst (BCU)	3 a	1238						1307					1316	1338				
Brockenhurst (BCU)	3 d	1239	1242					1307	1312	1317			1317	1339	1342			
Lymington Town (LYT)	d		1250						1320						1350			
Lymington Pier (LYP)	a		1252						1322						1352			
Lymington Pier (LYP)	☐ d					1300												1400
Yarmouth (I.O.W.) (YMH)	☐ a					1340												1440
Sway (SWY)	d												1322					
New Milton (NWM)	d	1246											1327	1346				
Hinton Admiral (HNA)	d																	
Christchurch (CHR)	d	1253											1336	1353				
Pokesdown (POK)	d	1257											1339	1357				
Bournemouth (BMH)	a	1301						1315	1322				1344	1401				
Bournemouth (BMH)	d	1305	1310											1405	1410			
Branksome (BSM)	d		1315												1415			
Parkstone (Dorset) (PKS)	d		1318												1418			
Poole (POO)	4 a	1315	1322											1415	1422			
Poole (POO)	4 d	1316												1416				
Hamworthy (HAM)	d	1321												1421				
Holton Heath (HOL)	d	1325												1425				
Wareham (WRM)	d	1330												1430				
Wool (WOO)	d	1336												1436				
Moreton (Dorset) (MTN)	d	1342												1442				
Dorchester South (DCH)	d	1350												1450				
Dorchester West (DCW)	d												1412					
Upwey (UPW)	d	1357											1421	1457				
Weymouth (WEY)	a	1403						1417		1426				1503				

NOTES (see introductory pages for explanation of train operator codes and standard symbols)

- a Arrival time
- d Departure time
- u Stops to pick up only
- D To Salisbury
- J From Manchester Piccadilly
- L From Gloucester

London to Winchester, Fareham, Portsmouth, Southampton, Lymington, Yarmouth (IOW), Bournemouth and Weymouth

Mondays to Fridays

Operator Days of operation/Notes 1st Class/Reservations/Bus/Ferry Catering facilities	SW □	XC J □◇ ⚓	SW □	SW □	SW □	SN M □	SW □	SW □	SW □	SW □	SW MFO □	SW D □	SW □	XC J □◇ ⚓	SW □	SW □	GW L
London Waterloo (WAT) 15 d	1209		1235							1305				1309		1335	
Clapham Junction (CLJ) 10 d										1312u							
Woking (WOK) d	1234		1300											1334		1401	
Farnborough (Main) (FNB) d	1244													1344			
Fleet (FLE) d	1250													1350			
Reading (RDG) 7 d		1252													1352		
Basingstoke (BSK) d	1303	1311								1348				1403	1411		
Micheldever (MIC) d	1313													1413			
Winchester (WIN) d	1322	1327	1333				1349	1405						1422	1427	1433	
Shawford (SHW) d							1354										
Romsey (ROM) d														1407			
Chandlers Ford (CFR) d														1414			
Eastleigh (ESL) 3 a	1330							1359						1420	1430		
Eastleigh (ESL) 3 d	1331					1352	1400							1421	1431		
Hedge End (HDE) d	1337														1437		
Botley (BOE) d	1341														1441		
Fareham (FRM) a	1349														1449		
Portchester (PTC) a	1355														1455		
Cosham (CSA) a	1359														1459		
Hilsea (HLS) a	1404														1504		
Fratton (FTN) a	1408														1508		
Portsmouth & Southsea (PMS) a	1412														1512		
Portsmouth Harbour (PMH) a	1418														1518		
Southampton Airport Parkwy (SOA) d		1336	1342			1356	1405	1414						1425		1435	1442
Swaythling (SWG) d														1427			
St Denys (SDN) d														1430			
Southampton Central (SOU) a		1343	1350			1404	1412	1422						1435		1443	1449
Southampton Central (SOU) d		1345	1352		1356			1424						1437		1445	1451
Millbrook (Hants) (MBK) d														1440			
Redbridge (RDB) d														1443a			
Totton (TTN) d					1401												
Ashurst New Forest (ANF) d					1406												
Beaulieu Road (BEU) d					1410												
Brockenhurst (BCU) 3 a			1406		1416			1438									1504
Brockenhurst (BCU) 3 d			1407	1412	1417			1439	1442								1505
Lymington Town (LYT) d				1420					1450								1520
Lymington Pier (LYP) a				1422					1452								1522
Lymington Pier (LYP) d											1500						
Yarmouth (I.O.W.) (YMH) a											1540						
Sway (SWY) d					1422												
New Milton (NWM) d					1427			1446									
Hinton Admiral (HNA) d					1431												
Christchurch (CHR) d					1436			1453									
Pokesdown (POK) d					1439			1457									
Bournemouth (BMH) a		1412	1421		1444			1501							1512	1520	
Bournemouth (BMH) d			1425					1505	1510								1524
Branksome (BSM) d			1430						1515								1529
Parkstone (Dorset) (PKS) d			1433						1518								1532
Poole (POO) 4 a			1437					1515	1522								1536
Poole (POO) 4 d			1438					1516									1537
Hamworthy (HAM) d			1443					1521									1542
Holton Heath (HOL) d								1525									
Wareham (WRM) d			1449					1530									1549
Wool (WOO) d								1536									
Moreton (Dorset) (MTN) d								1542									
Dorchester South (DCH) d			1506					1550									1605
Dorchester West (DCW) d																	1612
Upwey (UPW) d								1557									1621
Weymouth (WEY) a			1516					1604									1626

NOTES (see introductory pages for explanation of train operator codes and standard symbols)

- a Arrival time
- d Departure time
- u Stops to pick up only
- D To Salisbury
- J From Manchester Piccadilly
- L From Gloucester
- M From Brighton
- MFO Mondays and Fridays only

London to Winchester, Fareham, Portsmouth, Southampton, Lymington, Yarmouth (IOW), Bournemouth and Weymouth

Mondays to Fridays

Operator	SW	SW	SN	SW	SW	SW	SW	SW	SW	XC	SW	SW	SW	SW	SW	SW	SW
Days of operation/Notes	□	□	□	□	□	□	□	□	□	J	□	□	□	□	□	□	□
1st Class/Reservations/Bus/Ferry	□	□	□	□	□	□	□	□	□	□	□	□	□	□	□	□	□
Catering facilities	□	□	□	□	□	□	□	□	□	□	□	□	□	□	□	□	□
London Waterloo (WAT)	15 d			1405					1409		1435					1505	
Clapham Junction (CLJ)	10 d			1412u												1512u	
Woking (WOK)	d								1434		1500						
Farnborough (Main) (FNB)	d								1444								
Fleet (FLE)	d								1450								
Reading (RDG)	7 d										1452						
Basingstoke (BSK)	d			1449					1503	1511						1549	
Micheldever (MIC)	d								1513								
Winchester (WIN)	d	1449		1505					1522	1527	1532			1549	1605		
Shawford (SHW)	d	1454												1554			
Romsey (ROM)	d								1507								
Chandlers Ford (CFR)	d								1514								
Eastleigh (ESL)	3 a	1459							1520	1530				1559			
Eastleigh (ESL)	3 d	1500	1500						1521	1531				1600			
Hedge End (HDE)	d									1537							
Botley (BOE)	d									1541							
Fareham (FRM)	a		1514							1549							
Portchester (PTC)	a									1555							
Cosham (CSA)	a		1522							1559							
Hilsea (HLS)	a									1604							
Fratton (FTN)	a									1608							
Portsmouth & Southsea (PMS)	a									1612							
Portsmouth Harbour (PMH)	a									1618							
Southampton Airport Parkwy (SOA)	d	1505		1514					1525		1536	1541		1605	1614		
Swaythling (SWG)	d								1527								
St Denys (SDN)	d								1530								
Southampton Central (SOU)	a	1515		1522					1535		1543	1548		1614	1621		
Southampton Central (SOU)	d	1456		1524					1537		1545	1551		1556	1626	1628	
Millbrook (Hants) (MBK)	d								1540								
Redbridge (RDB)	d								1543a								
Totton (TTN)	d	1501												1601			
Ashurst New Forest (ANF)	d	1506												1606			
Beaulieu Road (BEU)	d													1610			
Brockenhurst (BCU)	3 a	1516		1538							1604			1616	1639		
Brockenhurst (BCU)	3 d	1517		1539	1542						1605	1612	1626	1640	1644		
Lymington Town (LYT)	d				1550							1620			1652		
Lymington Pier (LYP)	a				1552							1622			1654		
Lymington Pier (LYP)	d							1600									
Yarmouth (I.O.W.) (YMH)	a							1640									
Sway (SWY)	d	1522												1631			
New Milton (NWM)	d	1527		1546										1636			
Hinton Admiral (HNA)	d	1531												1640			
Christchurch (CHR)	d	1536		1553										1645			
Pokesdown (POK)	d	1539		1557										1648			
Bournemouth (BMH)	a	1544		1601							1612	1620		1653	1701		
Bournemouth (BMH)	d			1605	1610									1624		1702	
Branksome (BSM)	d				1615									1629		1708	
Parkstone (Dorset) (PKS)	d				1618									1632		1711	
Poole (POO)	4 a			1615	1622									1636		1716	
Poole (POO)	4 d			1616										1637		1717	
Hamworthy (HAM)	d			1621										1642		1722	
Holton Heath (HOL)	d			1625												1726	
Wareham (WRM)	d			1630								1649				1730	
Wool (WOO)	d			1636								1655				1737	
Moreton (Dorset) (MTN)	d			1642												1743	
Dorchester South (DCH)	d			1650								1706				1751	
Dorchester West (DCW)	d																
Upwey (UPW)	d			1657												1757	
Weymouth (WEY)	a			1703								1715				1802	

NOTES (see introductory pages for explanation of train operator codes and standard symbols)

- a Arrival time
- d Departure time
- u Stops to pick up only
- D To Salisbury
- J From Manchester Piccadilly
- N From Southampton Central to Brighton

London to Winchester, Fareham, Portsmouth, Southampton, Lymington, Yarmouth (IOW), Bournemouth and Weymouth

Mondays to Fridays

Operator	SW	SW	SW	SW	XC	SW	SW	SW	GW	SW	SW	SW	SW	SW	SW	SW	SW
Days of operation/Notes	MFO		D		J				L			P					
1st Class/Reservations/Bus/Ferry Catering facilities																	
London Waterloo (WAT)		15	d			1509		1535				1512	1605				
Clapham Junction (CLJ)		10	d									1519u	1612u				
Woking (WOK)			d			1534		1600				1549					
Farnborough (Main) (FNB)			d			1544						1603					
Fleet (FLE)			d			1550						1608					
Reading (RDG)		7	d			1552											
Basingstoke (BSK)			d			1603	1611					1629	1648				
Micheldever (MIC)			d			1613											
Winchester (WIN)			d			1622	1628	1633				1639	1645	1705			
Shawford (SHW)			d									1643					
Romsey (ROM)			d			1607											
Chandlers Ford (CFR)			d			1614											
Eastleigh (ESL)		3	a			1620	1630					1649	1653				
Eastleigh (ESL)		3	d			1621	1631					1650	1654				
Hedge End (HDE)			d				1637						1701				
Botley (BOE)			d				1641						1705				
Fareham (FRM)			a				1649						1718				
Portchester (PTC)			a				1655						1724				
Cosham (CSA)			a				1659						1728				
Hilsea (HLS)			a				1704										
Fratton (FTN)			a				1708						1738				
Portsmouth & Southsea (PMS)			a				1712						1742				
Portsmouth Harbour (PMH)			a				1718						1747				
Southampton Airport Parkwy (SOA)			d			1625		1642				1654		1714			
Swaythling (SWG)			d			1627						1657					
St Denys (SDN)			d			1630						1700					
Southampton Central (SOU)			a			1635		1649				1705		1721			
Southampton Central (SOU)			d			1628	1637					1656	1713		1725	1728	
Millbrook (Hants) (MBK)			d			1640											
Redbridge (RDB)			d			1643a						1717					
Totton (TTN)			d			1634						1702	1720				1733
Ashurst New Forest (ANF)			d			1639						1707					1738
Beaulieu Road (BEU)			d									1711					
Brockenhurst (BCU)		3	a			1647		1710				1717	1731	1738			1746
Brockenhurst (BCU)		3	d			1647		1711		1714		1718	1731	1739	1744		1746
Lymington Town (LYT)			d							1722					1752		
Lymington Pier (LYP)			a							1724					1754		
Lymington Pier (LYP)		1700	d														1800
Yarmouth (I.O.W.) (YMH)		1740	a														1840
Sway (SWY)			d			1652						1722					1751
New Milton (NWM)			d			1657						1727	1738				1756
Hinton Admiral (HNA)			d			1701						1731					1800
Christchurch (CHR)			d			1706						1736	1745				1805
Pokesdown (POK)			d			1709						1740					1808
Bournemouth (BMH)			a			1713		1721	1726			1744	1752	1755			1812
Bournemouth (BMH)			d			1715						1745		1757			1814
Branksome (BSM)			d									1750		1802			1819
Parkstone (Dorset) (PKS)			d									1753		1805			1822
Poole (POO)		4	a			1724						1757		1809			1825
Poole (POO)		4	d											1810			
Hamworthy (HAM)			d											1815			
Holton Heath (HOL)			d											1819			
Wareham (WRM)			d											1824			
Wool (WOO)			d											1830			
Moreton (Dorset) (MTN)			d											1841c			
Dorchester South (DCH)			d					1809						1849			
Dorchester West (DCW)			d							1814							
Upwey (UPW)			d							1822				1855			
Weymouth (WEY)			a					1818		1827				1902			

NOTES (see introductory pages for explanation of train operator codes and standard symbols)

- a Arrival time
- d Departure time
- u Stops to pick up only
- c Arrives 5 minutes earlier
- D To Salisbury
- J From Manchester Piccadilly
- L From Gloucester
- P Also calls at Surbiton 1530, Walton-On-Thames 1537, Weybridge 1541, Brookwood 1555, Winchfield 1614 and Hook 1618
- MFO** Mondays and Fridays only

London to Winchester, Fareham, Portsmouth, Southampton, Lymington, Yarmouth (IOW), Bournemouth and Weymouth

Mondays to Fridays

Operator Days of operation/Notes 1st Class/Reservations/Bus/Ferry Catering facilities	SW D	SW D	XC J D	SW D	SW D	SW D	SW MFO D	SW D	GW L	SW Q D	SW D	SW D	SW D	SW D	SW D	XC J D
London Waterloo (WAT)	15 d	1609		1635						1612	1705				1709	
Clapham Junction (CLJ)	10 d									1619u						
Woking (WOK)	d	1634		1659u						1652					1734	
Farnborough (Main) (FNB)	d	1644								1705					1744	
Fleet (FLE)	d	1650								1710					1750	
Reading (RDG)	7 d		1652													1752
Basingstoke (BSK)	d	1703	1711	1719						1730	1746				1803	1811
Micheldever (MIC)	d	1713													1813	
Winchester (WIN)	d	1722	1727	1735						1750	1803				1822	1827
Shawford (SHW)	d									1754					1827	
Romsey (ROM)	d	1707													1807	
Chandlers Ford (CFR)	d	1714													1814	
Eastleigh (ESL)	3 a	1720	1730							1800					1820	1833
Eastleigh (ESL)	3 d	1721	1731							1801					1821	1834
Hedge End (HDE)	d		1737													1840
Botley (BOE)	d		1741													1844
Fareham (FRM)	a		1749													1852
Portchester (PTC)	a		1755													1858
Cosham (CSA)	a		1759													1902
Hilsea (HLS)	a		1804													1908
Fratton (FTN)	a		1808													1912
Portsmouth & Southsea (PMS)	a		1812													1915
Portsmouth Harbour (PMH)	a		1820													1921
Southampton Airport Parkwy (SOA)	d	1725		1736	1744					1805	1812				1825	1835
Swaythling (SWG)	d	1727								1808					1827	
St Denys (SDN)	d	1730								1811					1830	
Southampton Central (SOU)	a	1735		1743	1751					1818	1819				1835	1842
Southampton Central (SOU)	d	1737		1749	1755 1758			1758			1822 1825				1840	1845
Millbrook (Hants) (MBK)	d	1740													1843	
Redbridge (RDB)	d	1743a													1846a	
Totton (TTN)	d							1804				1831				
Ashurst New Forest (ANF)	d							1808				1835				
Beaulieu Road (BEU)	d							1813								
Brockenhurst (BCU)	3 a			1809				1819				1843				1858
Brockenhurst (BCU)	3 d			1810		1814		1819				1844	1848			1859
Lymington Town (LYT)	d					1822							1856			
Lymington Pier (LYP)	a					1824							1858			
Lymington Pier (LYP)	d						1900									
Yarmouth (I.O.W.) (YMH)	a						1940									
Sway (SWY)	d							1824				1848				
New Milton (NWM)	d							1829				1853				
Hinton Admiral (HNA)	d							1833				1857				
Christchurch (CHR)	d							1838				1902				
Pokesdown (POK)	d							1841				1906				
Bournemouth (BMH)	a		1816	1824				1845				1849 1910				1914
Bournemouth (BMH)	d			1826								1851 1911				
Branksome (BSM)	d			1831								1856 1916				
Parkstone (Dorset) (PKS)	d			1834								1859 1919				
Poole (POO)	4 a			1837								1902 1924				
Poole (POO)	4 d			1838								1903				
Hamworthy (HAM)	d			1843								1908				
Holton Heath (HOL)	d											1912				
Wareham (WRM)	d			1850								1917				
Wool (WOO)	d			1856								1923				
Moreton (Dorset) (MTN)	d											1929				
Dorchester South (DCH)	d			1907								1937				
Dorchester West (DCW)	d								1925							
Upwey (UPW)	d								1933		1944					
Weymouth (WEY)	a			1918					1938		1950					

NOTES (see introductory pages for explanation of train operator codes and standard symbols)

- a Arrival time
- d Departure time
- u Stops to pick up only
- D To Salisbury
- J From Manchester Piccadilly
- L From Gloucester
- Q Also calls at Surbiton 1630, Walton-On-Thames 1637, Weybridge 1641, Brookwood 1657, Winchfield 1716 and Hook 1720
- MFO Mondays and Fridays only

London to Winchester, Fareham, Portsmouth, Southampton, Lymington, Yarmouth (IOW), Bournemouth and Weymouth

Mondays to Fridays

Operator	SW	SW	SW	SW	GW	SW	SW	SW	SW	SW	SW	XC	SW	SW	SW	SW	SW
Days of operation/Notes 1st Class/Reservations/Bus/Ferry Catering facilities	1	1	1		L	R	1	1	1	D	1	J 1◇ ♠	1	1	1	MFO 	1
London Waterloo (WAT)	15	d	1735			1720	1805						1807		1835		
Clapham Junction (CLJ)	10	d											1814u				
Woking (WOK)		d				1745							1834				
Farnborough (Main) (FNB)		d				1758							1845				
Fleet (FLE)		d				1804							1850				
Reading (RDG)	7	d											1852				
Basingstoke (BSK)		d	1817			1824	1846						1903	1912	1917		
Micheldever (MIC)		d				1834							1913				
Winchester (WIN)		d	1833			1844	1903						1923	1927	1934		1949
Shawford (SHW)		d				1848							1928				1954
Romsey (ROM)		d											1907				
Chandlers Ford (CFR)		d											1914				
Eastleigh (ESL)	3	a				1854							1920	1933			1959
Eastleigh (ESL)	3	d				1855							1921	1934			2000
Hedge End (HDE)		d											1940				
Botley (BOE)		d											1944				
Fareham (FRM)		a											1952				
Portchester (PTC)		a											1958				
Cosham (CSA)		a											2002				
Hilsea (HLS)		a											2008				
Fratton (FTN)		a											2012				
Portsmouth & Southsea (PMS)		a											2015				
Portsmouth Harbour (PMH)		a											2022				
Southampton Airport Parkwy (SOA)	←	d	1842			1859	1911						1925	1936	1943		2004
Swaythling (SWG)		d				1902							1927				2007
St Denys (SDN)		d				1905							1930				2010
Southampton Central (SOU)		a	1849			1916	1918						1935	1944	1950		2015
Southampton Central (SOU)		d	1853	1856			1922	1925					1937	1949	1954	1956	
Millbrook (Hants) (MBK)		d											1940				
Redbridge (RDB)		d											1943a				
Totton (TTN)		d	1901												2002		
Ashurst New Forest (ANF)		d	1906												2007		
Beaulieu Road (BEU)		d															
Brockenhurst (BCU)	3	a	1914												2015		
Brockenhurst (BCU)	3	d	1915	1918											2015	2018	
Lymington Town (LYT)		d		1926									1956			2026	
Lymington Pier (LYP)		a		1928									1958			2028	
Lymington Pier (LYP)		d			2000												2100
Yarmouth (I.O.W.) (YMH)		a			2040												2140
Sway (SWY)		d	1919												2020		
New Milton (NWM)		d	1924												2025		
Hinton Admiral (HNA)		d	1928												2029		
Christchurch (CHR)		d	1933												2034		
Pokesdown (POK)		d	1937												2037		
Bournemouth (BMH)		a	1921	1941					1949	2010				2015	2021	2041	
Bournemouth (BMH)		d	1923	1942					1950	2011					2022	2043	
Branksome (BSM)		d	1928	1947					1955	2016					2027	2048	
Parkstone (Dorset) (PKS)		d	1931	1950					1958	2019					2030	2051	
Poole (POO)	4	a	1934	1955					2002	2024					2034	2056	
Poole (POO)	4	d	1935						2003						2035		
Hamworthy (HAM)		d	1940						2008						2040		
Holton Heath (HOL)		d							2012								
Wareham (WRM)		d	1947						2017						2046		
Wool (WOO)		d	1954						2023						2053		
Moreton (Dorset) (MTN)		d							2029								
Dorchester South (DCH)		d	2005						2037						2104		
Dorchester West (DCW)		d				2027											
Upwey (UPW)		d				2036			2044								
Weymouth (WEY)		a	2015			2041			2051						2115		

NOTES (see introductory pages for explanation of train operator codes and standard symbols)

- a Arrival time
- d Departure time
- u Stops to pick up only
- D To Salisbury
- J From Manchester Piccadilly
- L From Gloucester
- R Also calls at Brookwood 1751, Winchfield 1809 and Hook 1814
- MFO** Mondays and Fridays only

London to Winchester, Fareham, Portsmouth, Southampton, Lymington, Yarmouth (IOW), Bournemouth and Weymouth

Mondays to Fridays

Operator	SW	SW	SW	SW	SW	XC	SW	SW	SW	SW	SW	SW	SW	SW	GW	SW	XC	SW	
Days of operation/Notes 1st Class/Reservations/Bus/Ferry Catering facilities	□	□	□	D	□	J	□	□	□	□	□	□	□	□	H	□	J	□	
	□	□	□	□	□	□	□	□	□	□	□	□	□	□	□	□	□	□	
London Waterloo (WAT)	15 d	1905			1909		1935				2005					2009		2035	
Clapham Junction (CLJ)	10 d	1912u									2012u								
Woking (WOK)	d				1934		2000									2034		2100	
Farnborough (Main) (FNB)	d				1944											2044			
Fleet (FLE)	d				1949											2050			
Reading (RDG)	7 d					1950												2049	
Basingstoke (BSK)	d	1948			2002	2011					2049					2103	2111		
Micheldever (MIC)	d				2012											2113			
Winchester (WIN)	d	2005			2022	2027	2033				2049	2105				2122	2128	2133	
Shawford (SHW)	d				2027						2054					2127			
Romsey (ROM)	d				2007										2107				
Chandlers Ford (CFR)	d				2014										2114				
Eastleigh (ESL)	3 a				2020	2033					2059				2120		2133		
Eastleigh (ESL)	3 d				2021	2034					2103				2121		2133		
Hedge End (HDE)	d					2040											2140		
Botley (BOE)	d					2044											2144		
Fareham (FRM)	a					2052											2151		
Portchester (PTC)	a					2058											2157		
Cosham (CSA)	a					2103											2202		
Hilsea (HLS)	a					2108											2209		
Fratton (FTN)	a					2112											2213		
Portsmouth & Southsea (PMS)	a					2115											2217		
Portsmouth Harbour (PMH)	a					2119											2221		
Southampton Airport Parkwy (SOA)	4 d	2014			2025		2036	2042			2107	2114		2125				2137	2142
Swaythling (SWG)	d				2027									2127					
St Denys (SDN)	d				2030						2113			2130					
Southampton Central (SOU)	a	2021			2035		2043	2049			2118	2121		2135				2144	2149
Southampton Central (SOU)	d	2025	2028		2037		2045	2051	2056					2125		2137		2145	2151
Millbrook (Hants) (MBK)	d				2040											2140			
Redbridge (RDB)	d				2043a											2143a			
Totton (TTN)	d		2033							2101				2130					
Ashurst New Forest (ANF)	d		2038							2106									
Beaulieu Road (BEU)	d																		
Brockenhurst (BCU)	3 a	2039	2046					2104	2116					2141					2205
Brockenhurst (BCU)	3 d	2040	2046	2048				2105	2117	2118				2142	2148				2206
Lymington Town (LYT)	d			2056						2126				2156					
Lymington Pier (LYP)	a			2058						2128				2158					
Lymington Pier (LYP)	d																		
Yarmouth (I.O.W.) (YMH)	a																		
Sway (SWY)	d		2051							2122				2146					
New Milton (NWM)	d		2056							2127				2151					
Hinton Admiral (HNA)	d		2100							2131				2155					
Christchurch (CHR)	d		2105							2136				2200					
Pokesdown (POK)	d		2108							2139				2204					
Bournemouth (BMH)	a	2054	2112				2115	2120	2143					2208				2215	2220
Bournemouth (BMH)	d	2058	2114							2124									2224
Branksome (BSM)	d	2103	2119							2129									2229
Parkstone (Dorset) (PKS)	d	2106	2122							2132									2232
Poole (POO)	4 a	2109	2125							2136									2236
Poole (POO)	4 d	2110								2137									2237
Hamworthy (HAM)	d	2115								2142									2242
Holton Heath (HOL)	d																		
Wareham (WRM)	d	2122								2149									2249
Wool (WOO)	d	2129								2155									2255
Moreton (Dorset) (MTN)	d	2141e								2201									2301
Dorchester South (DCH)	d	2149								2209									2309
Dorchester West (DCW)	d														2255				
Upwey (UPW)	d	2155								2216					2303				2316
Weymouth (WEY)	a	2200								2220					2308				2320

NOTES (see introductory pages for explanation of train operator codes and standard symbols)

- a Arrival time
- d Departure time
- u Stops to pick up only
- e Arrives 4 minutes earlier
- D To Salisbury
- H From Bristol Temple Meads
- J From Manchester Piccadilly

London to Winchester, Fareham, Portsmouth, Southampton, Lymington, Yarmouth (IOW), Bournemouth and Weymouth

Mondays to Fridays

Operator	SW	SW	GW	SW	GW	SW	GW	SW	XC	SW	SW	SW	SW	SN	SW	XC	SW
Days of operation/Notes 1st Class/Reservations/Bus/Ferry Catering facilities	□	□	S	□	T	D	T	□	J □◇ ⚓	□	□	□	D	U	□	J □◇	□
London Waterloo (WAT)	15 d			2105				2109		2135		2205			2208		2235
Clapham Junction (CLJ)	10 d			2112u								2212u			2215u		
Woking (WOK)	d							2134		2200					2235		2300
Farnborough (Main) (FNB)	d							2144							2245		
Fleet (FLE)	d							2150							2251		
Reading (RDG)	7 d								2152							2249	
Basingstoke (BSK)	d			2149				2203	2211			2250			2304	2311	
Micheldever (MIC)	d							2213							2314		
Winchester (WIN)	d			2205				2222	2227	2234		2306			2323	2328	2333
Shawford (SHW)	d							2227							2328		
Romsey (ROM)	d				2155	2207								2311			
Chandlers Ford (CFR)	d					2214								2318			
Eastleigh (ESL)	3 a				2219	2221	←	2233						2324		2339	
Eastleigh (ESL)	3 d		2209		2224	2222	→	2224	2233				2324	2330	2339		
Hedge End (HDE)	d							2230	2240						2346		
Botley (BOE)	d							2234	2244						2350		
Fareham (FRM)	a							2241	2251					2344	2357		
Portchester (PTC)	a								2257						0004		
Cosham (CSA)	a								2302					2352	0008		
Hilsea (HLS)	a								2309						0013		
Fratton (FTN)	a							2256	2313						0017		
Portsmouth & Southsea (PMS)	a							2259	2317						0021		
Portsmouth Harbour (PMH)	⚓ a							2304	2322						0025		
Southampton Airport Parkwy (SOA)	← d		2213	2217		2226				2235	2243		2315	2328		2336	2342
Swaythling (SWG)	d					2228								2331			
St Denys (SDN)	d					2231								2334			
Southampton Central (SOU)	a		2221	2225		2236				2242	2250		2322	2340		2345	2349
Southampton Central (SOU)	d	2156		2222	2227		2238			2245	2252		2324	2342			2353
Millbrook (Hants) (MBK)	d					2240								2344			
Redbridge (RDB)	d					2244a								2348a			
Totton (TTN)	d	2201			2232								2329				
Ashurst New Forest (ANF)	d	2206			2237								2334				
Beaulieu Road (BEU)	d	2210															
Brockenhurst (BCU)	3 a	2216			2245					2305		2342					0006
Brockenhurst (BCU)	3 d	2217	2218		2247					2306	2316	2343					0007
Lymington Town (LYT)	d					2226											
Lymington Pier (LYP)	a					2228											
Lymington Pier (LYP)	⚓ d																
Yarmouth (I.O.W.) (YMH)	⚓ a																
Sway (SWY)	d	2222			2251							2321	2347				
New Milton (NWM)	d	2227			2256							2326	2352				
Hinton Admiral (HNA)	d	2231			2300							2330	2356				
Christchurch (CHR)	d	2236			2305							2335	0002				
Pokesdown (POK)	d	2239			2309							2338	0006				
Bournemouth (BMH)	a	2244			2313					2316	2320	2342	0010				0022
Bournemouth (BMH)	d									2324	2344						0024
Branksome (BSM)	d									2329	2349						0029
Parkstone (Dorset) (PKS)	d									2332	2352						0032
Poole (POO)	4 a									2336	2355						0036
Poole (POO)	4 d									2337							
Hamworthy (HAM)	d									2342							
Holton Heath (HOL)	d																
Wareham (WRM)	d									2349							
Wool (WOO)	d									2355							
Moreton (Dorset) (MTN)	d									0002							
Dorchester South (DCH)	d									0010							
Dorchester West (DCW)	d																
Upwey (UPW)	d									0016							
Weymouth (WEY)	a									0021							

NOTES (see introductory pages for explanation of train operator codes and standard symbols)

- a Arrival time
- d Departure time
- u Stops to pick up only
- D To Salisbury
- J From Manchester Piccadilly
- S From Portsmouth Harbour to Bristol Temple Meads
- T From Cardiff Central to Portsmouth Harbour
- U From Southampton Central to Littlehampton

London to Winchester, Fareham, Portsmouth, Southampton, Lymington, Yarmouth (IOW), Bournemouth and Weymouth

Mondays to Fridays

Operator	SW	SW	SW
Days of operation/Notes	1	1	SM V
1st Class/Reservations/Bus/Ferry	1	1	1
London Waterloo (WAT) ⇄ 15 d	2305	2335	0105
Clapham Junction (CLJ) 10 d	2312u	2344u	0115
Woking (WOK) d	2332	0004	0142
Farnborough (Main) (FNB) d		0015	0151s
Fleet (FLE) d		0020	0157s
Reading (RDG) 7 d			
Basingstoke (BSK) d	2352	0035	0209s
Micheldever (MIC) d	0002		
Winchester (WIN) d	0012	0051	0226s
Shawford (SHW) d	0017		
Romsey (ROM) d			
Chandlers Ford (CFR) d			
Eastleigh (ESL) 3 a	0022	0059	0235s
Eastleigh (ESL) 3 d	0023	0100	
Hedge End (HDE) d			
Botley (BOE) d			
Fareham (FRM) a			
Portchester (PTC) a			
Cosham (CSA) a			
Hilsea (HLS) a			
Fratton (FTN) a			
Portsmouth & Southsea (PMS) a			
Portsmouth Harbour (PMH) a			
Southampton Airport Parkway (SOA) ⇄ d	0027	0105	0239s
Swaythling (SWG) d			
St Denys (SDN) d	0031s		0244s
Southampton Central (SOU) a	0036	0112	0249
Southampton Central (SOU) d		0113	
Millbrook (Hants) (MBK) d			
Redbridge (RDB) d			
Totton (TTN) d		0119s	
Ashurst New Forest (ANF) d			
Beaulieu Road (BEU) d			
Brockenhurst (BCU) 3 a		0130s	
Brockenhurst (BCU) 3 d			
Lymington Town (LYT) d			
Lymington Pier (LYP) a			
Lymington Pier (LYP) d			
Yarmouth (I.O.W.) (YMH) a			
Sway (SWY) d			
New Milton (NWM) d		0137s	
Hinton Admiral (HNA) d			
Christchurch (CHR) d		0144s	
Pokesdown (POK) d		0148s	
Bournemouth (BMH) a		0152	
Bournemouth (BMH) d			
Branksome (BSM) d			
Parkstone (Dorset) (PKS) d			
Poole (POO) 4 a			
Poole (POO) 4 d			
Hamworthy (HAM) d			
Holton Heath (HOL) d			
Wareham (WRM) d			
Wool (WOO) d			
Moreton (Dorset) (MTN) d			
Dorchester South (DCH) d			
Dorchester West (DCW) d			
Upwey (UPW) d			
Weymouth (WEY) a			

NOTES (see introductory pages for explanation of train operator codes and standard symbols)

- a Arrival time
- d Departure time
- s Stops to set down only
- u Stops to pick up only
- V Also calls at Vauxhall 0109, Wimbledon 0120 and Surbiton 0128
- SM Saturday mornings

London to Winchester, Fareham, Portsmouth, Southampton, Lymington, Yarmouth (IOW), Bournemouth and Weymouth

Saturdays

Operator	SW	SW	SW	SW	SW	SW	SW	SW	SW	SW	SW	SW	SW	SW	SW	SW	SW	SW	SW
Days of operation/Notes	□	□	□	□	□	□	□	□	□	□	□	□	□	□	□	□	□	□	□
1st Class/Reservations/Bus/Ferry	□	□	□	□	□	□	□	□	□	□	□	□	□	□	□	□	□	□	□
London Waterloo (WAT) ⇄ 15 d														0530					
Clapham Junction (CLJ) 10 d														0537u					
Woking (WOK) d														0603					0620
Farnborough (Main) (FNB) d																			0634
Fleet (FLE) d																			0639
Reading (RDG) 7 d																			
Basingstoke (BSK) d	0510													0623					0700
Micheldever (MIC) d														0633					0710
Winchester (WIN) d	0526													0642					0719
Shawford (SHW) d																			0724
Romsey (ROM) d								0558										0707	
Chandlers Ford (CFR) d								0606										0714	
Eastleigh (ESL) 3 a	0535							0612						0650				0720	0729
Eastleigh (ESL) 3 d	0536							0613		0625	0628			0651				0721	0730
Hedge End (HDE) d											0634								0736
Botley (BOE) d											0638								0740
Fareham (FRM) a											0647								0748
Portchester (PTC) a											0653								0754
Cosham (CSA) a											0657								0759
Hilsea (HLS) a											0702								0804
Fratton (FTN) a											0706								0808
Portsmouth & Southsea (PMS) a											0710								0812
Portsmouth Harbour (PMH) a											0715								0818
Southampton Airport Parkway (SOA) ⇄ d	0540							0617		0629				0655				0725	
Swaythling (SWG) d								0619										0727	
St Denys (SDN) d	0544							0622										0730	
Southampton Central (SOU) a	0549							0631		0638				0703				0735	
Southampton Central (SOU) d					0620			0633						0705	0721			0737	
Millbrook (Hants) (MBK) d								0636										0740	
Redbridge (RDB) d								0639a										0743a	
Totton (TTN) d					0625									0710	0726				
Ashurst New Forest (ANF) d					0630										0731				
Beaulieu Road (BEU) d																			
Brockenhurst (BCU) 3 a					0638									0721	0739				
Brockenhurst (BCU) 3 d			0612	0615	0639	0642							0712	0721	0740	0742			0812
Lymington Town (LYT) d			0620			0650							0720			0750			0820
Lymington Pier (LYP) a			0622			0652							0722			0752			0822
Lymington Pier (LYP) d																	0800		
Yarmouth (I.O.W.) (YMH) a																	0840		
Sway (SWY) d			0620	0643										0726	0744				
New Milton (NWM) d			0625	0648										0731	0749				
Hinton Admiral (HNA) d			0629	0652										0735	0753				
Christchurch (CHR) d			0634	0657										0740	0758				
Pokesdown (POK) d			0637	0701										0743	0802				
Bournemouth (BMH) a			0641	0706										0747	0806				
Bournemouth (BMH) d		0611		0644	0711									0749	0811				
Branksome (BSM) d		0616		0649	0716									0754	0816				
Parkstone (Dorset) (PKS) d		0619		0652	0719									0757	0819				
Poole (POO) 4 a		0623		0655	0723									0800	0823				
Poole (POO) 4 d		0624		0657	0724									0801	0824				
Hamworthy (HAM) d		0629		0702	0729									0806	0829				
Holton Heath (HOL) d		0633		0706	0733										0833				
Wareham (WRM) d		0638		0711	0738									0813	0838				
Wool (WOO) d		0644		0717	0744									0819	0844				
Moreton (Dorset) (MTN) d		0650		0723	0750									0825	0850				
Dorchester South (DCH) d		0658		0731	0758									0833	0858				
Dorchester West (DCW) d									0812										
Upwey (UPW) d		0705		0738	0805				0820					0840	0905				
Weymouth (WEY) a		0709		0742	0809				0825					0845	0909				

NOTES (see introductory pages for explanation of train operator codes and standard symbols)

- a Arrival time
- d Departure time
- u Stops to pick up only
- A From Salisbury to Salisbury
- B From Westbury
- C Also calls at Wimbledon 0543 and Surbiton 0551
- D To Salisbury
- E Also calls at Brookwood 0626, Winchfield 0645 and Hook 0649

London to Winchester, Fareham, Portsmouth, Southampton, Lymington, Yarmouth (IOW), Bournemouth and Weymouth

Saturdays

Operator	SW	SW	SW	SW	SW	SW	XC	SW	SW	SW	GW	SW	SW	SW	SW	SW	SW
Days of operation/Notes 1st Class/Reservations/Bus/Ferry Catering facilities	□	□	□		D	F	G	□	□	□	H	□	□	□	□	D	□
London Waterloo (WAT)	15 d	0630				0642			0735					0805			0809
Clapham Junction (CLJ)	10 d	0637u				0649u								0812u			
Woking (WOK)	d	0657				0719			0800								0834
Farnborough (Main) (FNB)	d					0733											0844
Fleet (FLE)	d					0738											0850
Reading (RDG)	7 d							0752									
Basingstoke (BSK)	d	0718				0800	0811		0821					0849			0903
Micheldever (MIC)	d					0810											0913
Winchester (WIN)	d	0734				0820	0831		0838			0850		0905			0922
Shawford (SHW)	d					0824						0855					
Romsey (ROM)	d					0807											0907
Chandlers Ford (CFR)	d					0814											0914
Eastleigh (ESL)	3 a	0742				0820	0830		0847			0900					0920
Eastleigh (ESL)	3 d	0743				0821	0831		0847			0901					0921
Hedge End (HDE)	d					0837											0937
Botley (BOE)	d					0841											0941
Fareham (FRM)	a					0849											0949
Portchester (PTC)	a					0855											0955
Cosham (CSA)	a					0859											0959
Hilsea (HLS)	a					0904											1004
Fratton (FTN)	a					0908											1008
Portsmouth & Southsea (PMS)	a					0913											1013
Portsmouth Harbour (PMH)	a					0918											1018
Southampton Airport Parkwy (SOA)	d	0748				0825	0840		0851			0905	0914				0925
Swaythling (SWG)	d					0827											0927
St Denys (SDN)	d					0830											0930
Southampton Central (SOU)	a	0756				0835	0847		0858			0912	0921				0935
Southampton Central (SOU)	d	0800	0817			0837	0849		0900	0903				0924			0937
Millbrook (Hants) (MBK)	d					0840											0940
Redbridge (RDB)	d					0843a											0943a
Totton (TTN)	d	0805	0822									0909					
Ashurst New Forest (ANF)	d		0827									0913					
Beaulieu Road (BEU)	d		0831														
Brockenhurst (BCU)	3 a	0816	0837						0914	0921				0937			
Brockenhurst (BCU)	3 d	0817	0838	0842					0912	0914	0922			0938	0942		
Lymington Town (LYT)	d			0850					0920						0950		
Lymington Pier (LYP)	a			0852					0922						0952		
Lymington Pier (LYP)	d				0900											1000	
Yarmouth (I.O.W.) (YMH)	a				0940											1040	
Sway (SWY)	d	0821	0842									0926					
New Milton (NWM)	d	0826	0847									0931		0945			
Hinton Admiral (HNA)	d	0830	0851									0935					
Christchurch (CHR)	d	0835	0856									0940		0952			
Pokesdown (POK)	d	0839	0900									0944		0956			
Bournemouth (BMH)	a	0843	0905				0916		0929	0950				1000			
Bournemouth (BMH)	d	0844	0909						0930					1004	1008		
Branksome (BSM)	d	0849	0914						0935						1013		
Parkstone (Dorset) (PKS)	d	0852	0917						0938						1016		
Poole (POO)	4 a	0856	0921						0942					1013	1020		
Poole (POO)	4 d	0857	0922						0943					1014			
Hamworthy (HAM)	d	0902	0927						0948					1019			
Holton Heath (HOL)	d		0931											1023			
Wareham (WRM)	d	0909	0935						0955					1028			
Wool (WOO)	d	0915	0942											1035			
Moreton (Dorset) (MTN)	d	0921	0948											1041			
Dorchester South (DCH)	d	0929	0956						1011					1049			
Dorchester West (DCW)	d											1018					
Upwey (UPW)	d	0936	1002									1027		1055			
Weymouth (WEY)	a	0940	1008						1019			1032		1100			

NOTES (see introductory pages for explanation of train operator codes and standard symbols)

- a Arrival time
- d Departure time
- u Stops to pick up only
- D To Salisbury
- F Also calls at Surbiton 0700, Walton-On-Thames 0707, Weybridge 0711, Brookwood 0725, Winchfield 0744 and Hook 0748
- G From Birmingham New Street
- H From Cheltenham Spa

London to Winchester, Fareham, Portsmouth, Southampton, Lymington, Yarmouth (IOW), Bournemouth and Weymouth

Saturdays

Operator	XC J	SW	SW	SW	SW	SW	SW	SW	SW	SW	SW	SW	XC K	SW	SW	GW L	SW	SW	
Days of operation/Notes 1st Class/Reservations/Bus/Ferry Catering facilities	1 ◇	□	□	□	□	□	□	□	□	□	□	□	1 ◇	□	□		□	□	
London Waterloo (WAT)	15	d	0835					0905					0909				0935		
Clapham Junction (CLJ)	10	d						0912u									1000		
Woking (WOK)		d	0900										0934						
Farnborough (Main) (FNB)		d											0944						
Fleet (FLE)		d											0950						
Reading (RDG)	7	d	0852											0952					
Basingstoke (BSK)		d	0911					0948					1003	1011					
Micheldever (MIC)		d											1013						
Winchester (WIN)		d	0927	0933			0949	1005					1022	1027	1033				1049
Shawford (SHW)		d					0954												1054
Romsey (ROM)		d											1007						
Chandlers Ford (CFR)		d											1014						
Eastleigh (ESL)	3	a					0959						1020	1030					1059
Eastleigh (ESL)	3	d					1000						1021	1031					1100
Hedge End (HDE)		d											1037						
Botley (BOE)		d											1041						
Fareham (FRM)		a											1049						
Portchester (PTC)		a											1055						
Cosham (CSA)		a											1059						
Hilsea (HLS)		a											1104						
Fratton (FTN)		a											1108						
Portsmouth & Southsea (PMS)		a											1113						
Portsmouth Harbour (PMH)		a											1118						
Southampton Airport Parkwy (SOA)		d	0936	0942			1005	1014					1025		1036	1042			1105
Swaythling (SWG)		d											1027						
St Denys (SDN)		d											1030						
Southampton Central (SOU)		a	0943	0949			1012	1021					1035		1043	1050			1112
Southampton Central (SOU)		d	0945	0951		0956		1024					1037		1044	1051			1056
Millbrook (Hants) (MBK)		d											1040						
Redbridge (RDB)		d											1043a						
Totton (TTN)		d				1001													1101
Ashurst New Forest (ANF)		d				1006													1106
Beaulieu Road (BEU)		d				1010													
Brockenhurst (BCU)	3	a	0958	1005		1016		1037							1105				1116
Brockenhurst (BCU)	3	d	0959	1006	1012	1017		1038	1042						1106	1112			1117
Lymington Town (LYT)		d			1020				1050							1120			
Lymington Pier (LYP)		a			1022				1052							1122			
Lymington Pier (LYP)		d								1100									
Yarmouth (I.O.W.) (YMH)		a								1140									
Sway (SWY)		d				1022													1122
New Milton (NWM)		d				1027		1045											1127
Hinton Admiral (HNA)		d				1031													1131
Christchurch (CHR)		d				1036		1052											1136
Pokesdown (POK)		d				1039		1056											1139
Bournemouth (BMH)		a	1013	1020		1044		1100						1111	1120				1144
Bournemouth (BMH)		d		1024				1104	1108										1124
Branksome (BSM)		d		1029					1113										1129
Parkstone (Dorset) (PKS)		d		1032					1116										1132
Poole (POO)	4	a		1036				1113	1120										1136
Poole (POO)	4	d		1037				1114											1137
Hamworthy (HAM)		d		1042				1119											1142
Holton Heath (HOL)		d						1123											
Wareham (WRM)		d		1049				1128							1149				
Wool (WOO)		d						1135											
Moreton (Dorset) (MTN)		d						1141											
Dorchester South (DCH)		d		1105				1149							1205				
Dorchester West (DCW)		d																	1212
Upwey (UPW)		d						1155											1221
Weymouth (WEY)		a		1113				1200							1213				1226

NOTES (see introductory pages for explanation of train operator codes and standard symbols)

- a Arrival time
- d Departure time
- u Stops to pick up only
- D To Salisbury
- J From Manchester Piccadilly
- K From Nottingham
- L From Gloucester

London to Winchester, Fareham, Portsmouth, Southampton, Lymington, Yarmouth (IOW), Bournemouth and Weymouth

Saturdays

Operator	SW	SW	SW	SW	SW	SW	XC	SW	SW	SW	SW	SW	SW	SW	SW	SW	SW	XC
Days of operation/Notes	□	□	□	☞	D	□	J	□	□	□	□	□	□	□	□	☞	D	□
1st Class/Reservations/Bus/Ferry	□	□	□	☞	□	□	□	□	□	□	□	□	□	□	□	☞	□	□
Catering facilities	□	□	□	☞	□	□	☞	□	□	□	□	□	□	□	□	☞	□	☞
London Waterloo (WAT) ☞ 15 d	1005					1009		1035					1105					1109
Clapham Junction (CLJ) 10 d	1012u												1112u					
Woking (WOK) d						1034		1100										1134
Farnborough (Main) (FNB) d						1044												1144
Fleet (FLE) d						1050												1150
Reading (RDG) 7 d							1052											1152
Basingstoke (BSK) d	1048					1103	1111						1148					1203
Micheldever (MIC) d						1113												1213
Winchester (WIN) d	1105					1122	1127	1133				1149	1205					1222
Shawford (SHW) d												1154						1227
Romsey (ROM) d						1107												1207
Chandlers Ford (CFR) d						1114												1214
Eastleigh (ESL) 3 a						1120	1130					1159						1220
Eastleigh (ESL) 3 d						1121	1131					1200						1221
Hedge End (HDE) d							1137											1237
Botley (BOE) d							1141											1241
Fareham (FRM) a							1149											1249
Portchester (PTC) a							1155											1255
Cosham (CSA) a							1159											1259
Hilsea (HLS) a							1204											1304
Fratton (FTN) a							1208											1308
Portsmouth & Southsea (PMS) a							1213											1313
Portsmouth Harbour (PMH) ☞ a							1218											1318
Southampton Airport Parkwy (SOA) ☞ d	1114					1125		1136	1142			1205	1214					1225
Swaythling (SWG) d						1127												1227
St Denys (SDN) d						1130												1231
Southampton Central (SOU) a	1121					1135		1143	1149			1212	1221					1236
Southampton Central (SOU) d	1124					1137		1144	1151			1156	1224					1238
Millbrook (Hants) (MBK) d						1140												1240
Redbridge (RDB) d						1143a												1244a
Totton (TTN) d												1201						
Ashurst New Forest (ANF) d												1206						
Beaulieu Road (BEU) d												1210						
Brockenhurst (BCU) 3 a	1137							1205				1216	1237					
Brockenhurst (BCU) 3 d	1138	1142						1206	1212	1217		1238	1242					
Lymington Town (LYT) d		1150							1220				1250					
Lymington Pier (LYP) a		1152							1222				1252					
Lymington Pier (LYP) ☞ d					1200										1300			
Yarmouth (I.O.W.) (YMH) ☞ a					1240										1340			
Sway (SWY) d												1222						
New Milton (NWM) d	1145											1227	1245					
Hinton Admiral (HNA) d												1231						
Christchurch (CHR) d	1152											1236	1252					
Pokesdown (POK) d	1156											1239	1256					
Bournemouth (BMH) a	1200						1211	1220				1244	1300					1312
Bournemouth (BMH) d	1204	1208											1304	1308				
Branksome (BSM) d		1213												1313				
Parkstone (Dorset) (PKS) d		1216												1316				
Poole (POO) 4 a	1213	1220											1313	1320				
Poole (POO) 4 d	1214												1314					
Hamworthy (HAM) d	1219												1319					
Holton Heath (HOL) d	1223												1323					
Wareham (WRM) d	1228							1249					1328					
Wool (WOO) d	1235												1335					
Moreton (Dorset) (MTN) d	1241												1341					
Dorchester South (DCH) d	1249							1305					1349					
Dorchester West (DCW) d																		
Upwey (UPW) d	1255												1355					
Weymouth (WEY) a	1300							1313					1400					

NOTES (see introductory pages for explanation of train operator codes and standard symbols)

- a Arrival time
- d Departure time
- u Stops to pick up only
- D To Salisbury
- J From Manchester Piccadilly

London to Winchester, Fareham, Portsmouth, Southampton, Lymington, Yarmouth (IOW), Bournemouth and Weymouth

Saturdays

Operator	SW	SW	GW	SW	SW	SW	SW	SW	SW	SW	SW	XC	SW	SW	SW	SW	SW	SW
Days of operation/Notes 1st Class/Reservations/Bus/Ferry Catering facilities	□	□	L	□	□	□	□	□	□	□	D	J	□	□	□	□	□	□
London Waterloo (WAT)	16	d						1205					1209					1305
Clapham Junction (CLJ)	10	d						1212u										1312u
Woking (WOK)		d											1234		1304			
Farnborough (Main) (FNB)		d											1244					
Fleet (FLE)		d											1250					
Reading (RDG)	7	d												1252				
Basingstoke (BSK)		d						1248					1303	1311				1349
Micheldever (MIC)		d											1313					
Winchester (WIN)		d	1233				1249	1305					1322	1327	1336			1349
Shawford (SHW)		d					1254											1405
Romsey (ROM)		d											1307					
Chandlers Ford (CFR)		d											1314					
Eastleigh (ESL)	3	a					1259						1320	1330				1359
Eastleigh (ESL)	3	d					1300						1321	1331				1400
Hedge End (HDE)		d												1337				
Botley (BOE)		d												1341				
Fareham (FRM)		a												1349				
Portchester (PTC)		a												1355				
Cosham (CSA)		a												1359				
Hilsea (HLS)		a												1404				
Fratton (FTN)		a												1408				
Portsmouth & Southsea (PMS)		a												1413				
Portsmouth Harbour (PMH)		a												1418				
Southampton Airport Parkwy (SOA)		d	1242				1305	1314					1325	1336	1345			1405
Swaythling (SWG)		d											1327					1414
St Denys (SDN)		d											1330					
Southampton Central (SOU)		a	1249				1312	1321					1335	1343	1352			1412
Southampton Central (SOU)		d	1251			1256		1324					1337	1345	1353		1356	1424
Millbrook (Hants) (MBK)		d											1340					
Redbridge (RDB)		d											1343a					
Totton (TTN)		d				1301												1401
Ashurst New Forest (ANF)		d				1306												1406
Beaulieu Road (BEU)		d																1410
Brockenhurst (BCU)	3	a	1305			1316		1337						1407		1416		1437
Brockenhurst (BCU)	3	d	1306	1312		1317		1338	1342					1408	1412	1417		1438
Lymington Town (LYT)		d							1350						1420			
Lymington Pier (LYP)		a							1352						1422			
Lymington Pier (LYP)		d								1400								
Yarmouth (I.O.W.) (YMH)		a								1440								
Sway (SWY)		d				1322												1422
New Milton (NWM)		d				1327		1345										1427
Hinton Admiral (HNA)		d				1331												1431
Christchurch (CHR)		d				1336		1352										1436
Pokesdown (POK)		d				1339		1356										1439
Bournemouth (BMH)		a	1320			1344		1400					1412	1422		1444		1500
Bournemouth (BMH)		d	1324					1404	1408									1504
Branksome (BSM)		d	1329						1413									1513
Parkstone (Dorset) (PKS)		d	1332						1416									1516
Poole (POO)	4	a	1336					1413	1420									1513
Poole (POO)	4	d	1337					1414										1520
Hamworthy (HAM)		d	1342					1419										1514
Holton Heath (HOL)		d						1423										1519
Wareham (WRM)		d	1349					1428						1450				1523
Wool (WOO)		d						1435										1528
Moreton (Dorset) (MTN)		d						1441										1535
Dorchester South (DCH)		d	1405					1449						1506				1541
Dorchester West (DCW)		d				1412												1549
Upwey (UPW)		d				1421		1455										1555
Weymouth (WEY)		a	1413			1426		1500						1515				1600

NOTES (see introductory pages for explanation of train operator codes and standard symbols)

- a Arrival time
- d Departure time
- u Stops to pick up only
- D To Salisbury
- J From Manchester Piccadilly
- L From Gloucester

London to Winchester, Fareham, Portsmouth, Southampton, Lymington, Yarmouth (IOW), Bournemouth and Weymouth

Saturdays

Operator	SW	SW	SW	SW	XC	SW	SW	GW	SW	SW	SW	SW	SW	SW	SW	SW	XC	SW
Days of operation/Notes 1st Class/Reservations/Bus/Ferry Catering facilities	□	☞	D	□	J □◇ ⚓	□	□	L	□	□	□	□	□	☞	D	□	J □◇ ⚓	□
London Waterloo (WAT) ☞ 15 d				1309		1335							1405					1435
Clapham Junction (CLJ) 10 d													1412u					
Woking (WOK) d				1334		1400												1500
Farnborough (Main) (FNB) d				1344														1444
Fleet (FLE) d				1350														1450
Reading (RDG) 7 d					1352													1452
Basingstoke (BSK) d				1403	1411								1448					1503
Micheldever (MIC) d				1413														1513
Winchester (WIN) d				1422	1427	1433						1449	1505					1522
Shawford (SHW) d												1454						1527
Romsey (ROM) d				1407														1533
Chandlers Ford (CFR) d				1414														1537
Eastleigh (ESL) 3 a				1420	1430								1459					1541
Eastleigh (ESL) 3 d				1421	1431								1500					1545
Hedge End (HDE) d					1437													1549
Botley (BOE) d					1441													1555
Fareham (FRM) a					1449													1559
Portchester (PTC) a					1455													1604
Cosham (CSA) a					1459													1608
Hilsea (HLS) a					1504													1613
Fratton (FTN) a					1508													1618
Portsmouth & Southsea (PMS) a					1513													1618
Portsmouth Harbour (PMH) ☞ a					1518													1618
Southampton Airport Parkwy (SOA) ↔ d				1425		1436	1442						1505	1514				1542
Swaythling (SWG) d				1427														1542
St Denys (SDN) d				1430														1549
Southampton Central (SOU) a				1435		1443	1449						1512	1521				1551
Southampton Central (SOU) d				1437		1445	1451					1456		1524				1551
Millbrook (Hants) (MBK) d				1440														1551
Redbridge (RDB) d				1443a														1551
Totton (TTN) d												1501						1551
Ashurst New Forest (ANF) d												1506						1551
Beaulieu Road (BEU) d																		1551
Brockenhurst (BCU) 3 a							1505					1516		1537				1605
Brockenhurst (BCU) 3 d	1442						1506	1512			1517			1538	1542			1605
Lymington Town (LYT) d	1450							1520							1550			1605
Lymington Pier (LYP) a	1452							1522							1552			1605
Lymington Pier (LYP) ☞ d		1500														1600		1605
Yarmouth (I.O.W.) (YMH) ☞ a		1540														1640		1605
Sway (SWY) d												1522						1605
New Milton (NWM) d												1527		1545				1605
Hinton Admiral (HNA) d												1531						1605
Christchurch (CHR) d												1536		1552				1605
Pokesdown (POK) d												1539		1556				1605
Bournemouth (BMH) a					1512	1520						1544		1600				1620
Bournemouth (BMH) d						1524							1604	1608				1620
Branksome (BSM) d						1529								1613				1620
Parkstone (Dorset) (PKS) d						1532								1616				1620
Poole (POO) 4 a						1536								1613	1620			1620
Poole (POO) 4 d						1537								1614				1620
Hamworthy (HAM) d						1542								1619				1620
Holton Heath (HOL) d														1623				1620
Wareham (WRM) d							1549							1628				1620
Wool (WOO) d														1635				1620
Moreton (Dorset) (MTN) d														1641				1620
Dorchester South (DCH) d							1605							1649				1620
Dorchester West (DCW) d											1612							1620
Upwey (UPW) d														1655				1620
Weymouth (WEY) a						1613								1700				1620

NOTES (see introductory pages for explanation of train operator codes and standard symbols)

- a Arrival time
- d Departure time
- u Stops to pick up only
- D To Salisbury
- J From Manchester Piccadilly
- L From Gloucester

London to Winchester, Fareham, Portsmouth, Southampton, Lymington, Yarmouth (IOW), Bournemouth and Weymouth

Saturdays

Operator	SW	SW	SW	SW	SW	SW	SW	XC	SW	SW	SW	GW	SW	SW	SW	SW	SW	SW	SW
Days of operation/Notes 1st Class/Reservations/Bus/Ferry Catering facilities	□	□	□	□	□	D	□	J □◇ ⚓	□	□	□	L	□	□	□	□	□	□	□
London Waterloo (WAT)	15	d			1505		1509				1535						1605		
Clapham Junction (CLJ)	10	d			1512u												1612u		
Woking (WOK)		d					1534			1600									
Farnborough (Main) (FNB)		d					1544												
Fleet (FLE)		d					1550												
Reading (RDG)	7	d						1552											
Basingstoke (BSK)		d			1548		1603	1611									1648		
Micheldever (MIC)		d					1613												
Winchester (WIN)		d		1549	1605		1622	1627		1633					1649	1705			
Shawford (SHW)		d		1554											1654				
Romsey (ROM)		d					1607												1707
Chandlers Ford (CFR)		d					1614												1714
Eastleigh (ESL)	3	a		1559			1620	1630							1659				1720
Eastleigh (ESL)	3	d		1600			1621	1631							1700				1721
Hedge End (HDE)		d						1637											
Botley (BOE)		d						1641											
Fareham (FRM)		a						1649											
Portchester (PTC)		a						1655											
Cosham (CSA)		a						1659											
Hilsea (HLS)		a						1704											
Fratton (FTN)		a						1708											
Portsmouth & Southsea (PMS)		a						1713											
Portsmouth Harbour (PMH)		a						1718											
Southampton Airport Parkwy (SOA)		d		1605	1614	1625		1636		1642					1705	1714			1725
Swaythling (SWG)		d				1627													1727
St Denys (SDN)		d				1630													1730
Southampton Central (SOU)		a		1612	1621	1635		1643		1649					1712	1721			1735
Southampton Central (SOU)		d		1556		1624	1637		1645	1651				1656		1724			1737
Millbrook (Hants) (MBK)		d					1640												1740
Redbridge (RDB)		d					1643a												1743a
Totton (TTN)		d		1601										1701					
Ashurst New Forest (ANF)		d		1606										1706					
Beaulieu Road (BEU)		d		1610															
Brockenhurst (BCU)	3	a		1616		1637				1705				1716		1737			
Brockenhurst (BCU)	3	d	1612	1617		1638			1642	1706	1712		1717		1738	1742			
Lymington Town (LYT)		d	1620						1650		1720					1750			
Lymington Pier (LYP)		a	1622						1652		1722					1752			
Lymington Pier (LYP)		d																	1800
Yarmouth (I.O.W.) (YMH)		a																	1840
Sway (SWY)		d		1622										1722					
New Milton (NWM)		d		1627		1645								1727		1745			
Hinton Admiral (HNA)		d		1631										1731					
Christchurch (CHR)		d		1636		1652								1736		1752			
Pokesdown (POK)		d		1639		1656								1739		1756			
Bournemouth (BMH)		a		1644		1700		1715		1720				1744		1800			
Bournemouth (BMH)		d			1704	1708					1724					1804			
Branksome (BSM)		d				1713					1729								
Parkstone (Dorset) (PKS)		d				1716					1732								
Poole (POO)	4	a			1713	1720					1736					1813			
Poole (POO)	4	d			1714						1737					1814			
Hamworthy (HAM)		d			1719						1742					1819			
Holton Heath (HOL)		d			1723											1823			
Wareham (WRM)		d			1728					1749						1828			
Wool (WOO)		d			1735											1835			
Moreton (Dorset) (MTN)		d			1741											1841			
Dorchester South (DCH)		d			1749					1805						1849			
Dorchester West (DCW)		d										1812							
Upwey (UPW)		d			1755								1821			1855			
Weymouth (WEY)		a			1800					1816			1826			1900			

NOTES (see introductory pages for explanation of train operator codes and standard symbols)

- a Arrival time
- d Departure time
- u Stops to pick up only
- D To Salisbury
- J From Manchester Piccadilly
- L From Gloucester

London to Winchester, Fareham, Portsmouth, Southampton, Lymington, Yarmouth (IOW), Bournemouth and Weymouth

Saturdays

Operator	SW	SW	XC	SW	SW	GW	SW	SW	SW	SW	SW	SW	XC	SW	SW	SW	GW	SW
Days of operation/Notes 1st Class/Reservations/Bus/Ferry Catering facilities	□	□	J □◇ ⚓	□	□	L	□	□	□	□	D	□	□◇ ⚓	□	□	□	L	□
London Waterloo (WAT)	d	1609		1635					1705		1709				1735			
Clapham Junction (CLJ)	d								1712u									
Woking (WOK)	d	1634		1700											1800			
Farnborough (Main) (FNB)	d	1644																
Fleet (FLE)	d	1650																
Reading (RDG)	d		1652											1752				
Basingstoke (BSK)	d	1703	1711						1748				1803	1811				
Micheldever (MIC)	d	1713											1813					
Winchester (WIN)	d	1722	1727	1733				1749	1805				1822	1827	1833			
Shawford (SHW)	d							1754										
Romsey (ROM)	d											1807						
Chandlers Ford (CFR)	d											1814						
Eastleigh (ESL)	a	1730						1759				1820	1830					
Eastleigh (ESL)	d	1731						1800				1821	1831					
Hedge End (HDE)	d	1737											1837					
Botley (BOE)	d	1741											1841					
Fareham (FRM)	a	1749											1849					
Portchester (PTC)	a	1755											1855					
Cosham (CSA)	a	1759											1859					
Hilsea (HLS)	a	1804											1904					
Fratton (FTN)	a	1808											1908					
Portsmouth & Southsea (PMS)	a	1813											1913					
Portsmouth Harbour (PMH)	a	1818											1918					
Southampton Airport Parkwy (SOA)	d		1735	1742				1805	1814	1825			1835		1842			
Swaythling (SWG)	d									1827								
St Denys (SDN)	d									1830								
Southampton Central (SOU)	a		1742	1749				1812	1821	1835			1842		1849			
Southampton Central (SOU)	d		1745	1751			1756		1824	1837			1845		1851			1856
Millbrook (Hants) (MBK)	d									1840								
Redbridge (RDB)	d									1843a								
Totton (TTN)	d						1801											1901
Ashurst New Forest (ANF)	d						1806											1906
Beaulieu Road (BEU)	d						1810											
Brockenhurst (BCU)	a		1805				1816		1837						1905			1916
Brockenhurst (BCU)	d		1806	1812			1817		1838					1842	1906	1912		1917
Lymington Town (LYT)	d			1820										1850		1920		
Lymington Pier (LYP)	a			1822										1852		1922		
Lymington Pier (LYP)	d																	
Yarmouth (I.O.W.) (YMH)	a																	
Sway (SWY)	d						1822											1922
New Milton (NWM)	d						1827		1845									1927
Hinton Admiral (HNA)	d						1831											1931
Christchurch (CHR)	d						1836		1852									1936
Pokesdown (POK)	d						1839		1856									1939
Bournemouth (BMH)	a		1812	1820			1844		1900				1912		1920			1944
Bournemouth (BMH)	d		1808	1824					1904 1908						1924			
Branksome (BSM)	d		1813	1829					1913						1929			
Parkstone (Dorset) (PKS)	d		1816	1832					1916						1932			
Poole (POO)	a		1820	1836					1913 1920						1936			
Poole (POO)	d			1837					1914						1937			
Hamworthy (HAM)	d			1842					1919						1942			
Holton Heath (HOL)	d								1923									
Wareham (WRM)	d			1849					1928						1949			
Wool (WOO)	d								1935									
Moreton (Dorset) (MTN)	d								1941									
Dorchester South (DCH)	d			1905					1949						2005			
Dorchester West (DCW)	d						1923											2010
Upwey (UPW)	d						1931		1955									2019
Weymouth (WEY)	a			1913			1936		2000						2015			2025

NOTES (see introductory pages for explanation of train operator codes and standard symbols)

- a Arrival time
- d Departure time
- u Stops to pick up only
- D To Salisbury
- J From Manchester Piccadilly
- L From Gloucester

London to Winchester, Fareham, Portsmouth, Southampton, Lymington, Yarmouth (IOW), Bournemouth and Weymouth

Saturdays

Operator	SW	SW	SW	SW	SW	SW	SW	XC	SW	SW	SW	SW	SW	SW	SW	SW	XC
Days of operation/Notes 1st Class/Reservations/Bus/Ferry Catering facilities	□	□	□	□	☞	D	□	□◇ ⚓	□	□	□	□	□	□	□	D	□◇ ⚓
London Waterloo (WAT)	d	1805					1809		1835					1905			1909
Clapham Junction (CLJ)	d	1812u												1912u			
Woking (WOK)	d						1834		1900								1934
Farnborough (Main) (FNB)	d						1844										1944
Fleet (FLE)	d						1850										1950
Reading (RDG)	d							1852									1952
Basingstoke (BSK)	d	1848					1903	1911						1948			2003
Micheldever (MIC)	d						1913										2013
Winchester (WIN)	d	1849	1905				1922	1927	1933				1949	2005			2022
Shawford (SHW)	d	1854											1954				2027
Romsey (ROM)	d						1907									2007	
Chandlers Ford (CFR)	d						1914									2014	
Eastleigh (ESL)	a	1859					1920	1930					1959			2020	2030
Eastleigh (ESL)	d	1900					1921	1931					2000			2021	2031
Hedge End (HDE)	d						1937	1937									2037
Botley (BOE)	d						1941	1941									2041
Fareham (FRM)	a						1949	1949									2049
Portchester (PTC)	a						1955	1955									2055
Cosham (CSA)	a						1959	1959									2059
Hilsea (HLS)	a						2004	2004									2104
Fratton (FTN)	a						2008	2008									2108
Portsmouth & Southsea (PMS)	a						2013	2013									2113
Portsmouth Harbour (PMH)	a						2018	2018									2118
Southampton Airport Parkwy (SOA)	d	1905	1914				1925	1935	1942				2005	2014		2025	2035
Swaythling (SWG)	d						1927									2027	
St Denys (SDN)	d						1930									2030	
Southampton Central (SOU)	a	1912	1921				1935	1942	1949				2012	2021		2035	2042
Southampton Central (SOU)	d		1924				1937	1945	1951		1956			2024		2037	2045
Millbrook (Hants) (MBK)	d						1940									2040	
Redbridge (RDB)	d						1943a									2043a	
Totton (TTN)	d												2001				
Ashurst New Forest (ANF)	d												2006				
Beaulieu Road (BEU)	d												2010				
Brockenhurst (BCU)	a		1937					1958	2005				2016		2037		
Brockenhurst (BCU)	d		1938	1942				1959	2006	2012	2017			2038	2042		
Lymington Town (LYT)	d			1950						2020					2050		
Lymington Pier (LYP)	a			1952						2022					2052		
Lymington Pier (LYP)	d				2000												
Yarmouth (I.O.W.) (YMH)	a				2040												
Sway (SWY)	d												2022				
New Milton (NWM)	d		1945										2027		2045		
Hinton Admiral (HNA)	d												2031				
Christchurch (CHR)	d		1952										2036		2052		
Pokesdown (POK)	d		1956										2039		2056		
Bournemouth (BMH)	a		2000					2013	2020				2044		2100		2112
Bournemouth (BMH)	d		2004	2008										2104	2108		
Branksome (BSM)	d			2013											2113		
Parkstone (Dorset) (PKS)	d			2016											2116		
Poole (POO)	a		2013	2020										2114	2120		
Poole (POO)	d		2014											2115			
Hamworthy (HAM)	d		2019											2120			
Holton Heath (HOL)	d		2023														
Wareham (WRM)	d		2028						2049						2127		
Wool (WOO)	d		2035												2133		
Moreton (Dorset) (MTN)	d		2041												2143c		
Dorchester South (DCH)	d		2049						2105						2151		
Dorchester West (DCW)	d																
Upwey (UPW)	d		2056												2158		
Weymouth (WEY)	a		2103						2113						2202		

NOTES (see introductory pages for explanation of train operator codes and standard symbols)

- a Arrival time
- d Departure time
- u Stops to pick up only
- c Arrives 4 minutes earlier
- D To Salisbury
- J From Manchester Piccadilly

London to Winchester, Fareham, Portsmouth, Southampton, Lymington, Yarmouth (IOW), Bournemouth and Weymouth

Saturdays

Operator	SW	SW	SW	SW	SW	SW	SW	GW	SW	XC	SW	SW	SW	GW	SW	SW	SW	XC
Days of operation/Notes 1st Class/Reservations/Bus/Ferry Catering facilities	□	□	□	□	□	□	D □	M	□	J □◇ ⚓	□	□	□	N	□	D □	□	J □◇ ⚓
London Waterloo (WAT)	1935				2005				2009		2035				2105		2109	
Clapham Junction (CLJ)	d				2012u										2112u			
Woking (WOK)	d	2000							2034		2100						2134	
Farnborough (Main) (FNB)	d								2044								2144	
Fleet (FLE)	d								2050								2150	
Reading (RDG)	d									2052								2152
Basingstoke (BSK)	d				2049				2103	2111					2148		2203	2211
Micheldever (MIC)	d								2113								2213	
Winchester (WIN)	d	2033			2049	2105			2122	2127	2133			2149	2205		2222	2227
Shawford (SHW)	d				2054									2154				
Romsey (ROM)	d																2207	
Chandlers Ford (CFR)	d																2214	
Eastleigh (ESL)	a				2059				2120		2130				2159		2220	2230
Eastleigh (ESL)	d				2100				2121		2131				2200	2205	2221	2231
Hedge End (HDE)	d										2137						2237	
Botley (BOE)	d										2141						2241	
Fareham (FRM)	a										2149						2249	
Portchester (PTC)	a										2155						2255	
Cosham (CSA)	a										2159						2259	
Hilsea (HLS)	a										2204						2304	
Fratton (FTN)	a										2208						2308	
Portsmouth & Southsea (PMS)	a										2213						2312	
Portsmouth Harbour (PMH)	a										2218						2316	
Southampton Airport Parkwy (SOA)	d	2042			2105	2114					2136	2142			2205	2209	2214	2225
Swaythling (SWG)	d																	2227
St Denys (SDN)	d																	2230
Southampton Central (SOU)	a	2049			2112	2121					2143	2149			2212	2218	2225	2235
Southampton Central (SOU)	d	2051			2056	2124					2145	2151					2229	2237
Millbrook (Hants) (MBK)	d										2140						2240	
Redbridge (RDB)	d										2143a						2243a	
Totton (TTN)	d				2101	2129											2234	
Ashurst New Forest (ANF)	d				2106	2134											2239	
Beaulieu Road (BEU)	d																	
Brockenhurst (BCU)	a	2104			2116	2142						2204					2247	
Brockenhurst (BCU)	d	2105	2112	2117		2143	2148					2205	2218				2248	
Lymington Town (LYT)	d		2120				2156						2226					
Lymington Pier (LYP)	a		2122				2158						2228					
Lymington Pier (LYP)	d																	
Yarmouth (I.O.W.) (YMH)	a																	
Sway (SWY)	d				2122	2148											2253	
New Milton (NWM)	d				2127	2153											2258	
Hinton Admiral (HNA)	d				2131	2157											2302	
Christchurch (CHR)	d				2136	2202											2307	
Pokesdown (POK)	d				2139	2206											2311	
Bournemouth (BMH)	a	2120			2144	2210					2215	2220					2315	2319
Bournemouth (BMH)	d	2124				2212						2224					2317	
Branksome (BSM)	d	2129				2217						2229					2322	
Parkstone (Dorset) (PKS)	d	2132				2221						2232					2326	
Poole (POO)	a	2136				2226						2236					2330	
Poole (POO)	d	2137										2237						
Hamworthy (HAM)	d	2142										2242						
Holton Heath (HOL)	d																	
Wareham (WRM)	d	2149										2249						
Wool (WOO)	d	2155										2255						
Moreton (Dorset) (MTN)	d	2201										2301						
Dorchester South (DCH)	d	2209										2309						
Dorchester West (DCW)	d								2251									
Upwey (UPW)	d	2216							2259			2316						
Weymouth (WEY)	a	2220							2305			2320						

NOTES (see introductory pages for explanation of train operator codes and standard symbols)

- a Arrival time
- d Departure time
- u Stops to pick up only
- D To Salisbury
- J From Manchester Piccadilly
- M From Bristol Temple Meads
- N To Westbury

London to Winchester, Fareham, Portsmouth, Southampton, Lymington, Yarmouth (IOW), Bournemouth and Weymouth

Saturdays

Operator	SW	SW	SW	SW	XC	SW	SW	SW	SW	SW	SW	SW		
Days of operation/Notes			D		J			SUM		P		Q		
1st Class/Reservations/Bus/Ferry	1	1	1	1	◇	1	1	1	1	1	1	1		
London Waterloo (WAT)	16 d	2135	2205			2209			2235	2305		2335	0010	0105
Clapham Junction (CLJ)	10 d		2212u							2312u		2342u	0017u	0115
Woking (WOK)	d	2200				2234			2300	2332			0003	0040
Farnborough (Main) (FNB)	d					2244							0014	0158s
Fleet (FLE)	d					2250							0020	0204s
Reading (RDG)	7 d						2252							
Basingstoke (BSK)	d		2250			2303	2311			2352			0035	0100
Micheldever (MIC)	d					2313				0002				0216s
Winchester (WIN)	d	2233	2307			2322	2327	2333		0011			0051	0116
Shawford (SHW)	d					2327				0016				0233s
Romsey (ROM)	d													
Chandlers Ford (CFR)	d					2311								
Eastleigh (ESL)	3 a					2318								
Eastleigh (ESL)	3 d					2324	2333			0022			0059	0124
Eastleigh (ESL)	3 d					2324	2334			0022	0030	0100	0125	
Hedge End (HDE)	d					2340					0036s			
Botley (BOE)	d					2344					0040s			
Fareham (FRM)	a					2352					0048s			
Portchester (PTC)	a					2358					0054s			
Cosham (CSA)	a					0002					0058s			
Hilsea (HLS)	a					0008								
Fratton (FTN)	a					0012					0106s			
Portsmouth & Southsea (PMS)	a					0015					0109			
Portsmouth Harbour (PMH)	⚓ a					0019								
Southampton Airport Parkwy (SOA)	↔ d	2242	2315	2328			2335	2342	0026				0105	0129
Swaythling (SWG)	d			2331										0246s
St Denys (SDN)	d			2334					0030s					0251s
Southampton Central (SOU)	a	2251	2322	2339			2342	2349	0035				0112	0136
Southampton Central (SOU)	d	2252	2324	2341				2351	0037					0256
Millbrook (Hants) (MBK)	d			2344										
Redbridge (RDB)	d			2348a										
Totton (TTN)	d		2329						0042s					0143s
Ashurst New Forest (ANF)	d		2334											
Beaulieu Road (BEU)	d													
Brockenhurst (BCU)	3 a	2306	2342					0004	0053s					0154s
Brockenhurst (BCU)	3 d	2307	2343					0005						
Lymington Town (LYT)	d													
Lymington Pier (LYP)	a													
Lymington Pier (LYP)	⚓ d													
Yarmouth (I.O.W.) (YMH)	⚓ a													
Sway (SWY)	d		2347											
New Milton (NWM)	d		2352					0012s	0100s					0201s
Hinton Admiral (HNA)	d		2356											
Christchurch (CHR)	d		0002					0019s	0107s					0208s
Pokesdown (POK)	d		0005					0023s	0111s					0212s
Bournemouth (BMH)	a	2324	0009					0027	0115					0216
Bournemouth (BMH)	d	2327	0011					0029	0117					
Branksome (BSM)	d	2332	0016					0034	0122s					
Parkstone (Dorset) (PKS)	d	2335	0019					0037	0125s					
Poole (POO)	4 a	2339	0023					0041	0128					
Poole (POO)	4 d	2340												
Hamworthy (HAM)	d	2345												
Holton Heath (HOL)	d													
Wareham (WRM)	d	2351												
Wool (WOO)	d	2358												
Moreton (Dorset) (MTN)	d	0004												
Dorchester South (DCH)	d	0012												
Dorchester West (DCW)	d													
Upwey (UPW)	d	0018												
Weymouth (WEY)	a	0023												

NOTES (see introductory pages for explanation of train operator codes and standard symbols)

- a Arrival time
- d Departure time
- s Stops to set down only
- u Stops to pick up only
- D To Salisbury
- J From Manchester Piccadilly
- P Also calls at Wimbledon 0023
- Q Also calls at Vauxhall 0109, Wimbledon 0127 and Surbiton 0135
- SUM Sunday mornings

London to Winchester, Fareham, Portsmouth, Southampton, Lymington, Yarmouth (IOW), Bournemouth and Weymouth

Sundays






Operator Days of operation/Notes 1st Class/Reservations/Bus/Ferry	SW	SW	SW	SW	GW	SW	SW	SW	SW	SW	SW	SW	SW	GW	SW	SW	SW	SW	
	□	□	□	□	A	□	□	□	□	□	□	□	□	C	□	□	□	□	D
London Waterloo (WAT) 15 d													0753					0835	
Clapham Junction (CLJ) 10 d													0803u					0845u	
Woking (WOK) d													0828					0907	
Farnborough (Main) (FNB) d																			
Fleet (FLE) d																			
Reading (RDG) 7 d																			
Basingstoke (BSK) d			0748										0848					0927	
Micheldever (MIC) d			0758										0858						
Winchester (WIN) d			0807										0908					0944	
Shawford (SHW) d			0812										0912						
Romsey (ROM) d													0835						0935
Chandlers Ford (CFR) d													0842						0942
Eastleigh (ESL) 3 a			0817										0849		0918				0948
Eastleigh (ESL) 3 d		0821	0824										0854	0922	0926				0954
Hedge End (HDE) d			0830												0932				
Botley (BOE) d			0834												0936				
Fareham (FRM) a			0842												0944				
Portchester (PTC) a			0848												0950				
Cosham (CSA) a			0853												0955				
Hilsea (HLS) a			0900												1000				
Fratton (FTN) a			0904												1011				
Portsmouth & Southsea (PMS) a			0908												1014				
Portsmouth Harbour (PMH) a			0912												1020				
Southampton Airport Parkwy (SOA) d		0825											0858	0927				0953	0958
Swaythling (SWG) d													0901						1000
St Denys (SDN) d													0904						1003
Southampton Central (SOU) a		0832											0909	0934				1000	1008
Southampton Central (SOU) d		0834				0903							0910	0935				1003	1010
Millbrook (Hants) (MBK) d													0913						1013
Redbridge (RDB) d													0917a						1016a
Totton (TTN) d		0839													0941				
Ashurst New Forest (ANF) d		0844													0945				
Beaulieu Road (BEU) d		0848													0950				
Brockenhurst (BCU) 3 a		0854				0916									0956			1016	
Brockenhurst (BCU) 3 d		0855	0859	0917	0929								0957	0959	1017	1029			
Lymington Town (LYT) d			0907		0937									1007		1037			
Lymington Pier (LYP) a			0909		0939									1009		1039			
Lymington Pier (LYP) d									1000										1100
Yarmouth (I.O.W.) (YMH) a									1040										1140
Sway (SWY) d		0900													1001				
New Milton (NWM) d		0905				0924									1006			1024	
Hinton Admiral (HNA) d		0909													1010				
Christchurch (CHR) d		0914													1015				
Pokesdown (POK) d		0917													1019				
Bournemouth (BMH) a		0921				0934									1023			1034	
Bournemouth (BMH) d	0839	0924				0939									1024			1039	
Branksome (BSM) d	0844					0944												1044	
Parkstone (Dorset) (PKS) d	0847					0947												1047	
Poole (POO) 4 a	0850	0933				0950									1033			1050	
Poole (POO) 4 d	0851					0951												1051	
Hamworthy (HAM) d	0856					0956												1056	
Holton Heath (HOL) d																			
Wareham (WRM) d	0903					1003												1103	
Wool (WOO) d	0910					1010												1110	
Moreton (Dorset) (MTN) d	0916					1016												1116	
Dorchester South (DCH) d	0924					1024												1124	
Dorchester West (DCW) d						1016												1115	
Upwey (UPW) d	0931					1024	1032								1123	1131			
Weymouth (WEY) a	0935					1029	1037								1128	1136			

NOTES (see introductory pages for explanation of train operator codes and standard symbols)

- a Arrival time
- d Departure time
- u Stops to pick up only
- A From Westbury
- B From Salisbury to Salisbury
- C From Bristol Temple Meads
- D To Salisbury

London to Winchester, Fareham, Portsmouth, Southampton, Lymington, Yarmouth (IOW), Bournemouth and Weymouth

Sundays

Operator	SW	SW	SW	XC	SW	SW	SW	SW	SW	SW	SW	XC	SW	SW	SW	SW	SW	SW	GW
Days of operation/Notes 1st Class/Reservations/Bus/Ferry Catering facilities	□	□	□	□◇ ⚡	□	□	⚓	D □	□	□	□	E □◇ ⚡	□	□	⚓	D □	□	F	
London Waterloo (WAT)  15 d	0853				0935					0953			1035						
Clapham Junction (CLJ) 10 d	0903u				0945u					1003u			1045u						
Woking (WOK) d	0928				1007					1028			1107						
Farnborough (Main) (FNB) d																			
Fleet (FLE) d																			
Reading (RDG) 7 d				0952								1052							
Basingstoke (BSK) d	0948			1011	1027					1048		1111	1127						
Micheldever (MIC) d	0958									1058									
Winchester (WIN) d	1008			1027	1044					1108		1127	1144						
Shawford (SHW) d	1012									1112									
Romsey (ROM) d									1035										1135
Chandlers Ford (CFR) d									1042										1142
Eastleigh (ESL) 3 a	1018								1048		1118								1148
Eastleigh (ESL) 3 d	1022	1026							1054	1122	1126								1154
Hedge End (HDE) d		1032									1132								
Botley (BOE) d		1036									1136								
Fareham (FRM) a		1044									1144								
Portchester (PTC) a		1050									1150								
Cosham (CSA) a		1055									1155								
Hilsea (HLS) a		1100									1200								
Fratton (FTN) a		1111									1209								
Portsmouth & Southsea (PMS) a		1114									1213								
Portsmouth Harbour (PMH)  a		1120									1220								
Southampton Airport Parkwy (SOA)  d	1027			1035	1053				1058	1127		1135	1153						1158
Swaythling (SWG) d									1100										1200
St Denys (SDN) d									1103										1203
Southampton Central (SOU) a	1034			1042	1100				1108	1134		1142	1200						1208
Southampton Central (SOU) d	1035			1050	1103				1110	1135		1150	1203						1210
Millbrook (Hants) (MBK) d									1113										1213
Redbridge (RDB) d									1116a										1216a
Totton (TTN) d	1041									1141									
Ashurst New Forest (ANF) d	1045									1145									
Beaulieu Road (BEU) d	1050									1150									
Brockenhurst (BCU) 3 a	1056			1103	1116					1156			1216						
Brockenhurst (BCU) 3 d	1057	1059	1110	1117	1129					1157	1159		1217	1229					
Lymington Town (LYT) d		1107			1137						1207			1237					
Lymington Pier (LYP) a		1109			1139						1209			1239					
Lymington Pier (LYP)  d								1200											1300
Yarmouth (I.O.W.) (YMH)  a								1240											1340
Sway (SWY) d	1101									1201									
New Milton (NWM) d	1106				1124					1206			1224						
Hinton Admiral (HNA) d	1110									1210									
Christchurch (CHR) d	1115									1215									
Pokesdown (POK) d	1119									1219									
Bournemouth (BMH) a	1123			1127	1134					1223		1227	1234						
Bournemouth (BMH) d	1124				1139					1224			1239						
Branksome (BSM) d					1144								1244						
Parkstone (Dorset) (PKS) d					1147								1247						
Poole (POO) 4 a	1133				1150					1233			1250						
Poole (POO) 4 d					1151								1251						
Hamworthy (HAM) d					1156								1256						
Holton Heath (HOL) d																			
Wareham (WRM) d					1203								1303						
Wool (WOO) d					1210								1310						
Moreton (Dorset) (MTN) d					1216								1316						
Dorchester South (DCH) d					1224								1324						
Dorchester West (DCW) d																			1340
Upwey (UPW) d					1231								1331						1348
Weymouth (WEY) a					1235								1335						1353

NOTES (see introductory pages for explanation of train operator codes and standard symbols)

- a Arrival time
- d Departure time
- u Stops to pick up only
- D To Salisbury
- E From Birmingham New Street
- F Runs from 6 April. From Swindon

London to Winchester, Fareham, Portsmouth, Southampton, Lymington, Yarmouth (IOW), Bournemouth and Weymouth

Sundays

Operator	SW	SW	SW	XC	SW	SW	SW	SW	SW	SW	SW	XC	SW	SW	SW	GW	SW
Days of operation/Notes 1st Class/Reservations/Bus/Ferry Catering facilities	□	□	□	G □◇ ⚓	□	□	⚓	D □	□	□	□	G □◇ ⚓	□	□	⚓	H	D □
London Waterloo (WAT)	15	d	1054														
Clapham Junction (CLJ)	10	d	1103u														
Woking (WOK)		d	1128														
Farnborough (Main) (FNB)		d															
Fleet (FLE)		d															
Reading (RDG)	7	d															
Basingstoke (BSK)		d	1148														
Micheldever (MIC)		d	1158														
Winchester (WIN)		d	1208														
Shawford (SHW)		d	1212														
Romsey (ROM)		d															
Chandlers Ford (CFR)		d															
Eastleigh (ESL)	3	a	1218														
Eastleigh (ESL)	3	d	1222	1226													
Hedge End (HDE)		d		1232													
Botley (BOE)		d		1236													
Fareham (FRM)		a		1244													
Portchester (PTC)		a		1250													
Cosham (CSA)		a		1255													
Hilsea (HLS)		a		1300													
Fratton (FTN)		a		1309													
Portsmouth & Southsea (PMS)		a		1313													
Portsmouth Harbour (PMH)		a		1320													
Southampton Airport Parkwy (SOA)		d	1227														
Swaythling (SWG)		d															
St Denys (SDN)		d															
Southampton Central (SOU)		a	1234														
Southampton Central (SOU)		d	1235														
Millbrook (Hants) (MBK)		d															
Redbridge (RDB)		d															
Totton (TTN)		d	1241														
Ashurst New Forest (ANF)		d	1245														
Beaulieu Road (BEU)		d	1250														
Brockenhurst (BCU)	3	a	1256														
Brockenhurst (BCU)	3	d	1257	1259													
Lymington Town (LYT)		d		1307													
Lymington Pier (LYP)		a		1309													
Lymington Pier (LYP)		d															
Yarmouth (I.O.W.) (YMH)		a															
Sway (SWY)		d	1301														
New Milton (NWM)		d	1306														
Hinton Admiral (HNA)		d	1310														
Christchurch (CHR)		d	1315														
Pokesdown (POK)		d	1319														
Bournemouth (BMH)		a	1323														
Bournemouth (BMH)		d	1324														
Branksome (BSM)		d															
Parkstone (Dorset) (PKS)		d															
Poole (POO)	4	a	1333														
Poole (POO)	4	d															
Hamworthy (HAM)		d															
Holton Heath (HOL)		d															
Wareham (WRM)		d															
Wool (WOO)		d															
Moreton (Dorset) (MTN)		d															
Dorchester South (DCH)		d															
Dorchester West (DCW)		d															
Upwey (UPW)		d															
Weymouth (WEY)		a															

NOTES (see introductory pages for explanation of train operator codes and standard symbols)

- a Arrival time
- d Departure time
- u Stops to pick up only
- D To Salisbury
- G From Manchester Piccadilly
- H From Swindon

London to Winchester, Fareham, Portsmouth, Southampton, Lymington, Yarmouth (IOW), Bournemouth and Weymouth

Sundays

Operator	SW	SW	SW	XC	SW	SW	SW	SW	SW	SW	SW	XC	SW	SW	SW	SW	SW
Days of operation/Notes 1st Class/Reservations/Bus/Ferry Catering facilities	□	□	□	□◇ G ⚓	□	□	□	□	□	□	□	□◇ G ⚓	□	□	□	□	□
London Waterloo (WAT)	16 d	1254			1335					1354			1435				1454
Clapham Junction (CLJ)	10 d	1303u			1342u					1403u			1442u				1503u
Woking (WOK)	d	1328			1407					1428			1507				1528
Farnborough (Main) (FNB)	d																
Fleet (FLE)	d																
Reading (RDG)	7 d			1352								1452					
Basingstoke (BSK)	d	1347		1411	1427					1447		1511	1527				1547
Micheldever (MIC)	d	1357								1457							1558
Winchester (WIN)	d	1407		1427	1444					1507		1527	1544				1607
Shawford (SHW)	d	1411								1511							1612
Romsey (ROM)	d								1435							1535	
Chandlers Ford (CFR)	d								1442							1542	
Eastleigh (ESL)	3 a	1417							1448	1517						1548	1617
Eastleigh (ESL)	3 d	1420	1426						1454	1520	1526					1554	1621
Hedge End (HDE)	d		1432								1532						1632
Botley (BOE)	d		1436								1536						1636
Fareham (FRM)	a		1444								1544						1644
Portchester (PTC)	a		1450								1550						1650
Cosham (CSA)	a		1455								1555						1655
Hilsea (HLS)	a		1500								1600						1700
Fratton (FTN)	a		1509								1609						1709
Portsmouth & Southsea (PMS)	a		1513								1613						1713
Portsmouth Harbour (PMH)	a		1520								1620						1720
Southampton Airport Parkwy (SOA)	d	1425		1435	1453				1458	1525		1535	1553			1558	1625
Swaythling (SWG)	d								1500							1600	
St Denys (SDN)	d								1503							1603	
Southampton Central (SOU)	a	1432		1442	1500				1508	1532		1544	1600			1608	1632
Southampton Central (SOU)	d	1433		1450	1503				1510	1533		1550	1603			1610	1634
Millbrook (Hants) (MBK)	d								1513							1613	
Redbridge (RDB)	d								1516a							1616a	
Totton (TTN)	d	1439								1539							1639
Ashurst New Forest (ANF)	d	1443								1543							1644
Beaulieu Road (BEU)	d	1448								1548							1648
Brockenhurst (BCU)	3 a	1454			1516					1554			1616				1654
Brockenhurst (BCU)	3 d	1455	1459		1517	1529				1555	1559		1617	1629			1655
Lymington Town (LYT)	d		1507			1537					1607			1637			
Lymington Pier (LYP)	a		1509			1539					1609			1639			
Lymington Pier (LYP)	d							1600									
Yarmouth (I.O.W.) (YMH)	a							1640									
Sway (SWY)	d	1459								1559							1700
New Milton (NWM)	d	1504			1524					1604			1624				1705
Hinton Admiral (HNA)	d	1508								1608							1709
Christchurch (CHR)	d	1513								1613							1714
Pokesdown (POK)	d	1517								1617							1717
Bournemouth (BMH)	a	1521		1525	1534					1621		1625	1634				1721
Bournemouth (BMH)	d	1522			1539					1622			1639				1723
Branksome (BSM)	d				1544								1644				
Parkstone (Dorset) (PKS)	d				1547								1647				
Poole (POO)	4 a	1531			1550					1631			1650				1732
Poole (POO)	4 d				1551								1651				
Hamworthy (HAM)	d				1556								1656				
Holton Heath (HOL)	d																
Wareham (WRM)	d				1603								1703				
Wool (WOO)	d				1610								1710				
Moreton (Dorset) (MTN)	d				1616								1716				
Dorchester South (DCH)	d				1624								1724				
Dorchester West (DCW)	d																
Upwey (UPW)	d				1631								1731				
Weymouth (WEY)	a				1635								1735				

NOTES (see introductory pages for explanation of train operator codes and standard symbols)

- a Arrival time
- d Departure time
- u Stops to pick up only
- D To Salisbury
- G From Manchester Piccadilly

London to Winchester, Fareham, Portsmouth, Southampton, Lymington, Yarmouth (IOW), Bournemouth and Weymouth

Sundays

Operator	SW	XC	SW	SW	SW	SW	SW	SW	SW	SW	XC	SW	SW	SW	GW	SW	SW	
Days of operation/Notes 1st Class/Reservations/Bus/Ferry Catering facilities	□	G □◇ ⚓	□	□	⚓	D □	□	□	□	□	G □◇ ⚓	□	□	D □	C	□	□	
London Waterloo (WAT)	15 d		1535				1550	1605				1635				1650	1705	
Clapham Junction (CLJ)	10 d		1542u				1558u	1612u				1642u				1658u	1712u	
Woking (WOK)	d		1607				1621	1637				1707				1721	1737	
Farnborough (Main) (FNB)	d						1632									1732		
Fleet (FLE)	d																	
Reading (RDG)	7 d		1552									1652						
Basingstoke (BSK)	d		1611	1627			1647	1657				1711	1727			1747	1757	
Micheldever (MIC)	d						1657									1757		
Winchester (WIN)	d		1627	1644			1707	1714				1727	1744			1807	1814	
Shawford (SHW)	d						1712									1812		
Romsey (ROM)	d						1635									1735		
Chandlers Ford (CFR)	d						1642									1742		
Eastleigh (ESL)	3 a						1648	1717	1722	←						1748	1817	1822
Eastleigh (ESL)	3 d						1654	1726	1723	→						1754	1826	1823
Hedge End (HDE)	d																→	
Botley (BOE)	d																	
Fareham (FRM)	a																	
Portchester (PTC)	a																	
Cosham (CSA)	a																	
Hilsea (HLS)	a																	
Fratton (FTN)	a																	
Portsmouth & Southsea (PMS)	a																	
Portsmouth Harbour (PMH)	a																	
Southampton Airport Parkwy (SOA)	← d		1635	1653			1658		1727			1735	1753			1758		1827
Swaythling (SWG)	d						1700									1800		
St Denys (SDN)	d						1703									1803		
Southampton Central (SOU)	a		1642	1700			1708		1734			1744	1800			1808		1834
Southampton Central (SOU)	d		1650	1703			1710		1736			1750	1803			1810		1836
Millbrook (Hants) (MBK)	d						1713									1813		
Redbridge (RDB)	d						1716a									1816a		
Totton (TTN)	d								1741									1841
Ashurst New Forest (ANF)	d								1746									1846
Beaulieu Road (BEU)	d								1750									1850
Brockenhurst (BCU)	3 a			1716					1756				1816					1856
Brockenhurst (BCU)	3 d	1659		1717	1729				1757			1759	1817	1829				1857
Lymington Town (LYT)	d	1707			1737							1807		1837				
Lymington Pier (LYP)	a	1709			1739							1809		1839				
Lymington Pier (LYP)	⚓ d					1800												
Yarmouth (I.O.W.) (YMH)	⚓ a					1840												
Sway (SWY)	d								1801									1901
New Milton (NWM)	d			1724					1806				1824					1906
Hinton Admiral (HNA)	d								1810									1910
Christchurch (CHR)	d								1815									1915
Pokesdown (POK)	d								1819									1919
Bournemouth (BMH)	a		1725	1734					1823			1827	1834					1923
Bournemouth (BMH)	d			1739					1824				1839					1924
Branksome (BSM)	d			1744									1844					
Parkstone (Dorset) (PKS)	d			1747									1847					
Poole (POO)	4 a			1750					1833				1850					1933
Poole (POO)	4 d			1751									1851					
Hamworthy (HAM)	d			1756									1856					
Holton Heath (HOL)	d																	
Wareham (WRM)	d			1803									1903					
Wool (WOO)	d			1810									1910					
Moreton (Dorset) (MTN)	d			1818									1916					
Dorchester South (DCH)	d			1826									1924					
Dorchester West (DCW)	d															1952		
Upwey (UPW)	d			1833									1931			2000		
Weymouth (WEY)	a			1837									1935			2005		

NOTES (see introductory pages for explanation of train operator codes and standard symbols)

- a Arrival time
- d Departure time
- u Stops to pick up only
- C From Bristol Temple Meads
- D To Salisbury
- G From Manchester Piccadilly

London to Winchester, Fareham, Portsmouth, Southampton, Lymington, Yarmouth (IOW), Bournemouth and Weymouth

Sundays

Operator	SW	SW	XC	SW	SW	SW	SW	SW	SW	SW	SW	XC	SW	SW	SW	SW	SW	
Days of operation/Notes 1st Class/Reservations/Bus/Ferry Catering facilities	□	□	□◇ ⚓	□	□	⚓	D □	□	□	□	□	□◇ ⚓	□	□	D □	□	□	
London Waterloo (WAT)	15	d		1735				1750	1805				1835			1850	1905	
Clapham Junction (CLJ)	10	d		1742u				1758u	1812u				1842u			1858u	1912u	
Woking (WOK)		d		1807				1821	1837				1907			1921	1937	
Farnborough (Main) (FNB)		d						1832								1932		
Fleet (FLE)		d																
Reading (RDG)	7	d		1752									1852					
Basingstoke (BSK)		d		1811	1827			1847	1857				1911	1927		1947	1957	
Micheldever (MIC)		d						1857								1957		
Winchester (WIN)		d		1827	1844			1907	1914				1927	1944		2007	2014	
Shawford (SHW)		d						1912								2012		
Romsey (ROM)		d						1835								1935		
Chandlers Ford (CFR)		d						1842								1942		
Eastleigh (ESL)	3	a	←					1848	1917	1922	←					1948	2017	2022
Eastleigh (ESL)	3	d		1826				1854	1926	1923	1926					1954	2026	2023
Hedge End (HDE)		d		1832					→		1932						→	
Botley (BOE)		d		1836							1936							
Fareham (FRM)		a		1844							1944							
Portchester (PTC)		a		1850							1950							
Cosham (CSA)		a		1855							1955							
Hilsea (HLS)		a		1900							2005							
Fratton (FTN)		a		1909							2009							
Portsmouth & Southsea (PMS)		a		1913							2013							
Portsmouth Harbour (PMH)		a		1920							2020							
Southampton Airport Parkwy (SOA)		d		1835	1854			1858		1927			1936	1954		1958		2027
Swaythling (SWG)		d						1900								2000		
St Denys (SDN)		d						1903								2003		
Southampton Central (SOU)		a		1842	1901			1908		1934			1943	2001		2008		2034
Southampton Central (SOU)		d		1850	1905			1910		1936			1950	2003		2010		2036
Millbrook (Hants) (MBK)		d						1913								2013		
Redbridge (RDB)		d						1916a								2016a		
Totton (TTN)		d								1941								2041
Ashurst New Forest (ANF)		d								1946								2046
Beaulieu Road (BEU)		d								1950								2050
Brockenhurst (BCU)	3	a		1903	1918					1956				2016				2056
Brockenhurst (BCU)	3	d		1859	1910	1919	1929			1957			1959	2017	2029			2057
Lymington Town (LYT)		d		1907			1937						2007		2037			
Lymington Pier (LYP)		a		1909			1939						2009		2039			
Lymington Pier (LYP)		d					2000											
Yarmouth (I.O.W.) (YMH)		a					2040											
Sway (SWY)		d								2001								2101
New Milton (NWM)		d			1925					2006				2023				2106
Hinton Admiral (HNA)		d								2010								2110
Christchurch (CHR)		d								2015								2115
Pokesdown (POK)		d								2019								2119
Bournemouth (BMH)		a		1927	1936					2023			2027	2034				2123
Bournemouth (BMH)		d			1940					2024				2039				2124
Branksome (BSM)		d			1945									2044				
Parkstone (Dorset) (PKS)		d			1948									2047				
Poole (POO)	4	a			1951					2033				2050				2133
Poole (POO)	4	d			1952									2051				
Hamworthy (HAM)		d			1957									2056				
Holton Heath (HOL)		d																
Wareham (WRM)		d			2004											2103		
Wool (WOO)		d			2011											2110		
Moreton (Dorset) (MTN)		d			2016											2116		
Dorchester South (DCH)		d			2024											2125		
Dorchester West (DCW)		d																
Upwey (UPW)		d			2031											2131		
Weymouth (WEY)		a			2036											2136		

NOTES (see introductory pages for explanation of train operator codes and standard symbols)

- a Arrival time
- d Departure time
- u Stops to pick up only
- D To Salisbury
- G From Manchester Piccadilly

London to Winchester, Fareham, Portsmouth, Southampton, Lymington, Yarmouth (IOW), Bournemouth and Weymouth

Sundays

Operator	SW	SW	XC	SW	SW	SW	GW	SW	SW	SW	SW	GW	XC	SW	SW	SW	SW
Days of operation/Notes 1st Class/Reservations/Bus/Ferry Catering facilities	1	1	G 1◇ ⌘	1	1	D 1	C	1	1	1	1	J	G 1◇ ⌘	1	K 1	1	1
London Waterloo (WAT)	d			1935				1950	2005					2035		2050	2105
Clapham Junction (CLJ)	d			1942u				1958u	2012u					2042u		2058u	2112u
Woking (WOK)	d			2007				2021	2037					2107		2121	2137
Farnborough (Main) (FNB)	d							2032								2132	
Fleet (FLE)	d																
Reading (RDG)	d		1952										2052				
Basingstoke (BSK)	d		2011	2027				2047	2057				2111	2127		2147	2157
Micheldever (MIC)	d							2057								2157	
Winchester (WIN)	d		2027	2044				2107	2114				2127	2144		2207	2214
Shawford (SHW)	d							2112								2212	
Romsey (ROM)	d					2035						2111				2135	
Chandlers Ford (CFR)	d					2042										2142	
Eastleigh (ESL)	a	←				2049		2119	2122	←		2138			2148	2217	2222
Eastleigh (ESL)	d	2026				2054		2126	2123	2126		2144			2154	2226	2223
Hedge End (HDE)	d	2032						←		2132		2150				←	
Botley (BOE)	d	2036								2136		2155					
Fareham (FRM)	a	2044								2144		2202					
Portchester (PTC)	a	2050								2150							
Cosham (CSA)	a	2055								2155							
Hilsea (HLS)	a	2100								2200							
Fratton (FTN)	a	2109								2209		2219					
Portsmouth & Southsea (PMS)	a	2113								2213		2223					
Portsmouth Harbour (PMH)	a	2120								2220		2228					
Southampton Airport Parkwy (SOA)	d		2038c	2054		2058				2127			2135	2153	2158		2227
Swaythling (SWG)	d					2100									2201		
St Denys (SDN)	d					2103									2204		
Southampton Central (SOU)	a		2045	2101		2108				2134			2142	2200	2209		2234
Southampton Central (SOU)	d		2050	2103		2110				2136			2150	2203	2210		2236
Millbrook (Hants) (MBK)	d					2113									2213		
Redbridge (RDB)	d					2117a									2217a		
Totton (TTN)	d									2141							2241
Ashurst New Forest (ANF)	d									2146							2246
Beaulieu Road (BEU)	d									2150							
Brockenhurst (BCU)	a			2116						2156				2216			2254
Brockenhurst (BCU)	d	2059		2117	2129					2157		2159		2217			2257
Lymington Town (LYT)	d	2107			2137							2207					
Lymington Pier (LYP)	a	2109			2139							2209					
Lymington Pier (LYP)	d																
Yarmouth (I.O.W.) (YMH)	a																
Sway (SWY)	d									2201							2301
New Milton (NWM)	d			2124						2206				2224			2306
Hinton Admiral (HNA)	d									2210							2310
Christchurch (CHR)	d									2215							2315
Pokesdown (POK)	d									2219							2319
Bournemouth (BMH)	a		2127	2134						2223			2227	2234			2323
Bournemouth (BMH)	d			2139						2224						2239	2324
Branksome (BSM)	d			2144											2244		
Parkstone (Dorset) (PKS)	d			2147											2247		
Poole (POO)	a			2150						2233					2250		2333
Poole (POO)	d			2151											2251		
Hamworthy (HAM)	d			2156											2256		
Holton Heath (HOL)	d																
Wareham (WRM)	d			2203											2303		
Wool (WOO)	d			2210											2310		
Moreton (Dorset) (MTN)	d			2217											2316		
Dorchester South (DCH)	d			2225											2324		
Dorchester West (DCW)	d							2255									
Upwey (UPW)	d			2232				2303							2331		
Weymouth (WEY)	a			2236				2308							2336		

NOTES (see introductory pages for explanation of train operator codes and standard symbols)

- a Arrival time
- d Departure time
- u Stops to pick up only
- c Arrives 4 minutes earlier
- C From Bristol Temple Meads
- D To Salisbury
- G From Manchester Piccadilly
- J From Bristol Temple Meads to Portsmouth Harbour
- K To Romsey

London to Winchester, Fareham, Portsmouth, Southampton, Lymington, Yarmouth (IOW), Bournemouth and Weymouth

Sundays

Operator	SW	XC	SW	SW	SW	SW	SW	SW	SW	SW	SW	SW
Days of operation/Notes 1st Class/Reservations/Bus/Ferry Catering facilities	□	G □◇ ♣	□	D □	□	□	□	□	□	□	□	MM L □
London Waterloo (WAT)	15 d		2135		2150	2205		2250	2305			0010
Clapham Junction (CLJ)	10 d		2142u		2158u	2212u		2258u	2312u			0017u
Woking (WOK)	d		2207		2221	2237		2321	2337			0042
Farnborough (Main) (FNB)	d				2232			2332				
Fleet (FLE)	d											
Reading (RDG)	7 d		2152									
Basingstoke (BSK)	d		2211	2227		2247	2257		2347	2357		0101
Micheldever (MIC)	d					2257			2357			
Winchester (WIN)	d		2227	2244		2307	2314		0007	0014		0118
Shawford (SHW)	d					2312			0012			
Romsey (ROM)	d				2235							
Chandlers Ford (CFR)	d				2242							
Eastleigh (ESL)	3 a	←			2248	2317	2322	←	0017	0022	←	0126
Eastleigh (ESL)	3 d		2226		2254	2326	2323	2326	0030	0023	0030	0127
Hedge End (HDE)	d		2232			→		2332	→		0036s	
Botley (BOE)	d		2236					2336			0040s	
Fareham (FRM)	a		2244					2344			0048s	
Portchester (PTC)	a		2250					2350			0054s	
Cosham (CSA)	a		2255					2355			0059s	
Hilsea (HLS)	a		2300					0002				
Fratton (FTN)	a		2308					0007			0106s	
Portsmouth & Southsea (PMS)	a		2312					0010			0110s	
Portsmouth Harbour (PMH)	a	⚓	2316					0014			0114	
Southampton Airport Parkwy (SOA)	← d		2235	2253	2258		2327			0028		0132
Swaythling (SWG)	d				2300							
St Denys (SDN)	d				2303					0032s		
Southampton Central (SOU)	a		2242	2300	2308		2334			0037		0139
Southampton Central (SOU)	d			2303	2310		2336			0040		
Millbrook (Hants) (MBK)	d				2312							
Redbridge (RDB)	d				2315a							
Totton (TTN)	d						2341			0045s		
Ashurst New Forest (ANF)	d						2346					
Beaulieu Road (BEU)	d											
Brockenhurst (BCU)	3 a			2316			2354			0056s		
Brockenhurst (BCU)	3 d			2317			2355					
Lymington Town (LYT)	d											
Lymington Pier (LYP)	a											
Lymington Pier (LYP)	d	⚓										
Yarmouth (I.O.W.) (YMH)	a	⚓										
Sway (SWY)	d						2359					
New Milton (NWM)	d			2324			0004			0104s		
Hinton Admiral (HNA)	d						0008					
Christchurch (CHR)	d						0013			0111s		
Pokesdown (POK)	d						0017			0115s		
Bournemouth (BMH)	a			2334			0021			0119		
Bournemouth (BMH)	d			2339			0022			0120		
Branksome (BSM)	d			2344			0027			0125s		
Parkstone (Dorset) (PKS)	d			2347			0030			0128s		
Poole (POO)	4 a			2350			0034			0132		
Poole (POO)	4 d			2351								
Hamworthy (HAM)	d			2356								
Holton Heath (HOL)	d											
Wareham (WRM)	d			0003								
Wool (WOO)	d			0010								
Moreton (Dorset) (MTN)	d			0016								
Dorchester South (DCH)	d			0024								
Dorchester West (DCW)	d											
Upwey (UPW)	d			0030								
Weymouth (WEY)	a			0035								

NOTES (see introductory pages for explanation of train operator codes and standard symbols)

- a Arrival time
- d Departure time
- s Stops to set down only
- u Stops to pick up only
- D To Salisbury
- G From Manchester Piccadilly
- L Also calls at Wimbledon 0023
- MM Monday mornings

Weymouth, Bournemouth, Yarmouth (IOW), Lymington, Southampton, Portsmouth and Fareham to Winchester and London

Mondays to Fridays

Operator	SW	XC	SW	SW	SW	XC	SW	SW	SW	SW	SW	SW	SW	SW	XC	SW
Days of operation/Notes	1	A	B	1	1	A	C	1	D	C	1	E	1	1	A	1
1st Class/Reservations/Bus/Ferry	1	1	1	1	1	1	1	1	1	1	1	1	1	1	1	1
Catering facilities	1	1	1	1	1	1	1	1	1	1	1	1	1	1	1	1
Weymouth (WEY)	d															
Upwey (UPW)	d															
Dorchester West (DCW)	a															
Dorchester South (DCH)	d															
Moreton (Dorset) (MTN)	d															
Wool (WOO)	d															
Wareham (WRM)	d															
Holton Heath (HOL)	d															
Hamworthy (HAM)	d															
Poole (POO)	4 a															
Poole (POO)	4 d			0500	0523			0540					0555			
Parkstone (Dorset) (PKS)	d			0504	0527			0544					0559			
Branksome (BSM)	d			0507	0530			0547					0602			
Bournemouth (BMH)	a			0512	0535			0553					0607			
Bournemouth (BMH)	d			0515	0537			0555					0611		0630	
Pokesdown (POK)	d			0519	0541								0615			
Christchurch (CHR)	d			0523	0545								0619			
Hinton Admiral (HNA)	d				0550								0624			
New Milton (NWM)	d			0530	0554								0628			
Sway (SWY)	d				0559								0633			
Yarmouth (I.O.W.) (YMH)	d															
Lymington Pier (LYP)	a															
Lymington Pier (LYP)	d											0614				0644
Lymington Town (LYT)	d											0616				0646
Brockenhurst (BCU)	3 a			0536	0604			0610				0625		0638		0655
Brockenhurst (BCU)	3 d			0537				0611						0640		
Beaulieu Road (BEU)	d															
Ashurst New Forest (ANF)	d													0648		
Totton (TTN)	d			0548				0622						0653		
Redbridge (RDB)	d							0612								
Millbrook (Hants) (MBK)	d							0615								
Southampton Central (SOU)	a			0554				0618	0628		←		0658		0703	
Southampton Central (SOU)	d	0452	0515		0555		0616	0634	0630			0634		0644	0700	0715
St Denys (SDN)	d	0457						←				0639		0649		
Swaythling (SWG)	d	0500										0642		0652		
Southampton Airport Parkway (SOA)	d	0503	0523		0603		0624		0638			0646		0655	0708	0723
Portsmouth Harbour (PMH)	d			0455					0550							0624
Portsmouth & Southsea (PMS)	d			0500					0555							0628
Fratton (FTN)	d			0504					0559							0632
Hilsea (HLS)	d			0508					0603							0637
Cosham (CSA)	d			0514					0608							0642
Portchester (PTC)	d			0518					0613							0647
Fareham (FRM)	d			0525					0620							0653
Botley (BOE)	d			0533					0629							0702
Hedge End (HDE)	d			0537					0634							0707
Eastleigh (ESL)	3 a	0506		0544	0607				0642	0649			0659		0713	
Eastleigh (ESL)	3 d	0507		0545	0608				0643	0650			0659		0715	
Chandlers Ford (CFR)	d									0655						
Romsey (ROM)	a									0703						
Shawford (SHW)	d	0513		0551						0649			0705			
Winchester (WIN)	d	0519	0531	0557	0618		0633		0647	0655			0711	0718	0725	0731
Micheldever (MIC)	d	0527		0606						0703					0733	
Basingstoke (BSK)	a	0538	0546	0619	0635		0650		0703	0714			0727	0734	0743	0747
Reading (RDG)	7 a		0606				0708									0809
Fleet (FLE)	a	0550		0639									0746			
Farnborough (Main) (FNB)	a	0556		0645									0752		0758	
Woking (WOK)	a	0605		0657	0655				0734				0805		0808	
Clapham Junction (CLJ)	10 a	0625			0715								0839	0819	0836	
London Waterloo (WAT)	15 a	0634		0730	0726				0747	0806						

NOTES (see introductory pages for explanation of train operator codes and standard symbols)

- a Arrival time
- d Departure time
- A To Manchester Piccadilly
- B Also calls at Hook 0630, Winchfield 0634 and Brookwood 0652
- C From Salisbury
- D Also calls at Surbiton 0747
- E Also calls at Hook 0737, Winchfield 0741, Brookwood 0800 and Weybridge 0814

Weymouth, Bournemouth, Yarmouth (IOW), Lymington, Southampton, Portsmouth and Fareham to Winchester and London

Mondays to Fridays

Operator Days of operation/Notes 1st Class/Reservations/Bus/Ferry Catering facilities	SW	SW	SW	SW	SW	SW	SW	SW	SW	SW	GW	SW	SW	XC	SW	SW	SW	SW
	1	1	1	C	F	1	1	1	1	1	G		1	A 1◇ ⚓	1	1	1	1
Weymouth (WEY)	d	0555								0625		0638						0655
Upwey (UPW)	d	0559								0629		0643						0659
Dorchester West (DCW)	a											0651						
Dorchester South (DCH)	d	0607								0637								0707
Moreton (Dorset) (MTN)	d	0614								0644								0714
Wool (WOO)	d	0620								0650								0720
Wareham (WRM)	d	0627								0657								0727
Holton Heath (HOL)	d	0631																0731
Hamworthy (HAM)	d	0636								0704								0736
Poole (POO)	4 a	0640								0708								0740
Poole (POO)	4 d	0641								0650 0711								0720 0741
Parkstone (Dorset) (PKS)	d	0645								0654 0715								0724 0745
Branksome (BSM)	d	0649								0657 0719								0727 0749
Bournemouth (BMH)	a	0654								0702 0724								0732 0754
Bournemouth (BMH)	d	0634	0656							0704 0726				0730	0734	0756		
Pokesdown (POK)	d	0638								0708								0738
Christchurch (CHR)	d	0642								0712								0742
Hinton Admiral (HNA)	d	0647								0717								0747
New Milton (NWM)	d	0651								0721								0751
Sway (SWY)	d	0656								0726								0756
Yarmouth (I.O.W.) (YMH)	d											0655						
Lymington Pier (LYP)	a											0735						
Lymington Pier (LYP)	d							0714						0744				0814
Lymington Town (LYT)	d							0716						0746				0816
Brockenhurst (BCU)	3 a	0701						0725	0731					0755	0801	0810		0825
Brockenhurst (BCU)	3 d	0702							0733									0802 0811
Beaulieu Road (BEU)	d																	0807
Ashurst New Forest (ANF)	d	0710								0741								0811
Totton (TTN)	d	0715								0746								0816
Redbridge (RDB)	d			0724														
Millbrook (Hants) (MBK)	d			0728														
Southampton Central (SOU)	a	0720	0725	0732						0752	0756			0802	0822	0826		
Southampton Central (SOU)	d	0730		0735	0737					0800				0815	0830			
St Denys (SDN)	d			0740	0743													
Swaythling (SWG)	d			0743	0746													
Southampton Airport Parkway (SOA) ←	d	0738		0746	0750					0809				0823	0838			
Portsmouth Harbour (PMH)	d		0650								0725							0755
Portsmouth & Southsea (PMS)	d		0655								0729							0800
Fratton (FTN)	d		0659								0733							0804
Hilsea (HLS)	d		0703								0737							0808
Cosham (CSA)	d		0708								0742							0813
Portchester (PTC)	d		0713								0747							0818
Fareham (FRM)	d		0720								0753							0824
Botley (BOE)	d		0728								0800							0831
Hedge End (HDE)	d		0733								0805							0836
Eastleigh (ESL)	3 a		0739	0749	0753						0811							0842
Eastleigh (ESL)	3 d		0743	0750	0755						0813							0843
Chandlers Ford (CFR)	d			0755														
Romsey (ROM)	a			0803														
Shawford (SHW)	d		0749		0801						0819							0850
Winchester (WIN)	d	0748	0755		0807					0818	0824a			0831	0848			0856
Micheldever (MIC)	d		0803															0904
Basingstoke (BSK)	a		0813		0823					0834				0846				0914
Reading (RDG)	7 a													0911				
Fleet (FLE)	a		0825		0841													0926
Farnborough (Main) (FNB)	a		0831		0847													0932
Woking (WOK)	a		0840		0902					0854						0922		0942
Clapham Junction (CLJ)	10 a									0914						0942		1002
London Waterloo (WAT)	15 a	0848	0908		0938					0925						0953		1011

NOTES (see introductory pages for explanation of train operator codes and standard symbols)

- a Arrival time
- d Departure time
- A To Manchester Piccadilly
- C From Salisbury
- F Also calls at Hook 0831, Winchfield 0836, Brookwood 0856 and Surbiton 0916
- G To Gloucester

Weymouth, Bournemouth, Yarmouth (IOW), Lymington, Southampton, Portsmouth and Fareham to Winchester and London

Mondays to Fridays

Operator Days of operation/Notes 1st Class/Reservations/Bus/Ferry Catering facilities	SW C	SW C	SW C	SW C	XC A A A	SW C	GW G	SW C	SW C	SW C	SW C	SW C	SW C	SW C	SW C	SW C	SW C
Weymouth (WEY)	d					0724	0733					0755					0820
Upwey (UPW)	d					0728	0738					0759					0824
Dorchester West (DCW)	a						0746										
Dorchester South (DCH)	d					0736						0807					0833
Moreton (Dorset) (MTN)	d					0743						0814					0839
Wool (WOO)	d					0749						0820					0845
Wareham (WRM)	d					0756						0827					0853
Holton Heath (HOL)	d					0759						0830					0856
Hamworthy (HAM)	d					0804						0835					0901
Poole (POO)	4 a					0809						0840					0906
Poole (POO)	4 d			0804		0810						0841				0853	0858 0907
Parkstone (Dorset) (PKS)	d			0808		0814						0845					0902
Branksome (BSM)	d			0811		0817						0848					0906
Bournemouth (BMH)	a			0816		0822						0854				0902	0911 0917
Bournemouth (BMH)	d		0802	0818		0840	0824					0856				0905	0922
Pokesdown (POK)	d		0806	0821			0827									0909	0926
Christchurch (CHR)	d		0810	0825			0831									0913	0930
Hinton Admiral (HNA)	d		0815				0836									0918	
New Milton (NWM)	d		0819	0832			0841									0922	0937
Sway (SWY)	d		0824				0845									0927	
Yarmouth (I.O.W.) (YMH)	d							0755									
Lymington Pier (LYP)	a							0835									
Lymington Pier (LYP)	d								0844				0914				
Lymington Town (LYT)	d								0846				0916				
Brockenhurst (BCU)	3 a		0829	0839		0850			0855			0910	0925			0932	0943
Brockenhurst (BCU)	3 d		0830	0840		0851						0911				0933	0944
Beaulieu Road (BEU)	d		0835														
Ashurst New Forest (ANF)	d		0839			0858					←					0942	
Totton (TTN)	d		0844			0903					←	0903				0947	
Redbridge (RDB)	d	0824														0925	
Millbrook (Hants) (MBK)	d	0828														0929	
Southampton Central (SOU)	a	0832	0852	0854		0913						0917	0926		0932	0953	0958
Southampton Central (SOU)	d	0835	0854	0900		0915						0930				0935	0955 1000
St Denys (SDN)	d	0840	0859													0940	
Swaythling (SWG)	d	0843	0902													0943	
Southampton Airport Parkway (SOA) ←	d	0846	0905	0909		0923						0938			0946	1003	1008
Portsmouth Harbour (PMH)	d												0855				
Portsmouth & Southsea (PMS)	d												0900				
Fratton (FTN)	d												0904				
Hilsea (HLS)	d												0908				
Cosham (CSA)	d												0913				
Portchester (PTC)	d												0918				
Fareham (FRM)	d												0924				
Botley (BOE)	d												0931				
Hedge End (HDE)	d												0936				
Eastleigh (ESL)	3 a	0850	0911		←								0942		0950	1006	
Eastleigh (ESL)	3 d	0850	0914		0914								0944		0950	1014	
Chandlers Ford (CFR)	d	0855	←												0955	←	
Romsey (ROM)	a	0903													1003		
Shawford (SHW)	d				0920												
Winchester (WIN)	d			0919	0925a	0933						0948	0954				1018
Micheldever (MIC)	d												1002				
Basingstoke (BSK)	a			0935		0948							1012				1034
Reading (RDG)	7 a					1010											
Fleet (FLE)	a												1024				
Farnborough (Main) (FNB)	a												1029				
Woking (WOK)	a			0954								1020	1039				
Clapham Junction (CLJ)	10 a			1015													1111
London Waterloo (WAT)	15 a			1026								1049	1104				1120

NOTES (see introductory pages for explanation of train operator codes and standard symbols)

- a Arrival time
- d Departure time
- A To Manchester Piccadilly
- C From Salisbury
- G To Gloucester

Weymouth, Bournemouth, Yarmouth (IOW), Lymington, Southampton, Portsmouth and Fareham to Winchester and London

Mondays to Fridays

Operator	SW	XC	SW	SW	SW	SW	SW	SW	SW	SW	SW	SW	SW	GW	SW	SW	XC	SW
Days of operation/Notes 1st Class/Reservations/Bus/Ferry Catering facilities	□	A □◇ ⚓	⚓	□	□	□	C □	□	□	□	□	□	□	G	⚓	□	A □◇ ⚓	□
Weymouth (WEY)	d				0903								0920		0932			1003
Upwey (UPW)	d												0924		0937			
Dorchester West (DCW)	a														0945			
Dorchester South (DCH)	d				0913								0933					1013
Moreton (Dorset) (MTN)	d												0939					
Wool (WOO)	d												0945					
Wareham (WRM)	d				0928								0953					1028
Holton Heath (HOL)	d												0956					
Hamworthy (HAM)	d				0935								1001					1035
Poole (POO)	4 a				0939								1006					1039
Poole (POO)	4 d				0940								0958 1007					1040
Parkstone (Dorset) (PKS)	d				0944								1002					1044
Branksome (BSM)	d				0948								1006					1048
Bournemouth (BMH)	a				0954								1011 1017					1054
Bournemouth (BMH)	d		0945		0959				1002				1022				1045	1059
Pokesdown (POK)	d								1006				1026					
Christchurch (CHR)	d								1010				1030					
Hinton Admiral (HNA)	d								1015									
New Milton (NWM)	d								1019				1037					
Sway (SWY)	d								1024									
Yarmouth (I.O.W.) (YMH)	⚓ d		0905												1005			
Lymington Pier (LYP)	⚓ a		0945												1045			
Lymington Pier (LYP)	d			0957							1027					1057		
Lymington Town (LYT)	d			0959							1029					1059		
Brockenhurst (BCU)	3 a		0959	1008	1013					1029	1038		1043			1108		1113
Brockenhurst (BCU)	3 d		1000		1014						1030		1044					1114
Beaulieu Road (BEU)	d										1035							
Ashurst New Forest (ANF)	d										1039							
Totton (TTN)	d										1044							
Redbridge (RDB)	d							1027										
Millbrook (Hants) (MBK)	d							1031										
Southampton Central (SOU)	a		1013		1028			1034	1053				1058				1111	1128
Southampton Central (SOU)	d		1015		1030			1036	1055				1100				1115	1130
St Denys (SDN)	d							1041										
Swaythling (SWG)	d							1044										
Southampton Airport Parkway (SOA) ←	d		1023		1038			1047	1103				1108				1123	1138
Portsmouth Harbour (PMH)	⚓ d					0955												
Portsmouth & Southsea (PMS)	d					1000												
Fratton (FTN)	d					1004												
Hilsea (HLS)	d					1008												
Cosham (CSA)	d					1013												
Portchester (PTC)	d					1018												
Fareham (FRM)	d					1024												
Botley (BOE)	d					1031												
Hedge End (HDE)	d					1036												
Eastleigh (ESL)	3 a	←				1042	1050	1106					←					
Eastleigh (ESL)	3 d	1014				1043	1051	1114					1114					
Chandlers Ford (CFR)	d						1056	←										
Romsey (ROM)	a						1103											
Shawford (SHW)	d	1019												1119				
Winchester (WIN)	d	1025a	1032		1048	1052							1118	1124a			1132	1148
Micheldever (MIC)	d					1101												
Basingstoke (BSK)	a		1047			1111							1134					1147
Reading (RDG)	7 a		1107															1206
Fleet (FLE)	a					1122												
Farnborough (Main) (FNB)	a					1128												
Woking (WOK)	a				1120	1137												1220
Clapham Junction (CLJ)	10 a												1211					
London Waterloo (WAT)	← 15 a				1147	1206							1220					1249

NOTES (see introductory pages for explanation of train operator codes and standard symbols)

- a Arrival time
- d Departure time
- A To Manchester Piccadilly
- C From Salisbury
- G To Gloucester

Weymouth, Bournemouth, Yarmouth (IOW), Lymington, Southampton, Portsmouth and Fareham to Winchester and London

Mondays to Fridays






Operator	SW	SW C	SW	SW	SW	SW	SW	SW	SW	XC A	SW	SW	SW C	SW	SW	SW	SW
Days of operation/Notes 1st Class/Reservations/Bus/Ferry Catering facilities	1	1	1	1	1	1	1	1	1	1	1	1	1	1	1	1	1
Weymouth (WEY)	d					1020								1103			1120
Upwey (UPW)	d					1024											1124
Dorchester West (DCW)	a																
Dorchester South (DCH)	d					1033								1113			1133
Moreton (Dorset) (MTN)	d					1039											1139
Wool (WOO)	d					1045											1145
Wareham (WRM)	d					1053								1128			1153
Holton Heath (HOL)	d					1056											1156
Hamworthy (HAM)	d					1101								1135			1201
Poole (POO)	4 a					1106								1139			1206
Poole (POO)	4 d					1058	1107							1140			1158 1207
Parkstone (Dorset) (PKS)	d					1102								1144			1202
Branksome (BSM)	d					1106								1148			1206
Bournemouth (BMH)	a					1111	1117							1154			1211 1217
Bournemouth (BMH)	d			1102		1122					1145	1159				1202	1222
Pokesdown (POK)	d			1106		1126										1206	1226
Christchurch (CHR)	d			1110		1130										1210	1230
Hinton Admiral (HNA)	d			1115												1215	
New Milton (NWM)	d			1119		1137										1219	1237
Sway (SWY)	d			1124												1224	
Yarmouth (I.O.W.) (YMH)	d								1105								
Lymington Pier (LYP)	a								1145								
Lymington Pier (LYP)	d					1127				1157							1227
Lymington Town (LYT)	d					1129				1159							1229
Brockenhurst (BCU)	3 a			1129	1138	1143				1208		1213			1229	1238	1243
Brockenhurst (BCU)	3 d			1130		1144						1214				1230	1244
Beaulieu Road (BEU)	d															1235	
Ashurst New Forest (ANF)	d			1139												1239	
Totton (TTN)	d			1144												1244	
Redbridge (RDB)	d			1127												1227	
Millbrook (Hants) (MBK)	d			1131												1231	
Southampton Central (SOU)	a			1134	1150		1158				1213	1228		1234	1250		1258
Southampton Central (SOU)	d			1136	1155		1200				1215	1230		1236	1255		1300
St Denys (SDN)	d			1141												1241	
Swaythling (SWG)	d			1144												1244	
Southampton Airport Parkway (SOA)	4 d			1147	1203		1208				1223	1238		1247	1303		1308
Portsmouth Harbour (PMH)	d	1055												1155			
Portsmouth & Southsea (PMS)	d	1100												1200			
Fratton (FTN)	d	1104												1204			
Hilsea (HLS)	d	1108												1208			
Cosham (CSA)	d	1113												1213			
Portchester (PTC)	d	1118												1218			
Fareham (FRM)	d	1124												1224			
Botley (BOE)	d	1131												1232			
Hedge End (HDE)	d	1136												1236			
Eastleigh (ESL)	3 a	1142	1150	1206										1247	1250	1307	
Eastleigh (ESL)	3 d	1145	1151	1214				1214						1247	1251	1314	
Chandlers Ford (CFR)	d															1256	
Romsey (ROM)	a			1203												1303	
Shawford (SHW)	d							1219									
Winchester (WIN)	d	1155				1218		1224a			1231	1248	1257				1318
Micheldever (MIC)	d	1203											1305				
Basingstoke (BSK)	a	1213				1234					1246		1315				1334
Reading (RDG)	7 a										1306						
Fleet (FLE)	a	1225												1327			
Farnborough (Main) (FNB)	a	1230												1332			
Woking (WOK)	a	1240										1320	1342				
Clapham Junction (CLJ)	10 a					1312											1412
London Waterloo (WAT)	15 a	1305				1321						1349	1409				1421

NOTES (see introductory pages for explanation of train operator codes and standard symbols)

- a Arrival time
- d Departure time
- A To Manchester Piccadilly
- C From Salisbury

Weymouth, Bournemouth, Yarmouth (IOW), Lymington, Southampton, Portsmouth and Fareham to Winchester and London

Mondays to Fridays

Operator	SW	GW	SW	SW	XC	SW	SW	SN	SW	SW	SW	SW	SW	SW	SW	SW	XC
Days of operation/Notes 1st Class/Reservations/Bus/Ferry Catering facilities	□	G		□	A □◇ ⌘	□	□	H □	C □	□	□	□	□	□		□	A □◇ ⌘
Weymouth (WEY)	d		1129			1203								1220			
Upwey (UPW)	d		1134											1224			
Dorchester West (DCW)	a		1142														
Dorchester South (DCH)	d					1213								1233			
Moreton (Dorset) (MTN)	d													1239			
Wool (WOO)	d													1245			
Wareham (WRM)	d					1228								1253			
Holton Heath (HOL)	d													1256			
Hamworthy (HAM)	d					1235								1301			
Poole (POO)	4 a					1239								1306			
Poole (POO)	4 d					1240								1258 1307			
Parkstone (Dorset) (PKS)	d					1244								1302			
Branksome (BSM)	d					1248								1306			
Bournemouth (BMH)	a					1254								1311 1317			
Bournemouth (BMH)	d					1245 1259							1302	1322			1345
Pokesdown (POK)	d												1306	1326			
Christchurch (CHR)	d												1310	1330			
Hinton Admiral (HNA)	d												1315				
New Milton (NWM)	d												1319	1337			
Sway (SWY)	d												1324				
Yarmouth (I.O.W.) (YMH)	 d					1205										1305	
Lymington Pier (LYP)	 a					1245										1345	
Lymington Pier (LYP)	d					1257								1327			1357
Lymington Town (LYT)	d					1259								1329			1359
Brockenhurst (BCU)	3 a					1308	1313							1329 1338	1343		1408
Brockenhurst (BCU)	3 d						1314							1330	1344		
Beaulieu Road (BEU)	d																
Ashurst New Forest (ANF)	d													1339			
Totton (TTN)	d													1344			
Redbridge (RDB)	d												1327				
Millbrook (Hants) (MBK)	d												1331				
Southampton Central (SOU)	a					1313 1328							1334 1350	1358			1411
Southampton Central (SOU)	d					1315 1330							1336 1355	1400			1415
St Denys (SDN)	d												1341				
Swaythling (SWG)	d												1344				
Southampton Airport Parkway (SOA) ←	d					1323 1338							1347 1403	1408			1423
Portsmouth Harbour (PMH)	 d													1255			
Portsmouth & Southsea (PMS)	d													1300			
Fratton (FTN)	d													1304			
Hilsea (HLS)	d													1308			
Cosham (CSA)	d													1313 1326			
Portchester (PTC)	d													1318 1330			
Fareham (FRM)	d													1324 1335			
Botley (BOE)	d													1331			
Hedge End (HDE)	d													1336			
Eastleigh (ESL)	3 a	←												1342 1348 1350 1406	←		
Eastleigh (ESL)	3 d	1314												1343			1414
Chandlers Ford (CFR)	d													1351 1414			
Romsey (ROM)	a													1356 1403	→		
Shawford (SHW)	d	1319															1419
Winchester (WIN)	d	1324a				1332 1348	1352							1418	1424a		1431
Micheldever (MIC)	d						1401										
Basingstoke (BSK)	a					1349	1411							1434			1446
Reading (RDG)	7 a					1407											1506
Fleet (FLE)	a						1422										
Farnborough (Main) (FNB)	a						1428										
Woking (WOK)	a					1421	1437										
Clapham Junction (CLJ)	10 a													1511			
London Waterloo (WAT)	← 15 a					1449 1506								1520			

NOTES (see introductory pages for explanation of train operator codes and standard symbols)

- a Arrival time
- d Departure time
- A To Manchester Piccadilly
- C From Salisbury
- G To Gloucester
- H From Brighton

Weymouth, Bournemouth, Yarmouth (IOW), Lymington, Southampton, Portsmouth and Fareham to Winchester and London

Mondays to Fridays

Operator Days of operation/Notes 1st Class/Reservations/Bus/Ferry Catering facilities	SW □	SW □	SW C □	SN J □	SW □	SW □	SW □	SW □	SW □	XC A □◇ ⌘	GW G	SW □ ⚓	SW □	SW □	SW □	SW C □	SW □
Weymouth (WEY)	d	1303						1320			1328			1403			
Upwey (UPW)	d							1324			1333						
Dorchester West (DCW)	a										1341						
Dorchester South (DCH)	d	1313						1333						1413			
Moreton (Dorset) (MTN)	d							1339									
Wool (WOO)	d							1345									
Wareham (WRM)	d	1328						1353						1428			
Holton Heath (HOL)	d							1356									
Hamworthy (HAM)	d	1335						1401						1435			
Poole (POO)	4 a	1339						1406						1439			
Poole (POO)	4 d	1340						1358 1407						1440			
Parkstone (Dorset) (PKS)	d	1344						1402						1444			
Branksome (BSM)	d	1348						1406						1448			
Bournemouth (BMH)	a	1354						1411 1417						1454			
Bournemouth (BMH)	d	1359			1402			1422		1445				1459			1502
Pokesdown (POK)	d				1406			1426									1506
Christchurch (CHR)	d				1410			1430									1510
Hinton Admiral (HNA)	d				1415												1515
New Milton (NWM)	d				1419			1437									1519
Sway (SWY)	d				1424												1524
Yarmouth (I.O.W.) (YMH)	⚓ d											1405					
Lymington Pier (LYP)	⚓ a											1445					
Lymington Pier (LYP)	d						1427						1457				
Lymington Town (LYT)	d						1429						1459				
Brockenhurst (BCU)	3 a	1413			1429	1438		1443					1508	1513			1529
Brockenhurst (BCU)	3 d	1414			1430			1444						1514			1530
Beaulieu Road (BEU)	d				1435												
Ashurst New Forest (ANF)	d				1439												1539
Totton (TTN)	d				1444												1544
Redbridge (RDB)	d			1427													1527
Millbrook (Hants) (MBK)	d			1431													1531
Southampton Central (SOU)	a	1428		1434		1452		1458		1513				1528		1534	1552
Southampton Central (SOU)	d	1430		1435	1445	1457		1500		1515				1530		1536	1555
St Denys (SDN)	d			1440													1541
Swaythling (SWG)	d			1443													1544
Southampton Airport Parkway (SOA) ←	d	1438		1446	1453	1505		1508		1523				1538		1547	1603
Portsmouth Harbour (PMH)	⚓ d		1355														1455
Portsmouth & Southsea (PMS)	d		1400														1500
Fratton (FTN)	d		1404														1504
Hilsea (HLS)	d		1408														1508
Cosham (CSA)	d		1413														1513
Portchester (PTC)	d		1418														1518
Fareham (FRM)	d		1424														1524
Botley (BOE)	d		1431														1531
Hedge End (HDE)	d		1436														1536
Eastleigh (ESL)	3 a		1442	1450	1456	1508			←							1542	1550 1607
Eastleigh (ESL)	3 d		1443	1450		1514				1514						1543	1551 1614
Chandlers Ford (CFR)	d			1455		→											1556 →
Romsey (ROM)	a			1503													1603
Shawford (SHW)	d									1519							
Winchester (WIN)	d	1448	1452					1518	1524a	1531				1548	1552		
Micheldever (MIC)	d		1501												1602		
Basingstoke (BSK)	a		1511					1534		1546					1612		
Reading (RDG)	7 a									1609							
Fleet (FLE)	a		1523														1623
Farnborough (Main) (FNB)	a		1528														1629
Woking (WOK)	a	1520	1538											1620	1638		
Clapham Junction (CLJ)	10 a							1611									
London Waterloo (WAT)	⊖ 15 a	1549	1607					1620						1649	1704		

NOTES (see introductory pages for explanation of train operator codes and standard symbols)

- a Arrival time
- d Departure time
- A To Manchester Piccadilly
- C From Salisbury
- G To Gloucester
- J To Brighton

Weymouth, Bournemouth, Yarmouth (IOW), Lymington, Southampton, Portsmouth and Fareham to Winchester and London

Mondays to Fridays

Operator	SW	SW	SW	SW	SW	SW	XC	SW	SW	SW	SW	SW	SW	SW	SW	SW	GW	SW
Days of operation/Notes 1st Class/Reservations/Bus/Ferry Catering facilities	□	□	□	□	☞	□	A □◇ ⚓	□	□	C □	□	□	□	□	□	□	G	MFO ☞
Weymouth (WEY)	d		1420					1503							1520			1528
Upwey (UPW)	d		1424												1524			1533
Dorchester West (DCW)	a																	1541
Dorchester South (DCH)	d		1433					1513							1533			
Moreton (Dorset) (MTN)	d		1439												1539			
Wool (WOO)	d		1445												1545			
Wareham (WRM)	d		1453					1528							1553			
Holton Heath (HOL)	d		1456												1556			
Hamworthy (HAM)	d		1501					1535							1601			
Poole (POO)	4 a		1506					1539							1606			
Poole (POO)	4 d		1458	1507				1540							1558	1607		
Parkstone (Dorset) (PKS)	d		1502					1544							1602			
Branksome (BSM)	d		1506					1548							1606			
Bournemouth (BMH)	a		1511	1517				1554							1611	1617		
Bournemouth (BMH)	d		1522					1545	1559					1602	1622			
Pokesdown (POK)	d		1526											1606	1626			
Christchurch (CHR)	d		1530											1610	1630			
Hinton Admiral (HNA)	d													1615				
New Milton (NWM)	d		1537											1619	1637			
Sway (SWY)	d													1624				
Yarmouth (I.O.W.) (YMH)	☞ d					1505												1605
Lymington Pier (LYP)	☞ a					1545												1645
Lymington Pier (LYP)	d	1527					1557								1627			
Lymington Town (LYT)	d	1529					1559								1629			
Brockenhurst (BCU)	3 a	1538	1543				1608		1613					1629	1638	1643		
Brockenhurst (BCU)	3 d		1544						1614					1630		1644		
Beaulieu Road (BEU)	d													1635				
Ashurst New Forest (ANF)	d													1639				
Totton (TTN)	d													1644				
Redbridge (RDB)	d												1627					
Millbrook (Hants) (MBK)	d												1631					
Southampton Central (SOU)	a		1558					1613	1628				1634	1650	1658			
Southampton Central (SOU)	d		1600					1615	1630				1636	1652	1700			
St Denys (SDN)	d												1641	1657				
Swaythling (SWG)	d												1644	1700				
Southampton Airport Parkway (SOA)	← d		1608					1623	1638				1647	1704	1708			
Portsmouth Harbour (PMH)	☞ d											1555						
Portsmouth & Southsea (PMS)	d											1600						
Fratton (FTN)	d											1604						
Hilsea (HLS)	d											1608						
Cosham (CSA)	d											1613						
Portchester (PTC)	d											1618						
Fareham (FRM)	d											1624						
Botley (BOE)	d											1631						
Hedge End (HDE)	d											1636						
Eastleigh (ESL)	3 a				☞							1642	1650	1707			☞	
Eastleigh (ESL)	3 d				1614							1643	1651	1712			1712	
Chandlers Ford (CFR)	d												1656					
Romsey (ROM)	a												1703					
Shawford (SHW)	d			1619														1717
Winchester (WIN)	d		1618	1624a				1632	1648	1652					1718	1723		
Micheldever (MIC)	d														1701			
Basingstoke (BSK)	a		1634					1647		1711					1734	1739		
Reading (RDG)	7 a							1707										
Fleet (FLE)	a												1722					
Farnborough (Main) (FNB)	a												1728					
Woking (WOK)	a								1720	1737								
Clapham Junction (CLJ)	10 a		1711												1811			
London Waterloo (WAT)	☞ 15 a		1720						1749	1804					1820			

NOTES (see introductory pages for explanation of train operator codes and standard symbols)

- a Arrival time
- d Departure time
- A To Manchester Piccadilly
- C From Salisbury
- G To Gloucester
- MFO Mondays and Fridays only

Weymouth, Bournemouth, Yarmouth (IOW), Lymington, Southampton, Portsmouth and Fareham to Winchester and London

Mondays to Fridays

Operator	SW	XC	SW	SW	SW	SW	SW	SW	SW	SW	SW	SW	SW	SW	XC	SW	SW	
Days of operation/Notes 1st Class/Reservations/Bus/Ferry Catering facilities	□	A □◇ ⚓	□	□	□	□	C	□	□	□	□	□	□	□	A □◇ ⚓	□	□	
Weymouth (WEY)	d			1603								1620					1703	
Upwey (UPW)	d											1624						
Dorchester West (DCW)	a																	
Dorchester South (DCH)	d			1613								1633					1713	
Moreton (Dorset) (MTN)	d											1639						
Wool (WOO)	d											1645						
Wareham (WRM)	d			1628								1653					1728	
Holton Heath (HOL)	d											1656						
Hamworthy (HAM)	d			1635								1701					1735	
Poole (POO)	4 a			1639								1706					1739	
Poole (POO)	4 d			1640								1658 1707					1740	
Parkstone (Dorset) (PKS)	d			1644								1702					1744	
Branksome (BSM)	d			1648								1706					1748	
Bournemouth (BMH)	a			1654								1711 1717					1754	
Bournemouth (BMH)	d		1645	1659					1702			1722				1745	1759	
Pokesdown (POK)	d								1706			1726						
Christchurch (CHR)	d								1710			1730						
Hinton Admiral (HNA)	d								1715									
New Milton (NWM)	d								1719			1737						
Sway (SWY)	d								1724									
Yarmouth (I.O.W.) (YMH)	d	⚓													1705			
Lymington Pier (LYP)	a	⚓													1745			
Lymington Pier (LYP)	d		1659									1729				1759		
Lymington Town (LYT)	d		1701									1731				1801		
Brockenhurst (BCU)	3 a		1709		1713					1729	1739	1743				1809	1813	
Brockenhurst (BCU)	3 d			1714						1730		1744					1814	
Beaulieu Road (BEU)	d																	
Ashurst New Forest (ANF)	d									1739								
Totton (TTN)	d									1744								
Redbridge (RDB)	d							1727										
Millbrook (Hants) (MBK)	d							1731										
Southampton Central (SOU)	a		1711	1728				1734	1750			1758				1813	1828	
Southampton Central (SOU)	d		1715	1724	1730			1736	1752			1800				1815	1830	
St Denys (SDN)	d							1741	1757									
Swaythling (SWG)	d							1744	1800									
Southampton Airport Parkway (SOA)	← d		1723	1732	1738			1747	1804			1808				1823	1838	
Portsmouth Harbour (PMH)	d	⚓				1655											1755	
Portsmouth & Southsea (PMS)	d					1700											1800	
Fratton (FTN)	d					1704											1804	
Hilsea (HLS)	d					1708											1808	
Cosham (CSA)	d					1713											1813	
Portchester (PTC)	d					1718											1818	
Fareham (FRM)	d					1724											1824	
Botley (BOE)	d					1731											1831	
Hedge End (HDE)	d					1736											1836	
Eastleigh (ESL)	3 a		1735	1742	←	1750	1807					←					1842	
Eastleigh (ESL)	3 d		1745	1743	1745	1751	1812					1812					1843	
Chandlers Ford (CFR)	d		←				1756	←										
Romsey (ROM)	a						1803											
Shawford (SHW)	d					1751								1817				
Winchester (WIN)	d		1731	1748	1752	1757						1818	1823			1832	1848	1852
Micheldever (MIC)	d				1801												1901	
Basingstoke (BSK)	a		1746		1811	1814						1834	1839			1847		1911
Reading (RDG)	7 a		1807													1907		
Fleet (FLE)	a				1823													1922
Farnborough (Main) (FNB)	a				1828													1928
Woking (WOK)	a			1820	1838												1924	1938
Clapham Junction (CLJ)	10 a											1911						
London Waterloo (WAT)	← 15 a			1849	1904							1920					1951	2004

NOTES (see introductory pages for explanation of train operator codes and standard symbols)

- a Arrival time
- d Departure time
- A To Manchester Piccadilly
- C From Salisbury

Weymouth, Bournemouth, Yarmouth (IOW), Lymington, Southampton, Portsmouth and Fareham to Winchester and London

Mondays to Fridays








Operator	SW	SW	SW	SW	SW	SW	GW	XC	SW	SW	SW	SW	SW	SW	SW	SW	SW
Days of operation/Notes 1st Class/Reservations/Bus/Ferry Catering facilities	C	□	□	□	□	□	K	A □◇ ⌘	□	□	MFO ☰	□	C	□	□	□	□
Weymouth (WEY)	d				1720		1728		1803								1820
Upwey (UPW)	d				1724		1733										1824
Dorchester West (DCW)	a						1741										
Dorchester South (DCH)	d				1733				1813								1833
Moreton (Dorset) (MTN)	d				1739												1839
Wool (WOO)	d				1745												1845
Wareham (WRM)	d				1753				1828								1853
Holton Heath (HOL)	d				1756												1856
Hamworthy (HAM)	d				1801				1835								1901
Poole (POO)	4 a				1806				1839								1906
Poole (POO)	4 d				1758	1807			1840								1858 1907
Parkstone (Dorset) (PKS)	d				1802				1844								1902
Branksome (BSM)	d				1806				1848								1906
Bournemouth (BMH)	a				1811	1817			1854								1911 1917
Bournemouth (BMH)	d		1802		1822			1845	1859						1902		1922
Pokesdown (POK)	d		1806		1826										1906		1926
Christchurch (CHR)	d		1810		1830										1910		1930
Hinton Admiral (HNA)	d		1815												1915		
New Milton (NWM)	d		1819		1837										1919		1937
Sway (SWY)	d		1824												1924		
Yarmouth (I.O.W.) (YMH)	d										1805						
Lymington Pier (LYP)	a										1845						
Lymington Pier (LYP)	d			1829								1903					
Lymington Town (LYT)	d			1831								1905					
Brockenhurst (BCU)	3 a		1829	1839	1843			1859	1913			1914		1929		1943	
Brockenhurst (BCU)	3 d		1830		1844			1900	1914					1930		1944	
Beaulieu Road (BEU)	d		1835														
Ashurst New Forest (ANF)	d		1839											1939			
Totton (TTN)	d		1844											1944			
Redbridge (RDB)	d	1827											1927				
Millbrook (Hants) (MBK)	d	1831											1931				
Southampton Central (SOU)	a	1834	1853		1858			1913	1928				1934	1952		1958	
Southampton Central (SOU)	d	1836	1857		1900			1915	1930				1936	1955		2000	
St Denys (SDN)	d	1841											1941				
Swaythling (SWG)	d	1844											1944				
Southampton Airport Parkway (SOA) ←	d	1847	1905		1908			1923	1938				1947	2003		2008	
Portsmouth Harbour (PMH)	d										1855						
Portsmouth & Southsea (PMS)	d										1900						
Fratton (FTN)	d										1904						
Hilsea (HLS)	d										1908						
Cosham (CSA)	d										1913						
Portchester (PTC)	d										1918						
Fareham (FRM)	d										1924						
Botley (BOE)	d										1931						
Hedge End (HDE)	d										1936						
Eastleigh (ESL)	3 a	1850	1908			←					1942		1950	2006		←	
Eastleigh (ESL)	3 d	1851	1912			1912					1943		1951	2011			2011
Chandlers Ford (CFR)	d	1856	→										1956	→			
Romsey (ROM)	a	1903											2003				
Shawford (SHW)	d					1917											2016
Winchester (WIN)	d			1918	1923		1931	1948	1952						2018		2021a
Micheldever (MIC)	d								2001								
Basingstoke (BSK)	a			1934	1939		1946		2011						2034		
Reading (RDG)	7 a						2009										
Fleet (FLE)	a										2022						
Farnborough (Main) (FNB)	a										2028						
Woking (WOK)	a								2020	2038					2053		
Clapham Junction (CLJ)	10 a			2010											2116		
London Waterloo (WAT)	15 a			2019					2049	2105					2129		

NOTES (see introductory pages for explanation of train operator codes and standard symbols)

- a Arrival time
- d Departure time
- A To Manchester Piccadilly
- C From Salisbury
- K To Bristol Temple Meads
- MFO Mondays and Fridays only

Weymouth, Bournemouth, Yarmouth (IOW), Lymington, Southampton, Portsmouth and Fareham to Winchester and London

Mondays to Fridays

Operator Days of operation/Notes 1st Class/Reservations/Bus/Ferry	SW □	GW K	SW □	SW 	SW □	SW □	SW C □	SW FO P □	SW FX Q □	SW MFO 	SW □	SN R	GW FX S	SW C □	SW □	SW □
Weymouth (WEY)	d	2006	2014					2100	2100				2128		2210	2310
Upwey (UPW)	d	2010	2019					2104	2104				2133		2214	2314
Dorchester West (DCW)	a		2027										2141			
Dorchester South (DCH)	d	2021f						2112	2112						2223	2322
Moreton (Dorset) (MTN)	d	2027						2119	2119						2229	2329
Wool (WOO)	d	2033						2125	2125						2235	2335
Wareham (WRM)	d	2042						2132	2132						2243	2342
Holton Heath (HOL)	d															
Hamworthy (HAM)	d	2048						2139	2139						2249	2349
Poole (POO)	4 a	2053						2143	2143						2254	2353
Poole (POO)	4 d	2054						2144	2144						2255	2354
Parkstone (Dorset) (PKS)	d	2058						2148	2148						2259	
Branksome (BSM)	d	2101						2152	2152						2302	
Bournemouth (BMH)	a	2107						2158	2158						2308	0003
Bournemouth (BMH)	d	2112						2212	2212						2312	
Pokesdown (POK)	d	2116						2216	2216						2316	
Christchurch (CHR)	d	2120						2220	2220						2320	
Hinton Admiral (HNA)	d	2125						2225	2225						2325	
New Milton (NWM)	d	2129						2229	2229						2329	
Sway (SWY)	d	2134						2234	2234						2334	
Yarmouth (I.O.W.) (YMH)	 d			2105						2150						
Lymington Pier (LYP)	 a			2145						2230						
Lymington Pier (LYP)	d		2133		2203						2236					
Lymington Town (LYT)	d		2135		2205						2238					
Brockenhurst (BCU)	3 a	2138	2144		2214			2238	2238		2247				2338	
Brockenhurst (BCU)	3 d	2139						2239	2239						2339	
Beaulieu Road (BEU)	d															
Ashurst New Forest (ANF)	d	2147						2247	2247						2347	
Totton (TTN)	d	2152						2252	2252						2352	
Redbridge (RDB)	d						2227							2316		
Millbrook (Hants) (MBK)	d						2231							2319		
Southampton Central (SOU)	a	2157					2234	2257	2257					2322	2357	
Southampton Central (SOU)	d	2200					2236	2300	2300			2311		2323		
St Denys (SDN)	d						2241							2328		
Swaythling (SWG)	d						2244							2331		
Southampton Airport Parkway (SOA) 	d	2208					2247	2308	2308			2319		2334		
Portsmouth Harbour (PMH)	 d					2155										
Portsmouth & Southsea (PMS)	d					2200										
Fratton (FTN)	d					2204										
Hilsea (HLS)	d					2208										
Cosham (CSA)	d					2213										
Portchester (PTC)	d					2218										
Fareham (FRM)	d					2224										
Botley (BOE)	d					2231										
Hedge End (HDE)	d					2236										
Eastleigh (ESL)	3 a	2211				2242	2250	2311	2311			2323		2338		
Eastleigh (ESL)	3 d	2212					2251	2312	2312					2338		
Chandlers Ford (CFR)	d						2256							2343		
Romsey (ROM)	a						2303							2351		
Shawford (SHW)	d	2218						2318	2318							
Winchester (WIN)	d	2224						2324	2324							
Micheldever (MIC)	d							2333	2333							
Basingstoke (BSK)	a	2240						2343	2343							
Reading (RDG)	7 a															
Fleet (FLE)	a							0001	0001							
Farnborough (Main) (FNB)	a							0006	0006							
Woking (WOK)	a	2300						0018	0020							
Clapham Junction (CLJ)	10 a	2320														
London Waterloo (WAT)	 15 a	2330														

NOTES (see introductory pages for explanation of train operator codes and standard symbols)

- a Arrival time
- d Departure time
- f Arrives 4 minutes earlier
- C From Salisbury
- K To Bristol Temple Meads
- P Also calls at Hook 2351, Winchfield 2355 and Brookwood 0013
- Q Also calls at Hook 2351, Winchfield 2355 and Brookwood 0013
- R To Littlehampton
- S To Westbury
- FO Fridays only
- FX Not Fridays
- MFO Mondays and Fridays only

Weymouth, Bournemouth, Yarmouth (IOW), Lymington, Southampton, Portsmouth and Fareham to Winchester and London

Saturdays

Operator	SW A	XC B	SW A	SW	SW C	SW	XC B	SW	SW D	SW	SW	SW	SW	SW	XC B	SW	SW
Days of operation/Notes 1st Class/Reservations/Bus/Ferry Catering facilities	□	□◇ ⚓	□	□	□	□	□◇ ⚓	□	□	□	□	□	□	□	□◇ ⚓	□	□
Weymouth (WEY)	d																0542
Upwey (UPW)	d																
Dorchester West (DCW)	a																
Dorchester South (DCH)	d																0552
Moreton (Dorset) (MTN)	d																
Wool (WOO)	d																0602
Wareham (WRM)	d																0610
Holton Heath (HOL)	d																0613
Hamworthy (HAM)	d																0618
Poole (POO)	4 a																0623
Poole (POO)	4 d									0528							0624
Parkstone (Dorset) (PKS)	d									0532							0628
Branksome (BSM)	d									0536							0631
Bournemouth (BMH)	a									0541							0637
Bournemouth (BMH)	d									0543					0635		0642
Pokesdown (POK)	d									0547							0646
Christchurch (CHR)	d									0551							0650
Hinton Admiral (HNA)	d									0556							0655
New Milton (NWM)	d									0600							0700
Sway (SWY)	d									0605							0705
Yarmouth (I.O.W.) (YMH)	d																
Lymington Pier (LYP)	a																
Lymington Pier (LYP)	d												0627				0657
Lymington Town (LYT)	d												0629				0659
Brockenhurst (BCU)	3 a									0610			0637				0709
Brockenhurst (BCU)	3 d									0611							0710
Beaulieu Road (BEU)	d																
Ashurst New Forest (ANF)	d											0618					0718
Totton (TTN)	d											0623					0723
Redbridge (RDB)	d									0616							
Millbrook (Hants) (MBK)	d									0620							
Southampton Central (SOU)	a									0623	0629		←		0704		0728
Southampton Central (SOU)	d	0511	0515			0530	0557	0616		0635	0630			0635	0700	0715	0730
St Denys (SDN)	d					0535				→				0640			
Swaythling (SWG)	d					0538								0643			
Southampton Airport Parkway (SOA)	← d	0519	0523			0541	0605	0624			0638			0646		0708	0723
Portsmouth Harbour (PMH)	d								0540				0555				
Portsmouth & Southsea (PMS)	d								0544				0600				
Fratton (FTN)	d								0548				0604				
Hilsea (HLS)	d												0608				
Cosham (CSA)	d				0509					0556			0613				
Portchester (PTC)	d				0513								0618				
Fareham (FRM)	d				0520				0605				0624				
Botley (BOE)	d				0527								0632				
Hedge End (HDE)	d				0532								0636				
Eastleigh (ESL)	3 a	0523		←	0538	0545	0608		0618				0643	0650		0711	
Eastleigh (ESL)	3 d	0524		0524		0546	0609						0643	0650		0713	
Chandlers Ford (CFR)	d	→											0655				
Romsey (ROM)	a												0703				
Shawford (SHW)	d					0552							0649			0718	
Winchester (WIN)	d		0531	0536		0600c	0621	0632			0648	0655			0725	0733	0748
Micheldever (MIC)	d					0608						0704					
Basingstoke (BSK)	a		0546	0552		0618	0639	0647			0704	0714			0741	0748	
Reading (RDG)	7 a		0609					0706								0807	
Fleet (FLE)	a			0610		0640							0725				
Farnborough (Main) (FNB)	a			0615		0645							0731				
Woking (WOK)	a			0630		0658	0659					0723	0740				0822
Clapham Junction (CLJ)	10 a			0650		0728						0743				0822	
London Waterloo (WAT)	↻ 15 a			0659		0737	0729					0752	0805			0831	0848

NOTES (see introductory pages for explanation of train operator codes and standard symbols)

- a Arrival time
- d Departure time
- c Arrives 3 minutes earlier
- A Also calls at Hook 0601, Winchfield 0605 and Brookwood 0623
- B To Manchester Piccadilly
- C Also calls at Hook 0631, Winchfield 0635, Brookwood 0653, Weybridge 0705, Walton-On-Thames 0709 and Surbiton 0716
- D From Romsey

Weymouth, Bournemouth, Yarmouth (IOW), Lymington, Southampton, Portsmouth and Fareham to Winchester and London

Saturdays

Operator	SW	SW	SW	SW	SW	SW	XC	GW	SW	SW	SW	SW	SW	SW	SW	SW
Days of operation/Notes 1st Class/Reservations/Bus/Ferry Catering facilities	□	E □	□	□	□	□	B □ ◇ ⚓	F	E □	🚢	□	□	□	E □	□	□
Weymouth (WEY)	d				0617			0638					0655			
Upwey (UPW)	d				0621			0643					0659			
Dorchester West (DCW)	a							0651								
Dorchester South (DCH)	d				0629								0707			
Moreton (Dorset) (MTN)	d				0636								0714			
Wool (WOO)	d				0642								0720			
Wareham (WRM)	d				0649								0727			
Holton Heath (HOL)	d				0653								0731			
Hamworthy (HAM)	d				0658								0736			
Poole (POO)	4 a				0702								0740			
Poole (POO)	4 d			0650									0741			
Parkstone (Dorset) (PKS)	d			0654									0745			
Branksome (BSM)	d			0657									0749			
Bournemouth (BMH)	a			0702									0754			
Bournemouth (BMH)	d			0705			0745						0759			0802
Pokesdown (POK)	d			0709												0806
Christchurch (CHR)	d			0713												0810
Hinton Admiral (HNA)	d			0718												0815
New Milton (NWM)	d			0722												0819
Sway (SWY)	d			0727												0824
Yarmouth (I.O.W.) (YMH)	🚢 d										0655					
Lymington Pier (LYP)	🚢 a										0735					
Lymington Pier (LYP)	d				0727							0757				0827
Lymington Town (LYT)	d				0729							0759				0829
Brockenhurst (BCU)	3 a			0732	0737	0743						0807	0813		0829	0837
Brockenhurst (BCU)	3 d			0733		0744							0814			0830
Beaulieu Road (BEU)	d															0835
Ashurst New Forest (ANF)	d				0740											0839
Totton (TTN)	d				0745											0844
Redbridge (RDB)	d			0721							0821					
Millbrook (Hants) (MBK)	d			0724							0824					
Southampton Central (SOU)	a			0730	0752		0758	0813			0827		0828		←	0852
Southampton Central (SOU)	d			0736	0755		0800	0815			0835		0830			0835 0855
St Denys (SDN)	d				0741					→						0840
Swaythling (SWG)	d				0744											0843
Southampton Airport Parkway (SOA) ↵	d				0747	0803		0808	0823				0838			0846 0903
Portsmouth Harbour (PMH)	🚢 d	0655												0755		
Portsmouth & Southsea (PMS)	d	0700												0800		
Fratton (FTN)	d	0704												0804		
Hilsea (HLS)	d	0708												0808		
Cosham (CSA)	d	0713												0813		
Portchester (PTC)	d	0718												0818		
Fareham (FRM)	d	0724												0824		
Botley (BOE)	d	0732												0832		
Hedge End (HDE)	d	0736												0836		
Eastleigh (ESL)	3 a	0743	0750	0806			←							0843	0849	0906
Eastleigh (ESL)	3 d	0743	0751	0812			0812							0843	0850	0914
Chandlers Ford (CFR)	d			0756			→							0855		→
Romsey (ROM)	a			0803										0903		
Shawford (SHW)	d						0817									
Winchester (WIN)	d	0753				0818	0822a	0831					0848	0853		
Micheldever (MIC)	d	0801												0901		
Basingstoke (BSK)	a	0811				0834		0846						0911		
Reading (RDG)	7 a							0907								
Fleet (FLE)	a	0823													0923	
Farnborough (Main) (FNB)	a	0829													0928	
Woking (WOK)	a	0839											0920	0938		
Clapham Junction (CLJ)	10 a					0911										
London Waterloo (WAT)	🚉 15 a	0904				0920								0947	1003	

NOTES (see introductory pages for explanation of train operator codes and standard symbols)

- a Arrival time
- d Departure time
- B To Manchester Piccadilly
- E From Salisbury
- F To Gloucester

Weymouth, Bournemouth, Yarmouth (IOW), Lymington, Southampton, Portsmouth and Fareham to Winchester and London

Saturdays

Operator	SW	SW	SW	GW	XC	SW	SW	SW	SW	SW	SW	SW	SW	SW	XC	SW	SW
Days of operation/Notes 1st Class/Reservations/Bus/Ferry Catering facilities	□	□	□	F	B ◇ ⌘	□	□	□	E □	□	□	□	□	□	B ◇ ⌘	⚓	□
Weymouth (WEY)	d	0720		0733			0803						0820				
Upwey (UPW)	d	0724		0738									0824				
Dorchester West (DCW)	a			0746													
Dorchester South (DCH)	d	0732					0813						0833				
Moreton (Dorset) (MTN)	d	0739											0839				
Wool (WOO)	d	0745											0845				
Wareham (WRM)	d	0753					0828						0853				
Holton Heath (HOL)	d	0756											0856				
Hamworthy (HAM)	d	0801					0835						0901				
Poole (POO)	4 a	0806					0839						0906				
Poole (POO)	4 d	0758	0807				0840						0858 0907				
Parkstone (Dorset) (PKS)	d	0802					0844						0902				
Branksome (BSM)	d	0806					0848						0906				
Bournemouth (BMH)	a	0811	0817				0854						0911 0917				
Bournemouth (BMH)	d	0822			0845		0859			0902			0922		0945		
Pokesdown (POK)	d	0826								0906			0926				
Christchurch (CHR)	d	0830								0910			0930				
Hinton Admiral (HNA)	d									0915							
New Milton (NWM)	d	0837								0919			0937				
Sway (SWY)	d									0924							
Yarmouth (I.O.W.) (YMH)	⚓ d															0905	
Lymington Pier (LYP)	⚓ a															0945	
Lymington Pier (LYP)	d					0857						0927					0957
Lymington Town (LYT)	d					0859						0929					0959
Brockenhurst (BCU)	3 a	0843				0907	0913			0929	0937		0943		0959		1007
Brockenhurst (BCU)	3 d	0844					0914			0930			0944		1000		
Beaulieu Road (BEU)	d																
Ashurst New Forest (ANF)	d									0939							
Totton (TTN)	d									0944							
Redbridge (RDB)	d									0927							
Millbrook (Hants) (MBK)	d									0931							
Southampton Central (SOU)	a	0858		0913		0928		0934	0950			0958		1013			
Southampton Central (SOU)	d	0900		0915		0930		0936	0955			1000		1015			
St Denys (SDN)	d							0941									
Swaythling (SWG)	d							0944									
Southampton Airport Parkway (SOA)	⚓ d	0908		0923		0938		0947	1003			1008		1023			
Portsmouth Harbour (PMH)	⚓ d						0855										
Portsmouth & Southsea (PMS)	d						0900										
Fratton (FTN)	d						0904										
Hilsea (HLS)	d						0908										
Cosham (CSA)	d						0913										
Portchester (PTC)	d						0918										
Fareham (FRM)	d						0924										
Botley (BOE)	d						0932										
Hedge End (HDE)	d						0936										
Eastleigh (ESL)	3 a		←				0943	0950	1006					←			
Eastleigh (ESL)	3 d		0914				0943	0951	1014					1014			
Chandlers Ford (CFR)	d							0956	→								
Romsey (ROM)	a							1003									
Shawford (SHW)	d		0919											1019			
Winchester (WIN)	d	0918	0924a		0932		0948	0953				1018	1024a	1031			
Micheldever (MIC)	d							1001									
Basingstoke (BSK)	a	0934			0947			1011				1034		1046			
Reading (RDG)	7 a				1007									1106			
Fleet (FLE)	a							1023									
Farnborough (Main) (FNB)	a							1028									
Woking (WOK)	a						1020	1038									
Clapham Junction (CLJ)	10 a	1011										1111					
London Waterloo (WAT)	⚓ 15 a	1020					1047	1106				1120					

NOTES (see introductory pages for explanation of train operator codes and standard symbols)

- a Arrival time
- d Departure time
- B To Manchester Piccadilly
- E From Salisbury
- F To Gloucester

Weymouth, Bournemouth, Yarmouth (IOW), Lymington, Southampton, Portsmouth and Fareham to Winchester and London

Saturdays

Operator	SW	SW	SW	SW	SW	SW	SW	SW	GW	XC	SW	SW	SW	SW	SW	SW	SW
Days of operation/Notes 1st Class/Reservations/Bus/Ferry Catering facilities	□	□	E □	□	□	□	□	□	F	B □◇ ⌘	⚓	□	□	□	E □	□	□
Weymouth (WEY)	d	0903						0920						1003			
Upwey (UPW)	d							0924									
Dorchester West (DCW)	a										0943						
Dorchester South (DCH)	d	0913						0933						1013			
Moreton (Dorset) (MTN)	d							0939									
Wool (WOO)	d							0945									
Wareham (WRM)	d	0928						0953						1028			
Holton Heath (HOL)	d							0956									
Hamworthy (HAM)	d	0935						1001						1035			
Poole (POO)	4 a	0939						1006						1039			
Poole (POO)	4 d	0940					0958	1007						1040			
Parkstone (Dorset) (PKS)	d	0944					1002							1044			
Branksome (BSM)	d	0948					1006							1048			
Bournemouth (BMH)	a	0954					1011	1017						1054			
Bournemouth (BMH)	d	0959			1002			1022			1045			1059			1102
Pokesdown (POK)	d				1006			1026									1106
Christchurch (CHR)	d				1010			1030									1110
Hinton Admiral (HNA)	d				1015												1115
New Milton (NWM)	d				1019			1037									1119
Sway (SWY)	d				1024												1124
Yarmouth (I.O.W.) (YMH)	⚓ d										1005						
Lymington Pier (LYP)	⚓ a										1045						
Lymington Pier (LYP)	d					1027						1057					1127
Lymington Town (LYT)	d					1029						1059					1129
Brockenhurst (BCU)	3 a	1013			1029	1037		1043				1107	1113				1129
Brockenhurst (BCU)	3 d	1014			1030			1044					1114				1130
Beaulieu Road (BEU)	d				1035												
Ashurst New Forest (ANF)	d				1039												1139
Totton (TTN)	d				1044												1144
Redbridge (RDB)	d				1027												1127
Millbrook (Hants) (MBK)	d				1031												1131
Southampton Central (SOU)	a	1028			1034	1052		1058			1113			1128			1134
Southampton Central (SOU)	d	1030			1036	1055		1100			1115			1130			1136
St Denys (SDN)	d				1041												1141
Swaythling (SWG)	d				1044												1144
Southampton Airport Parkway (SOA)	← d	1038			1047	1103		1108			1123			1138			1147
Portsmouth Harbour (PMH)	⚓ d		0955														1055
Portsmouth & Southsea (PMS)	d		1000														1100
Fratton (FTN)	d		1004														1104
Hilsea (HLS)	d		1008														1108
Cosham (CSA)	d		1013														1113
Portchester (PTC)	d		1018														1118
Fareham (FRM)	d		1024														1124
Botley (BOE)	d		1032														1132
Hedge End (HDE)	d		1036														1136
Eastleigh (ESL)	3 a		1043	1050	1106				←								1143
Eastleigh (ESL)	3 d		1043	1051	1114				1114								1143
Chandlers Ford (CFR)	d			1056	→												1156
Romsey (ROM)	a			1103													1203
Shawford (SHW)	d								1119								
Winchester (WIN)	d	1048	1053					1118	1124a		1132			1148	1153		
Micheldever (MIC)	d		1101												1201		
Basingstoke (BSK)	a		1111					1134			1147				1211		
Reading (RDG)	7 a										1207						
Fleet (FLE)	a		1123												1223		
Farnborough (Main) (FNB)	a		1128												1228		
Woking (WOK)	a	1120	1138											1220	1238		
Clapham Junction (CLJ)	10 a							1211									
London Waterloo (WAT)	⌚ 15 a	1150	1209					1224						1248	1306		

NOTES (see introductory pages for explanation of train operator codes and standard symbols)

- a Arrival time
- d Departure time
- B To Manchester Piccadilly
- E From Salisbury
- F To Gloucester

Weymouth, Bournemouth, Yarmouth (IOW), Lymington, Southampton, Portsmouth and Fareham to Winchester and London

Saturdays

Operator	SW	SW	SW	XC B ◇ ⚓	SW ⚓	SW	SW	SW	SW E ⚓	SW	SW	SW	SW	SW	GW F	XC B ◇ ⚓	SW ⚓
Days of operation/Notes 1st Class/Reservations/Bus/Ferry Catering facilities	⏰	⏰	⏰	⏰	⏰	⏰	⏰	⏰	⏰	⏰	⏰	⏰	⏰	⏰	⏰	⏰	⏰
Weymouth (WEY)	d	1020						1103						1120		1130	
Upwey (UPW)	d	1024												1124		1135	
Dorchester West (DCW)	a														1143		
Dorchester South (DCH)	d	1033						1113						1133			
Moreton (Dorset) (MTN)	d	1039												1139			
Wool (WOO)	d	1045												1145			
Wareham (WRM)	d	1053						1128						1153			
Holton Heath (HOL)	d	1056												1156			
Hamworthy (HAM)	d	1101						1135						1201			
Poole (POO)	4 a	1106						1139						1206			
Poole (POO)	4 d	1058	1107					1140						1158	1207		
Parkstone (Dorset) (PKS)	d	1102						1144						1202			
Branksome (BSM)	d	1106						1148						1206			
Bournemouth (BMH)	a	1111	1117					1154						1211	1217		
Bournemouth (BMH)	d	1122		1145				1159			1202		1222			1245	
Pokesdown (POK)	d	1126								1206		1226					
Christchurch (CHR)	d	1130								1210		1230					
Hinton Admiral (HNA)	d									1215							
New Milton (NWM)	d	1137								1219		1237					
Sway (SWY)	d									1224							
Yarmouth (I.O.W.) (YMH)	⚓ d				1105												1205
Lymington Pier (LYP)	⚓ a				1145												1245
Lymington Pier (LYP)	d					1157						1227					
Lymington Town (LYT)	d					1159						1229					
Brockenhurst (BCU)	3 a	1143				1207	1213				1229	1237	1243				
Brockenhurst (BCU)	3 d	1144					1214				1230		1244				
Beaulieu Road (BEU)	d										1235						
Ashurst New Forest (ANF)	d										1239						
Totton (TTN)	d										1244						
Redbridge (RDB)	d									1227							
Millbrook (Hants) (MBK)	d									1231							
Southampton Central (SOU)	a	1158		1211			1228		1234	1251			1258			1313	
Southampton Central (SOU)	d	1200		1215			1230		1236	1255			1300			1315	
St Denys (SDN)	d									1241							
Swaythling (SWG)	d									1244							
Southampton Airport Parkway (SOA)	⚓ d	1208		1223			1238		1247	1303			1308			1323	
Portsmouth Harbour (PMH)	⚓ d							1155									
Portsmouth & Southsea (PMS)	d							1200									
Fratton (FTN)	d							1204									
Hilsea (HLS)	d							1208									
Cosham (CSA)	d							1213									
Portchester (PTC)	d							1218									
Fareham (FRM)	d							1224									
Botley (BOE)	d							1232									
Hedge End (HDE)	d							1236									
Eastleigh (ESL)	3 a			←				1243	1250	1306				←			
Eastleigh (ESL)	3 d			1214				1243	1251	1314				1314			
Chandlers Ford (CFR)	d								1256	→							
Romsey (ROM)	a								1303								
Shawford (SHW)	d			1219												1319	
Winchester (WIN)	d	1218	1224a	1231			1248	1253					1318	1324a		1332	
Micheldever (MIC)	d							1301									
Basingstoke (BSK)	a	1234		1246				1311					1334			1347	
Reading (RDG)	7 a			1306												1409	
Fleet (FLE)	a							1323									
Farnborough (Main) (FNB)	a							1328									
Woking (WOK)	a						1320	1338									
Clapham Junction (CLJ)	10 a	1311											1411				
London Waterloo (WAT)	⚓ 15 a	1320					1349	1404					1420				

NOTES (see introductory pages for explanation of train operator codes and standard symbols)

- a Arrival time
- d Departure time
- B To Manchester Piccadilly
- E From Salisbury
- F To Gloucester

Weymouth, Bournemouth, Yarmouth (IOW), Lymington, Southampton, Portsmouth and Fareham to Winchester and London

Saturdays

Operator	SW	SW	SW	SW	SW	SW	SW	SW	SW	SW	XC B	SW	SW	SW	SW	SW	SW	SW
Days of operation/Notes 1st Class/Reservations/Bus/Ferry Catering facilities	□	□	□	E □	□	□	□	□	□	□	□ ◇ ⌘	☎	□	□	□	E □	□	□
Weymouth (WEY)	d	1203							1220					1303				
Upwey (UPW)	d								1224									
Dorchester West (DCW)	a																	
Dorchester South (DCH)	d	1213							1233					1313				
Moreton (Dorset) (MTN)	d								1239									
Wool (WOO)	d								1245									
Wareham (WRM)	d	1228							1253					1328				
Holton Heath (HOL)	d								1256									
Hamworthy (HAM)	d	1235							1301					1335				
Poole (POO)	4 a	1239							1306					1339				
Poole (POO)	4 d	1240							1258 1307					1340				
Parkstone (Dorset) (PKS)	d	1244							1302					1344				
Branksome (BSM)	d	1248							1306					1348				
Bournemouth (BMH)	a	1254							1311 1317					1354				
Bournemouth (BMH)	d	1259				1302			1322		1345			1359				1402
Pokesdown (POK)	d					1306			1326									1406
Christchurch (CHR)	d					1310			1330									1410
Hinton Admiral (HNA)	d					1315												1415
New Milton (NWM)	d					1319			1337									1419
Sway (SWY)	d					1324												1424
Yarmouth (I.O.W.) (YMH)	☎ d											1305						
Lymington Pier (LYP)	☎ a											1345						
Lymington Pier (LYP)	d	1257						1327					1357					1427
Lymington Town (LYT)	d	1259						1329					1359					1429
Brockenhurst (BCU)	3 a	1307	1313			1329	1337		1343				1407	1413				1429
Brockenhurst (BCU)	3 d		1314			1330			1344					1414				1430
Beaulieu Road (BEU)	d																	1435
Ashurst New Forest (ANF)	d					1339												1439
Totton (TTN)	d					1344												1444
Redbridge (RDB)	d					1327												1427
Millbrook (Hants) (MBK)	d					1331												1431
Southampton Central (SOU)	a	1328				1334	1350		1358		1411			1428				1434 1450
Southampton Central (SOU)	d	1330				1336	1355		1400		1415			1430				1436 1455
St Denys (SDN)	d					1341												1441
Swaythling (SWG)	d					1344												1444
Southampton Airport Parkway (SOA)	☎ d	1338				1347	1403		1408		1423			1438				1447 1503
Portsmouth Harbour (PMH)	☎ d					1255												1355
Portsmouth & Southsea (PMS)	d					1300												1400
Fratton (FTN)	d					1304												1404
Hilsea (HLS)	d					1308												1408
Cosham (CSA)	d					1313												1413
Portchester (PTC)	d					1318												1418
Fareham (FRM)	d					1324												1424
Botley (BOE)	d					1332												1432
Hedge End (HDE)	d					1336												1436
Eastleigh (ESL)	3 a					1343	1350	1406			☐							1443 1450 1506
Eastleigh (ESL)	3 d					1343	1351	1414			1414							1443 1451 1514
Chandlers Ford (CFR)	d					1356		☐										1456
Romsey (ROM)	a					1403												1503
Shawford (SHW)	d										1419							
Winchester (WIN)	d	1348	1353						1418	1424a	1431			1448	1453			
Micheldever (MIC)	d					1401									1501			
Basingstoke (BSK)	a					1411			1434		1446				1511			
Reading (RDG)	7 a										1505							
Fleet (FLE)	a					1423												1523
Farnborough (Main) (FNB)	a					1428												1528
Woking (WOK)	a	1420	1438											1520	1538			
Clapham Junction (CLJ)	10 a								1511									
London Waterloo (WAT)	☎ 15 a	1449	1504						1520					1549	1604			

NOTES (see introductory pages for explanation of train operator codes and standard symbols)

- a Arrival time
- d Departure time
- B To Manchester Piccadilly
- E From Salisbury

Weymouth, Bournemouth, Yarmouth (IOW), Lymington, Southampton, Portsmouth and Fareham to Winchester and London

Saturdays

Operator	SW	SW	SW	GW	XC	SW	SW	SW	SW	SW	SW	SW	SW	SW	SW	XC	SW
Days of operation/Notes 1st Class/Reservations/Bus/Ferry Catering facilities	□	□	□	F	B ◇ ⚓	⚓	□	□	□	E □	□	□	□	□	□	B ◇ ⚓	⚓
Weymouth (WEY)	d	1320		1330				1403							1420		
Upwey (UPW)	d	1324		1335											1424		
Dorchester West (DCW)	a			1343													
Dorchester South (DCH)	d	1333						1413							1433		
Moreton (Dorset) (MTN)	d	1339													1439		
Wool (WOO)	d	1345													1445		
Wareham (WRM)	d	1353						1428							1453		
Holton Heath (HOL)	d	1356													1456		
Hamworthy (HAM)	d	1401						1435							1501		
Poole (POO)	4 a	1406						1439							1506		
Poole (POO)	4 d	1358	1407					1440						1458	1507		
Parkstone (Dorset) (PKS)	d	1402						1444						1502			
Branksome (BSM)	d	1406						1448						1506			
Bournemouth (BMH)	a	1411	1417					1454						1511	1517		
Bournemouth (BMH)	d	1422			1445			1459			1502			1522		1545	
Pokesdown (POK)	d	1426								1506				1526			
Christchurch (CHR)	d	1430								1510				1530			
Hinton Admiral (HNA)	d									1515							
New Milton (NWM)	d	1437								1519				1537			
Sway (SWY)	d									1524							
Yarmouth (I.O.W.) (YMH)	⚓ d					1405											1505
Lymington Pier (LYP)	⚓ a					1445											1545
Lymington Pier (LYP)	d							1457					1527				
Lymington Town (LYT)	d							1459					1529				
Brockenhurst (BCU)	3 a	1443						1507	1513			1529	1537	1543			
Brockenhurst (BCU)	3 d	1444							1514			1530		1544			
Beaulieu Road (BEU)	d																
Ashurst New Forest (ANF)	d											1539					
Totton (TTN)	d											1544					
Redbridge (RDB)	d											1527					
Millbrook (Hants) (MBK)	d											1531					
Southampton Central (SOU)	a	1458			1513			1528		1534	1550			1558		1613	
Southampton Central (SOU)	d	1500			1515			1530		1536	1555			1600		1615	
St Denys (SDN)	d									1541							
Swaythling (SWG)	d									1544							
Southampton Airport Parkway (SOA)	← d	1508			1523			1538		1547	1603			1608		1623	
Portsmouth Harbour (PMH)	⚓ d									1455							
Portsmouth & Southsea (PMS)	d									1500							
Fratton (FTN)	d									1504							
Hilsea (HLS)	d									1508							
Cosham (CSA)	d									1513							
Portchester (PTC)	d									1518							
Fareham (FRM)	d									1524							
Botley (BOE)	d									1532							
Hedge End (HDE)	d									1536							
Eastleigh (ESL)	3 a		←							1543	1550	1606			←		
Eastleigh (ESL)	3 d		1514							1543	1551	1614			1614		
Chandlers Ford (CFR)	d									1556	→						
Romsey (ROM)	a									1603							
Shawford (SHW)	d		1519													1619	
Winchester (WIN)	d	1518	1524a		1533			1548	1553					1618	1624a	1631	
Micheldever (MIC)	d								1601								
Basingstoke (BSK)	a	1534			1548				1611					1634		1646	
Reading (RDG)	7 a				1606											1706	
Fleet (FLE)	a									1623							
Farnborough (Main) (FNB)	a									1628							
Woking (WOK)	a							1620		1638							
Clapham Junction (CLJ)	10 a	1611												1711			
London Waterloo (WAT)	⌚ 15 a	1620						1648	1704					1720			

NOTES (see introductory pages for explanation of train operator codes and standard symbols)

- a Arrival time
- d Departure time
- B To Manchester Piccadilly
- E From Salisbury
- F To Gloucester

Weymouth, Bournemouth, Yarmouth (IOW), Lymington, Southampton, Portsmouth and Fareham to Winchester and London

Saturdays

Operator	SW	SW	SW	SW	SW	SW	SW	SW	SW	SW	GW	XC	SW	SW	SW	SW	SW	SW
Days of operation/Notes 1st Class/Reservations/Bus/Ferry Catering facilities	□	□	□	E □	□	□	□	□	□	□	F	B □◇ ⚓	⚓	□	□	□	E □	□
Weymouth (WEY)	d	1503							1520		1530							
Upwey (UPW)	d								1524		1535							
Dorchester West (DCW)	a										1543							
Dorchester South (DCH)	d	1513							1533									
Moreton (Dorset) (MTN)	d								1539									
Wool (WOO)	d								1545									
Wareham (WRM)	d	1528							1553									
Holton Heath (HOL)	d								1556									
Hamworthy (HAM)	d	1535							1601									
Poole (POO)	4 a	1539							1606									
Poole (POO)	4 d	1540							1558 1607									
Parkstone (Dorset) (PKS)	d	1544							1602									
Branksome (BSM)	d	1548							1606									
Bournemouth (BMH)	a	1554							1611 1617									
Bournemouth (BMH)	d	1559							1622									
Pokesdown (POK)	d								1606 1626									
Christchurch (CHR)	d								1610 1630									
Hinton Admiral (HNA)	d								1615									
New Milton (NWM)	d								1619 1637									
Sway (SWY)	d								1624									
Yarmouth (I.O.W.) (YMH)	⚓ d																	
Lymington Pier (LYP)	⚓ a																	
Lymington Pier (LYP)	d	1557							1627									
Lymington Town (LYT)	d	1559							1629									
Brockenhurst (BCU)	3 a	1607	1613						1629 1637	1643								
Brockenhurst (BCU)	3 d		1614						1630	1644								
Beaulieu Road (BEU)	d								1635									
Ashurst New Forest (ANF)	d								1639									
Totton (TTN)	d								1644									
Redbridge (RDB)	d								1627									
Millbrook (Hants) (MBK)	d								1631									
Southampton Central (SOU)	a								1634 1650	1658								
Southampton Central (SOU)	d								1636 1655	1700								
St Denys (SDN)	d								1641									
Swaythling (SWG)	d								1644									
Southampton Airport Parkway (SOA)	← d								1647 1703	1708								
Portsmouth Harbour (PMH)	⚓ d																	
Portsmouth & Southsea (PMS)	d								1555 1600									
Fratton (FTN)	d								1604									
Hilsea (HLS)	d								1608									
Cosham (CSA)	d								1613									
Portchester (PTC)	d								1618									
Fareham (FRM)	d								1624									
Botley (BOE)	d								1632									
Hedge End (HDE)	d								1636									
Eastleigh (ESL)	3 a								1643 1650 1706									
Eastleigh (ESL)	3 d								1643 1651 1714									
Chandlers Ford (CFR)	d								1656	→								
Romsey (ROM)	a								1703									
Shawford (SHW)	d																	
Winchester (WIN)	d																	
Micheldever (MIC)	d																	
Basingstoke (BSK)	a																	
Reading (RDG)	7 a																	
Fleet (FLE)	a																	
Farnborough (Main) (FNB)	a																	
Woking (WOK)	a																	
Clapham Junction (CLJ)	10 a																	
London Waterloo (WAT)	⚓ 15 a																	

NOTES (see introductory pages for explanation of train operator codes and standard symbols)

- a Arrival time
- d Departure time
- B To Manchester Piccadilly
- E From Salisbury
- F To Gloucester

Weymouth, Bournemouth, Yarmouth (IOW), Lymington, Southampton, Portsmouth and Fareham to Winchester and London

Saturdays

Operator	SW	SW	SW	SW	SW	XC B	SW	SW	SW	SW	SW	SW	SW	SW	SW	SW	SW	SW	GW G
Days of operation/Notes 1st Class/Reservations/Bus/Ferry Catering facilities	□	□	□	□	□	□◇ ⚓	☞	□	□	□	□	□	□	□	□	□	□	□	
Weymouth (WEY)	d				1620							1703						1720	1734
Upwey (UPW)	d				1624													1724	1739
Dorchester West (DCW)	a																		1747
Dorchester South (DCH)	d				1633							1713						1733	
Moreton (Dorset) (MTN)	d				1639													1739	
Wool (WOO)	d				1645													1745	
Wareham (WRM)	d				1653							1728						1753	
Holton Heath (HOL)	d				1656													1756	
Hamworthy (HAM)	d				1701							1735						1801	
Poole (POO)	4 a				1706							1739						1806	
Poole (POO)	4 d				1658	1707						1740						1758	1807
Parkstone (Dorset) (PKS)	d				1702							1744						1802	
Branksome (BSM)	d				1706							1748						1806	
Bournemouth (BMH)	a				1711	1717						1754						1811	1817
Bournemouth (BMH)	d	1702			1722			1745				1759					1802	1822	
Pokesdown (POK)	d	1706			1726												1806	1826	
Christchurch (CHR)	d	1710			1730												1810	1830	
Hinton Admiral (HNA)	d	1715															1815		
New Milton (NWM)	d	1719			1737												1819	1837	
Sway (SWY)	d	1724															1824		
Yarmouth (I.O.W.) (YMH)	d								1705										
Lymington Pier (LYP)	a								1745										
Lymington Pier (LYP)	d		1727							1757								1827	
Lymington Town (LYT)	d		1729							1759								1829	
Brockenhurst (BCU)	3 a	1729	1737		1743					1807	1813						1829	1837	1843
Brockenhurst (BCU)	3 d	1730			1744						1814							1830	1844
Beaulieu Road (BEU)	d																	1835	
Ashurst New Forest (ANF)	d	1739																1839	
Totton (TTN)	d	1744																1844	
Redbridge (RDB)	d																	1827	
Millbrook (Hants) (MBK)	d																	1831	
Southampton Central (SOU)	a	1750			1758			1811			1828	1834	1852					1858	
Southampton Central (SOU)	d	1755			1800			1815			1830	1836	1855					1900	
St Denys (SDN)	d																	1841	
Swaythling (SWG)	d																	1844	
Southampton Airport Parkway (SOA)	← d	1803			1808			1823			1838	1847	1903					1908	
Portsmouth Harbour (PMH)	d											1755							
Portsmouth & Southsea (PMS)	d											1800							
Fratton (FTN)	d											1804							
Hilsea (HLS)	d											1808							
Cosham (CSA)	d											1813							
Portchester (PTC)	d											1818							
Fareham (FRM)	d											1824							
Botley (BOE)	d											1832							
Hedge End (HDE)	d											1836							
Eastleigh (ESL)	3 a	1806										1843	1850	1906					
Eastleigh (ESL)	3 d	1814				1814						1843	1851	1914					1914
Chandlers Ford (CFR)	d	↪											1856	↪					
Romsey (ROM)	a												1903						
Shawford (SHW)	d					1819													1919
Winchester (WIN)	d				1818	1824a	1831				1848	1853						1918	1924a
Micheldever (MIC)	d											1901							
Basingstoke (BSK)	a				1834			1846				1911						1934	
Reading (RDG)	7 a							1906											
Fleet (FLE)	a																		
Farnborough (Main) (FNB)	a																		
Woking (WOK)	a											1920	1938						
Clapham Junction (CLJ)	10 a				1911													2011	
London Waterloo (WAT)	↻ 15 a				1920							1947	2004					2020	

NOTES (see introductory pages for explanation of train operator codes and standard symbols)

- a Arrival time
- d Departure time
- B To Manchester Piccadilly
- E From Salisbury
- G To Bristol Temple Meads

Weymouth, Bournemouth, Yarmouth (IOW), Lymington, Southampton, Portsmouth and Fareham to Winchester and London

Saturdays

Operator	XC B H ◇	SW □	SW □	SW □	SW E □	SW □	SW □	SW □	SW □	SW □	SW □	XC H ◇	SW □	SW □	SW □	SW J □	SW E □	SW □
Days of operation/Notes 1st Class/Reservations/Bus/Ferry Catering facilities	□	□	□	□	□	□	□	□	□	□	□	□	□	□	□	□	□	□
Weymouth (WEY)	d		1803							1820					1903			
Upwey (UPW)	d									1824								
Dorchester West (DCW)	a																	
Dorchester South (DCH)	d		1813							1833					1913			
Moreton (Dorset) (MTN)	d									1839								
Wool (WOO)	d									1845								
Wareham (WRM)	d		1828							1853					1928			
Holton Heath (HOL)	d									1856								
Hamworthy (HAM)	d		1835							1901					1935			
Poole (POO)	4 a		1839							1906					1939			
Poole (POO)	4 d		1840							1858 1907					1940			
Parkstone (Dorset) (PKS)	d		1844							1902					1944			
Branksome (BSM)	d		1848							1906					1948			
Bournemouth (BMH)	a		1854							1911 1917					1954			
Bournemouth (BMH)	d	1845	1859			1902				1922		1945			1959			2002
Pokesdown (POK)	d					1906				1926								2006
Christchurch (CHR)	d					1910				1930								2010
Hinton Admiral (HNA)	d					1915												2015
New Milton (NWM)	d					1919				1937								2019
Sway (SWY)	d					1924												2024
Yarmouth (I.O.W.) (YMH)	d												1905					
Lymington Pier (LYP)	a												1945					
Lymington Pier (LYP)	d		1857						1927					1957				
Lymington Town (LYT)	d		1859						1929					1959				
Brockenhurst (BCU)	3 a		1907	1913			1929	1937		1943		1959		2007	2013			2029
Brockenhurst (BCU)	3 d			1914			1930			1944		2000			2014			2030
Beaulieu Road (BEU)	d																	2035
Ashurst New Forest (ANF)	d						1939											2039
Totton (TTN)	d						1944											2044
Redbridge (RDB)	d					1927												2027
Millbrook (Hants) (MBK)	d					1931												2031
Southampton Central (SOU)	a	1911	1928			1934	1950			1958		2013			2028			2034 2050
Southampton Central (SOU)	d	1915	1930			1936	1955			2000		2015			2030			2036 2055
St Denys (SDN)	d					1941												2041
Swaythling (SWG)	d					1944												2044
Southampton Airport Parkway (SOA)	← d	1923	1938			1947	2003			2008		2023			2038			2047 2103
Portsmouth Harbour (PMH)	d			1855												1955		
Portsmouth & Southsea (PMS)	d			1900												2000		
Fratton (FTN)	d			1904												2004		
Hilsea (HLS)	d			1908												2008		
Cosham (CSA)	d			1913												2013		
Portchester (PTC)	d			1918												2018		
Fareham (FRM)	d			1924												2024		
Botley (BOE)	d			1932												2032		
Hedge End (HDE)	d			1936												2036		
Eastleigh (ESL)	3 a			1943	1950	2006					←				2043	2050	2106	
Eastleigh (ESL)	3 d			1943	1951	2014					2014				2043	2051	2114	
Chandlers Ford (CFR)	d				1956	←										2056	←	
Romsey (ROM)	a				2003											2103		
Shawford (SHW)	d										2019							
Winchester (WIN)	d	1932	1948	1953						2018	2024a	2032			2048	2053		
Micheldever (MIC)	d			2001												2101		
Basingstoke (BSK)	a	1947		2013						2034		2047				2117		
Reading (RDG)	7 a	2010										2106						
Fleet (FLE)	a			2025														2140
Farnborough (Main) (FNB)	a			2031														2145
Woking (WOK)	a		2020	2040											2120			2158
Clapham Junction (CLJ)	10 a									2110								2226
London Waterloo (WAT)	← 15 a		2046	2109						2119					2146	2235		

NOTES (see introductory pages for explanation of train operator codes and standard symbols)

- a Arrival time
- d Departure time
- B To Manchester Piccadilly
- E From Salisbury
- H To Birmingham New Street
- J Also calls at Hook 2131, Winchfield 2135, Brookwood 2153, Weybridge 2205, Walton-On-Thames 2209 and Surbiton 2215

Weymouth, Bournemouth, Yarmouth (IOW), Lymington, Southampton, Portsmouth and Fareham to Winchester and London**Saturdays**

Operator Days of operation/Notes 1st Class/Reservations/Bus/Ferry	SW	SW	SW	SW	SW	SW	SW	SW	GW	SW	SW	GW	SW	SW	SW	SW	SW
	0	0	0	0	0	0	K	E	L	0	0	G	0	0	0	0	0
Weymouth (WEY)	d		1920								2010	2040					2057
Upwey (UPW)	d		1924								2014	2045					2101
Dorchester West (DCW)	a											2053					
Dorchester South (DCH)	d		1933								2022						2110
Moreton (Dorset) (MTN)	d		1939								2029						2116
Wool (WOO)	d		1945								2035						2122
Wareham (WRM)	d		1953								2042						2130
Holton Heath (HOL)	d		1956														
Hamworthy (HAM)	d		2001									2049					2136
Poole (POO)	4 a		2006									2053					2141
Poole (POO)	4 d		1958 2007			2040					2054						2142
Parkstone (Dorset) (PKS)	d		2002			2044					2058						2146
Branksome (BSM)	d		2006			2048					2102						2149
Bournemouth (BMH)	a		2011 2017			2054					2108						2155
Bournemouth (BMH)	d		2022			2059					2112						2159
Pokesdown (POK)	d		2026								2116						
Christchurch (CHR)	d		2030								2120						
Hinton Admiral (HNA)	d										2125						
New Milton (NWM)	d		2037								2129						
Sway (SWY)	d										2134						
Yarmouth (I.O.W.) (YMH)	d											2105					
Lymington Pier (LYP)	a											2145					
Lymington Pier (LYP)	d	2027			2057					2127				2203			
Lymington Town (LYT)	d	2029			2059					2129				2205			
Brockenhurst (BCU)	3 a	2037	2043		2107	2113				2137	2138			2213			2213
Brockenhurst (BCU)	3 d		2044			2114					2140						2214
Beaulieu Road (BEU)	d																
Ashurst New Forest (ANF)	d										2147						
Totton (TTN)	d										2152						
Redbridge (RDB)	d								2127								2227
Millbrook (Hants) (MBK)	d								2131								2231
Southampton Central (SOU)	a		2058			2128			2134		2158						2228 2234
Southampton Central (SOU)	d		2100			2130			2136		2200						2230 2236
St Denys (SDN)	d								2141								2241
Swaythling (SWG)	d								2144								2244
Southampton Airport Parkway (SOA)	d		2108			2138			2147		2208						2238 2247
Portsmouth Harbour (PMH)	d						2055		2123								2155
Portsmouth & Southsea (PMS)	d						2100		2127								2200
Fratton (FTN)	d						2104		2131								2204
Hilsea (HLS)	d						2108										2208
Cosham (CSA)	d						2113										2213
Portchester (PTC)	d						2118										2218
Fareham (FRM)	d						2124		2148								2224
Botley (BOE)	d						2132										2232
Hedge End (HDE)	d						2136										2236
Eastleigh (ESL)	3 a						2143	2150	2201		2211					2243	2242 2250
Eastleigh (ESL)	3 d				2114		2144	2151			2212						2247 2251
Chandlers Ford (CFR)	d							2156									2256
Romsey (ROM)	a							2203									2303
Shawford (SHW)	d			2119							2217						
Winchester (WIN)	d		2118	2124a		2148	2153				2223						2256
Micheldever (MIC)	d						2202										
Basingstoke (BSK)	a		2134				2215				2239						2313
Reading (RDG)	7 a																
Fleet (FLE)	a						2240										
Farnborough (Main) (FNB)	a						2245										
Woking (WOK)	a		2154			2219	2258				2300						2334
Clapham Junction (CLJ)	10 a		2214				2327				2323						0001
London Waterloo (WAT)	15 a		2223			2244	2336				2332						0012

NOTES (see introductory pages for explanation of train operator codes and standard symbols)

a Arrival time

d Departure time

E From Salisbury






G To Bristol Temple Meads

K Also calls at Hook 2231, Winchfield 2235, Brookwood 2253, Weybridge 2305, Walton-On-Thames 2309 and Surbiton 2316

L To Westbury

Weymouth, Bournemouth, Yarmouth (IOW), Lymington, Southampton, Portsmouth and Fareham to Winchester and London

Saturdays

Operator	SW	SW	SW	SW	SW
Days of operation/Notes 1st Class/Reservations/Bus/Ferry	M	T	W	Th	F
Weymouth (WEY)	d			2210	2310
Upwey (UPW)	d			2214	2314
Dorchester West (DCW)	a				
Dorchester South (DCH)	d			2222	2322
Moreton (Dorset) (MTN)	d			2229	2329
Wool (WOO)	d			2235	2335
Wareham (WRM)	d			2242	2342
Holton Heath (HOL)	d				
Hamworthy (HAM)	d			2249	2349
Poole (POO)	4 a			2253	2353
Poole (POO)	4 d	2154		2254	2354
Parkstone (Dorset) (PKS)	d	2158		2258	
Branksome (BSM)	d	2201		2302	
Bournemouth (BMH)	a	2207		2307	0003
Bournemouth (BMH)	d	2212		2312	
Pokesdown (POK)	d	2216		2316	
Christchurch (CHR)	d	2220		2320	
Hinton Admiral (HNA)	d	2225		2325	
New Milton (NWM)	d	2229		2329	
Sway (SWY)	d	2234		2334	
Yarmouth (I.O.W.) (YMH)	 d				
Lymington Pier (LYP)	 a				
Lymington Pier (LYP)	d		2236		
Lymington Town (LYT)	d		2238		
Brockenhurst (BCU)	3 a	2238	2246	2338	
Brockenhurst (BCU)	3 d	2239		2339	
Beaulieu Road (BEU)	d				
Ashurst New Forest (ANF)	d	2247		2347	
Totton (TTN)	d	2252		2352	
Redbridge (RDB)	d				
Millbrook (Hants) (MBK)	d				
Southampton Central (SOU)	a	2257		2357	
Southampton Central (SOU)	d	2300		2359	
St Denys (SDN)	d			0004	
Swaythling (SWG)	d			0007	
Southampton Airport Parkwy (SOA)	 d	2308		0010	
Portsmouth Harbour (PMH)	 d		2324		
Portsmouth & Southsea (PMS)	d		2328		
Fratton (FTN)	d		2332		
Hilsea (HLS)	d		2336		
Cosham (CSA)	d		2342		
Portchester (PTC)	d		2347		
Fareham (FRM)	d		2353		
Botley (BOE)	d		0001		
Hedge End (HDE)	d		0005		
Eastleigh (ESL)	3 a	2311	0011	0014	
Eastleigh (ESL)	3 d	2313	0018		
Chandlers Ford (CFR)	d				
Romsey (ROM)	a				
Shawford (SHW)	d	2319			
Winchester (WIN)	d	2325	0028a		
Micheldever (MIC)	d	2333			
Basingstoke (BSK)	a	2343			
Reading (RDG)	7 a				
Fleet (FLE)	a	0001			
Farnborough (Main) (FNB)	a	0006			
Woking (WOK)	a	0018			
Clapham Junction (CLJ)	10 a	0053			
London Waterloo (WAT)	 15 a	0103			

NOTES (see introductory pages for explanation of train operator codes and standard symbols)

a Arrival time

d Departure time

M Also calls at Hook 2351, Winchfield 2355, Brookwood 0012, West Byfleet 0023, Weybridge 0027, Walton-On-Thames 0031, Surbiton 0038 and Wimbledon 0046

Weymouth, Bournemouth, Yarmouth (IOW), Lymington, Southampton, Portsmouth and Fareham to Winchester and London

Sundays

Operator	SW	SW	SW	SW	SW	SW	SW	SW	SW	SW	XC	SW	GW	SW	SW	SW	SW	SW	
Days of operation/Notes 1st Class/Reservations/Bus/Ferry Catering facilities	□	□	□	☰	□	A	□	□	□	A	B	□	C	□	□	□	□	□	
Weymouth (WEY)	d											0748	0801						
Upwey (UPW)	d											0752							
Dorchester West (DCW)	a												0812						
Dorchester South (DCH)	d											0800							
Moreton (Dorset) (MTN)	d											0807							
Wool (WOO)	d											0813							
Wareham (WRM)	d											0820							
Holton Heath (HOL)	d																		
Hamworthy (HAM)	d											0827							
Poole (POO)	4 a											0831							
Poole (POO)	4 d					0720			0750			0832					0855		
Parkstone (Dorset) (PKS)	d					0724			0754			0837							
Branksome (BSM)	d					0727			0757			0841							
Bournemouth (BMH)	a					0732			0802			0847					0904		
Bournemouth (BMH)	d					0736			0806			0850					0906		
Pokesdown (POK)	d					0740			0810								0910		
Christchurch (CHR)	d					0744			0814								0914		
Hinton Admiral (HNA)	d					0749			0819								0919		
New Milton (NWM)	d					0753			0823			0901					0923		
Sway (SWY)	d					0758			0828								0928		
Yarmouth (I.O.W.) (YMH)	☰ d			0655															
Lymington Pier (LYP)	☰ a			0735															
Lymington Pier (LYP)	d													0914					
Lymington Town (LYT)	d													0916					
Brockenhurst (BCU)	3 a					0802			0832			0908		0924			0932		
Brockenhurst (BCU)	3 d					0803			0833			0909					0933		
Beaulieu Road (BEU)	d								0839								0939		
Ashurst New Forest (ANF)	d					0813			0843								0943		
Totton (TTN)	d					0818			0848								0948		
Redbridge (RDB)	d							0846									0939		
Millbrook (Hants) (MBK)	d							0850									0943		
Southampton Central (SOU)	a					0824	0852		0853	←		0924				0945	0953	←	
Southampton Central (SOU)	d	0655		0755		0826	0859		0855		0859	0915	0925			0959	0955	0959	
St Denys (SDN)	d						←				0904				→			1004	
Swaythling (SWG)	d										0907							1007	
Southampton Airport Parkwy (SOA) ↔	d	0703		0803		0834			0903		0910	0923	0933				1003	1010	
Portsmouth Harbour (PMH)	☰ d		0717						0817								0917		
Portsmouth & Southsea (PMS)	d		0722						0822								0922		
Fratton (FTN)	d		0726						0826								0926		
Hilsea (HLS)	d		0730						0830								0930		
Cosham (CSA)	d		0735						0835								0935		
Portchester (PTC)	d		0740						0840								0940		
Fareham (FRM)	d		0746						0846								0946		
Botley (BOE)	d		0753						0853								0953		
Hedge End (HDE)	d		0758						0858								0958		
Eastleigh (ESL)	3 a	0707	0804	0807					0904	0907	0914						1004	1007	1014
Eastleigh (ESL)	3 d	0711	0811						0911	0915	0915						1011	1015	
Chandlers Ford (CFR)	d									0920								1020	
Romsey (ROM)	a									0928								1028	
Shawford (SHW)	d	0717	0817						0917								1017		
Winchester (WIN)	d	0723	0823		0843				0923		0931	0942					1023		
Micheldever (MIC)	d	0732	0832						0932								1032		
Basingstoke (BSK)	a	0742	0844		0901				0942		0947	0958					1042		
Reading (RDG)	7 a										1006								
Fleet (FLE)	a				0913														
Farnborough (Main) (FNB)	a				0918														
Woking (WOK)	a	0802	0903		0928				1002			1019					1102		
Clapham Junction (CLJ)	10 a	0832	0929		0959				1029			1041					1129		
London Waterloo (WAT)	15 a	0843	0940		1009				1040			1051					1139		

NOTES (see introductory pages for explanation of train operator codes and standard symbols)

- a Arrival time
- d Departure time
- A From Salisbury
- B To Manchester Piccadilly
- C Runs from 6 April. To Cardiff Central

Weymouth, Bournemouth, Yarmouth (IOW), Lymington, Southampton, Portsmouth and Fareham to Winchester and London

Sundays

Operator Days of operation/Notes 1st Class/Reservations/Bus/Ferry Catering facilities	SW	SW	XC B	SW	SW	SW A	SW	SW	SW A	XC B	SW	SW	SW	SW	SW A	SW	SW
Weymouth (WEY)	d			0848									0948				
Upwey (UPW)	d			0852									0952				
Dorchester West (DCW)	a																
Dorchester South (DCH)	d			0900									1000				
Moreton (Dorset) (MTN)	d			0907									1007				
Wool (WOO)	d			0913									1013				
Wareham (WRM)	d			0920									1020				
Holton Heath (HOL)	d																
Hamworthy (HAM)	d			0927									1027				
Poole (POO)	4 a			0931									1031				
Poole (POO)	4 d			0932				0955					1032				1055
Parkstone (Dorset) (PKS)	d			0937									1037				
Branksome (BSM)	d			0941									1041				
Bournemouth (BMH)	a			0947				1004					1047				1104
Bournemouth (BMH)	d		0940	0950				1006		1040			1050				1106
Pokesdown (POK)	d							1010									1110
Christchurch (CHR)	d							1014									1114
Hinton Admiral (HNA)	d							1019									1119
New Milton (NWM)	d			1001				1023				1101					1123
Sway (SWY)	d							1028									1128
Yarmouth (I.O.W.) (YMH)	d	0900											1005				
Lymington Pier (LYP)	a	0940											1045				
Lymington Pier (LYP)	d		0944			1014						1044			1114		
Lymington Town (LYT)	d		0946			1016						1046			1116		
Brockenhurst (BCU)	3 a		0954	0954	1008	1024			1032			1054	1108		1124		1132
Brockenhurst (BCU)	3 d			0955	1009				1033				1109				1133
Beaulieu Road (BEU)	d								1039								1139
Ashurst New Forest (ANF)	d								1043								1143
Totton (TTN)	d								1048								1148
Redbridge (RDB)	d						1039									1139	
Millbrook (Hants) (MBK)	d						1043									1143	
Southampton Central (SOU)	a		1008	1023		1045		1053		1108			1123		1145		1153
Southampton Central (SOU)	d		1015	1025		1059		1055		1059	1115		1125		1159		1155
St Denys (SDN)	d									1104							
Swaythling (SWG)	d									1107							
Southampton Airport Parkwy (SOA)	d		1023	1033					1103	1110	1123		1132				1203
Portsmouth Harbour (PMH)	d							1017									1117
Portsmouth & Southsea (PMS)	d							1022									1122
Fratton (FTN)	d							1026									1126
Hilsea (HLS)	d							1030									1130
Cosham (CSA)	d							1035									1135
Portchester (PTC)	d							1040									1140
Fareham (FRM)	d							1046									1146
Botley (BOE)	d							1053									1153
Hedge End (HDE)	d							1058									1158
Eastleigh (ESL)	3 a							1104	1107	1114						1204	1207
Eastleigh (ESL)	3 d							1111		1115							1211
Chandlers Ford (CFR)	d									1120							
Romsey (ROM)	a									1128							
Shawford (SHW)	d							1117									1217
Winchester (WIN)	d		1031	1042				1123		1131		1142					1223
Micheldever (MIC)	d							1132									1232
Basingstoke (BSK)	a		1046	1058				1142		1146		1158					1242
Reading (RDG)	7 a		1106							1205							
Fleet (FLE)	a																
Farnborough (Main) (FNB)	a																
Woking (WOK)	a			1118				1203				1218					1302
Clapham Junction (CLJ)	10 a			1141				1227				1239					1327
London Waterloo (WAT)	15 a			1152				1237				1249					1337

NOTES (see introductory pages for explanation of train operator codes and standard symbols)

- a Arrival time
- d Departure time
- A From Salisbury
- B To Manchester Piccadilly

Weymouth, Bournemouth, Yarmouth (IOW), Lymington, Southampton, Portsmouth and Fareham to Winchester and London

Sundays

Operator	SW A	XC B	GW D	SW	SW	SW	SW	SW A	SW	SW	SW A	XC B	SW	SW	SW	SW	SW A
Days of operation/Notes 1st Class/Reservations/Bus/Ferry Catering facilities	□	□◇ ⚓	□	□	□	⚓	□	□	□	□	□	□◇ ⚓	□	□	⚓	□	□
Weymouth (WEY)	d		1038		1048									1148			
Upwey (UPW)	d		1043		1052									1152			
Dorchester West (DCW)	a		1051														
Dorchester South (DCH)	d				1100									1200			
Moreton (Dorset) (MTN)	d				1107									1207			
Wool (WOO)	d				1113									1213			
Wareham (WRM)	d				1120									1220			
Holton Heath (HOL)	d																
Hamworthy (HAM)	d				1127									1227			
Poole (POO)	4 a				1131									1231			
Poole (POO)	4 d				1132					1155				1232			
Parkstone (Dorset) (PKS)	d				1137									1237			
Branksome (BSM)	d				1141									1241			
Bournemouth (BMH)	a				1147								1204	1247			
Bournemouth (BMH)	d	1140			1150							1206	1240	1250			
Pokesdown (POK)	d													1210			
Christchurch (CHR)	d													1214			
Hinton Admiral (HNA)	d													1219			
New Milton (NWM)	d				1201									1223		1301	
Sway (SWY)	d													1228			
Yarmouth (I.O.W.) (YMH)	⚓ d					1105										1205	
Lymington Pier (LYP)	⚓ a					1145										1245	
Lymington Pier (LYP)	d			1144			1214						1244			1314	
Lymington Town (LYT)	d			1146			1216						1246			1316	
Brockenhurst (BCU)	3 a			1154	1208		1224						1254	1308		1324	
Brockenhurst (BCU)	3 d				1209									1233		1309	
Beaulieu Road (BEU)	d													1239			
Ashurst New Forest (ANF)	d													1243			
Totton (TTN)	d													1248			
Redbridge (RDB)	d								1239								1339
Millbrook (Hants) (MBK)	d								1243								1343
Southampton Central (SOU)	a	←	1208		1223			1245		1253	←	1308		1323			1345
Southampton Central (SOU)	d	1159	1215		1225			1259		1255		1259	1315	1325			1359
St Denys (SDN)	d	1204						→				1304					→
Swaythling (SWG)	d	1207										1307					
Southampton Airport Parkwy (SOA)	↔ d	1210	1223		1232					1303	1310	1323		1333			
Portsmouth Harbour (PMH)	⚓ d								1217								
Portsmouth & Southsea (PMS)	d								1222								
Fratton (FTN)	d								1226								
Hilsea (HLS)	d								1230								
Cosham (CSA)	d								1235								
Portchester (PTC)	d								1240								
Fareham (FRM)	d								1246								
Botley (BOE)	d								1253								
Hedge End (HDE)	d								1258								
Eastleigh (ESL)	3 a	1214							1304	1307	1314						
Eastleigh (ESL)	3 d	1215								1311	1315						
Chandlers Ford (CFR)	d	1220									1320						
Romsey (ROM)	a	1228									1328						
Shawford (SHW)	d									1317							
Winchester (WIN)	d		1231		1242					1323		1331		1342			
Micheldever (MIC)	d									1332							
Basingstoke (BSK)	a		1246		1258					1342		1346		1358			
Reading (RDG)	7 a		1305									1406					
Fleet (FLE)	a																
Farnborough (Main) (FNB)	a																
Woking (WOK)	a				1318					1402				1418			
Clapham Junction (CLJ)	10 a				1339					1427				1439			
London Waterloo (WAT)	↻ 15 a				1349					1437				1449			

NOTES (see introductory pages for explanation of train operator codes and standard symbols)

- a Arrival time
- d Departure time
- A From Salisbury
- B To Manchester Piccadilly
- D To Swindon

Weymouth, Bournemouth, Yarmouth (IOW), Lymington, Southampton, Portsmouth and Fareham to Winchester and London

Sundays

Operator	SW	SW	SW	XC	SW	SW	SW	SW	SW	SW	SW	SW	SW	XC	SW	SW	GW
Days of operation/Notes 1st Class/Reservations/Bus/Ferry Catering facilities	□	□	A □	B □◇ ⚓	□	□	⚓ □	□	A □	□	□	□	□	B □◇ ⚓	□	□	E
Weymouth (WEY)	d					1248											1405
Upwey (UPW)	d					1252											1410
Dorchester West (DCW)	a																1418
Dorchester South (DCH)	d					1300											1400
Moreton (Dorset) (MTN)	d					1307											1407
Wool (WOO)	d					1313											1413
Wareham (WRM)	d					1320											1420
Holton Heath (HOL)	d																
Hamworthy (HAM)	d					1327											1427
Poole (POO)	4 a					1331											1431
Poole (POO)	4 d		1255			1332				1355							1432
Parkstone (Dorset) (PKS)	d					1337											1437
Branksome (BSM)	d					1341											1441
Bournemouth (BMH)	a		1304			1347				1404							1447
Bournemouth (BMH)	d		1306		1340	1350				1406				1440			1450
Pokesdown (POK)	d		1310							1410							
Christchurch (CHR)	d		1314							1414							
Hinton Admiral (HNA)	d		1319							1419							
New Milton (NWM)	d		1323			1401				1423							1501
Sway (SWY)	d		1328							1428							
Yarmouth (I.O.W.) (YMH)	⚓ d						1305										
Lymington Pier (LYP)	⚓ a						1345										
Lymington Pier (LYP)	d				1344			1414							1444		
Lymington Town (LYT)	d				1346			1416							1446		
Brockenhurst (BCU)	3 a		1332		1354	1408		1424				1432		1454			1508
Brockenhurst (BCU)	3 d		1333			1409						1433					1509
Beaulieu Road (BEU)	d		1339									1439					
Ashurst New Forest (ANF)	d		1343									1443					
Totton (TTN)	d		1348									1448					
Redbridge (RDB)	d								1439								
Millbrook (Hants) (MBK)	d								1443								
Southampton Central (SOU)	a		1353	←	1408	1423			1445	1453		←	1509				1523
Southampton Central (SOU)	d		1355	1359	1415	1425			1459	1455		1459	1515				1525
St Denys (SDN)	d			1404				→				1504					
Swaythling (SWG)	d			1407								1507					
Southampton Airport Parkwy (SOA)	↔ d		1403	1410	1423	1433				1503		1510	1523				1533
Portsmouth Harbour (PMH)	⚓ d	1317								1417							
Portsmouth & Southsea (PMS)	d	1322								1422							
Fratton (FTN)	d	1326								1426							
Hilsea (HLS)	d	1330								1430							
Cosham (CSA)	d	1335								1435							
Portchester (PTC)	d	1340								1440							
Fareham (FRM)	d	1346								1446							
Botley (BOE)	d	1353								1453							
Hedge End (HDE)	d	1358								1458							
Eastleigh (ESL)	3 a	1404	1407	1414						1504	1506	←	1514				
Eastleigh (ESL)	3 d	1411		1415						1511	1507	1511	1515				
Chandlers Ford (CFR)	d			1420					→				1520				
Romsey (ROM)	a			1428									1528				
Shawford (SHW)	d	1417										1517					
Winchester (WIN)	d	1423		1431		1442				1517	1523		1531				1542
Micheldever (MIC)	d	1432									1532						
Basingstoke (BSK)	a	1443		1446		1458				1533	1542		1547				1558
Reading (RDG)	7 a			1504									1606				
Fleet (FLE)	a																
Farnborough (Main) (FNB)	a											1557					
Woking (WOK)	a	1502				1518				1553	1608						1618
Clapham Junction (CLJ)	10 a	1527				1539				1614	1628						1639
London Waterloo (WAT)	↻ 15 a	1537				1549				1624	1639						1649

NOTES (see introductory pages for explanation of train operator codes and standard symbols)

- a Arrival time
- d Departure time
- A From Salisbury
- B To Manchester Piccadilly
- E To Bristol Temple Meads

Weymouth, Bournemouth, Yarmouth (IOW), Lymington, Southampton, Portsmouth and Fareham to Winchester and London

Sundays

Operator	SW	SW	SW A	SW	SW	SW	SW A	XC B	SW	SW	SW	SW	SW A	SW	SW	SW	SW A	
Days of operation/Notes 1st Class/Reservations/Bus/Ferry Catering facilities																		
Weymouth (WEY)	d									1448								
Upwey (UPW)	d									1452								
Dorchester West (DCW)	a																	
Dorchester South (DCH)	d									1500								
Moreton (Dorset) (MTN)	d									1507								
Wool (WOO)	d									1513								
Wareham (WRM)	d									1520								
Holton Heath (HOL)	d																	
Hamworthy (HAM)	d									1527								
Poole (POO)	4 a									1531								
Poole (POO)	4 d					1455				1532						1555		
Parkstone (Dorset) (PKS)	d									1537								
Branksome (BSM)	d									1541								
Bournemouth (BMH)	a					1504				1547							1604	
Bournemouth (BMH)	d					1506		1540		1550							1606	
Pokesdown (POK)	d					1510											1610	
Christchurch (CHR)	d					1514											1614	
Hinton Admiral (HNA)	d					1519											1619	
New Milton (NWM)	d					1523				1601							1623	
Sway (SWY)	d					1528											1628	
Yarmouth (I.O.W.) (YMH)	d	1405									1505							
Lymington Pier (LYP)	a	1445									1545							
Lymington Pier (LYP)	d		1514						1544			1614						
Lymington Town (LYT)	d		1516						1546			1616						
Brockenhurst (BCU)	3 a		1524			1532			1554	1608		1624					1632	
Brockenhurst (BCU)	3 d					1533				1609							1633	
Beaulieu Road (BEU)	d					1539											1639	
Ashurst New Forest (ANF)	d					1543											1643	
Totton (TTN)	d					1548											1648	
Redbridge (RDB)	d		1539										1639					
Millbrook (Hants) (MBK)	d		1543										1643					
Southampton Central (SOU)	a		1545		1554			1609		1623			1645		1653			
Southampton Central (SOU)	d		1559		1555		1559	1615		1625			1659		1655		1659	
St Denys (SDN)	d						1604										1704	
Swaythling (SWG)	d						1607										1707	
Southampton Airport Parkwy (SOA)	d				1603		1610	1623		1633						1703	1710	
Portsmouth Harbour (PMH)	d			1517												1617		
Portsmouth & Southsea (PMS)	d			1522												1622		
Fratton (FTN)	d			1526												1626		
Hilsea (HLS)	d			1530												1630		
Cosham (CSA)	d			1535												1635		
Portchester (PTC)	d			1540												1640		
Fareham (FRM)	d			1546												1646		
Botley (BOE)	d			1553												1653		
Hedge End (HDE)	d			1558												1658		
Eastleigh (ESL) 3 a				1604	1607		1614								1704	1706		1714
Eastleigh (ESL) 3 d				1611	1607	1611	1615								1711	1707	1711	1715
Chandlers Ford (CFR)	d						1620											1720
Romsey (ROM)	a						1628											1728
Shawford (SHW)	d					1617												1717
Winchester (WIN)	d				1617	1623		1631		1642						1717	1723	
Micheldever (MIC)	d					1632												1732
Basingstoke (BSK)	a				1633	1642		1646		1658						1733	1742	
Reading (RDG) 7 a								1706										
Fleet (FLE)	a																	
Farnborough (Main) (FNB)	a					1657												1757
Woking (WOK)	a				1653	1708				1718						1753	1808	
Clapham Junction (CLJ) 10 a					1714	1728				1739						1814	1829	
London Waterloo (WAT) 15 a					1724	1739				1749						1825	1839	

NOTES (see introductory pages for explanation of train operator codes and standard symbols)

- a Arrival time
- d Departure time
- A From Salisbury
- B To Manchester Piccadilly

Weymouth, Bournemouth, Yarmouth (IOW), Lymington, Southampton, Portsmouth and Fareham to Winchester and London

Sundays

Operator	XC B 1 ◇	SW □	SW □	GW E	SW □ ⚓	SW □	SW A □	SW □	SW □	SW □	SW A □	SW □	XC B 1 ◇	SW □	SW □ ⚓	SW □	SW A □
Days of operation/Notes 1st Class/Reservations/Bus/Ferry Catering facilities	⚓	⚓	⚓	⚓	⚓	⚓	⚓	⚓	⚓	⚓	⚓	⚓	⚓	⚓	⚓	⚓	⚓
Weymouth (WEY)	d		1548	1605										1648			
Upwey (UPW)	d		1552	1610										1652			
Dorchester West (DCW)	a			1618													
Dorchester South (DCH)	d		1600											1700			
Moreton (Dorset) (MTN)	d		1607											1707			
Wool (WOO)	d		1613											1713			
Wareham (WRM)	d		1620											1720			
Holton Heath (HOL)	d																
Hamworthy (HAM)	d		1627											1727			
Poole (POO)	4 a		1631											1731			
Poole (POO)	4 d		1632						1655					1732			
Parkstone (Dorset) (PKS)	d		1637											1737			
Branksome (BSM)	d		1641											1741			
Bournemouth (BMH)	a		1647						1704					1747			
Bournemouth (BMH)	d	1640		1650					1706				1740	1750			
Pokesdown (POK)	d								1710								
Christchurch (CHR)	d								1714								
Hinton Admiral (HNA)	d								1719								
New Milton (NWM)	d		1701						1723					1801			
Sway (SWY)	d								1728								
Yarmouth (I.O.W.) (YMH)	⚓ d				1605										1705		
Lymington Pier (LYP)	⚓ a				1645										1745		
Lymington Pier (LYP)	d		1644			1714						1744				1814	
Lymington Town (LYT)	d		1646			1716						1746				1816	
Brockenhurst (BCU)	3 a		1654	1708		1724				1732		1754	1754	1808		1824	
Brockenhurst (BCU)	3 d			1709						1733			1755	1809			
Beaulieu Road (BEU)	d									1739							
Ashurst New Forest (ANF)	d									1743							
Totton (TTN)	d									1748							
Redbridge (RDB)	d						1740										1839
Millbrook (Hants) (MBK)	d						1744										1844
Southampton Central (SOU)	a	1708		1723			1746		1753		←		1810	1823			1846
Southampton Central (SOU)	d	1715		1725			1759		1755		1759		1815	1825			1859
St Denys (SDN)	d							→				1804					→
Swaythling (SWG)	d											1807					
Southampton Airport Parkwy (SOA)	← d	1723		1733						1803		1810		1823	1833		
Portsmouth Harbour (PMH)	⚓ d							1717									
Portsmouth & Southsea (PMS)	d							1722									
Fratton (FTN)	d							1726									
Hilsea (HLS)	d							1730									
Cosham (CSA)	d							1735									
Portchester (PTC)	d							1740									
Fareham (FRM)	d							1746									
Botley (BOE)	d							1753									
Hedge End (HDE)	d							1758									
Eastleigh (ESL)	3 a							1804	1806	←		1814					
Eastleigh (ESL)	3 d							1811	1807	1811	1815						
Chandlers Ford (CFR)	d							→			1820						
Romsey (ROM)	a										1828						
Shawford (SHW)	d										1817						
Winchester (WIN)	d	1731		1742						1817	1823			1831	1842		
Micheldever (MIC)	d										1832						
Basingstoke (BSK)	a	1747		1758						1833	1842			1846	1858		
Reading (RDG)	7 a	1806												1905			
Fleet (FLE)	a																
Farnborough (Main) (FNB)	a										1857						
Woking (WOK)	a			1818						1853	1908			1918			
Clapham Junction (CLJ)	10 a			1839						1915	1928			1939			
London Waterloo (WAT)	⚓ 15 a			1849						1925	1939			1949			

NOTES (see introductory pages for explanation of train operator codes and standard symbols)

- a Arrival time
- d Departure time
- A From Salisbury
- B To Manchester Piccadilly
- E To Bristol Temple Meads

Weymouth, Bournemouth, Yarmouth (IOW), Lymington, Southampton, Portsmouth and Fareham to Winchester and London

Sundays

Operator	SW	SW	SW	SW	XC	SW	SW	GW	SW	SW	SW	SW	SW	SW	XC	SW	SW	
Days of operation/Notes	□	□	□	A	B	□	□	E	□	A	□	□	□	A	F	□	□	
1st Class/Reservations/Bus/Ferry	□	□	□	□	□	□	□	□	□	□	□	□	□	□	□	□	□	
Weymouth (WEY)	d						1745	1753									1848	
Upwey (UPW)	d						1749	1758									1852	
Dorchester West (DCW)	a							1806										
Dorchester South (DCH)	d						1800e										1900	
Moreton (Dorset) (MTN)	d						1807										1907	
Wool (WOO)	d						1813										1913	
Wareham (WRM)	d						1820										1920	
Holton Heath (HOL)	d																	
Hamworthy (HAM)	d						1827										1927	
Poole (POO)	4 a						1831										1931	
Poole (POO)	4 d		1755				1832					1855					1932	
Parkstone (Dorset) (PKS)	d						1836										1937	
Branksome (BSM)	d						1840										1941	
Bournemouth (BMH)	a		1804				1847					1904					1947	
Bournemouth (BMH)	d		1806			1840	1850					1906			1940		1950	
Pokesdown (POK)	d		1810									1910						
Christchurch (CHR)	d		1814									1914						
Hinton Admiral (HNA)	d		1819									1919						
New Milton (NWM)	d		1823				1901					1923					2001	
Sway (SWY)	d		1828									1928						
Yarmouth (I.O.W.) (YMH)	d																	
Lymington Pier (LYP)	a																	
Lymington Pier (LYP)	d						1844			1914							1944	
Lymington Town (LYT)	d						1846			1916							1946	
Brockenhurst (BCU)	3 a		1832				1854	1908		1924			1932			1954	2008	
Brockenhurst (BCU)	3 d		1833					1909					1933				2009	
Beaulieu Road (BEU)	d		1839										1939					
Ashurst New Forest (ANF)	d		1843										1943					
Totton (TTN)	d		1848										1948					
Redbridge (RDB)	d											1939						
Millbrook (Hants) (MBK)	d											1943						
Southampton Central (SOU)	a		1853		←	1908		1923				1945		1953		←	2008	2023
Southampton Central (SOU)	d		1855		1859	1915		1925				1959		1955		1959	2015	2025
St Denys (SDN)	d				1904							→				2004		
Swaythling (SWG)	d				1907											2007		
Southampton Airport Parkwy (SOA)	← d		1903		1910	1923		1933						2003		2010	2023	2033
Portsmouth Harbour (PMH)	d	1817											1917					
Portsmouth & Southsea (PMS)	d	1822											1922					
Fratton (FTN)	d	1826											1926					
Hilsea (HLS)	d	1830											1930					
Cosham (CSA)	d	1835											1935					
Portchester (PTC)	d	1840											1940					
Fareham (FRM)	d	1846											1946					
Botley (BOE)	d	1853											1953					
Hedge End (HDE)	d	1858											1958					
Eastleigh (ESL)	3 a	1904	1906	←	1914								2004	2006	←	2014		
Eastleigh (ESL)	3 d	1911	1907	1911	1915								2011	2007	2011	2015		
Chandlers Ford (CFR)	d	→			1920								→			2020		
Romsey (ROM)	a				1928											2028		
Shawford (SHW)	d			1917											2017			
Winchester (WIN)	d		1917	1923		1931		1942					2017	2023		2031		2042
Micheldever (MIC)	d			1932										2032				
Basingstoke (BSK)	a		1933	1942		1946		1958					2033	2042		2046		2058
Reading (RDG)	7 a					2006											2105	
Fleet (FLE)	a																	
Farnborough (Main) (FNB)	a			1957												2057		
Woking (WOK)	a		1953	2008				2018					2053	2108				2118
Clapham Junction (CLJ)	10 a		2015	2028				2039					2114	2128				2139
London Waterloo (WAT)	↻ 15 a		2024	2039				2049					2124	2139				2149

NOTES (see introductory pages for explanation of train operator codes and standard symbols)

- a Arrival time
- d Departure time
- e Arrives 4 minutes earlier
- A From Salisbury
- B To Manchester Piccadilly
- E To Bristol Temple Meads
- F To Birmingham New Street

Weymouth, Bournemouth, Yarmouth (IOW), Lymington, Southampton, Portsmouth and Fareham to Winchester and London

Sundays








Operator	SW	SW	SW A	SW	SW	SW	SW A	SW	SW	SW A	SW	SW	SW	SW A	GW E	SW	SW	
Days of operation/Notes 1st Class/Reservations/Bus/Ferry																		
Weymouth (WEY)	d														1958			2011
Upwey (UPW)	d														2002			2016
Dorchester West (DCW)	a																	2024
Dorchester South (DCH)	d														2010			
Moreton (Dorset) (MTN)	d														2017			
Wool (WOO)	d														2023			
Wareham (WRM)	d														2030			
Holton Heath (HOL)	d																	
Hamworthy (HAM)	d														2037			
Poole (POO)	4 a														2043			
Poole (POO)	4 d					1955									2049			
Parkstone (Dorset) (PKS)	d														2053			
Branksome (BSM)	d														2056			
Bournemouth (BMH)	a					2004									2102			
Bournemouth (BMH)	d					2006									2106			
Pokesdown (POK)	d					2010									2110			
Christchurch (CHR)	d					2014									2114			
Hinton Admiral (HNA)	d					2019									2119			
New Milton (NWM)	d					2023									2123			
Sway (SWY)	d					2028									2128			
Yarmouth (I.O.W.) (YMH)	d	1905																2105
Lymington Pier (LYP)	a	1945																2145
Lymington Pier (LYP)	d		2014						2044	2114								2144
Lymington Town (LYT)	d		2016						2046	2116								2146
Brockenhurst (BCU)	3 a		2024			2032			2054	2124				2132				2154
Brockenhurst (BCU)	3 d					2033									2133			
Beaulieu Road (BEU)	d					2039									2139			
Ashurst New Forest (ANF)	d					2043									2143			
Totton (TTN)	d					2048									2148			
Redbridge (RDB)	d			2039									2139					
Millbrook (Hants) (MBK)	d			2043									2143					
Southampton Central (SOU)	a			2045		2053							2145		2153			
Southampton Central (SOU)	d			2059		2055		2059					2159		2155		2159	
St Denys (SDN)	d							2104									2204	
Swaythling (SWG)	d							2107									2207	
Southampton Airport Parkway (SOA)	d					2103		2110							2203		2210	
Portsmouth Harbour (PMH)	d			2017											2117			
Portsmouth & Southsea (PMS)	d			2022											2122			
Fratton (FTN)	d			2026											2126			
Hilsea (HLS)	d			2030											2130			
Cosham (CSA)	d			2035											2135			
Portchester (PTC)	d			2040											2140			
Fareham (FRM)	d			2046											2146			
Botley (BOE)	d			2053											2153			
Hedge End (HDE)	d			2058											2158			
Eastleigh (ESL)	3 a			2104	2106		2114								2204	2206		2214
Eastleigh (ESL)	3 d			2111	2107	2111	2115								2211	2207	2211	2215
Chandlers Ford (CFR)	d						2120											2220
Romsey (ROM)	a						2128											2231
Shawford (SHW)	d					2117										2217		
Winchester (WIN)	d				2117	2123									2217	2223		
Micheldever (MIC)	d					2132										2232		
Basingstoke (BSK)	a				2133	2142									2234	2242		
Reading (RDG)	7 a																	
Fleet (FLE)	a																	
Farnborough (Main) (FNB)	a						2157									2257		
Woking (WOK)	a					2153	2208								2254	2308		
Clapham Junction (CLJ)	10 a					2214	2228								2314	2328		
London Waterloo (WAT)	15 a					2224	2237								2324	2339		

NOTES (see introductory pages for explanation of train operator codes and standard symbols)

- a Arrival time
- d Departure time
- A From Salisbury
- E To Bristol Temple Meads

Weymouth, Bournemouth, Yarmouth (IOW), Lymington, Southampton, Portsmouth and Fareham to Winchester and London

Sundays

Operator	SW	SW G	SW	SW	SW G	SW	SW	SW
Days of operation/Notes 1st Class/Reservations/Bus/Ferry	□	□	□	□	□	□	□	□
Weymouth (WEY)	d			2058		2158		2258
Upwey (UPW)	d			2102		2202		2302
Dorchester West (DCW)	a							
Dorchester South (DCH)	d			2110		2210		2310
Moreton (Dorset) (MTN)	d			2117		2217		2317
Wool (WOO)	d			2123		2223		2323
Wareham (WRM)	d			2130		2230		2330
Holton Heath (HOL)	d							
Hamworthy (HAM)	d			2137		2237		2337
Poole (POO)	4 a			2143		2243		2341
Poole (POO)	4 d			2150		2250		2349
Parkstone (Dorset) (PKS)	d			2154		2254		2353
Branksome (BSM)	d			2157		2257		2357
Bournemouth (BMH)	a			2203		2303		0002
Bournemouth (BMH)	d			2208		2308		
Pokesdown (POK)	d			2212		2312		
Christchurch (CHR)	d			2216		2316		
Hinton Admiral (HNA)	d			2221		2321		
New Milton (NWM)	d			2225		2325		
Sway (SWY)	d			2230		2330		
Yarmouth (I.O.W.) (YMH)	 d							
Lymington Pier (LYP)	 a							
Lymington Pier (LYP)	d	2214						
Lymington Town (LYT)	d	2216						
Brockenhurst (BCU)	3 a	2224		2234		2335		
Brockenhurst (BCU)	3 d			2235		2336		
Beaulieu Road (BEU)	d							
Ashurst New Forest (ANF)	d			2243		2343		
Totton (TTN)	d			2248		2348		
Redbridge (RDB)	d	2235						
Millbrook (Hants) (MBK)	d	2241						
Southampton Central (SOU)	a	2247		2253		2355		
Southampton Central (SOU)	d	2305		2255	2305			
St Denys (SDN)	d				2310			
Swaythling (SWG)	d				2313			
Southampton Airport Parkway (SOA)	 d			2303	2316			
Portsmouth Harbour (PMH)	 d			2217				2317
Portsmouth & Southsea (PMS)	d			2222				2322
Fratton (FTN)	d			2226				2326
Hilsea (HLS)	d			2230				2330
Cosham (CSA)	d			2235				2335
Portchester (PTC)	d			2240				2340
Fareham (FRM)	d			2246				2346
Botley (BOE)	d			2253				2353
Hedge End (HDE)	d			2258				2358
Eastleigh (ESL)	3 a			2304	2309	2320		0004
Eastleigh (ESL)	3 d			2311	2322			
Chandlers Ford (CFR)	d				2327			
Romsey (ROM)	a				2335			
Shawford (SHW)	d			2317				
Winchester (WIN)	d			2323				
Micheldever (MIC)	d			2332				
Basingstoke (BSK)	a			2342				
Reading (RDG)	7 a							
Fleet (FLE)	a							
Farnborough (Main) (FNB)	a							
Woking (WOK)	a			0002				
Clapham Junction (CLJ)	10 a			0023				
London Waterloo (WAT)	 15 a			0033				

NOTES (see introductory pages for explanation of train operator codes and standard symbols)

- a Arrival time
- d Departure time
- G From Romsey