

London to Winchester, Fareham, Portsmouth, Southampton, Lymington, Yarmouth (IOW), Bournemouth and Weymouth

**Mondays to Fridays**

Operator Days of operation/Notes 1st Class/Reservations/Bus/Ferry	SW	SW	SW	SW	SW	SW	SW	GW	SW	SW	SW	SW	SW	SW	SW	SW	SW
	□	□	□	□	☞	□	□	A	□	B	□	C	□	☞	□	□	□
London Waterloo (WAT) ☞ 15 d													0530				
Clapham Junction (CLJ) 10 d													0537u				
Woking (WOK) d													0601				
Farnborough (Main) (FNB) d																	
Fleet (FLE) d																	
Reading (RDG) 7 d																	
Basingstoke (BSK) d													0621				
Micheldever (MIC) d																	
Winchester (WIN) d													0638				
Shawford (SHW) d													0642				
Romsey (ROM) d												0558					
Chandlers Ford (CFR) d												0606					
Eastleigh (ESL) 3 a												0611		0648			
Eastleigh (ESL) 3 d									0601	0612	0628	0649				0702	
Hedge End (HDE) d									0607		0634					0708	
Botley (BOE) d									0611		0638					0712	
Fareham (FRM) a									0619		0646					0720	
Portchester (PTC) a									0625		0652					0726	
Cosham (CSA) a									0630		0657					0730	
Hilsea (HLS) a									0635		0702					0735	
Fratton (FTN) a									0639		0706					0739	
Portsmouth & Southsea (PMS) a									0642		0711					0743	
Portsmouth Harbour (PMH) ☞ a									0646		0716					0748	
Southampton Airport Parkway (SOA) ☞ d											0616		0653				
Swaythling (SWG) d											0618						
St Denys (SDN) d											0625						
Southampton Central (SOU) a											0630		0700				
Southampton Central (SOU) d							0622					0632		0702			0730
Millbrook (Hants) (MBK) d												0635					
Redbridge (RDB) d												0638a					0735
Totton (TTN) d							0628						0707				0738
Ashurst New Forest (ANF) d							0632										0742
Beaulieu Road (BEU) d																	0747
Brockenhurst (BCU) 3 a							0640						0718				0753
Brockenhurst (BCU) 3 d		0559	0615	0629		0641	0659						0718	0729			0757
Lymington Town (LYT) d		0607		0637			0707							0737			
Lymington Pier (LYP) a		0609		0639			0709							0739			
Lymington Pier (LYP) ☞ d					0650										0750		
Yarmouth (I.O.W.) (YMH) ☞ a					0730										0830		
Sway (SWY) d			0620			0646							0723				
New Milton (NWM) d			0625			0651							0728				0804
Hinton Admiral (HNA) d			0629			0655							0732				
Christchurch (CHR) d			0634			0700							0737				0811
Pokesdown (POK) d			0637			0703							0740				
Bournemouth (BMH) a			0641			0707							0744				0817
Bournemouth (BMH) d	0611		0644			0712							0746			0804	0818
Branksome (BSM) d	0616		0649			0717							0751			0809	0823
Parkstone (Dorset) (PKS) d	0619		0652			0720							0754			0812	0826
Poole (POO) 4 a	0623		0655			0723							0757			0816	0830
Poole (POO) 4 d	0624		0657			0725							0758			0817	
Hamworthy (HAM) d	0629		0702			0730							0803			0822	
Holton Heath (HOL) d	0633		0706			0734							0807			0826	
Wareham (WRM) d	0638		0711			0739							0812			0831	
Wool (WOO) d	0644		0717			0745							0819			0837	
Moreton (Dorset) (MTN) d	0650		0725			0751							0825			0843	
Dorchester South (DCH) d	0658		0735f			0759							0833			0851	
Dorchester West (DCW) d								0810									
Upwey (UPW) d	0705		0741			0806		0818					0839			0858	
Weymouth (WEY) a	0709		0746			0810		0825					0844			0902	

Ferry services between Lymington and Yarmouth are operated by Wightlink. [www.wightlink.co.uk](http://www.wightlink.co.uk) or call 0333 999 7333

For the complete service between London and Basingstoke see table 152, and between Reading and Basingstoke table 120

For the complete service between Romsey and Southampton, also between Fareham and Portsmouth see table 156

NOTES (see introductory pages for explanation of train operator codes and standard symbols)

- a Arrival time
- d Departure time
- u Stops to pick up only
- f Arrives 3 minutes earlier
- A From Westbury
- B From Salisbury to Salisbury
- C Also calls at Wimbledon 0543

## London to Winchester, Fareham, Portsmouth, Southampton, Lymington, Yarmouth (IOW), Bournemouth and Weymouth

### Mondays to Fridays

Operator	SW	SW	SW	XC	SW	SW	SW	SW	SW	SW	SW	SW	XC	SW	GW	SW
Days of operation/Notes 1st Class/Reservations/Bus/Ferry Catering facilities	□	D	E	□◇ ⚓	□	□	⚓	□	□	□	D	F	G	□	H	□
London Waterloo (WAT)	15	d			0630					0703			0642			0735
Clapham Junction (CLJ)	10	d			0637u					0710u			0649u			
Woking (WOK)		d			0657					0730			0720			0800
Farnborough (Main) (FNB)		d			0634								0734			
Fleet (FLE)		d			0639								0739			
Reading (RDG)	7	d											0752			
Basingstoke (BSK)		d			0700					0750			0800	0811	0819	
Micheldever (MIC)		d			0710								0810			
Winchester (WIN)		d			0719					0807			0820	0827	0836	0841
Shawford (SHW)		d			0740								0825			0845
Romsey (ROM)		d										0807				
Chandlers Ford (CFR)		d			0714							0814				
Eastleigh (ESL)	3	a			0720	0728						0820	0830		0845	0851
Eastleigh (ESL)	3	d			0721	0729						0821	0831		0846	0851
Hedge End (HDE)		d				0735							0837			
Botley (BOE)		d				0739							0841			
Fareham (FRM)		a				0747							0849			
Portchester (PTC)		a				0753							0855			
Cosham (CSA)		a				0757							0859			
Hilsea (HLS)		a				0803							0904			
Fratton (FTN)		a				0807							0908			
Portsmouth & Southsea (PMS)		a				0811							0912			
Portsmouth Harbour (PMH)		a				0815							0918			
Southampton Airport Parkwy (SOA)		d			0726					0819		0825		0835	0850	0855
Swaythling (SWG)		d			0728							0827				
St Denys (SDN)		d			0731							0830				
Southampton Central (SOU)		a			0736					0826		0835		0842	0857	0902
Southampton Central (SOU)		d			0738		0756	0759				0827		0846	0859	0906
Millbrook (Hants) (MBK)		d			0741							0840				
Redbridge (RDB)		d			0745a							0843a				
Totton (TTN)		d						0804				0833				0911
Ashurst New Forest (ANF)		d						0809								0916
Beaulieu Road (BEU)		d						0813								
Brockenhurst (BCU)	3	a				0809	0819					0843			0912	0924
Brockenhurst (BCU)	3	d			0759		0810	0820	0829			0844	0859		0913	0925
Lymington Town (LYT)		d			0807				0837				0907			
Lymington Pier (LYP)		a			0809				0839				0909			
Lymington Pier (LYP)		d							0900							
Yarmouth (I.O.W.) (YMH)		a							0940							
Sway (SWY)		d						0825				0849				0929
New Milton (NWM)		d						0830				0854				0934
Hinton Admiral (HNA)		d						0834				0858				0938
Christchurch (CHR)		d						0839				0903				0943
Pokesdown (POK)		d						0842				0906				0947
Bournemouth (BMH)		a				0824	0846					0910		0913	0928	0953
Bournemouth (BMH)		d						0848			0904	0912				0932
Branksome (BSM)		d						0853			0909	0917				0937
Parkstone (Dorset) (PKS)		d						0856			0912	0920				0940
Poole (POO)	4	a						0859			0916	0923				0943
Poole (POO)	4	d						0900			0917					0944
Hamworthy (HAM)		d						0905			0922					0949
Holton Heath (HOL)		d									0926					
Wareham (WRM)		d						0912			0931					0956
Wool (WOO)		d						0919			0937					1002
Moreton (Dorset) (MTN)		d						0925			0943					
Dorchester South (DCH)		d						0933			0951					1013
Dorchester West (DCW)		d														1018
Upwey (UPW)		d						0939			0958					1029
Weymouth (WEY)		a						0944			1002					1025
																1034

#### NOTES (see introductory pages for explanation of train operator codes and standard symbols)

- a Arrival time
- d Departure time
- u Stops to pick up only
- D To Salisbury
- E Also calls at Brookwood 0626, Winchfield 0645 and Hook 0649
- F Also calls at Surbiton 0700, Walton-On-Thames 0707, Weybridge 0711, Brookwood 0726, Winchfield 0745 and Hook 0749
- G From Birmingham New Street
- H From Bristol Temple Meads

London to Winchester, Fareham, Portsmouth, Southampton, Lymington, Yarmouth (IOW), Bournemouth and Weymouth

**Mondays to Fridays**

Operator	SW	SW	SW	SW	SW	SW	XC	SW	SW	SW	SW	SW	SW	SW	SW	SW	SW
Days of operation/Notes	1	1	1	1	D	1	J	1	1	1	1	1	1	1	1	1	1
1st Class/Reservations/Bus/Ferry																	
Catering facilities																	
London Waterloo (WAT)	15 d	0805				0808		0835					0905				0909
Clapham Junction (CLJ)	10 d	0812u											0912u				
Woking (WOK)	d					0834		0900									0934
Farnborough (Main) (FNB)	d					0844											0944
Fleet (FLE)	d					0850											0950
Reading (RDG)	7 d							0854									
Basingstoke (BSK)	d	0849				0903		0911					0949				1003
Micheldever (MIC)	d					0913											1013
Winchester (WIN)	d	0906				0922		0927	0933				0949	1005			1022
Shawford (SHW)	d												0954				
Romsey (ROM)	d					0907											1007
Chandlers Ford (CFR)	d					0914											1014
Eastleigh (ESL)	3 a					0920	0930						0959				1020 1030
Eastleigh (ESL)	3 d					0921	0931						1004				1021 1031
Hedge End (HDE)	d						0937										1037
Botley (BOE)	d						0941										1041
Fareham (FRM)	a						0949										1049
Portchester (PTC)	a						0955										1055
Cosham (CSA)	a						0959										1059
Hilsea (HLS)	a						1004										1104
Fratton (FTN)	a						1008										1108
Portsmouth & Southsea (PMS)	a						1012										1112
Portsmouth Harbour (PMH)	a						1018										1118
Southampton Airport Parkwy (SOA)	4 d	0914				0925		0936	0942				1008	1014			1025
Swaythling (SWG)	d					0927											1027
St Denys (SDN)	d					0930											1030
Southampton Central (SOU)	a	0922				0935		0943	0949				1017	1022			1035
Southampton Central (SOU)	d	0925				0937		0945	0952				0956				1037
Millbrook (Hants) (MBK)	d					0940											1040
Redbridge (RDB)	d					0943a											1043a
Totton (TTN)	d												1001				
Ashurst New Forest (ANF)	d												1006				
Beaulieu Road (BEU)	d												1010				
Brockenhurst (BCU)	3 a	0939						0958	1005				1016		1039		
Brockenhurst (BCU)	3 d	0940	0942					0959	1006	1012	1017			1040	1042		
Lymington Town (LYT)	d		0950							1020					1050		
Lymington Pier (LYP)	a		0952							1022					1052		
Lymington Pier (LYP)	d					1000											1100
Yarmouth (I.O.W.) (YMH)	a					1040											1140
Sway (SWY)	d												1022				
New Milton (NWM)	d	0947											1027		1047		
Hinton Admiral (HNA)	d												1031				
Christchurch (CHR)	d	0954											1036		1054		
Pokesdown (POK)	d	0958											1039		1058		
Bournemouth (BMH)	a	1002						1013	1021				1044		1102		
Bournemouth (BMH)	d	1005	1010							1025				1105	1110		
Branksome (BSM)	d		1015							1030					1115		
Parkstone (Dorset) (PKS)	d		1018							1034					1118		
Poole (POO)	4 a	1015	1022							1037				1115	1122		
Poole (POO)	4 d	1016								1038				1116			
Hamworthy (HAM)	d	1021								1043				1121			
Holton Heath (HOL)	d	1025												1125			
Wareham (WRM)	d	1030							1050					1130			
Wool (WOO)	d	1036												1136			
Moreton (Dorset) (MTN)	d	1042												1142			
Dorchester South (DCH)	d	1050							1106					1150			
Dorchester West (DCW)	d																
Upwey (UPW)	d	1057												1157			
Weymouth (WEY)	a	1101							1117					1203			

NOTES (see introductory pages for explanation of train operator codes and standard symbols)

- a Arrival time
- d Departure time
- u Stops to pick up only
- D To Salisbury
- J From Manchester Piccadilly

London to Winchester, Fareham, Portsmouth, Southampton, Lymington, Yarmouth (IOW), Bournemouth and Weymouth

**Mondays to Fridays**

Operator	XC	SW	SW	GW	SW	SW	SW	SW	SW	SW	SW	SW	XC	SW	SW	SW	SW
Days of operation/Notes	K	□	□	L	□	□	□	□	□	□	□	D	J	□	□	□	□
1st Class/Reservations/Bus/Ferry	◇												◇				
Catering facilities	⚓												⚓				
London Waterloo (WAT)	15	d	0935							1005				1009			1035
Clapham Junction (CLJ)	10	d								1012u							
Woking (WOK)		d	1000											1034			1100
Farnborough (Main) (FNB)		d												1044			
Fleet (FLE)		d												1050			
Reading (RDG)	7	d	0952											1052			
Basingstoke (BSK)		d	1011							1049				1103	1111		
Micheldever (MIC)		d												1113			
Winchester (WIN)		d	1027	1033				1049	1105					1122	1127	1133	
Shawford (SHW)		d						1054									1149
Romsey (ROM)		d												1107			
Chandlers Ford (CFR)		d												1114			
Eastleigh (ESL)	3	a						1059						1120	1130		1159
Eastleigh (ESL)	3	d						1100						1121	1131		1200
Hedge End (HDE)		d												1137			
Botley (BOE)		d												1141			
Fareham (FRM)		a												1149			
Portchester (PTC)		a												1155			
Cosham (CSA)		a												1159			
Hilsea (HLS)		a												1204			
Fratton (FTN)		a												1208			
Portsmouth & Southsea (PMS)		a												1212			
Portsmouth Harbour (PMH)	⚓	a												1218			
Southampton Airport Parkwy (SOA)	↔	d	1035	1042				1105	1114					1125		1136	1142
Swaythling (SWG)		d												1127			
St Denys (SDN)		d												1130			
Southampton Central (SOU)		a	1042	1049				1112	1122					1135		1143	1149
Southampton Central (SOU)		d	1045	1051				1058	1124					1137		1145	1152
Millbrook (Hants) (MBK)		d												1140			
Redbridge (RDB)		d												1143a			
Totton (TTN)		d						1103									1201
Ashurst New Forest (ANF)		d						1108									1206
Beaulieu Road (BEU)		d															1210
Brockenhurst (BCU)	3	a		1105				1116	1138							1205	1216
Brockenhurst (BCU)	3	d		1106	1112			1117	1139	1142						1206	1212
Lymington Town (LYT)		d			1120					1150							1220
Lymington Pier (LYP)		a			1122					1152							1222
Lymington Pier (LYP)	⚓	d												1200			
Yarmouth (I.O.W.) (YMH)	⚓	a												1240			
Sway (SWY)		d						1122									1222
New Milton (NWM)		d						1127	1146								1227
Hinton Admiral (HNA)		d						1131									1231
Christchurch (CHR)		d						1136	1153								1236
Pokesdown (POK)		d						1139	1157								1239
Bournemouth (BMH)		a	1112	1120				1144	1201						1212	1220	1244
Bournemouth (BMH)		d		1124					1205	1210							1224
Branksome (BSM)		d		1129						1215							1229
Parkstone (Dorset) (PKS)		d		1132						1218							1232
Poole (POO)	4	a		1136						1215	1222						1236
Poole (POO)	4	d		1137						1216							1237
Hamworthy (HAM)		d		1142						1221							1242
Holton Heath (HOL)		d								1225							
Wareham (WRM)		d		1149						1230							1249
Wool (WOO)		d								1236							
Moreton (Dorset) (MTN)		d								1242							
Dorchester South (DCH)		d		1205						1250							1305
Dorchester West (DCW)		d						1212									
Upwey (UPW)		d						1221		1257							
Weymouth (WEY)		a		1215				1226		1303							1314

NOTES (see introductory pages for explanation of train operator codes and standard symbols)

- a Arrival time
- d Departure time
- u Stops to pick up only
- D To Salisbury
- J From Manchester Piccadilly
- K From Nottingham
- L From Gloucester

London to Winchester, Fareham, Portsmouth, Southampton, Lymington, Yarmouth (IOW), Bournemouth and Weymouth

**Mondays to Fridays**

Operator	SW	SW	SW	SW	SW	SW	XC	SW	SW	GW	SW	SW	SW	SW	SW	SW	SW	SW
Days of operation/Notes 1st Class/Reservations/Bus/Ferry Catering facilities	□	□	□	☒	D	□	J □◇ ⚓	□	□	L	□	□	□	□	□	☒	D	□
London Waterloo (WAT)	15	d	1105			1109		1135							1205			
Clapham Junction (CLJ)	10	d	1112u												1212u			
Woking (WOK)		d				1134		1200										
Farnborough (Main) (FNB)		d				1144												
Fleet (FLE)		d				1150												
Reading (RDG)	7	d						1152										
Basingstoke (BSK)		d	1149			1203		1211							1248			
Micheldever (MIC)		d				1213												
Winchester (WIN)		d	1205			1222		1227	1233					1253	1305			
Shawford (SHW)		d												1258				
Romsey (ROM)		d				1207												1307
Chandlers Ford (CFR)		d				1214												1314
Eastleigh (ESL)	3	a				1220	1230							1303				1320
Eastleigh (ESL)	3	d				1221	1231							1304				1321
Hedge End (HDE)		d					1237											
Botley (BOE)		d					1241											
Fareham (FRM)		a					1249											
Portchester (PTC)		a					1255											
Cosham (CSA)		a					1259											
Hilsea (HLS)		a					1304											
Fratton (FTN)		a					1308											
Portsmouth & Southsea (PMS)		a					1312											
Portsmouth Harbour (PMH)		a					1318											
Southampton Airport Parkwy (SOA)	4	d	1214			1225		1240	1244					1308	1314			1325
Swaythling (SWG)		d				1227												1327
St Denys (SDN)		d				1230												1330
Southampton Central (SOU)		a	1222			1235		1247	1252					1317	1322			1335
Southampton Central (SOU)		d	1224			1237		1249	1253					1256	1324			1337
Millbrook (Hants) (MBK)		d				1240												1340
Redbridge (RDB)		d				1243a												1343a
Totton (TTN)		d												1302				
Ashurst New Forest (ANF)		d												1306				
Beaulieu Road (BEU)		d																
Brockenhurst (BCU)	3	a	1238					1307						1316	1338			
Brockenhurst (BCU)	3	d	1239	1242				1307	1312					1317	1339	1342		
Lymington Town (LYT)		d		1250					1320							1350		
Lymington Pier (LYP)		a		1252					1322							1352		
Lymington Pier (LYP)		d			1300													1400
Yarmouth (I.O.W.) (YMH)		a			1340													1440
Sway (SWY)		d												1322				
New Milton (NWM)		d	1246											1327	1346			
Hinton Admiral (HNA)		d												1331				
Christchurch (CHR)		d	1253											1336	1353			
Pokesdown (POK)		d	1257											1339	1357			
Bournemouth (BMH)		a	1301					1315	1322					1344	1401			
Bournemouth (BMH)		d	1305	1310											1405	1410		
Branksome (BSM)		d		1315											1415			
Parkstone (Dorset) (PKS)		d		1318											1418			
Poole (POO)	4	a	1315	1322											1415	1422		
Poole (POO)	4	d	1316												1416			
Hamworthy (HAM)		d	1321												1421			
Holton Heath (HOL)		d	1325												1425			
Wareham (WRM)		d	1330												1430			
Wool (WOO)		d	1336												1436			
Moreton (Dorset) (MTN)		d	1342												1442			
Dorchester South (DCH)		d	1350												1450			
Dorchester West (DCW)		d												1412				
Upwey (UPW)		d	1357												1421			1457
Weymouth (WEY)		a	1403					1417							1426			1503

NOTES (see introductory pages for explanation of train operator codes and standard symbols)

- a Arrival time
- d Departure time
- u Stops to pick up only
- D To Salisbury
- J From Manchester Piccadilly
- L From Gloucester

London to Winchester, Fareham, Portsmouth, Southampton, Lymington, Yarmouth (IOW), Bournemouth and Weymouth

**Mondays to Fridays**

Operator Days of operation/Notes 1st Class/Reservations/Bus/Ferry Catering facilities	SW □	XC J □◇ ⚓	SW □	SW □	SW □	SN M □	SW □	SW □	SW □	SW □	SW MFO □	SW D □	SW □	XC J □◇ ⚓	SW □	SW □	GW L
London Waterloo (WAT)  15 d	1209		1235							1305				1309		1335	
Clapham Junction (CLJ) 10 d										1312u							
Woking (WOK) d	1234		1300											1334		1401	
Farnborough (Main) (FNB) d	1244													1344			
Fleet (FLE) d	1250													1350			
Reading (RDG) 7 d		1252													1352		
Basingstoke (BSK) d	1303	1311								1348				1403	1411		
Micheldever (MIC) d	1313													1413			
Winchester (WIN) d	1322	1327	1333				1349	1405						1422	1427	1433	
Shawford (SHW) d							1354										
Romsey (ROM) d													1407				
Chandlers Ford (CFR) d													1414				
Eastleigh (ESL) 3 a	1330							1359					1420	1430			
Eastleigh (ESL) 3 d	1331					1352	1400						1421	1431			
Hedge End (HDE) d	1337													1437			
Botley (BOE) d	1341													1441			
Fareham (FRM) a	1349													1449			
Portchester (PTC) a	1355													1455			
Cosham (CSA) a	1359													1459			
Hilsea (HLS) a	1404													1504			
Fratton (FTN) a	1408													1508			
Portsmouth & Southsea (PMS) a	1412													1512			
Portsmouth Harbour (PMH)  a	1418													1518			
Southampton Airport Parkwy (SOA)  d		1336	1342			1356	1405	1414						1425		1435	1442
Swaythling (SWG) d														1427			
St Denys (SDN) d														1430			
Southampton Central (SOU) a		1343	1350			1404	1412	1422						1435		1443	1449
Southampton Central (SOU) d		1345	1352		1356			1424						1437		1445	1451
Millbrook (Hants) (MBK) d														1440			
Redbridge (RDB) d														1443a			
Totton (TTN) d					1401												
Ashurst New Forest (ANF) d					1406												
Beaulieu Road (BEU) d					1410												
Brockenhurst (BCU) 3 a			1406		1416			1438								1504	
Brockenhurst (BCU) 3 d			1407	1412	1417			1439	1442							1505	1512
Lymington Town (LYT) d				1420					1450								1520
Lymington Pier (LYP) a				1422					1452								1522
Lymington Pier (LYP)  d										1500							
Yarmouth (I.O.W.) (YMH)  a										1540							
Sway (SWY) d					1422												
New Milton (NWM) d					1427			1446									
Hinton Admiral (HNA) d					1431												
Christchurch (CHR) d					1436			1453									
Pokesdown (POK) d					1439			1457									
Bournemouth (BMH) a		1412	1421		1444			1501							1512	1520	
Bournemouth (BMH) d			1425					1505	1510							1524	
Branksome (BSM) d			1430						1515							1529	
Parkstone (Dorset) (PKS) d			1433						1518							1532	
Poole (POO) 4 a			1437					1515	1522							1536	
Poole (POO) 4 d			1438					1516								1537	
Hamworthy (HAM) d			1443					1521								1542	
Holton Heath (HOL) d								1525									
Wareham (WRM) d			1449					1530								1549	
Wool (WOO) d								1536									
Moreton (Dorset) (MTN) d								1542									
Dorchester South (DCH) d			1506					1550								1605	
Dorchester West (DCW) d																	1612
Upwey (UPW) d								1557									1621
Weymouth (WEY) a			1516					1604								1616	1626

NOTES (see introductory pages for explanation of train operator codes and standard symbols)

- a Arrival time
- d Departure time
- u Stops to pick up only
- D To Salisbury
- J From Manchester Piccadilly
- L From Gloucester
- M From Brighton
- MFO Mondays and Fridays only



London to Winchester, Fareham, Portsmouth, Southampton, Lymington, Yarmouth (IOW), Bournemouth and Weymouth

**Mondays to Fridays**

Operator	SW	SW	SN	SW	SW	SW	SW	SW	SW	XC	SW	SW	SW	SW	SW	SW	SW
Days of operation/Notes 1st Class/Reservations/Bus/Ferry Catering facilities	□	□	□	□	□	□	□	□	□	□	□	□	□	□	□	□	□
London Waterloo (WAT)	15 d			1405					1409		1435					1505	
Clapham Junction (CLJ)	10 d			1412u												1512u	
Woking (WOK)	d								1434		1500						
Farnborough (Main) (FNB)	d								1444								
Fleet (FLE)	d								1450								
Reading (RDG)	7 d										1452						
Basingstoke (BSK)	d			1449					1503	1511						1549	
Micheldever (MIC)	d								1513								
Winchester (WIN)	d	1449		1505					1522	1527	1532			1549	1605		
Shawford (SHW)	d	1454												1554			
Romsey (ROM)	d								1507								
Chandlers Ford (CFR)	d								1514								
Eastleigh (ESL)	3 a	1459							1520	1530				1559			
Eastleigh (ESL)	3 d	1500	1500						1521	1531				1600			
Hedge End (HDE)	d									1537							
Botley (BOE)	d									1541							
Fareham (FRM)	a		1514							1549							
Portchester (PTC)	a									1555							
Cosham (CSA)	a		1522							1559							
Hilsea (HLS)	a									1604							
Fratton (FTN)	a									1608							
Portsmouth & Southsea (PMS)	a									1612							
Portsmouth Harbour (PMH)	a									1618							
Southampton Airport Parkwy (SOA)	d	1505		1514					1525		1536	1541		1605	1614		
Swaythling (SWG)	d								1527								
St Denys (SDN)	d								1530								
Southampton Central (SOU)	a	1515		1522					1535		1543	1548		1614	1621		
Southampton Central (SOU)	d	1456		1524					1537		1545	1551		1556	1626	1628	
Millbrook (Hants) (MBK)	d								1540								
Redbridge (RDB)	d								1543a								
Totton (TTN)	d	1501												1601			
Ashurst New Forest (ANF)	d	1506												1606			
Beaulieu Road (BEU)	d													1610			
Brockenhurst (BCU)	3 a	1516		1538							1604			1616	1639		
Brockenhurst (BCU)	3 d	1517		1539	1542						1605	1612	1626	1640	1644		
Lymington Town (LYT)	d				1550							1620			1652		
Lymington Pier (LYP)	a				1552							1622			1654		
Lymington Pier (LYP)	d							1600									
Yarmouth (I.O.W.) (YMH)	a							1640									
Sway (SWY)	d	1522												1631			
New Milton (NWM)	d	1527		1546										1636			
Hinton Admiral (HNA)	d	1531												1640			
Christchurch (CHR)	d	1536		1553										1645			
Pokesdown (POK)	d	1539		1557										1648			
Bournemouth (BMH)	a	1544		1601							1612	1620		1653	1701		
Bournemouth (BMH)	d			1605	1610									1624		1702	
Branksome (BSM)	d				1615									1629		1708	
Parkstone (Dorset) (PKS)	d				1618									1632		1711	
Poole (POO)	4 a			1615	1622									1636		1716	
Poole (POO)	4 d			1616										1637		1717	
Hamworthy (HAM)	d			1621										1642		1722	
Holton Heath (HOL)	d			1625												1726	
Wareham (WRM)	d			1630										1649		1730	
Wool (WOO)	d			1636										1655		1737	
Moreton (Dorset) (MTN)	d			1642												1743	
Dorchester South (DCH)	d			1650										1706		1751	
Dorchester West (DCW)	d																
Upwey (UPW)	d			1657												1757	
Weymouth (WEY)	a			1703										1715		1802	

NOTES (see introductory pages for explanation of train operator codes and standard symbols)

- a Arrival time
- d Departure time
- u Stops to pick up only
- D To Salisbury
- J From Manchester Piccadilly
- N From Southampton Central to Brighton

## London to Winchester, Fareham, Portsmouth, Southampton, Lymington, Yarmouth (IOW), Bournemouth and Weymouth

### Mondays to Fridays

Operator	SW	SW	SW	SW	XC	SW	SW	SW	GW	SW	SW	SW	SW	SW	SW	SW	SW
Days of operation/Notes	MFO		D		J				L			P					
1st Class/Reservations/Bus/Ferry Catering facilities																	
London Waterloo (WAT)		15	d			1509		1535				1512	1605				
Clapham Junction (CLJ)		10	d									1519u	1612u				
Woking (WOK)			d			1534		1600				1549					
Farnborough (Main) (FNB)			d			1544						1603					
Fleet (FLE)			d			1550						1608					
Reading (RDG)		7	d			1552											
Basingstoke (BSK)			d			1603	1611					1629	1648				
Micheldever (MIC)			d			1613											
Winchester (WIN)			d			1622	1628	1633				1639	1645	1705			
Shawford (SHW)			d									1643					
Romsey (ROM)			d			1607											
Chandlers Ford (CFR)			d			1614											
Eastleigh (ESL)		3	a			1620	1630					1649	1653				
Eastleigh (ESL)		3	d			1621	1631					1650	1654				
Hedge End (HDE)			d				1637						1701				
Botley (BOE)			d				1641						1705				
Fareham (FRM)			a				1649						1718				
Portchester (PTC)			a				1655						1724				
Cosham (CSA)			a				1659						1728				
Hilsea (HLS)			a				1704										
Fratton (FTN)			a				1708						1738				
Portsmouth & Southsea (PMS)			a				1712						1742				
Portsmouth Harbour (PMH)			a				1718						1747				
Southampton Airport Parkwy (SOA)			d			1625		1642				1654		1714			
Swaythling (SWG)			d			1627						1657					
St Denys (SDN)			d			1630						1700					
Southampton Central (SOU)			a			1635		1649				1705		1721			
Southampton Central (SOU)			d			1628	1637					1656	1713		1725	1728	
Millbrook (Hants) (MBK)			d			1640											
Redbridge (RDB)			d			1643a						1717					
Totton (TTN)			d			1634						1702	1720				1733
Ashurst New Forest (ANF)			d			1639						1707					1738
Beaulieu Road (BEU)			d									1711					
Brockenhurst (BCU)		3	a			1647		1710				1717	1731	1738			1746
Brockenhurst (BCU)		3	d			1647		1711		1714		1718	1731	1739	1744		1746
Lymington Town (LYT)			d							1722					1752		
Lymington Pier (LYP)			a							1724					1754		
Lymington Pier (LYP)		1700	d														1800
Yarmouth (I.O.W.) (YMH)		1740	a														1840
Sway (SWY)			d			1652						1722					1751
New Milton (NWM)			d			1657						1727	1738				1756
Hinton Admiral (HNA)			d			1701						1731					1800
Christchurch (CHR)			d			1706						1736	1745				1805
Pokesdown (POK)			d			1709						1740					1808
Bournemouth (BMH)			a			1713		1721	1726			1744	1752	1755			1812
Bournemouth (BMH)			d			1715						1745		1757			1814
Branksome (BSM)			d									1750		1802			1819
Parkstone (Dorset) (PKS)			d									1753		1805			1822
Poole (POO)		4	a			1724						1757		1809			1825
Poole (POO)		4	d											1810			
Hamworthy (HAM)			d											1815			
Holton Heath (HOL)			d											1819			
Wareham (WRM)			d											1824			
Wool (WOO)			d											1830			
Moreton (Dorset) (MTN)			d											1841c			
Dorchester South (DCH)			d					1809						1849			
Dorchester West (DCW)			d							1814							
Upwey (UPW)			d							1822				1855			
Weymouth (WEY)			a					1818		1827				1902			

**NOTES** (see introductory pages for explanation of train operator codes and standard symbols)

- a Arrival time
- d Departure time
- u Stops to pick up only
- c Arrives 5 minutes earlier
- D To Salisbury
- J From Manchester Piccadilly
- L From Gloucester
- P Also calls at Sarbiton 1530, Walton-On-Thames 1537, Weybridge 1541, Brookwood 1555, Winchfield 1614 and Hook 1618
- MFO** Mondays and Fridays only



London to Winchester, Fareham, Portsmouth, Southampton, Lymington, Yarmouth (IOW), Bournemouth and Weymouth

**Mondays to Fridays**

Operator	SW	SW	XC	SW	SW	SW	SW	SW	GW	SW	SW	SW	SW	SW	SW	XC	
Days of operation/Notes 1st Class/Reservations/Bus/Ferry Catering facilities	D	□	J □◇ ⚓	□	□	□	MFO ⚓	□	L	Q □	□	□	□	D □	□	J □◇ ⚓	
London Waterloo (WAT)	15 d	1609		1635						1612	1705			1709			
Clapham Junction (CLJ)	10 d									1619u							
Woking (WOK)	d	1634		1659u						1652				1734			
Farnborough (Main) (FNB)	d	1644								1705				1744			
Fleet (FLE)	d	1650								1710				1750			
Reading (RDG)	7 d		1652													1752	
Basingstoke (BSK)	d	1703	1711	1719						1730	1746			1803	1811		
Micheldever (MIC)	d	1713												1813			
Winchester (WIN)	d	1722	1727	1735						1750	1803			1822	1827		
Shawford (SHW)	d									1754				1827			
Romsey (ROM)	d	1707												1807			
Chandlers Ford (CFR)	d	1714												1814			
Eastleigh (ESL)	3 a	1720	1730							1800				1820	1833		
Eastleigh (ESL)	3 d	1721	1731							1801				1821	1834		
Hedge End (HDE)	d		1737												1840		
Botley (BOE)	d		1741												1844		
Fareham (FRM)	a		1749												1852		
Portchester (PTC)	a		1755												1858		
Cosham (CSA)	a		1759												1902		
Hilsea (HLS)	a		1804												1908		
Fratton (FTN)	a		1808												1912		
Portsmouth & Southsea (PMS)	a		1812												1915		
Portsmouth Harbour (PMH)	⚓ a		1820												1921		
Southampton Airport Parkwy (SOA)	↔ d	1725		1736	1744					1805	1812			1825		1835	
Swaythling (SWG)	d	1727								1808				1827			
St Denys (SDN)	d	1730								1811				1830			
Southampton Central (SOU)	a	1735		1743	1751			←		1818	1819			1835		1842	
Southampton Central (SOU)	d	1737		1749	1755 1758			1758			1822 1825			1840		1845	
Millbrook (Hants) (MBK)	d	1740												1843			
Redbridge (RDB)	d	1743a												1846a			
Totton (TTN)	d							1804			1831						
Ashurst New Forest (ANF)	d							1808			1835						
Beaulieu Road (BEU)	d							1813									
Brockenhurst (BCU)	3 a			1809				1819			1843					1858	
Brockenhurst (BCU)	3 d			1810		1814		1819			1844	1848				1859	
Lymington Town (LYT)	d					1822						1856					
Lymington Pier (LYP)	a					1824						1858					
Lymington Pier (LYP)	⚓ d							1900									
Yarmouth (I.O.W.) (YMH)	⚓ a							1940									
Sway (SWY)	d							1824			1848						
New Milton (NWM)	d							1829			1853						
Hinton Admiral (HNA)	d							1833			1857						
Christchurch (CHR)	d							1838			1902						
Pokesdown (POK)	d							1841			1906						
Bournemouth (BMH)	a		1816	1824				1845			1849 1910					1914	
Bournemouth (BMH)	d			1826							1851 1911						
Branksome (BSM)	d			1831							1856 1916						
Parkstone (Dorset) (PKS)	d			1834							1859 1919						
Poole (POO)	4 a			1837							1902 1924						
Poole (POO)	4 d			1838							1903						
Hamworthy (HAM)	d			1843							1908						
Holton Heath (HOL)	d										1912						
Wareham (WRM)	d			1850							1917						
Wool (WOO)	d			1856							1923						
Moreton (Dorset) (MTN)	d										1929						
Dorchester South (DCH)	d			1907							1937						
Dorchester West (DCW)	d								1925								
Upwey (UPW)	d								1933		1944						
Weymouth (WEY)	a			1918					1938		1950						

NOTES (see introductory pages for explanation of train operator codes and standard symbols)

- a Arrival time
- d Departure time
- u Stops to pick up only
- D To Salisbury
- J From Manchester Piccadilly
- L From Gloucester
- Q Also calls at Surbiton 1630, Walton-On-Thames 1637, Weybridge 1641, Brookwood 1657, Winchfield 1716 and Hook 1720
- MFO Mondays and Fridays only

London to Winchester, Fareham, Portsmouth, Southampton, Lymington, Yarmouth (IOW), Bournemouth and Weymouth

**Mondays to Fridays**

Operator	SW	SW	SW	SW	GW	SW	SW	SW	SW	SW	SW	XC	SW	SW	SW	SW	SW
Days of operation/Notes 1st Class/Reservations/Bus/Ferry Catering facilities	1	1	1	1	L	R	1	1	1	D	1	J	1	1	1	MFO	1
London Waterloo (WAT)	15	d	1735			1720	1805				1807			1835			
Clapham Junction (CLJ)	10	d									1814u						
Woking (WOK)		d				1745					1834						
Farnborough (Main) (FNB)		d				1758					1845						
Fleet (FLE)		d				1804					1850						
Reading (RDG)	7	d											1852				
Basingstoke (BSK)		d	1817			1824	1846				1903	1912	1917				
Micheldever (MIC)		d				1834					1913						
Winchester (WIN)		d	1833			1844	1903				1923	1927	1934				1949
Shawford (SHW)		d				1848					1928						1954
Romsey (ROM)		d									1907						
Chandlers Ford (CFR)		d									1914						
Eastleigh (ESL)	3	a				1854					1920	1933					1959
Eastleigh (ESL)	3	d				1855					1921	1934					2000
Hedge End (HDE)		d									1940						
Botley (BOE)		d									1944						
Fareham (FRM)		a									1952						
Portchester (PTC)		a									1958						
Cosham (CSA)		a									2002						
Hilsea (HLS)		a									2008						
Fratton (FTN)		a									2012						
Portsmouth & Southsea (PMS)		a									2015						
Portsmouth Harbour (PMH)		a									2022						
Southampton Airport Parkwy (SOA)	4	d	1842			1859	1911				1925		1936	1943			2004
Swaythling (SWG)		d				1902					1927						2007
St Denys (SDN)		d				1905					1930						2010
Southampton Central (SOU)		a	1849			1916	1918				1935		1944	1950			2015
Southampton Central (SOU)		d	1853	1856			1922	1925			1937		1949	1954	1956		
Millbrook (Hants) (MBK)		d									1940						
Redbridge (RDB)		d									1943a						
Totton (TTN)		d	1901								1930			2002			
Ashurst New Forest (ANF)		d	1906								1935			2007			
Beaulieu Road (BEU)		d															
Brockenhurst (BCU)	3	a	1914				1943							2015			
Brockenhurst (BCU)	3	d	1915	1918			1944	1948						2015	2018		
Lymington Town (LYT)		d		1926				1956							2026		
Lymington Pier (LYP)		a		1928				1958							2028		
Lymington Pier (LYP)		d			2000												2100
Yarmouth (I.O.W.) (YMH)		a			2040												2140
Sway (SWY)		d	1919					1948						2020			
New Milton (NWM)		d	1924					1953						2025			
Hinton Admiral (HNA)		d	1928					1957						2029			
Christchurch (CHR)		d	1933					2002						2034			
Pokesdown (POK)		d	1937					2006						2037			
Bournemouth (BMH)		a	1921	1941			1949	2010					2015	2021	2041		
Bournemouth (BMH)		d	1923	1942			1950	2011						2022	2043		
Branksome (BSM)		d	1928	1947			1955	2016						2027	2048		
Parkstone (Dorset) (PKS)		d	1931	1950			1958	2019						2030	2051		
Poole (POO)	4	a	1934	1955			2002	2024						2034	2056		
Poole (POO)	4	d	1935				2003							2035			
Hamworthy (HAM)		d	1940				2008							2040			
Holton Heath (HOL)		d					2012										
Wareham (WRM)		d	1947				2017							2046			
Wool (WOO)		d	1954				2023							2053			
Moreton (Dorset) (MTN)		d					2029										
Dorchester South (DCH)		d	2005				2037							2104			
Dorchester West (DCW)		d				2027											
Upwey (UPW)		d				2036		2044									
Weymouth (WEY)		a	2015			2041		2051						2115			

NOTES (see introductory pages for explanation of train operator codes and standard symbols)

- a Arrival time
- d Departure time
- u Stops to pick up only
- D To Salisbury
- J From Manchester Piccadilly
- L From Gloucester
- R Also calls at Brookwood 1751, Winchfield 1809 and Hook 1814
- MFO Mondays and Fridays only

## London to Winchester, Fareham, Portsmouth, Southampton, Lymington, Yarmouth (IOW), Bournemouth and Weymouth

### Mondays to Fridays

Operator	SW	SW	SW	SW	SW	XC	SW	SW	SW	SW	SW	SW	SW	SW	GW	SW	XC	SW
Days of operation/Notes 1st Class/Reservations/Bus/Ferry Catering facilities	□	□	□	D	□	J	□	□	□	□	□	□	□	D	H	□	J	□
	□	□	□	□	□	□	□	□	□	□	□	□	□	□	□	□	□	□
London Waterloo (WAT)	15	d	1905				1909					2005				2009		2035
Clapham Junction (CLJ)	10	d	1912u									2012u						
Woking (WOK)		d					1934		2000							2034		2100
Farnborough (Main) (FNB)		d					1944									2044		
Fleet (FLE)		d					1949									2050		
Reading (RDG)	7	d					1950											2049
Basingstoke (BSK)		d	1948				2002	2011				2049				2103	2111	
Micheldever (MIC)		d					2012									2113		
Winchester (WIN)		d	2005				2022	2027	2033			2049	2105			2122	2128	2133
Shawford (SHW)		d					2027					2054				2127		
Romsey (ROM)		d				2007									2107			
Chandlers Ford (CFR)		d				2014									2114			
Eastleigh (ESL)	3	a				2020	2033					2059			2120		2133	
Eastleigh (ESL)	3	d				2021	2034					2103			2121		2133	
Hedge End (HDE)		d					2040										2140	
Botley (BOE)		d					2044										2144	
Fareham (FRM)		a					2052										2151	
Portchester (PTC)		a					2058										2157	
Cosham (CSA)		a					2103										2202	
Hilsea (HLS)		a					2108										2209	
Fratton (FTN)		a					2112										2213	
Portsmouth & Southsea (PMS)		a					2115										2217	
Portsmouth Harbour (PMH)		a					2119										2221	
Southampton Airport Parkwy (SOA)	4	d	2014				2025		2036	2042			2107	2114		2125		2137
Swaythling (SWG)		d					2027									2127		
St Denys (SDN)		d					2030						2113			2130		
Southampton Central (SOU)		a	2021				2035		2043	2049			2118	2121		2135		2144
Southampton Central (SOU)		d	2025	2028			2037		2045	2051	2056					2125		2145
Millbrook (Hants) (MBK)		d					2040									2140		2151
Redbridge (RDB)		d					2043a									2143a		
Totton (TTN)		d		2033							2101					2130		
Ashurst New Forest (ANF)		d		2038							2106							
Beaulieu Road (BEU)		d																
Brockenhurst (BCU)	3	a	2039	2046					2104	2116						2141		2205
Brockenhurst (BCU)	3	d	2040	2046	2048				2105	2117	2118		2142	2148				2206
Lymington Town (LYT)		d			2056						2126			2156				
Lymington Pier (LYP)		a			2058						2128			2158				
Lymington Pier (LYP)		d																
Yarmouth (I.O.W.) (YMH)		a																
Sway (SWY)		d		2051							2122			2146				
New Milton (NWM)		d		2056							2127			2151				
Hinton Admiral (HNA)		d		2100							2131			2155				
Christchurch (CHR)		d		2105							2136			2200				
Pokesdown (POK)		d		2108							2139			2204				
Bournemouth (BMH)		a	2054	2112				2115	2120	2143				2208				2215
Bournemouth (BMH)		d	2058	2114							2124							2224
Branksome (BSM)		d	2103	2119							2129							2229
Parkstone (Dorset) (PKS)		d	2106	2122							2132							2232
Poole (POO)	4	a	2109	2125							2136							2236
Poole (POO)	4	d	2110								2137							2237
Hamworthy (HAM)		d	2115								2142							2242
Holton Heath (HOL)		d																
Wareham (WRM)		d	2122								2149							2249
Wool (WOO)		d	2129								2155							2255
Moreton (Dorset) (MTN)		d	2141e								2201							2301
Dorchester South (DCH)		d	2149								2209							2309
Dorchester West (DCW)		d														2255		
Upwey (UPW)		d	2155								2216					2303		2316
Weymouth (WEY)		a	2200								2220					2308		2320

NOTES (see introductory pages for explanation of train operator codes and standard symbols)

- a Arrival time
- d Departure time
- u Stops to pick up only
- e Arrives 4 minutes earlier
- D To Salisbury
- H From Bristol Temple Meads
- J From Manchester Piccadilly

London to Winchester, Fareham, Portsmouth, Southampton, Lymington, Yarmouth (IOW), Bournemouth and Weymouth

**Mondays to Fridays**

Operator	SW	SW	GW	SW	GW	SW	GW	SW	XC	SW	SW	SW	SW	SN	SW	XC	SW
Days of operation/Notes 1st Class/Reservations/Bus/Ferry Catering facilities	□	□	S	□	T	D	T	□	J □◇ ⚓	□	□	□	D	U	□	J □◇	□
London Waterloo (WAT)	15 d			2105				2109		2135		2205			2208		2235
Clapham Junction (CLJ)	10 d			2112u								2212u			2215u		
Woking (WOK)	d							2134		2200					2235		2300
Farnborough (Main) (FNB)	d							2144							2245		
Fleet (FLE)	d							2150							2251		
Reading (RDG)	7 d								2152							2249	
Basingstoke (BSK)	d			2149				2203	2211			2250			2304	2311	
Micheldever (MIC)	d							2213							2314		
Winchester (WIN)	d			2205				2222	2227	2234		2306			2323	2328	2333
Shawford (SHW)	d							2227							2328		
Romsey (ROM)	d				2155	2207								2311			
Chandlers Ford (CFR)	d					2214								2318			
Eastleigh (ESL)	3 a				2219	2221	←	2233						2324		2339	
Eastleigh (ESL)	3 d		2209		2224	2222	→	2224	2233				2324	2330	2339		
Hedge End (HDE)	d							2230	2240						2346		
Botley (BOE)	d							2234	2244						2350		
Fareham (FRM)	a							2241	2251					2344	2357		
Portchester (PTC)	a								2257						0004		
Cosham (CSA)	a								2302					2352	0008		
Hilsea (HLS)	a								2309						0013		
Fratton (FTN)	a							2256	2313						0017		
Portsmouth & Southsea (PMS)	a							2259	2317						0021		
Portsmouth Harbour (PMH)	⚓ a							2304	2322						0025		
Southampton Airport Parkwy (SOA)	← d		2213	2217		2226				2235	2243		2315	2328		2336	2342
Swaythling (SWG)	d					2228								2331			
St Denys (SDN)	d					2231								2334			
Southampton Central (SOU)	a		2221	2225		2236				2242	2250		2322	2340		2345	2349
Southampton Central (SOU)	d	2156		2222	2227		2238			2245	2252		2324	2342			2353
Millbrook (Hants) (MBK)	d					2240								2344			
Redbridge (RDB)	d					2244a								2348a			
Totton (TTN)	d	2201			2232								2329				
Ashurst New Forest (ANF)	d	2206			2237								2334				
Beaulieu Road (BEU)	d	2210															
Brockenhurst (BCU)	3 a	2216			2245					2305		2342					0006
Brockenhurst (BCU)	3 d	2217	2218		2247					2306	2316	2343					0007
Lymington Town (LYT)	d					2226											
Lymington Pier (LYP)	a					2228											
Lymington Pier (LYP)	⚓ d																
Yarmouth (I.O.W.) (YMH)	⚓ a																
Sway (SWY)	d	2222			2251							2321	2347				
New Milton (NWM)	d	2227			2256							2326	2352				
Hinton Admiral (HNA)	d	2231			2300							2330	2356				
Christchurch (CHR)	d	2236			2305							2335	0002				
Pokesdown (POK)	d	2239			2309							2338	0006				
Bournemouth (BMH)	a	2244			2313					2316	2320	2342	0010				0022
Bournemouth (BMH)	d											2324	2344				0024
Branksome (BSM)	d											2329	2349				0029
Parkstone (Dorset) (PKS)	d											2332	2352				0032
Poole (POO)	4 a											2336	2355				0036
Poole (POO)	4 d											2337					
Hamworthy (HAM)	d											2342					
Holton Heath (HOL)	d																
Wareham (WRM)	d											2349					
Wool (WOO)	d											2355					
Moreton (Dorset) (MTN)	d											0002					
Dorchester South (DCH)	d											0010					
Dorchester West (DCW)	d																
Upwey (UPW)	d											0016					
Weymouth (WEY)	a											0021					

NOTES (see introductory pages for explanation of train operator codes and standard symbols)

- a Arrival time
- d Departure time
- u Stops to pick up only
- D To Salisbury
- J From Manchester Piccadilly
- S From Portsmouth Harbour to Bristol Temple Meads
- T From Cardiff Central to Portsmouth Harbour
- U From Southampton Central to Littlehampton

## London to Winchester, Fareham, Portsmouth, Southampton, Lymington, Yarmouth (IOW), Bournemouth and Weymouth

### Mondays to Fridays

Operator	SW	SW	SW
Days of operation/Notes	1	1	SM V
1st Class/Reservations/Bus/Ferry	1	1	1
London Waterloo (WAT) ⇄ 15 d	2305	2335	0105
Clapham Junction (CLJ) 10 d	2312u	2344u	0115
Woking (WOK) d	2332	0004	0142
Farnborough (Main) (FNB) d		0015	0151s
Fleet (FLE) d		0020	0157s
Reading (RDG) 7 d			
Basingstoke (BSK) d	2352	0035	0209s
Micheldever (MIC) d	0002		
Winchester (WIN) d	0012	0051	0226s
Shawford (SHW) d	0017		
Romsey (ROM) d			
Chandlers Ford (CFR) d			
Eastleigh (ESL) 3 a	0022	0059	0235s
Eastleigh (ESL) 3 d	0023	0100	
Hedge End (HDE) d			
Botley (BOE) d			
Fareham (FRM) a			
Portchester (PTC) a			
Cosham (CSA) a			
Hilsea (HLS) a			
Fratton (FTN) a			
Portsmouth & Southsea (PMS) a			
Portsmouth Harbour (PMH) a			
Southampton Airport Parkway (SOA) ⇄ d	0027	0105	0239s
Swaythling (SWG) d			
St Denys (SDN) d	0031s		0244s
Southampton Central (SOU) a	0036	0112	0249
Southampton Central (SOU) d		0113	
Millbrook (Hants) (MBK) d			
Redbridge (RDB) d			
Totton (TTN) d		0119s	
Ashurst New Forest (ANF) d			
Beaulieu Road (BEU) d			
Brockenhurst (BCU) 3 a		0130s	
Brockenhurst (BCU) 3 d			
Lymington Town (LYT) d			
Lymington Pier (LYP) a			
Lymington Pier (LYP) d			
Yarmouth (I.O.W.) (YMH) a			
Sway (SWY) d			
New Milton (NWM) d		0137s	
Hinton Admiral (HNA) d			
Christchurch (CHR) d		0144s	
Pokesdown (POK) d		0148s	
Bournemouth (BMH) a		0152	
Bournemouth (BMH) d			
Branksome (BSM) d			
Parkstone (Dorset) (PKS) d			
Poole (POO) 4 a			
Poole (POO) 4 d			
Hamworthy (HAM) d			
Holton Heath (HOL) d			
Wareham (WRM) d			
Wool (WOO) d			
Moreton (Dorset) (MTN) d			
Dorchester South (DCH) d			
Dorchester West (DCW) d			
Upwey (UPW) d			
Weymouth (WEY) a			

#### NOTES (see introductory pages for explanation of train operator codes and standard symbols)

- a Arrival time
- d Departure time
- s Stops to set down only
- u Stops to pick up only
- V Also calls at Vauxhall 0109, Wimbledon 0120 and Surbiton 0128
- SM Saturday mornings

London to Winchester, Fareham, Portsmouth, Southampton, Lymington, Yarmouth (IOW), Bournemouth and Weymouth

Saturdays

Operator	SW	SW	SW	SW	SW	SW	SW	SW	SW	SW	SW	SW	SW	SW	SW	SW	SW	SW	SW
Days of operation/Notes	□	□	□	□	□	□	□	□	□	□	□	□	□	□	□	□	□	□	□
1st Class/Reservations/Bus/Ferry	□	□	□	□	□	□	□	□	□	□	□	□	□	□	□	□	□	□	□
London Waterloo (WAT) ⇄ 15 d																			
Clapham Junction (CLJ) 10 d																			
Woking (WOK) d																			
Farnborough (Main) (FNB) d																			0620
Fleet (FLE) d																			0634
Reading (RDG) 7 d																			0639
Basingstoke (BSK) d	0510																		0700
Micheldever (MIC) d																			0710
Winchester (WIN) d	0526																		0719
Shawford (SHW) d																			0724
Romsey (ROM) d								0558											0707
Chandlers Ford (CFR) d								0606											0714
Eastleigh (ESL) 3 a	0535							0612											0720
Eastleigh (ESL) 3 d	0536							0613		0625	0628								0721
Hedge End (HDE) d											0634								0736
Botley (BOE) d											0638								0740
Fareham (FRM) a											0647								0748
Portchester (PTC) a											0653								0754
Cosham (CSA) a											0657								0759
Hilsea (HLS) a											0702								0804
Fratton (FTN) a											0706								0808
Portsmouth & Southsea (PMS) a											0710								0812
Portsmouth Harbour (PMH) a											0715								0818
Southampton Airport Parkway (SOA) ⇄ d	0540							0617		0629									0725
Swaythling (SWG) d								0619											0727
St Denys (SDN) d	0544							0622											0730
Southampton Central (SOU) a	0549							0631		0638									0735
Southampton Central (SOU) d						0620		0633							0705	0721			0737
Millbrook (Hants) (MBK) d								0636											0740
Redbridge (RDB) d								0639a											0743a
Totton (TTN) d						0625									0710	0726			
Ashurst New Forest (ANF) d						0630									0731				
Beaulieu Road (BEU) d																			
Brockenhurst (BCU) 3 a						0638									0721	0739			
Brockenhurst (BCU) 3 d			0612	0615	0639	0642							0712	0721	0740	0742			0812
Lymington Town (LYT) d			0620			0650							0720			0750			0820
Lymington Pier (LYP) a			0622			0652							0722			0752			0822
Lymington Pier (LYP) d																	0800		
Yarmouth (I.O.W.) (YMH) a																	0840		
Sway (SWY) d				0620	0643										0726	0744			
New Milton (NWM) d				0625	0648										0731	0749			
Hinton Admiral (HNA) d				0629	0652										0735	0753			
Christchurch (CHR) d				0634	0657										0740	0758			
Pokesdown (POK) d				0637	0701										0743	0802			
Bournemouth (BMH) a				0641	0706										0747	0806			
Bournemouth (BMH) d		0611		0644	0711										0749	0811			
Branksome (BSM) d		0616		0649	0716										0754	0816			
Parkstone (Dorset) (PKS) d		0619		0652	0719										0757	0819			
Poole (POO) 4 a		0623		0655	0723										0800	0823			
Poole (POO) 4 d		0624		0657	0724										0801	0824			
Hamworthy (HAM) d		0629		0702	0729										0806	0829			
Holton Heath (HOL) d		0633		0706	0733										0833				
Wareham (WRM) d		0638		0711	0738										0813	0838			
Wool (WOO) d		0644		0717	0744										0819	0844			
Moreton (Dorset) (MTN) d		0650		0723	0750										0825	0850			
Dorchester South (DCH) d		0658		0731	0758										0833	0858			
Dorchester West (DCW) d										0812									
Upwey (UPW) d		0705		0738	0805					0820					0840	0905			
Weymouth (WEY) a		0709		0742	0809					0825					0845	0909			

NOTES (see introductory pages for explanation of train operator codes and standard symbols)

- a Arrival time
- d Departure time
- u Stops to pick up only
- A From Salisbury to Salisbury
- B From Westbury
- C Also calls at Wimbledon 0543 and Surbiton 0551
- D To Salisbury
- E Also calls at Brookwood 0626, Winchfield 0645 and Hook 0649



London to Winchester, Fareham, Portsmouth, Southampton, Lymington, Yarmouth (IOW), Bournemouth and Weymouth

Saturdays

Operator	SW	SW	SW	SW	SW	SW	XC	SW	SW	SW	GW	SW	SW	SW	SW	SW	SW
Days of operation/Notes 1st Class/Reservations/Bus/Ferry Catering facilities	□	□	□	□	D	F	G	□	□	□	H	□	□	□	□	D	□
London Waterloo (WAT)	15 d	0630				0642			0735					0805			0809
Clapham Junction (CLJ)	10 d	0637u				0649u								0812u			
Woking (WOK)	d	0657				0719			0800								0834
Farnborough (Main) (FNB)	d					0733											0844
Fleet (FLE)	d					0738											0850
Reading (RDG)	7 d							0752									
Basingstoke (BSK)	d	0718				0800	0811		0821					0849			0903
Micheldever (MIC)	d					0810											0913
Winchester (WIN)	d	0734				0820	0831		0838			0850		0905			0922
Shawford (SHW)	d					0824						0855					
Romsey (ROM)	d					0807											0907
Chandlers Ford (CFR)	d					0814											0914
Eastleigh (ESL)	3 a	0742				0820	0830		0847			0900					0920
Eastleigh (ESL)	3 d	0743				0821	0831		0847			0901					0921
Hedge End (HDE)	d					0837											0937
Botley (BOE)	d					0841											0941
Fareham (FRM)	a					0849											0949
Portchester (PTC)	a					0855											0955
Cosham (CSA)	a					0859											0959
Hilsea (HLS)	a					0904											1004
Fratton (FTN)	a					0908											1008
Portsmouth & Southsea (PMS)	a					0913											1013
Portsmouth Harbour (PMH)	a					0918											1018
Southampton Airport Parkwy (SOA)	4 d	0748				0825	0840		0851			0905	0914				0925
Swaythling (SWG)	d					0827											0927
St Denys (SDN)	d					0830											0930
Southampton Central (SOU)	a	0756				0835	0847		0858			0912	0921				0935
Southampton Central (SOU)	d	0800	0817			0837	0849		0900	0903			0924				0937
Millbrook (Hants) (MBK)	d					0840											0940
Redbridge (RDB)	d					0843a											0943a
Totton (TTN)	d	0805	0822								0909						
Ashurst New Forest (ANF)	d		0827								0913						
Beaulieu Road (BEU)	d		0831														
Brockenhurst (BCU)	3 a	0816	0837						0914	0921			0937				
Brockenhurst (BCU)	3 d	0817	0838	0842				0912	0914	0922			0938	0942			
Lymington Town (LYT)	d			0850				0920						0950			
Lymington Pier (LYP)	a			0852				0922						0952			
Lymington Pier (LYP)	d			0900												1000	
Yarmouth (I.O.W.) (YMH)	a			0940												1040	
Sway (SWY)	d	0821	0842								0926						
New Milton (NWM)	d	0826	0847								0931		0945				
Hinton Admiral (HNA)	d	0830	0851								0935						
Christchurch (CHR)	d	0835	0856								0940		0952				
Pokesdown (POK)	d	0839	0900								0944		0956				
Bournemouth (BMH)	a	0843	0905				0916		0929	0950			1000				
Bournemouth (BMH)	d	0844	0909						0930				1004	1008			
Branksome (BSM)	d	0849	0914						0935				1013				
Parkstone (Dorset) (PKS)	d	0852	0917						0938				1016				
Poole (POO)	4 a	0856	0921						0942				1013	1020			
Poole (POO)	4 d	0857	0922						0943				1014				
Hamworthy (HAM)	d	0902	0927						0948				1019				
Holton Heath (HOL)	d		0931										1023				
Wareham (WRM)	d	0909	0935					0955					1028				
Wool (WOO)	d	0915	0942										1035				
Moreton (Dorset) (MTN)	d	0921	0948										1041				
Dorchester South (DCH)	d	0929	0956					1011					1049				
Dorchester West (DCW)	d										1018						
Upwey (UPW)	d	0936	1002								1027		1055				
Weymouth (WEY)	a	0940	1008					1019			1032		1100				

NOTES (see introductory pages for explanation of train operator codes and standard symbols)

- a Arrival time
- d Departure time
- u Stops to pick up only
- D To Salisbury
- F Also calls at Surbiton 0700, Walton-On-Thames 0707, Weybridge 0711, Brookwood 0725, Winchfield 0744 and Hook 0748
- G From Birmingham New Street
- H From Cheltenham Spa

London to Winchester, Fareham, Portsmouth, Southampton, Lymington, Yarmouth (IOW), Bournemouth and Weymouth

Saturdays

Operator	XC	J	SW	SW	SW	SW	SW	SW	SW	SW	SW	SW	SW	XC	SW	SW	GW	SW	SW
Days of operation/Notes 1st Class/Reservations/Bus/Ferry Catering facilities	J	◇	□	□	□	□	□	□	□	□	□	□	□	K	□	□	L	□	□
	⚓	⚓								⚓	D	□	□	⚓	□	□		□	□
London Waterloo (WAT)	15	d	0835					0905					0909		0935				
Clapham Junction (CLJ)	10	d						0912u											
Woking (WOK)		d	0900										0934		1000				
Farnborough (Main) (FNB)		d											0944						
Fleet (FLE)		d											0950						
Reading (RDG)	7	d	0852											0952					
Basingstoke (BSK)		d	0911					0948					1003	1011					
Micheldever (MIC)		d											1013						
Winchester (WIN)		d	0927	0933			0949	1005					1022	1027	1033				1049
Shawford (SHW)		d					0954												1054
Romsey (ROM)		d											1007						
Chandlers Ford (CFR)		d											1014						
Eastleigh (ESL)	3	a					0959						1020	1030					1059
Eastleigh (ESL)	3	d					1000						1021	1031					1100
Hedge End (HDE)		d												1037					
Botley (BOE)		d												1041					
Fareham (FRM)		a												1049					
Portchester (PTC)		a												1055					
Cosham (CSA)		a												1059					
Hilsea (HLS)		a												1104					
Fratton (FTN)		a												1108					
Portsmouth & Southsea (PMS)		a												1113					
Portsmouth Harbour (PMH)	⚓	a												1118					
Southampton Airport Parkwy (SOA)	↔	d	0936	0942			1005	1014					1025		1036	1042			1105
Swaythling (SWG)		d											1027						
St Denys (SDN)		d											1030						
Southampton Central (SOU)		a	0943	0949			1012	1021					1035		1043	1050			1112
Southampton Central (SOU)		d	0945	0951		0956		1024					1037		1044	1051			1056
Millbrook (Hants) (MBK)		d											1040						
Redbridge (RDB)		d											1043a						
Totton (TTN)		d				1001													1101
Ashurst New Forest (ANF)		d				1006													1106
Beaulieu Road (BEU)		d				1010													
Brockenhurst (BCU)	3	a	0958	1005		1016		1037							1105				1116
Brockenhurst (BCU)	3	d	0959	1006	1012	1017		1038	1042						1106	1112			1117
Lymington Town (LYT)		d			1020				1050							1120			
Lymington Pier (LYP)		a			1022				1052							1122			
Lymington Pier (LYP)	⚓	d								1100									
Yarmouth (I.O.W.) (YMH)	⚓	a								1140									
Sway (SWY)		d				1022													1122
New Milton (NWM)		d				1027		1045											1127
Hinton Admiral (HNA)		d				1031													1131
Christchurch (CHR)		d				1036		1052											1136
Pokesdown (POK)		d				1039		1056											1139
Bournemouth (BMH)		a	1013	1020		1044		1100						1111	1120				1144
Bournemouth (BMH)		d		1024				1104	1108							1124			
Branksome (BSM)		d		1029					1113							1129			
Parkstone (Dorset) (PKS)		d		1032					1116							1132			
Poole (POO)	4	a		1036				1113	1120							1136			
Poole (POO)	4	d		1037				1114								1137			
Hamworthy (HAM)		d		1042				1119								1142			
Holton Heath (HOL)		d						1123											
Wareham (WRM)		d		1049				1128							1149				
Wool (WOO)		d						1135											
Moreton (Dorset) (MTN)		d						1141											
Dorchester South (DCH)		d		1105				1149							1205				
Dorchester West (DCW)		d																	1212
Upwey (UPW)		d						1155											1221
Weymouth (WEY)		a		1113				1200							1213				1226

NOTES (see introductory pages for explanation of train operator codes and standard symbols)

- a Arrival time
- d Departure time
- u Stops to pick up only
- D To Salisbury
- J From Manchester Piccadilly
- K From Nottingham
- L From Gloucester

London to Winchester, Fareham, Portsmouth, Southampton, Lymington, Yarmouth (IOW), Bournemouth and Weymouth

Saturdays

Operator	SW	SW	SW	SW	SW	SW	XC	SW	SW	SW	SW	SW	SW	SW	SW	SW	SW	XC	
Days of operation/Notes 1st Class/Reservations/Bus/Ferry Catering facilities	□	□	□	☞	D	□	J □◇ ⚓	□	□	□	□	□	□	□	□	☞	D	□	□◇ ⚓
London Waterloo (WAT)	15 d	1005				1009		1035					1105					1109	
Clapham Junction (CLJ)	10 d	1012u											1112u						
Woking (WOK)	d					1034		1100										1134	
Farnborough (Main) (FNB)	d					1044												1144	
Fleet (FLE)	d					1050												1150	
Reading (RDG)	7 d						1052												1152
Basingstoke (BSK)	d	1048				1103	1111						1148					1203	1211
Micheldever (MIC)	d					1113												1213	
Winchester (WIN)	d	1105				1122	1127	1133				1149	1205					1222	1227
Shawford (SHW)	d											1154							
Romsey (ROM)	d					1107												1207	
Chandlers Ford (CFR)	d					1114												1214	
Eastleigh (ESL)	3 a					1120	1130					1159						1220	1230
Eastleigh (ESL)	3 d					1121	1131					1200						1221	1231
Hedge End (HDE)	d						1137												1237
Botley (BOE)	d						1141												1241
Fareham (FRM)	a						1149												1249
Portchester (PTC)	a						1155												1255
Cosham (CSA)	a						1159												1259
Hilsea (HLS)	a						1204												1304
Fratton (FTN)	a						1208												1308
Portsmouth & Southsea (PMS)	a						1213												1313
Portsmouth Harbour (PMH)	a						1218												1318
Southampton Airport Parkwy (SOA)	d	1114				1125		1136	1142			1205	1214					1225	1236
Swaythling (SWG)	d					1127													1227
St Denys (SDN)	d					1130													1231
Southampton Central (SOU)	a	1121				1135		1143	1149			1212	1221					1236	1243
Southampton Central (SOU)	d	1124				1137		1144	1151			1156	1224					1238	1245
Millbrook (Hants) (MBK)	d					1140													1240
Redbridge (RDB)	d					1143a													1244a
Totton (TTN)	d											1201							
Ashurst New Forest (ANF)	d											1206							
Beaulieu Road (BEU)	d											1210							
Brockenhurst (BCU)	3 a	1137						1205				1216	1237						
Brockenhurst (BCU)	3 d	1138	1142					1206	1212	1217		1238	1242						
Lymington Town (LYT)	d		1150						1220				1250						
Lymington Pier (LYP)	a		1152						1222				1252						
Lymington Pier (LYP)	d			1200													1300		
Yarmouth (I.O.W.) (YMH)	a			1240													1340		
Sway (SWY)	d											1222							
New Milton (NWM)	d	1145										1227	1245						
Hinton Admiral (HNA)	d											1231							
Christchurch (CHR)	d	1152										1236	1252						
Pokesdown (POK)	d	1156										1239	1256						
Bournemouth (BMH)	a	1200					1211	1220				1244	1300						1312
Bournemouth (BMH)	d	1204	1208										1304	1308					
Branksome (BSM)	d		1213											1313					
Parkstone (Dorset) (PKS)	d		1216											1316					
Poole (POO)	4 a	1213	1220											1313	1320				
Poole (POO)	4 d	1214												1314					
Hamworthy (HAM)	d	1219												1319					
Holton Heath (HOL)	d	1223												1323					
Wareham (WRM)	d	1228						1249						1328					
Wool (WOO)	d	1235												1335					
Moreton (Dorset) (MTN)	d	1241												1341					
Dorchester South (DCH)	d	1249						1305						1349					
Dorchester West (DCW)	d																		
Upwey (UPW)	d	1255												1355					
Weymouth (WEY)	a	1300						1313						1400					

NOTES (see introductory pages for explanation of train operator codes and standard symbols)

- a Arrival time
- d Departure time
- u Stops to pick up only
- D To Salisbury
- J From Manchester Piccadilly

London to Winchester, Fareham, Portsmouth, Southampton, Lymington, Yarmouth (IOW), Bournemouth and Weymouth

Saturdays

Operator	SW	SW	GW	SW	SW	SW	SW	SW	SW	SW	SW	XC	SW	SW	SW	SW	SW	SW
Days of operation/Notes 1st Class/Reservations/Bus/Ferry Catering facilities	□	□	L	□	□	□	□	□	□	□	D	J	□	□	□	□	□	□
London Waterloo (WAT)	16 d	1135						1205					1209					1305
Clapham Junction (CLJ)	10 d							1212u										1312u
Woking (WOK)	d	1200											1234		1304			
Farnborough (Main) (FNB)	d												1244					
Fleet (FLE)	d												1250					
Reading (RDG)	7 d													1252				
Basingstoke (BSK)	d							1248					1303	1311				1349
Micheldever (MIC)	d												1313					
Winchester (WIN)	d	1233				1249	1305						1322	1327	1336			1349
Shawford (SHW)	d					1254												1405
Romsey (ROM)	d												1307					
Chandlers Ford (CFR)	d												1314					
Eastleigh (ESL)	3 a					1259							1320	1330				1359
Eastleigh (ESL)	3 d					1300							1321	1331				1400
Hedge End (HDE)	d													1337				
Botley (BOE)	d													1341				
Fareham (FRM)	a													1349				
Portchester (PTC)	a													1355				
Cosham (CSA)	a													1359				
Hilsea (HLS)	a													1404				
Fratton (FTN)	a													1408				
Portsmouth & Southsea (PMS)	a													1413				
Portsmouth Harbour (PMH)	a													1418				
Southampton Airport Parkwy (SOA)	d	1242				1305	1314						1325	1336	1345			1405
Swaythling (SWG)	d												1327					1414
St Denys (SDN)	d												1330					
Southampton Central (SOU)	a	1249				1312	1321						1335	1343	1352			1412
Southampton Central (SOU)	d	1251			1256		1324						1337	1345	1353		1356	1424
Millbrook (Hants) (MBK)	d												1340					
Redbridge (RDB)	d												1343a					
Totton (TTN)	d				1301													1401
Ashurst New Forest (ANF)	d				1306													1406
Beaulieu Road (BEU)	d																	1410
Brockenhurst (BCU)	3 a	1305			1316		1337							1407		1416		1437
Brockenhurst (BCU)	3 d	1306	1312		1317		1338	1342						1408	1412	1417		1438
Lymington Town (LYT)	d		1320					1350							1420			
Lymington Pier (LYP)	a		1322					1352							1422			
Lymington Pier (LYP)	d								1400									
Yarmouth (I.O.W.) (YMH)	a								1440									
Sway (SWY)	d				1322													1422
New Milton (NWM)	d				1327		1345											1427
Hinton Admiral (HNA)	d				1331													1431
Christchurch (CHR)	d				1336		1352											1436
Pokesdown (POK)	d				1339		1356											1439
Bournemouth (BMH)	a	1320			1344		1400						1412	1422		1444		1500
Bournemouth (BMH)	d	1324					1404	1408										1504
Branksome (BSM)	d	1329						1413										1513
Parkstone (Dorset) (PKS)	d	1332						1416										1516
Poole (POO)	4 a	1336					1413	1420										1513
Poole (POO)	4 d	1337					1414											1520
Hamworthy (HAM)	d	1342					1419											1514
Holton Heath (HOL)	d						1423											1519
Wareham (WRM)	d	1349					1428							1443				1523
Wool (WOO)	d						1435							1450				1528
Moreton (Dorset) (MTN)	d						1441											1535
Dorchester South (DCH)	d	1405					1449											1541
Dorchester West (DCW)	d			1412										1506				1549
Upwey (UPW)	d			1421			1455											1555
Weymouth (WEY)	a	1413		1426			1500							1515				1600

NOTES (see introductory pages for explanation of train operator codes and standard symbols)

- a Arrival time
- d Departure time
- u Stops to pick up only
- D To Salisbury
- J From Manchester Piccadilly
- L From Gloucester

London to Winchester, Fareham, Portsmouth, Southampton, Lymington, Yarmouth (IOW), Bournemouth and Weymouth

Saturdays

Operator	SW	SW	SW	SW	XC	SW	SW	GW	SW	SW	SW	SW	SW	SW	SW	SW	XC	SW
Days of operation/Notes 1st Class/Reservations/Bus/Ferry Catering facilities	□	☒	D	□	J □◇ ⌘	□	□	L	□	□	□	□	□	□	☒	D	J □◇ ⌘	□
London Waterloo (WAT) ☒ 15 d				1309		1335							1405					1435
Clapham Junction (CLJ) 10 d													1412u					
Woking (WOK) d				1334		1400												1500
Farnborough (Main) (FNB) d				1344														1444
Fleet (FLE) d				1350														1450
Reading (RDG) 7 d						1352												1452
Basingstoke (BSK) d				1403		1411							1448					1503
Micheldever (MIC) d				1413														1513
Winchester (WIN) d				1422		1427	1433						1449	1505				1522
Shawford (SHW) d													1454					1527
Romsey (ROM) d				1407														1507
Chandlers Ford (CFR) d				1414														1514
Eastleigh (ESL) 3 a				1420	1430								1459					1520
Eastleigh (ESL) 3 d				1421	1431								1500					1521
Hedge End (HDE) d					1437													1531
Botley (BOE) d					1441													1537
Fareham (FRM) a					1449													1541
Portchester (PTC) a					1455													1549
Cosham (CSA) a					1459													1555
Hilsea (HLS) a					1504													1559
Fratton (FTN) a					1508													1604
Portsmouth & Southsea (PMS) a					1513													1608
Portsmouth Harbour (PMH) ☒ a					1518													1613
Southampton Airport Parkwy (SOA) ☒ d				1425		1436	1442						1505	1514				1525
Swaythling (SWG) d				1427														1530
St Denys (SDN) d				1430														1535
Southampton Central (SOU) a				1435		1443	1449						1512	1521				1542
Southampton Central (SOU) d				1437		1445	1451						1456	1524				1549
Millbrook (Hants) (MBK) d				1440														1551
Redbridge (RDB) d				1443a														1540
Totton (TTN) d													1501					1543a
Ashurst New Forest (ANF) d													1506					
Beaulieu Road (BEU) d																		
Brockenhurst (BCU) 3 a							1505						1516	1537				1605
Brockenhurst (BCU) 3 d	1442						1506	1512					1517	1538	1542			1606
Lymington Town (LYT) d	1450							1520							1550			
Lymington Pier (LYP) a	1452							1522							1552			
Lymington Pier (LYP) ☒ d		1500														1600		
Yarmouth (I.O.W.) (YMH) ☒ a		1540														1640		
Sway (SWY) d													1522					
New Milton (NWM) d													1527					
Hinton Admiral (HNA) d													1531	1545				
Christchurch (CHR) d													1536	1552				
Pokesdown (POK) d													1539	1556				
Bournemouth (BMH) a					1512	1520							1544	1600				1612
Bournemouth (BMH) d						1524							1604	1608				1620
Branksome (BSM) d						1529								1613				1624
Parkstone (Dorset) (PKS) d						1532								1616				1629
Poole (POO) 4 a						1536								1616				1632
Poole (POO) 4 d						1537								1620				1636
Hamworthy (HAM) d						1542								1614				1637
Holton Heath (HOL) d						1542								1619				1642
Wareham (WRM) d						1549								1623				1649
Wool (WOO) d														1628				
Moreton (Dorset) (MTN) d														1635				
Dorchester South (DCH) d														1641				
Dorchester West (DCW) d						1605								1649				1705
Upwey (UPW) d														1612				
Weymouth (WEY) a						1613								1621				1713
														1655				
														1700				

NOTES (see introductory pages for explanation of train operator codes and standard symbols)

- a Arrival time
- d Departure time
- u Stops to pick up only
- D To Salisbury
- J From Manchester Piccadilly
- L From Gloucester

London to Winchester, Fareham, Portsmouth, Southampton, Lymington, Yarmouth (IOW), Bournemouth and Weymouth

Saturdays

Operator	SW	SW	SW	SW	SW	SW	SW	XC	SW	SW	SW	GW	SW	SW	SW	SW	SW	SW	SW
Days of operation/Notes 1st Class/Reservations/Bus/Ferry Catering facilities	□	□	□	□	□	D	□	J □◇ ⚓	□	□	□	L	□	□	□	□	□	□	□
London Waterloo (WAT)	15	d			1505		1509				1535						1605		
Clapham Junction (CLJ)	10	d			1512u												1612u		
Woking (WOK)		d					1534				1600								
Farnborough (Main) (FNB)		d					1544												
Fleet (FLE)		d					1550												
Reading (RDG)	7	d						1552											
Basingstoke (BSK)		d			1548		1603	1611									1648		
Micheldever (MIC)		d					1613												
Winchester (WIN)		d		1549	1605		1622	1627		1633					1649	1705			
Shawford (SHW)		d		1554											1654				
Romsey (ROM)		d				1607													1707
Chandlers Ford (CFR)		d				1614													1714
Eastleigh (ESL)	3	a		1559		1620	1630								1659				1720
Eastleigh (ESL)	3	d		1600		1621	1631								1700				1721
Hedge End (HDE)		d					1637												
Botley (BOE)		d					1641												
Fareham (FRM)		a					1649												
Portchester (PTC)		a					1655												
Cosham (CSA)		a					1659												
Hilsea (HLS)		a					1704												
Fratton (FTN)		a					1708												
Portsmouth & Southsea (PMS)		a					1713												
Portsmouth Harbour (PMH)		a					1718												
Southampton Airport Parkwy (SOA)		d		1605	1614	1625		1636		1642					1705	1714			1725
Swaythling (SWG)		d				1627													1727
St Denys (SDN)		d				1630													1730
Southampton Central (SOU)		a		1612	1621	1635		1643		1649					1712	1721			1735
Southampton Central (SOU)		d		1556		1624	1637		1645		1651				1656		1724		1737
Millbrook (Hants) (MBK)		d					1640												1740
Redbridge (RDB)		d					1643a												1743a
Totton (TTN)		d		1601											1701				
Ashurst New Forest (ANF)		d		1606											1706				
Beaulieu Road (BEU)		d		1610															
Brockenhurst (BCU)	3	a		1616		1637				1705					1716		1737		
Brockenhurst (BCU)	3	d	1612	1617		1638			1642	1706	1712		1717		1738	1742			
Lymington Town (LYT)		d	1620						1650		1720						1750		
Lymington Pier (LYP)		a	1622						1652		1722						1752		
Lymington Pier (LYP)		d																	1800
Yarmouth (I.O.W.) (YMH)		a																	1840
Sway (SWY)		d		1622											1722				
New Milton (NWM)		d		1627		1645									1727		1745		
Hinton Admiral (HNA)		d		1631											1731				
Christchurch (CHR)		d		1636		1652									1736		1752		
Pokesdown (POK)		d		1639		1656									1739		1756		
Bournemouth (BMH)		a		1644		1700		1715		1720					1744		1800		
Bournemouth (BMH)		d			1704	1708					1724						1804		
Branksome (BSM)		d				1713					1729								
Parkstone (Dorset) (PKS)		d				1716					1732								
Poole (POO)	4	a			1713	1720					1736						1813		
Poole (POO)	4	d			1714						1737						1814		
Hamworthy (HAM)		d			1719						1742						1819		
Holton Heath (HOL)		d			1723												1823		
Wareham (WRM)		d			1728					1749							1828		
Wool (WOO)		d			1735												1835		
Moreton (Dorset) (MTN)		d			1741												1841		
Dorchester South (DCH)		d			1749						1805						1849		
Dorchester West (DCW)		d										1812							
Upwey (UPW)		d			1755								1821				1855		
Weymouth (WEY)		a			1800						1816		1826				1900		

NOTES (see introductory pages for explanation of train operator codes and standard symbols)

- a Arrival time
- d Departure time
- u Stops to pick up only
- D To Salisbury
- J From Manchester Piccadilly
- L From Gloucester



London to Winchester, Fareham, Portsmouth, Southampton, Lymington, Yarmouth (IOW), Bournemouth and Weymouth

Saturdays

Operator	SW	SW	XC	SW	SW	GW	SW	SW	SW	SW	SW	SW	XC	SW	SW	SW	GW	SW
Days of operation/Notes	□	□	J	□	□	L	□	□	□	□	D	□	J	□	□	□	L	□
1st Class/Reservations/Bus/Ferry	□	□	□	□	□	□	□	□	□	□	□	□	□	□	□	□	□	□
Catering facilities	□	□	□	□	□	□	□	□	□	□	□	□	□	□	□	□	□	□
London Waterloo (WAT)	1609			1635						1705		1709			1735			
Clapham Junction (CLJ)										1712u								
Woking (WOK)	1634			1700								1734			1800			
Farnborough (Main) (FNB)	1644											1744						
Fleet (FLE)	1650											1750						
Reading (RDG)			1652										1752					
Basingstoke (BSK)	1703		1711							1748		1803	1811					
Micheldever (MIC)	1713											1813						
Winchester (WIN)	1722		1727	1733				1749	1805			1822	1827		1833			
Shawford (SHW)								1754										
Romsey (ROM)												1807						
Chandlers Ford (CFR)												1814						
Eastleigh (ESL)	3 a 1730								1759			1820	1830					
Eastleigh (ESL)	3 d 1731								1800			1821	1831					
Hedge End (HDE)	d 1737												1837					
Botley (BOE)	d 1741												1841					
Fareham (FRM)	a 1749												1849					
Portchester (PTC)	a 1755												1855					
Cosham (CSA)	a 1759												1859					
Hilsea (HLS)	a 1804												1904					
Fratton (FTN)	a 1808												1908					
Portsmouth & Southsea (PMS)	a 1813												1913					
Portsmouth Harbour (PMH)	a 1818												1918					
Southampton Airport Parkwy (SOA)	d		1735	1742				1805	1814	1825		1835		1842				
Swaythling (SWG)	d									1827								
St Denys (SDN)	d									1830								
Southampton Central (SOU)	a		1742	1749				1812	1821	1835		1842		1849				
Southampton Central (SOU)	d		1745	1751			1756		1824	1837		1845		1851				1856
Millbrook (Hants) (MBK)	d									1840								
Redbridge (RDB)	d									1843a								
Totton (TTN)	d						1801											1901
Ashurst New Forest (ANF)	d						1806											1906
Beaulieu Road (BEU)	d						1810											
Brockenhurst (BCU)	3 a		1805				1816		1837					1905				1916
Brockenhurst (BCU)	3 d		1806	1812			1817		1838					1842	1906	1912		1917
Lymington Town (LYT)	d			1820										1850		1920		
Lymington Pier (LYP)	a			1822										1852		1922		
Lymington Pier (LYP)	d																	
Yarmouth (I.O.W.) (YMH)	a																	
Sway (SWY)	d						1822											1922
New Milton (NWM)	d						1827		1845									1927
Hinton Admiral (HNA)	d						1831											1931
Christchurch (CHR)	d						1836		1852									1936
Pokesdown (POK)	d						1839		1856									1939
Bournemouth (BMH)	a		1812	1820			1844		1900				1912		1920			1944
Bournemouth (BMH)	d	1808		1824					1904 1908						1924			
Branksome (BSM)	d	1813		1829					1913						1929			
Parkstone (Dorset) (PKS)	d	1816		1832					1916						1932			
Poole (POO)	4 a	1820		1836					1913 1920					1936				
Poole (POO)	4 d			1837					1914					1937				
Hamworthy (HAM)	d			1842					1919					1942				
Holton Heath (HOL)	d								1923									
Wareham (WRM)	d		1849						1928					1949				
Wool (WOO)	d								1935									
Moreton (Dorset) (MTN)	d								1941									
Dorchester South (DCH)	d		1905						1949					2005				
Dorchester West (DCW)	d					1923											2010	
Upwey (UPW)	d					1931			1955								2019	
Weymouth (WEY)	a		1913	1936					2000					2015			2025	

NOTES (see introductory pages for explanation of train operator codes and standard symbols)

- a Arrival time
- d Departure time
- u Stops to pick up only
- D To Salisbury
- J From Manchester Piccadilly
- L From Gloucester

London to Winchester, Fareham, Portsmouth, Southampton, Lymington, Yarmouth (IOW), Bournemouth and Weymouth

Saturdays






Operator	SW	SW	SW	SW	SW	SW	SW	XC	SW	SW	SW	SW	SW	SW	SW	SW	SW	XC
Days of operation/Notes 1st Class/Reservations/Bus/Ferry Catering facilities	□	□	□	□	☞	□	□	□◇ ☞	□	□	□	□	□	□	□	□	□	□◇ ☞
London Waterloo (WAT)	d	1805					1809		1835					1905			1909	
Clapham Junction (CLJ)	d	1812u												1912u				
Woking (WOK)	d						1834		1900									1934
Farnborough (Main) (FNB)	d						1844											1944
Fleet (FLE)	d						1850											1950
Reading (RDG)	d							1852										1952
Basingstoke (BSK)	d	1848					1903	1911						1948			2003	2011
Micheldever (MIC)	d						1913										2013	
Winchester (WIN)	d	1849	1905				1922	1927	1933				1949	2005			2022	2027
Shawford (SHW)	d	1854											1954					
Romsey (ROM)	d						1907										2007	
Chandlers Ford (CFR)	d						1914										2014	
Eastleigh (ESL)	a	1859					1920	1930					1959				2020	2030
Eastleigh (ESL)	d	1900					1921	1931					2000				2021	2031
Hedge End (HDE)	d						1937	1937										2037
Botley (BOE)	d						1941	1941										2041
Fareham (FRM)	a						1949	1949										2049
Portchester (PTC)	a						1955	1955										2055
Cosham (CSA)	a						1959	1959										2059
Hilsea (HLS)	a						2004	2004										2104
Fratton (FTN)	a						2008	2008										2108
Portsmouth & Southsea (PMS)	a						2013	2013										2113
Portsmouth Harbour (PMH)	a						2018	2018										2118
Southampton Airport Parkwy (SOA)	d	1905	1914				1925	1935	1942				2005	2014			2025	2035
Swaythling (SWG)	d						1927										2027	
St Denys (SDN)	d						1930										2030	
Southampton Central (SOU)	a	1912	1921				1935	1942	1949				2012	2021			2035	2042
Southampton Central (SOU)	d		1924				1937	1945	1951		1956			2024			2037	2045
Millbrook (Hants) (MBK)	d						1940										2040	
Redbridge (RDB)	d						1943a										2043a	
Totton (TTN)	d												2001					
Ashurst New Forest (ANF)	d												2006					
Beaulieu Road (BEU)	d												2010					
Brockenhurst (BCU)	a		1937					1958	2005				2016		2037			
Brockenhurst (BCU)	d		1938	1942				1959	2006	2012	2017			2038	2042			
Lymington Town (LYT)	d			1950						2020					2050			
Lymington Pier (LYP)	a			1952						2022					2052			
Lymington Pier (LYP)	d				2000													
Yarmouth (I.O.W.) (YMH)	a				2040													
Sway (SWY)	d												2022					
New Milton (NWM)	d		1945										2027		2045			
Hinton Admiral (HNA)	d												2031					
Christchurch (CHR)	d		1952										2036		2052			
Pokesdown (POK)	d		1956										2039		2056			
Bournemouth (BMH)	a		2000					2013	2020				2044		2100			2112
Bournemouth (BMH)	d		2004	2008										2104	2108			
Branksome (BSM)	d			2013											2113			
Parkstone (Dorset) (PKS)	d			2016											2116			
Poole (POO)	a		2013	2020										2114	2120			
Poole (POO)	d		2014											2115				
Hamworthy (HAM)	d		2019											2120				
Holton Heath (HOL)	d		2023															
Wareham (WRM)	d		2028						2049						2127			
Wool (WOO)	d		2035												2133			
Moreton (Dorset) (MTN)	d		2041												2143c			
Dorchester South (DCH)	d		2049						2105						2151			
Dorchester West (DCW)	d																	
Upwey (UPW)	d		2056												2158			
Weymouth (WEY)	a		2103						2113						2202			

NOTES (see introductory pages for explanation of train operator codes and standard symbols)

- a Arrival time
- d Departure time
- u Stops to pick up only
- c Arrives 4 minutes earlier
- D To Salisbury
- J From Manchester Piccadilly

London to Winchester, Fareham, Portsmouth, Southampton, Lymington, Yarmouth (IOW), Bournemouth and Weymouth

Saturdays

Operator	SW	SW	SW	SW	SW	SW	SW	SW	GW	SW	XC	SW	SW	SW	GW	SW	SW	SW	XC
Days of operation/Notes 1st Class/Reservations/Bus/Ferry Catering facilities	□	□	□	□	□	□	□	D	M	□	J □◇ ⚓	□	□	□	N	□	D	□	J □◇ ⚓
London Waterloo (WAT)  15 d	1935				2005					2009		2035				2105		2109	
Clapham Junction (CLJ) 10 d					2012u											2112u			
Woking (WOK) d	2000									2034		2100						2134	
Farnborough (Main) (FNB) d										2044								2144	
Fleet (FLE) d										2050								2150	
Reading (RDG) 7 d											2052								2152
Basingstoke (BSK) d					2049					2103	2111					2148		2203	2211
Micheldever (MIC) d										2113								2213	
Winchester (WIN) d	2033			2049	2105					2122	2127	2133		2149		2205		2222	2227
Shawford (SHW) d				2054										2154					
Romsey (ROM) d								2107										2207	
Chandlers Ford (CFR) d								2114										2214	
Eastleigh (ESL) 3 a				2059				2120		2130				2159				2220	2230
Eastleigh (ESL) 3 d				2100				2121		2131				2200	2205			2221	2231
Hedge End (HDE) d										2137								2237	
Botley (BOE) d										2141								2241	
Fareham (FRM) a										2149								2249	
Portchester (PTC) a										2155								2255	
Cosham (CSA) a										2159								2259	
Hilsea (HLS) a										2204								2304	
Fratton (FTN) a										2208								2308	
Portsmouth & Southsea (PMS) a										2213								2312	
Portsmouth Harbour (PMH)  a										2218								2316	
Southampton Airport Parkwy (SOA)  d	2042			2105	2114			2125			2136	2142		2205	2209	2214	2225		2236
Swaythling (SWG) d								2127										2227	
St Denys (SDN) d								2130										2230	
Southampton Central (SOU) a	2049			2112	2121			2135			2143	2149		2212	2218	2225		2235	2243
Southampton Central (SOU) d	2051		2056		2124			2137			2145	2151				2229		2237	2245
Millbrook (Hants) (MBK) d								2140										2240	
Redbridge (RDB) d								2143a										2243a	
Totton (TTN) d			2101		2129													2234	
Ashurst New Forest (ANF) d			2106		2134													2239	
Beaulieu Road (BEU) d																			
Brockenhurst (BCU) 3 a	2104		2116		2142							2204						2247	
Brockenhurst (BCU) 3 d	2105	2112	2117		2143	2148						2205	2218					2248	
Lymington Town (LYT) d		2120				2156							2226						
Lymington Pier (LYP) a		2122				2158							2228						
Lymington Pier (LYP)  d																			
Yarmouth (I.O.W.) (YMH)  a																			
Sway (SWY) d			2122		2148													2253	
New Milton (NWM) d			2127		2153													2258	
Hinton Admiral (HNA) d			2131		2157													2302	
Christchurch (CHR) d			2136		2202													2307	
Pokesdown (POK) d			2139		2206													2311	
Bournemouth (BMH) a	2120		2144		2210						2215	2220						2315	2319
Bournemouth (BMH) d	2124				2212							2224						2317	
Branksome (BSM) d	2129				2217							2229						2322	
Parkstone (Dorset) (PKS) d	2132				2221							2232						2326	
Poole (POO) 4 a	2136				2226							2236						2330	
Poole (POO) 4 d	2137											2237							
Hamworthy (HAM) d	2142											2242							
Holton Heath (HOL) d																			
Wareham (WRM) d	2149											2249							
Wool (WOO) d	2155											2255							
Moreton (Dorset) (MTN) d	2201											2301							
Dorchester South (DCH) d	2209											2309							
Dorchester West (DCW) d									2251										
Upwey (UPW) d	2216								2259			2316							
Weymouth (WEY) a	2220								2305			2320							

NOTES (see introductory pages for explanation of train operator codes and standard symbols)

- a Arrival time
- d Departure time
- u Stops to pick up only
- D To Salisbury
- J From Manchester Piccadilly
- M From Bristol Temple Meads
- N To Westbury

London to Winchester, Fareham, Portsmouth, Southampton, Lymington, Yarmouth (IOW), Bournemouth and Weymouth

Saturdays

Operator	SW	SW	SW	SW	XC	SW	SW	SW	SW	SW	SW	SW		
Days of operation/Notes			D		J			SUM		P		Q		
1st Class/Reservations/Bus/Ferry	1	1	1	1	◇	1	1	1	1	1	1	1		
London Waterloo (WAT)	16 d	2135	2205			2209			2235	2305		2335	0010	0105
Clapham Junction (CLJ)	10 d		2212u							2312u		2342u	0017u	0115
Woking (WOK)	d	2200				2234			2300	2332			0003	0040
Farnborough (Main) (FNB)	d					2244							0014	0158s
Fleet (FLE)	d					2250							0020	0204s
Reading (RDG)	7 d						2252							
Basingstoke (BSK)	d		2250			2303	2311			2352			0035	0100
Micheldever (MIC)	d					2313				0002				0216s
Winchester (WIN)	d	2233	2307			2322	2327	2333		0011			0051	0116
Shawford (SHW)	d					2327				0016				0233s
Romsey (ROM)	d													
Chandlers Ford (CFR)	d					2311								
Eastleigh (ESL)	3 a					2318								
Eastleigh (ESL)	3 d					2324	2333			0022			0059	0124
Hedge End (HDE)	d					2324	2334			0022	0030	0100	0125	
Botley (BOE)	d					2340					0036s			
Fareham (FRM)	a					2344					0040s			
Portchester (PTC)	a					2352					0048s			
Cosham (CSA)	a					2358					0054s			
Hilsea (HLS)	a					0002					0058s			
Fratton (FTN)	a					0008								
Portsmouth & Southsea (PMS)	a					0012					0106s			
Portsmouth Harbour (PMH)	a					0015					0109			
Southampton Airport Parkwy (SOA)	d	2242	2315	2328			2335	2342	0026			0105	0129	0246s
Swaythling (SWG)	d			2331										
St Denys (SDN)	d			2334					0030s					0251s
Southampton Central (SOU)	a	2251	2322	2339			2342	2349	0035			0112	0136	0256
Southampton Central (SOU)	d	2252	2324	2341				2351	0037				0138	
Millbrook (Hants) (MBK)	d			2344										
Redbridge (RDB)	d			2348a										
Totton (TTN)	d		2329						0042s				0143s	
Ashurst New Forest (ANF)	d		2334											
Beaulieu Road (BEU)	d													
Brockenhurst (BCU)	3 a	2306	2342					0004	0053s				0154s	
Brockenhurst (BCU)	3 d	2307	2343					0005						
Lymington Town (LYT)	d													
Lymington Pier (LYP)	a													
Lymington Pier (LYP)	d													
Yarmouth (I.O.W.) (YMH)	a													
Sway (SWY)	d		2347											
New Milton (NWM)	d		2352					0012s	0100s				0201s	
Hinton Admiral (HNA)	d		2356											
Christchurch (CHR)	d		0002					0019s	0107s				0208s	
Pokesdown (POK)	d		0005					0023s	0111s				0212s	
Bournemouth (BMH)	a	2324	0009					0027	0115				0216	
Bournemouth (BMH)	d	2327	0011					0029	0117					
Branksome (BSM)	d	2332	0016					0034	0122s					
Parkstone (Dorset) (PKS)	d	2335	0019					0037	0125s					
Poole (POO)	4 a	2339	0023					0041	0128					
Poole (POO)	4 d	2340												
Hamworthy (HAM)	d	2345												
Holton Heath (HOL)	d													
Wareham (WRM)	d	2351												
Wool (WOO)	d	2358												
Moreton (Dorset) (MTN)	d	0004												
Dorchester South (DCH)	d	0012												
Dorchester West (DCW)	d													
Upwey (UPW)	d	0018												
Weymouth (WEY)	a	0023												

NOTES (see introductory pages for explanation of train operator codes and standard symbols)

- a Arrival time
- d Departure time
- s Stops to set down only
- u Stops to pick up only
- D To Salisbury
- J From Manchester Piccadilly
- P Also calls at Wimbledon 0023
- Q Also calls at Vauxhall 0109, Wimbledon 0127 and Surbiton 0135
- SUM Sunday mornings

London to Winchester, Fareham, Portsmouth, Southampton, Lymington, Yarmouth (IOW), Bournemouth and Weymouth

Sundays

Operator Days of operation/Notes 1st Class/Reservations/Bus/Ferry	SW	SW	SW	SW	GW	SW	SW	SW	SW	SW	SW	SW	SW	GW	SW	SW	SW	SW	
	□	□	□	□	A	□	□	□	□	□	□	□	□	C	□	□	□	□	D
London Waterloo (WAT)  15 d													0753					0835	
Clapham Junction (CLJ) 10 d													0803u					0845u	
Woking (WOK) d													0828					0907	
Farnborough (Main) (FNB) d																			
Fleet (FLE) d																			
Reading (RDG) 7 d																			
Basingstoke (BSK) d			0748										0848					0927	
Micheldever (MIC) d			0758										0858						
Winchester (WIN) d			0807										0908					0944	
Shawford (SHW) d			0812										0912						
Romsey (ROM) d													0835						0935
Chandlers Ford (CFR) d													0842						0942
Eastleigh (ESL) 3 a			0817										0849		0918				0948
Eastleigh (ESL) 3 d		0821	0824										0854	0922	0926				0954
Hedge End (HDE) d			0830												0932				
Botley (BOE) d			0834												0936				
Fareham (FRM) a			0842												0944				
Portchester (PTC) a			0848												0950				
Cosham (CSA) a			0853												0955				
Hilsea (HLS) a			0900												1000				
Fratton (FTN) a			0904												1011				
Portsmouth & Southsea (PMS) a			0908												1014				
Portsmouth Harbour (PMH)  a			0912												1020				
Southampton Airport Parkwy (SOA)  d		0825											0858	0927				0953	0958
Swaythling (SWG) d													0901						1000
St Denys (SDN) d													0904						1003
Southampton Central (SOU) a		0832											0909	0934				1000	1008
Southampton Central (SOU) d		0834				0903							0910	0935				1003	1010
Millbrook (Hants) (MBK) d													0913						1013
Redbridge (RDB) d													0917a						1016a
Totton (TTN) d		0839													0941				
Ashurst New Forest (ANF) d		0844													0945				
Beaulieu Road (BEU) d		0848													0950				
Brockenhurst (BCU) 3 a		0854				0916									0956			1016	
Brockenhurst (BCU) 3 d		0855		0859		0917	0929								0957	0959		1017	1029
Lymington Town (LYT) d				0907			0937									1007			1037
Lymington Pier (LYP) a				0909			0939									1009			1039
Lymington Pier (LYP)  d										1000									1100
Yarmouth (I.O.W.) (YMH)  a										1040									1140
Sway (SWY) d		0900													1001				
New Milton (NWM) d		0905				0924									1006			1024	
Hinton Admiral (HNA) d		0909													1010				
Christchurch (CHR) d		0914													1015				
Pokesdown (POK) d		0917													1019				
Bournemouth (BMH) a		0921				0934									1023			1034	
Bournemouth (BMH) d	0839	0924					0939								1024			1039	
Branksome (BSM) d	0844						0944											1044	
Parkstone (Dorset) (PKS) d	0847						0947											1047	
Poole (POO) 4 a	0850	0933					0950								1033			1050	
Poole (POO) 4 d	0851						0951											1051	
Hamworthy (HAM) d	0856						0956											1056	
Holton Heath (HOL) d																			
Wareham (WRM) d	0903						1003											1103	
Wool (WOO) d	0910						1010											1110	
Moreton (Dorset) (MTN) d	0916						1016											1116	
Dorchester South (DCH) d	0924						1024											1124	
Dorchester West (DCW) d						1016												1115	
Upwey (UPW) d	0931					1024	1032									1123	1131		
Weymouth (WEY) a	0935					1029	1037									1128	1136		

NOTES (see introductory pages for explanation of train operator codes and standard symbols)

- a Arrival time
- d Departure time
- u Stops to pick up only
- A From Westbury
- B From Salisbury to Salisbury
- C From Bristol Temple Meads
- D To Salisbury

London to Winchester, Fareham, Portsmouth, Southampton, Lymington, Yarmouth (IOW), Bournemouth and Weymouth

Sundays

Operator	SW	SW	SW	XC	SW	SW	SW	SW	SW	SW	SW	XC	SW	SW	SW	SW	SW	SW	GW
Days of operation/Notes 1st Class/Reservations/Bus/Ferry Catering facilities	□	□	□	□◇ ⚡	□	□	⚓	□	□	□	□	□◇ ⚡	□	□	⚓	□	□	□	F
London Waterloo (WAT)	15 d	0853			0935					0953									
Clapham Junction (CLJ)	10 d	0903u			0945u					1003u									
Woking (WOK)	d	0928			1007					1028									
Farnborough (Main) (FNB)	d																		
Fleet (FLE)	d																		
Reading (RDG)	7 d			0952									1052						
Basingstoke (BSK)	d	0948		1011	1027					1048			1111	1127					
Micheldever (MIC)	d	0958								1058									
Winchester (WIN)	d	1008		1027	1044					1108			1127	1144					
Shawford (SHW)	d	1012								1112									
Romsey (ROM)	d								1035										1135
Chandlers Ford (CFR)	d								1042										1142
Eastleigh (ESL)	3 a	1018							1048		1118								1148
Eastleigh (ESL)	3 d	1022	1026						1054	1122	1126								1154
Hedge End (HDE)	d		1032								1132								
Botley (BOE)	d		1036								1136								
Fareham (FRM)	a		1044								1144								
Portchester (PTC)	a		1050								1150								
Cosham (CSA)	a		1055								1155								
Hilsea (HLS)	a		1100								1200								
Fratton (FTN)	a		1111								1209								
Portsmouth & Southsea (PMS)	a		1114								1213								
Portsmouth Harbour (PMH)	a		1120								1220								
Southampton Airport Parkwy (SOA)	d	1027		1035	1053				1058	1127			1135	1153					1158
Swaythling (SWG)	d								1100										1200
St Denys (SDN)	d								1103										1203
Southampton Central (SOU)	a	1034		1042	1100				1108	1134			1142	1200					1208
Southampton Central (SOU)	d	1035		1050	1103				1110	1135			1150	1203					1210
Millbrook (Hants) (MBK)	d								1113										1213
Redbridge (RDB)	d								1116a										1216a
Totton (TTN)	d	1041								1141									
Ashurst New Forest (ANF)	d	1045								1145									
Beaulieu Road (BEU)	d	1050								1150									
Brockenhurst (BCU)	3 a	1056		1103	1116					1156				1216					
Brockenhurst (BCU)	3 d	1057	1059	1110	1117	1129				1157	1159		1217	1229					
Lymington Town (LYT)	d		1107			1137					1207			1237					
Lymington Pier (LYP)	a		1109			1139					1209			1239					
Lymington Pier (LYP)	d							1200											1300
Yarmouth (I.O.W.) (YMH)	a							1240											1340
Sway (SWY)	d	1101								1201									
New Milton (NWM)	d	1106			1124					1206				1224					
Hinton Admiral (HNA)	d	1110								1210									
Christchurch (CHR)	d	1115								1215									
Pokesdown (POK)	d	1119								1219									
Bournemouth (BMH)	a	1123		1127	1134					1223		1227	1234						
Bournemouth (BMH)	d	1124			1139					1224				1239					
Branksome (BSM)	d				1144									1244					
Parkstone (Dorset) (PKS)	d				1147									1247					
Poole (POO)	4 a	1133			1150					1233				1250					
Poole (POO)	4 d				1151									1251					
Hamworthy (HAM)	d				1156									1256					
Holton Heath (HOL)	d																		
Wareham (WRM)	d				1203									1303					
Wool (WOO)	d				1210									1310					
Moreton (Dorset) (MTN)	d				1216									1316					
Dorchester South (DCH)	d				1224									1324					
Dorchester West (DCW)	d																		1340
Upwey (UPW)	d				1231									1331					1348
Weymouth (WEY)	a				1235									1335					1353

NOTES (see introductory pages for explanation of train operator codes and standard symbols)

- a Arrival time
- d Departure time
- u Stops to pick up only
- D To Salisbury
- E From Birmingham New Street
- F Runs from 6 April. From Swindon



London to Winchester, Fareham, Portsmouth, Southampton, Lymington, Yarmouth (IOW), Bournemouth and Weymouth

Sundays

Operator	SW	SW	SW	XC	SW	SW	SW	SW	SW	SW	SW	XC	SW	SW	SW	GW	SW
Days of operation/Notes 1st Class/Reservations/Bus/Ferry Catering facilities	□	□	□	□◇ □	□	□	□	□	□	□	□	□◇ □	□	□	□	H	□
London Waterloo (WAT)	d	1054			1135					1154			1235				
Clapham Junction (CLJ)	d	1103u			1145u					1203u			1242u				
Woking (WOK)	d	1128			1207					1228			1307				
Farnborough (Main) (FNB)	d																
Fleet (FLE)	d																
Reading (RDG)	d			1152								1252					
Basingstoke (BSK)	d	1148		1211	1227					1248		1311	1327				
Micheldever (MIC)	d	1158								1258							
Winchester (WIN)	d	1208		1227	1244					1308		1327	1344				
Shawford (SHW)	d	1212								1312							
Romsey (ROM)	d								1235								1335
Chandlers Ford (CFR)	d								1242								1342
Eastleigh (ESL)	a	1218							1248	1318							1348
Eastleigh (ESL)	d	1222	1226						1254	1322	1326						1354
Hedge End (HDE)	d		1232								1332						
Botley (BOE)	d		1236								1336						
Fareham (FRM)	a		1244								1344						
Portchester (PTC)	a		1250								1350						
Cosham (CSA)	a		1255								1355						
Hilsea (HLS)	a		1300								1400						
Fratton (FTN)	a		1309								1409						
Portsmouth & Southsea (PMS)	a		1313								1413						
Portsmouth Harbour (PMH)	a		1320								1420						
Southampton Airport Parkwy (SOA)	d	1227		1235	1253				1258	1327		1335	1353				1358
Swaythling (SWG)	d								1300								1400
St Denys (SDN)	d								1303								1403
Southampton Central (SOU)	a	1234		1244	1300				1308	1334		1344	1400				1408
Southampton Central (SOU)	d	1235		1250	1303				1310	1335		1350	1403				1410
Millbrook (Hants) (MBK)	d								1313								1413
Redbridge (RDB)	d								1316a								1416a
Totton (TTN)	d	1241								1341							
Ashurst New Forest (ANF)	d	1245								1345							
Beaulieu Road (BEU)	d	1250								1350							
Brockenhurst (BCU)	a	1256			1316					1356			1416				
Brockenhurst (BCU)	d	1257	1259		1317	1329				1357	1359		1417	1429			
Lymington Town (LYT)	d		1307			1337					1407			1437			
Lymington Pier (LYP)	a		1309			1339					1409			1439			
Lymington Pier (LYP)	d							1400								1500	
Yarmouth (I.O.W.) (YMH)	a							1440								1540	
Sway (SWY)	d	1301								1401							
New Milton (NWM)	d	1306			1324					1406			1424				
Hinton Admiral (HNA)	d	1310								1410							
Christchurch (CHR)	d	1315								1415							
Pokesdown (POK)	d	1319								1419							
Bournemouth (BMH)	a	1323		1327	1334					1423		1427	1434				
Bournemouth (BMH)	d	1324			1339					1424			1439				
Branksome (BSM)	d				1344								1444				
Parkstone (Dorset) (PKS)	d				1347								1447				
Poole (POO)	a	1333			1350					1433			1450				
Poole (POO)	d				1351								1451				
Hamworthy (HAM)	d				1356								1456				
Holton Heath (HOL)	d																
Wareham (WRM)	d				1403								1503				
Wool (WOO)	d				1410								1510				
Moreton (Dorset) (MTN)	d				1416								1516				
Dorchester South (DCH)	d				1424								1524				
Dorchester West (DCW)	d															1533	
Upwey (UPW)	d				1431								1531				1541
Weymouth (WEY)	a				1435								1535				1546

NOTES (see introductory pages for explanation of train operator codes and standard symbols)

- a Arrival time
- d Departure time
- u Stops to pick up only
- D To Salisbury
- G From Manchester Piccadilly
- H From Swindon

London to Winchester, Fareham, Portsmouth, Southampton, Lymington, Yarmouth (IOW), Bournemouth and Weymouth

Sundays

Operator	SW	SW	SW	XC	SW	SW	SW	SW	SW	SW	SW	XC	SW	SW	SW	SW	SW
Days of operation/Notes 1st Class/Reservations/Bus/Ferry Catering facilities	□	□	□	□◇ G ⚓	□	□	□	□	□	□	□	□◇ G ⚓	□	□	□	□	□
London Waterloo (WAT)	16 d	1254			1335					1354			1435				1454
Clapham Junction (CLJ)	10 d	1303u			1342u					1403u			1442u				1503u
Woking (WOK)	d	1328			1407					1428			1507				1528
Farnborough (Main) (FNB)	d																
Fleet (FLE)	d																
Reading (RDG)	7 d			1352								1452					
Basingstoke (BSK)	d	1347		1411	1427					1447		1511	1527				1547
Micheldever (MIC)	d	1357								1457							1558
Winchester (WIN)	d	1407		1427	1444					1507		1527	1544				1607
Shawford (SHW)	d	1411								1511							1612
Romsey (ROM)	d								1435							1535	
Chandlers Ford (CFR)	d								1442							1542	
Eastleigh (ESL)	3 a	1417							1448	1517						1548	1617
Eastleigh (ESL)	3 d	1420	1426						1454	1520	1526					1554	1621
Hedge End (HDE)	d		1432								1532						1632
Botley (BOE)	d		1436								1536						1636
Fareham (FRM)	a		1444								1544						1644
Portchester (PTC)	a		1450								1550						1650
Cosham (CSA)	a		1455								1555						1655
Hilsea (HLS)	a		1500								1600						1700
Fratton (FTN)	a		1509								1609						1709
Portsmouth & Southsea (PMS)	a		1513								1613						1713
Portsmouth Harbour (PMH)	a		1520								1620						1720
Southampton Airport Parkwy (SOA)	d	1425		1435	1453				1458	1525		1535	1553			1558	1625
Swaythling (SWG)	d								1500							1600	
St Denys (SDN)	d								1503							1603	
Southampton Central (SOU)	a	1432		1442	1500				1508	1532		1544	1600			1608	1632
Southampton Central (SOU)	d	1433		1450	1503				1510	1533		1550	1603			1610	1634
Millbrook (Hants) (MBK)	d								1513							1613	
Redbridge (RDB)	d								1516a							1616a	
Totton (TTN)	d	1439								1539							1639
Ashurst New Forest (ANF)	d	1443								1543							1644
Beaulieu Road (BEU)	d	1448								1548							1648
Brockenhurst (BCU)	3 a	1454			1516					1554			1616				1654
Brockenhurst (BCU)	3 d	1455	1459		1517	1529				1555	1559		1617	1629			1655
Lymington Town (LYT)	d		1507			1537					1607			1637			
Lymington Pier (LYP)	a		1509			1539					1609			1639			
Lymington Pier (LYP)	d							1600									
Yarmouth (I.O.W.) (YMH)	a							1640									
Sway (SWY)	d	1459								1559							1700
New Milton (NWM)	d	1504			1524					1604			1624				1705
Hinton Admiral (HNA)	d	1508								1608							1709
Christchurch (CHR)	d	1513								1613							1714
Pokesdown (POK)	d	1517								1617							1717
Bournemouth (BMH)	a	1521		1525	1534					1621		1625	1634				1721
Bournemouth (BMH)	d	1522			1539					1622			1639				1723
Branksome (BSM)	d				1544								1644				
Parkstone (Dorset) (PKS)	d				1547								1647				
Poole (POO)	4 a	1531			1550					1631			1650				1732
Poole (POO)	4 d				1551								1651				
Hamworthy (HAM)	d				1556								1656				
Holton Heath (HOL)	d																
Wareham (WRM)	d				1603								1703				
Wool (WOO)	d				1610								1710				
Moreton (Dorset) (MTN)	d				1616								1716				
Dorchester South (DCH)	d				1624								1724				
Dorchester West (DCW)	d																
Upwey (UPW)	d				1631								1731				
Weymouth (WEY)	a				1635								1735				

NOTES (see introductory pages for explanation of train operator codes and standard symbols)

- a Arrival time
- d Departure time
- u Stops to pick up only
- D To Salisbury
- G From Manchester Piccadilly

London to Winchester, Fareham, Portsmouth, Southampton, Lymington, Yarmouth (IOW), Bournemouth and Weymouth

Sundays

Operator	SW	XC	SW	SW	SW	SW	SW	SW	SW	SW	SW	XC	SW	SW	SW	GW	SW	SW	
Days of operation/Notes 1st Class/Reservations/Bus/Ferry Catering facilities	□	G □◇ ⚓	□	□	⚓	D □	□	□	□	□	□	G □◇ ⚓	□	□	D □	C	□	□	
London Waterloo (WAT)	15	d	1535				1550	1605					1635				1650	1705	
Clapham Junction (CLJ)	10	d	1542u				1558u	1612u					1642u				1658u	1712u	
Woking (WOK)		d	1607				1621	1637					1707				1721	1737	
Farnborough (Main) (FNB)		d					1632										1732		
Fleet (FLE)		d																	
Reading (RDG)	7	d	1552									1652							
Basingstoke (BSK)		d	1611	1627			1647	1657				1711	1727				1747	1757	
Micheldever (MIC)		d					1657										1757		
Winchester (WIN)		d	1627	1644			1707	1714				1727	1744				1807	1814	
Shawford (SHW)		d					1712										1812		
Romsey (ROM)		d					1635										1735		
Chandlers Ford (CFR)		d					1642										1742		
Eastleigh (ESL)	3	a					1648	1717	1722	←							1748	1817	1822
Eastleigh (ESL)	3	d					1654	1726	1723	→							1754	1826	1823
Hedge End (HDE)		d																→	
Botley (BOE)		d																	
Fareham (FRM)		a																	
Portchester (PTC)		a																	
Cosham (CSA)		a																	
Hilsea (HLS)		a																	
Fratton (FTN)		a																	
Portsmouth & Southsea (PMS)		a																	
Portsmouth Harbour (PMH)		a																	
Southampton Airport Parkwy (SOA)	←	d	1635	1653			1658		1727			1735	1753			1758		1827	
Swaythling (SWG)		d					1700									1800			
St Denys (SDN)		d					1703									1803			
Southampton Central (SOU)		a	1642	1700			1708		1734			1744	1800			1808		1834	
Southampton Central (SOU)		d	1650	1703			1710		1736			1750	1803			1810		1836	
Millbrook (Hants) (MBK)		d					1713									1813			
Redbridge (RDB)		d					1716a									1816a			
Totton (TTN)		d							1741									1841	
Ashurst New Forest (ANF)		d							1746									1846	
Beaulieu Road (BEU)		d							1750									1850	
Brockenhurst (BCU)	3	a		1716					1756				1816					1856	
Brockenhurst (BCU)	3	d	1659	1717	1729				1757			1759	1817	1829				1857	
Lymington Town (LYT)		d	1707		1737							1807		1837					
Lymington Pier (LYP)		a	1709		1739							1809		1839					
Lymington Pier (LYP)		d			1800														
Yarmouth (I.O.W.) (YMH)		a			1840														
Sway (SWY)		d							1801									1901	
New Milton (NWM)		d		1724					1806				1824					1906	
Hinton Admiral (HNA)		d							1810									1910	
Christchurch (CHR)		d							1815									1915	
Pokesdown (POK)		d							1819									1919	
Bournemouth (BMH)		a	1725	1734					1823			1827	1834					1923	
Bournemouth (BMH)		d		1739					1824				1839					1924	
Branksome (BSM)		d		1744									1844						
Parkstone (Dorset) (PKS)		d		1747									1847						
Poole (POO)	4	a		1750					1833				1850					1933	
Poole (POO)	4	d		1751									1851						
Hamworthy (HAM)		d		1756									1856						
Holton Heath (HOL)		d																	
Wareham (WRM)		d		1803									1903						
Wool (WOO)		d		1810									1910						
Moreton (Dorset) (MTN)		d		1818									1916						
Dorchester South (DCH)		d		1826									1924						
Dorchester West (DCW)		d														1952			
Upwey (UPW)		d		1833									1931			2000			
Weymouth (WEY)		a		1837									1935			2005			

NOTES (see introductory pages for explanation of train operator codes and standard symbols)

- a Arrival time
- d Departure time
- u Stops to pick up only
- C From Bristol Temple Meads
- D To Salisbury
- G From Manchester Piccadilly

London to Winchester, Fareham, Portsmouth, Southampton, Lymington, Yarmouth (IOW), Bournemouth and Weymouth

Sundays

Operator	SW	SW	XC	SW	SW	SW	SW	SW	SW	SW	SW	XC	SW	SW	SW	SW	SW	
Days of operation/Notes 1st Class/Reservations/Bus/Ferry Catering facilities	□	□	□◇ ⚓	□	□	⚓	D □	□	□	□	□	□◇ ⚓	□	□	D □	□	□	
London Waterloo (WAT)	15	d		1735				1750	1805				1835			1850	1905	
Clapham Junction (CLJ)	10	d		1742u				1758u	1812u				1842u			1858u	1912u	
Woking (WOK)		d		1807				1821	1837				1907			1921	1937	
Farnborough (Main) (FNB)		d						1832								1932		
Fleet (FLE)		d																
Reading (RDG)	7	d		1752									1852					
Basingstoke (BSK)		d		1811	1827			1847	1857				1911	1927		1947	1957	
Micheldever (MIC)		d						1857								1957		
Winchester (WIN)		d		1827	1844			1907	1914				1927	1944		2007	2014	
Shawford (SHW)		d						1912								2012		
Romsey (ROM)		d						1835								1935		
Chandlers Ford (CFR)		d						1842								1942		
Eastleigh (ESL)	3	a	←					1848	1917	1922	←					1948	2017	2022
Eastleigh (ESL)	3	d		1826				1854	1926	1923	1926					1954	2026	2023
Hedge End (HDE)		d		1832					→		1932						→	
Botley (BOE)		d		1836							1936							
Fareham (FRM)		a		1844							1944							
Portchester (PTC)		a		1850							1950							
Cosham (CSA)		a		1855							1955							
Hilsea (HLS)		a		1900							2005							
Fratton (FTN)		a		1909							2009							
Portsmouth & Southsea (PMS)		a		1913							2013							
Portsmouth Harbour (PMH)		a		1920							2020							
Southampton Airport Parkwy (SOA)		d		1835	1854			1858		1927			1936	1954		1958		2027
Swaythling (SWG)		d						1900								2000		
St Denys (SDN)		d						1903								2003		
Southampton Central (SOU)		a		1842	1901			1908		1934			1943	2001		2008		2034
Southampton Central (SOU)		d		1850	1905			1910		1936			1950	2003		2010		2036
Millbrook (Hants) (MBK)		d						1913								2013		
Redbridge (RDB)		d						1916a								2016a		
Totton (TTN)		d								1941								2041
Ashurst New Forest (ANF)		d								1946								2046
Beaulieu Road (BEU)		d								1950								2050
Brockenhurst (BCU)	3	a		1903	1918					1956				2016				2056
Brockenhurst (BCU)	3	d		1859	1910	1919	1929			1957			1959	2017	2029			2057
Lymington Town (LYT)		d		1907			1937						2007		2037			
Lymington Pier (LYP)		a		1909			1939						2009		2039			
Lymington Pier (LYP)		d					2000											
Yarmouth (I.O.W.) (YMH)		a					2040											
Sway (SWY)		d								2001								2101
New Milton (NWM)		d			1925					2006				2023				2106
Hinton Admiral (HNA)		d								2010								2110
Christchurch (CHR)		d								2015								2115
Pokesdown (POK)		d								2019								2119
Bournemouth (BMH)		a		1927	1936					2023			2027	2034				2123
Bournemouth (BMH)		d			1940					2024				2039				2124
Branksome (BSM)		d			1945									2044				
Parkstone (Dorset) (PKS)		d			1948									2047				
Poole (POO)	4	a			1951					2033				2050				2133
Poole (POO)	4	d			1952									2051				
Hamworthy (HAM)		d			1957									2056				
Holton Heath (HOL)		d																
Wareham (WRM)		d			2004											2103		
Wool (WOO)		d			2011											2110		
Moreton (Dorset) (MTN)		d			2016											2116		
Dorchester South (DCH)		d			2024											2125		
Dorchester West (DCW)		d																
Upwey (UPW)		d			2031											2131		
Weymouth (WEY)		a			2036											2136		

NOTES (see introductory pages for explanation of train operator codes and standard symbols)

- a Arrival time
- d Departure time
- u Stops to pick up only
- D To Salisbury
- G From Manchester Piccadilly

London to Winchester, Fareham, Portsmouth, Southampton, Lymington, Yarmouth (IOW), Bournemouth and Weymouth

Sundays

Operator	SW	SW	XC	SW	SW	SW	GW	SW	SW	SW	SW	GW	XC	SW	SW	SW	SW
Days of operation/Notes 1st Class/Reservations/Bus/Ferry Catering facilities	1	1	G 1 1	1	1	D 1	C	1	1	1	1	J	G 1 1	1	K 1	1	1
London Waterloo (WAT)	d			1935				1950	2005					2035		2050	2105
Clapham Junction (CLJ)	d			1942u				1958u	2012u					2042u		2058u	2112u
Woking (WOK)	d			2007				2021	2037					2107		2121	2137
Farnborough (Main) (FNB)	d							2032								2132	
Fleet (FLE)	d																
Reading (RDG)	d		1952										2052				
Basingstoke (BSK)	d		2011	2027				2047	2057				2111	2127		2147	2157
Micheldever (MIC)	d							2057								2157	
Winchester (WIN)	d		2027	2044				2107	2114				2127	2144		2207	2214
Shawford (SHW)	d							2112								2212	
Romsey (ROM)	d					2035						2111				2135	
Chandlers Ford (CFR)	d					2042										2142	
Eastleigh (ESL)	a	←				2049		2119	2122	←		2138			2148	2217	2222
Eastleigh (ESL)	d	2026				2054		2126	2123	2126		2144			2154	2226	2223
Hedge End (HDE)	d	2032						←		2132		2150				←	
Botley (BOE)	d	2036								2136		2155					
Fareham (FRM)	a	2044								2144		2202					
Portchester (PTC)	a	2050								2150							
Cosham (CSA)	a	2055								2155							
Hilsea (HLS)	a	2100								2200							
Fratton (FTN)	a	2109								2209		2219					
Portsmouth & Southsea (PMS)	a	2113								2213		2223					
Portsmouth Harbour (PMH)	a	2120								2220		2228					
Southampton Airport Parkwy (SOA)	d		2038c	2054		2058				2127			2135	2153	2158		2227
Swaythling (SWG)	d					2100									2201		
St Denys (SDN)	d					2103									2204		
Southampton Central (SOU)	a		2045	2101		2108				2134			2142	2200	2209		2234
Southampton Central (SOU)	d		2050	2103		2110				2136			2150	2203	2210		2236
Millbrook (Hants) (MBK)	d					2113									2213		
Redbridge (RDB)	d					2117a									2217a		
Totton (TTN)	d									2141							2241
Ashurst New Forest (ANF)	d									2146							2246
Beaulieu Road (BEU)	d									2150							
Brockenhurst (BCU)	a			2116						2156				2216			2254
Brockenhurst (BCU)	d	2059		2117	2129					2157		2159		2217			2257
Lymington Town (LYT)	d	2107			2137							2207					
Lymington Pier (LYP)	a	2109			2139							2209					
Lymington Pier (LYP)	d																
Yarmouth (I.O.W.) (YMH)	a																
Sway (SWY)	d									2201							2301
New Milton (NWM)	d			2124						2206				2224			2306
Hinton Admiral (HNA)	d									2210							2310
Christchurch (CHR)	d									2215							2315
Pokesdown (POK)	d									2219							2319
Bournemouth (BMH)	a		2127	2134						2223		2227	2234				2323
Bournemouth (BMH)	d			2139						2224				2239			2324
Branksome (BSM)	d			2144										2244			
Parkstone (Dorset) (PKS)	d			2147										2247			
Poole (POO)	a			2150						2233				2250			2333
Poole (POO)	d			2151										2251			
Hamworthy (HAM)	d			2156										2256			
Holton Heath (HOL)	d																
Wareham (WRM)	d			2203										2303			
Wool (WOO)	d			2210										2310			
Moreton (Dorset) (MTN)	d			2217										2316			
Dorchester South (DCH)	d			2225										2324			
Dorchester West (DCW)	d							2255									
Upwey (UPW)	d			2232				2303						2331			
Weymouth (WEY)	a			2236				2308						2336			

NOTES (see introductory pages for explanation of train operator codes and standard symbols)

- a Arrival time
- d Departure time
- u Stops to pick up only
- c Arrives 4 minutes earlier
- C From Bristol Temple Meads
- D To Salisbury
- G From Manchester Piccadilly
- J From Bristol Temple Meads to Portsmouth Harbour
- K To Romsey

London to Winchester, Fareham, Portsmouth, Southampton, Lymington, Yarmouth (IOW), Bournemouth and Weymouth

Sundays

Operator	SW	XC	SW	SW	SW	SW	SW	SW	SW	SW	SW	SW
Days of operation/Notes 1st Class/Reservations/Bus/Ferry Catering facilities	□	G □◇ ♣	□	D □	□	□	□	□	□	□	□	MM L □
London Waterloo (WAT)	15 d		2135		2150	2205		2250	2305			0010
Clapham Junction (CLJ)	10 d		2142u		2158u	2212u		2258u	2312u			0017u
Woking (WOK)	d		2207		2221	2237		2321	2337			0042
Farnborough (Main) (FNB)	d				2232			2332				
Fleet (FLE)	d											
Reading (RDG)	7 d		2152									
Basingstoke (BSK)	d		2211	2227		2247	2257		2347	2357		0101
Micheldever (MIC)	d					2257			2357			
Winchester (WIN)	d		2227	2244		2307	2314		0007	0014		0118
Shawford (SHW)	d					2312			0012			
Romsey (ROM)	d				2235							
Chandlers Ford (CFR)	d				2242							
Eastleigh (ESL)	3 a	←			2248	2317	2322	←	0017	0022	←	0126
Eastleigh (ESL)	3 d		2226		2254	2326	2323	2326	0030	0023	0030	0127
Hedge End (HDE)	d		2232			→		2332	→		0036s	
Botley (BOE)	d		2236					2336			0040s	
Fareham (FRM)	a		2244					2344			0048s	
Portchester (PTC)	a		2250					2350			0054s	
Cosham (CSA)	a		2255					2355			0059s	
Hilsea (HLS)	a		2300					0002				
Fratton (FTN)	a		2308					0007			0106s	
Portsmouth & Southsea (PMS)	a		2312					0010			0110s	
Portsmouth Harbour (PMH)	a	⚓	2316					0014			0114	
Southampton Airport Parkwy (SOA)	← d		2235	2253	2258		2327			0028		0132
Swaythling (SWG)	d				2300							
St Denys (SDN)	d				2303					0032s		
Southampton Central (SOU)	a		2242	2300	2308		2334			0037		0139
Southampton Central (SOU)	d			2303	2310		2336			0040		
Millbrook (Hants) (MBK)	d				2312							
Redbridge (RDB)	d				2315a							
Totton (TTN)	d						2341			0045s		
Ashurst New Forest (ANF)	d						2346					
Beaulieu Road (BEU)	d											
Brockenhurst (BCU)	3 a			2316			2354			0056s		
Brockenhurst (BCU)	3 d			2317			2355					
Lymington Town (LYT)	d											
Lymington Pier (LYP)	a											
Lymington Pier (LYP)	d	⚓										
Yarmouth (I.O.W.) (YMH)	a	⚓										
Sway (SWY)	d						2359					
New Milton (NWM)	d			2324			0004			0104s		
Hinton Admiral (HNA)	d						0008					
Christchurch (CHR)	d						0013			0111s		
Pokesdown (POK)	d						0017			0115s		
Bournemouth (BMH)	a			2334			0021			0119		
Bournemouth (BMH)	d			2339			0022			0120		
Branksome (BSM)	d			2344			0027			0125s		
Parkstone (Dorset) (PKS)	d			2347			0030			0128s		
Poole (POO)	4 a			2350			0034			0132		
Poole (POO)	4 d			2351								
Hamworthy (HAM)	d			2356								
Holton Heath (HOL)	d											
Wareham (WRM)	d			0003								
Wool (WOO)	d			0010								
Moreton (Dorset) (MTN)	d			0016								
Dorchester South (DCH)	d			0024								
Dorchester West (DCW)	d											
Upwey (UPW)	d			0030								
Weymouth (WEY)	a			0035								

NOTES (see introductory pages for explanation of train operator codes and standard symbols)

- a Arrival time
- d Departure time
- s Stops to set down only
- u Stops to pick up only
- D To Salisbury
- G From Manchester Piccadilly
- L Also calls at Wimbledon 0023
- MM Monday mornings



**Weymouth, Bournemouth, Yarmouth (IOW), Lymington, Southampton, Portsmouth and Fareham to Winchester and London**

**Mondays to Fridays**

Operator	SW	XC	SW	SW	SW	XC	SW	SW	SW	SW	SW	SW	SW	SW	XC	SW
Days of operation/Notes	1	A	B	1	1	A	C	1	D	C	1	E	1	1	A	1
1st Class/Reservations/Bus/Ferry	1	1	1	1	1	1	1	1	1	1	1	1	1	1	1	1
Catering facilities	1	1	1	1	1	1	1	1	1	1	1	1	1	1	1	1
Weymouth (WEY)	d															
Upwey (UPW)	d															
Dorchester West (DCW)	a															
Dorchester South (DCH)	d															
Moreton (Dorset) (MTN)	d															
Wool (WOO)	d															
Wareham (WRM)	d															
Holton Heath (HOL)	d															
Hamworthy (HAM)	d															
Poole (POO)	4 a															
Poole (POO)	4 d			0500	0523			0540					0555			
Parkstone (Dorset) (PKS)	d			0504	0527			0544					0559			
Branksome (BSM)	d			0507	0530			0547					0602			
Bournemouth (BMH)	a			0512	0535			0553					0607			
Bournemouth (BMH)	d			0515	0537			0555					0611		0630	
Pokesdown (POK)	d			0519	0541								0615			
Christchurch (CHR)	d			0523	0545								0619			
Hinton Admiral (HNA)	d				0550								0624			
New Milton (NWM)	d			0530	0554								0628			
Sway (SWY)	d				0559								0633			
Yarmouth (I.O.W.) (YMH)	d															
Lymington Pier (LYP)	a															
Lymington Pier (LYP)	d											0614				0644
Lymington Town (LYT)	d											0616				0646
Brockenhurst (BCU)	3 a			0536	0604			0610				0625		0638		0655
Brockenhurst (BCU)	3 d			0537				0611						0640		
Beaulieu Road (BEU)	d															
Ashurst New Forest (ANF)	d													0648		
Totton (TTN)	d			0548				0622						0653		
Redbridge (RDB)	d							0612								
Millbrook (Hants) (MBK)	d							0615								
Southampton Central (SOU)	a			0554				0618	0628		←		0658		0703	
Southampton Central (SOU)	d	0452	0515		0555		0616	0634	0630			0634		0644	0700	0715
St Denys (SDN)	d	0457						←				0639		0649		
Swaythling (SWG)	d	0500										0642		0652		
Southampton Airport Parkway (SOA)	d	0503	0523		0603		0624		0638			0646		0655	0708	0723
Portsmouth Harbour (PMH)	d			0455					0550							0624
Portsmouth & Southsea (PMS)	d			0500					0555							0628
Fratton (FTN)	d			0504					0559							0632
Hilsea (HLS)	d			0508					0603							0637
Cosham (CSA)	d			0514					0608							0642
Portchester (PTC)	d			0518					0613							0647
Fareham (FRM)	d			0525					0620							0653
Botley (BOE)	d			0533					0629							0702
Hedge End (HDE)	d			0537					0634							0707
Eastleigh (ESL)	3 a	0506		0544	0607				0642	0649			0659		0713	
Eastleigh (ESL)	3 d	0507		0545	0608				0643	0650			0659		0715	
Chandlers Ford (CFR)	d									0655						
Romsey (ROM)	a									0703						
Shawford (SHW)	d	0513		0551						0649			0705			
Winchester (WIN)	d	0519	0531	0557	0618		0633		0647	0655			0711	0718	0725	0731
Micheldever (MIC)	d	0527		0606						0703					0733	
Basingstoke (BSK)	a	0538	0546	0619	0635		0650		0703	0714			0727	0734	0743	0747
Reading (RDG)	7 a		0606				0708									0809
Fleet (FLE)	a	0550		0639									0746			
Farnborough (Main) (FNB)	a	0556		0645									0752		0758	
Woking (WOK)	a	0605		0657	0655				0734				0805		0808	
Clapham Junction (CLJ)	10 a	0625			0715								0839	0819	0836	
London Waterloo (WAT)	15 a	0634		0730	0726				0747	0806						

**NOTES** (see introductory pages for explanation of train operator codes and standard symbols)

- a Arrival time
- d Departure time
- A To Manchester Piccadilly
- B Also calls at Hook 0630, Winchfield 0634 and Brookwood 0652
- C From Salisbury
- D Also calls at Surbiton 0747
- E Also calls at Hook 0737, Winchfield 0741, Brookwood 0800 and Weybridge 0814

## Weymouth, Bournemouth, Yarmouth (IOW), Lymington, Southampton, Portsmouth and Fareham to Winchester and London

## Mondays to Fridays

Operator Days of operation/Notes 1st Class/Reservations/Bus/Ferry Catering facilities	SW	SW	SW	SW	SW	SW	SW	SW	SW	SW	GW	SW	SW	XC	SW	SW	SW	SW
	□	□	□	C	F	□	□	□	□	□	G		□	A	□	□	□	□
Weymouth (WEY)	d	0555								0625		0638						0655
Upwey (UPW)	d	0559								0629		0643						0659
Dorchester West (DCW)	a											0651						
Dorchester South (DCH)	d	0607								0637								0707
Moreton (Dorset) (MTN)	d	0614								0644								0714
Wool (WOO)	d	0620								0650								0720
Wareham (WRM)	d	0627								0657								0727
Holton Heath (HOL)	d	0631																0731
Hamworthy (HAM)	d	0636								0704								0736
Poole (POO)	4 a	0640								0708								0740
Poole (POO)	4 d	0641								0650 0711								0720 0741
Parkstone (Dorset) (PKS)	d	0645								0654 0715								0724 0745
Branksome (BSM)	d	0649								0657 0719								0727 0749
Bournemouth (BMH)	a	0654								0702 0724								0732 0754
Bournemouth (BMH)	d	0634	0656							0704 0726				0730	0734	0756		
Pokesdown (POK)	d	0638								0708								0738
Christchurch (CHR)	d	0642								0712								0742
Hinton Admiral (HNA)	d	0647								0717								0747
New Milton (NWM)	d	0651								0721								0751
Sway (SWY)	d	0656								0726								0756
Yarmouth (I.O.W.) (YMH)	d											0655						
Lymington Pier (LYP)	a											0735						
Lymington Pier (LYP)	d							0714						0744				0814
Lymington Town (LYT)	d							0716						0746				0816
Brockenhurst (BCU)	3 a	0701						0725	0731					0755	0801	0810		0825
Brockenhurst (BCU)	3 d	0702							0733							0802	0811	
Beaulieu Road (BEU)	d																	0807
Ashurst New Forest (ANF)	d	0710								0741								0811
Totton (TTN)	d	0715								0746								0816
Redbridge (RDB)	d					0724												
Millbrook (Hants) (MBK)	d					0728												
Southampton Central (SOU)	a	0720	0725			0732				0752	0756				0802	0822	0826	
Southampton Central (SOU)	d	0730				0735	0737			0800					0815	0830		
St Denys (SDN)	d					0740	0743											
Swaythling (SWG)	d					0743	0746											
Southampton Airport Parkway (SOA)	d	0738				0746	0750			0809					0823	0838		
Portsmouth Harbour (PMH)	d					0650						0725						0755
Portsmouth & Southsea (PMS)	d					0655						0729						0800
Fratton (FTN)	d					0659						0733						0804
Hilsea (HLS)	d					0703						0737						0808
Cosham (CSA)	d					0708						0742						0813
Portchester (PTC)	d					0713						0747						0818
Fareham (FRM)	d					0720						0753						0824
Botley (BOE)	d					0728						0800						0831
Hedge End (HDE)	d					0733						0805						0836
Eastleigh (ESL)	3 a					0739	0749	0753				0811						0842
Eastleigh (ESL)	3 d					0743	0750	0755				0813						0843
Chandlers Ford (CFR)	d						0755											
Romsey (ROM)	a						0803											
Shawford (SHW)	d					0749		0801				0819						0850
Winchester (WIN)	d	0748				0755		0807				0818	0824a		0831	0848		0856
Micheldever (MIC)	d					0803												0904
Basingstoke (BSK)	a					0813		0823				0834			0846			0914
Reading (RDG)	7 a														0911			
Fleet (FLE)	a					0825		0841										0926
Farnborough (Main) (FNB)	a					0831		0847										0932
Woking (WOK)	a					0840		0902				0854				0922		0942
Clapham Junction (CLJ)	10 a											0914				0942		1002
London Waterloo (WAT)	15 a	0848	0908				0938					0925				0953		1011

NOTES (see introductory pages for explanation of train operator codes and standard symbols)

- a Arrival time
- d Departure time
- A To Manchester Piccadilly
- C From Salisbury
- F Also calls at Hook 0831, Winchfield 0836, Brookwood 0856 and Surbiton 0916
- G To Gloucester

**Weymouth, Bournemouth, Yarmouth (IOW), Lymington, Southampton, Portsmouth and Fareham to Winchester and London**

**Mondays to Fridays**

Operator Days of operation/Notes 1st Class/Reservations/Bus/Ferry Catering facilities	SW C	SW □	SW □	SW □	XC A □◇ ⚓	SW □	GW G	SW □ ⚓	SW □	SW □	SW □	SW □	SW □	SW C □	SW □	SW □	SW □
Weymouth (WEY)	d					0724	0733					0755					0820
Upwey (UPW)	d					0728	0738					0759					0824
Dorchester West (DCW)	a						0746										
Dorchester South (DCH)	d					0736						0807					0833
Moreton (Dorset) (MTN)	d					0743						0814					0839
Wool (WOO)	d					0749						0820					0845
Wareham (WRM)	d					0756						0827					0853
Holton Heath (HOL)	d					0759						0830					0856
Hamworthy (HAM)	d					0804						0835					0901
Poole (POO)	4 a					0809						0840					0906
Poole (POO)	4 d			0804		0810						0841			0853	0858	0907
Parkstone (Dorset) (PKS)	d			0808		0814						0845					0902
Branksome (BSM)	d			0811		0817						0848					0906
Bournemouth (BMH)	a			0816		0822						0854			0902	0911	0917
Bournemouth (BMH)	d		0802	0818		0840	0824					0856				0905	0922
Pokesdown (POK)	d		0806	0821			0827									0909	0926
Christchurch (CHR)	d		0810	0825			0831									0913	0930
Hinton Admiral (HNA)	d		0815				0836									0918	
New Milton (NWM)	d		0819	0832			0841									0922	0937
Sway (SWY)	d		0824				0845									0927	
Yarmouth (I.O.W.) (YMH)	⚓ d							0755									
Lymington Pier (LYP)	⚓ a							0835									
Lymington Pier (LYP)	d								0844				0914				
Lymington Town (LYT)	d								0846				0916				
Brockenhurst (BCU)	3 a		0829	0839		0850			0855		0910		0925		0932	0943	
Brockenhurst (BCU)	3 d		0830	0840		0851					0911				0933	0944	
Beaulieu Road (BEU)	d		0835														
Ashurst New Forest (ANF)	d		0839			0858				←					0942		
Totton (TTN)	d		0844			0903				←	0903				0947		
Redbridge (RDB)	d	0824												0925			
Millbrook (Hants) (MBK)	d	0828					→							0929			
Southampton Central (SOU)	a	0832	0852	0854		0913						0917	0926	0932	0953	0958	
Southampton Central (SOU)	d	0835	0854	0900		0915						0930			0935	0955	1000
St Denys (SDN)	d	0840	0859												0940		
Swaythling (SWG)	d	0843	0902												0943		
Southampton Airport Parkway (SOA) ←	d	0846	0905	0909		0923						0938		0946	1003	1008	
Portsmouth Harbour (PMH)	⚓ d												0855				
Portsmouth & Southsea (PMS)	d												0900				
Fratton (FTN)	d												0904				
Hilsea (HLS)	d												0908				
Cosham (CSA)	d												0913				
Portchester (PTC)	d												0918				
Fareham (FRM)	d												0924				
Botley (BOE)	d												0931				
Hedge End (HDE)	d												0936				
Eastleigh (ESL)	3 a	0850	0911		→								0942	0950	1006		
Eastleigh (ESL)	3 d	0850	0914		0914								0944	0950	1014		
Chandlers Ford (CFR)	d	0855	→											0955	→		
Romsey (ROM)	a	0903												1003			
Shawford (SHW)	d				0920												
Winchester (WIN)	d			0919	0925a	0933					0948	0954					1018
Micheldever (MIC)	d												1002				
Basingstoke (BSK)	a			0935		0948							1012				1034
Reading (RDG)	7 a					1010											
Fleet (FLE)	a												1024				
Farnborough (Main) (FNB)	a												1029				
Woking (WOK)	a			0954								1020	1039				
Clapham Junction (CLJ)	10 a			1015													1111
London Waterloo (WAT)	⚓ 15 a			1026								1049	1104				1120

NOTES (see introductory pages for explanation of train operator codes and standard symbols)

- a Arrival time
- d Departure time
- A To Manchester Piccadilly
- C From Salisbury
- G To Gloucester

## Weymouth, Bournemouth, Yarmouth (IOW), Lymington, Southampton, Portsmouth and Fareham to Winchester and London

### Mondays to Fridays

Operator	SW	XC A ◇ ⚓	SW ⚓	SW	SW	SW	SW C □	SW	SW	SW	SW	SW	SW	GW G	SW ⚓	SW	XC A ◇ ⚓	SW
Days of operation/Notes 1st Class/Reservations/Bus/Ferry Catering facilities	□	□	□	□	□	□	□	□	□	□	□	□	□	□	□	□	□	□
Weymouth (WEY)	d				0903								0920		0932			1003
Upwey (UPW)	d												0924		0937			
Dorchester West (DCW)	a														0945			
Dorchester South (DCH)	d				0913								0933					1013
Moreton (Dorset) (MTN)	d												0939					
Wool (WOO)	d												0945					
Wareham (WRM)	d				0928								0953					1028
Holton Heath (HOL)	d												0956					
Hamworthy (HAM)	d				0935								1001					1035
Poole (POO)	4 a				0939								1006					1039
Poole (POO)	4 d				0940								0958 1007					1040
Parkstone (Dorset) (PKS)	d				0944								1002					1044
Branksome (BSM)	d				0948								1006					1048
Bournemouth (BMH)	a				0954								1011 1017					1054
Bournemouth (BMH)	d		0945		0959			1002					1022				1045	1059
Pokesdown (POK)	d							1006					1026					
Christchurch (CHR)	d							1010					1030					
Hinton Admiral (HNA)	d							1015										
New Milton (NWM)	d							1019					1037					
Sway (SWY)	d							1024										
Yarmouth (I.O.W.) (YMH)	⚓ d			0905											1005			
Lymington Pier (LYP)	⚓ a			0945											1045			
Lymington Pier (LYP)	d				0957						1027					1057		
Lymington Town (LYT)	d				0959						1029					1059		
Brockenhurst (BCU)	3 a		0959		1008	1013				1029	1038		1043			1108		1113
Brockenhurst (BCU)	3 d		1000			1014					1030		1044					1114
Beaulieu Road (BEU)	d										1035							
Ashurst New Forest (ANF)	d										1039							
Totton (TTN)	d										1044							
Redbridge (RDB)	d							1027										
Millbrook (Hants) (MBK)	d							1031										
Southampton Central (SOU)	a		1013			1028		1034	1053				1058				1111	1128
Southampton Central (SOU)	d		1015			1030		1036	1055				1100				1115	1130
St Denys (SDN)	d							1041										
Swaythling (SWG)	d							1044										
Southampton Airport Parkway (SOA) ←	d		1023			1038		1047	1103				1108				1123	1138
Portsmouth Harbour (PMH)	⚓ d					0955												
Portsmouth & Southsea (PMS)	d					1000												
Fratton (FTN)	d					1004												
Hilsea (HLS)	d					1008												
Cosham (CSA)	d					1013												
Portchester (PTC)	d					1018												
Fareham (FRM)	d					1024												
Botley (BOE)	d					1031												
Hedge End (HDE)	d					1036												
Eastleigh (ESL)	3 a	←				1042	1050	1106					←					
Eastleigh (ESL)	3 d	1014				1043	1051	1114					1114					
Chandlers Ford (CFR)	d							1056	←									
Romsey (ROM)	a							1103										
Shawford (SHW)	d	1019													1119			
Winchester (WIN)	d	1025a	1032		1048	1052							1118		1124a		1132	1148
Micheldever (MIC)	d					1101												
Basingstoke (BSK)	a		1047			1111							1134				1147	
Reading (RDG)	7 a		1107														1206	
Fleet (FLE)	a					1122												
Farnborough (Main) (FNB)	a					1128												
Woking (WOK)	a				1120	1137												1220
Clapham Junction (CLJ)	10 a												1211					
London Waterloo (WAT)	← 15 a				1147	1206							1220					1249

NOTES (see introductory pages for explanation of train operator codes and standard symbols)

- a Arrival time
- d Departure time
- A To Manchester Piccadilly
- C From Salisbury
- G To Gloucester

Weymouth, Bournemouth, Yarmouth (IOW), Lymington, Southampton, Portsmouth and Fareham to Winchester and London

**Mondays to Fridays**

Operator Days of operation/Notes 1st Class/Reservations/Bus/Ferry Catering facilities	SW	SW	SW	SW	SW	SW	SW	SW	SW	XC	SW	SW	SW	SW	SW	SW	SW
	□	C □	□	□	□	□	□	☞	□	A □ ◇ ⌘	□	□	C □	□	□	□	□
Weymouth (WEY)	d					1020								1103			1120
Upwey (UPW)	d					1024											1124
Dorchester West (DCW)	a																
Dorchester South (DCH)	d					1033								1113			1133
Moreton (Dorset) (MTN)	d					1039											1139
Wool (WOO)	d					1045											1145
Wareham (WRM)	d					1053								1128			1153
Holton Heath (HOL)	d					1056											1156
Hamworthy (HAM)	d					1101								1135			1201
Poole (POO)	4 a					1106								1139			1206
Poole (POO)	4 d					1058	1107							1140			1158 1207
Parkstone (Dorset) (PKS)	d					1102								1144			1202
Branksome (BSM)	d					1106								1148			1206
Bournemouth (BMH)	a					1111	1117							1154			1211 1217
Bournemouth (BMH)	d			1102		1122					1145	1159				1202	1222
Pokesdown (POK)	d			1106		1126										1206	1226
Christchurch (CHR)	d			1110		1130										1210	1230
Hinton Admiral (HNA)	d			1115												1215	
New Milton (NWM)	d			1119		1137										1219	1237
Sway (SWY)	d			1124												1224	
Yarmouth (I.O.W.) (YMH)	d								1105								
Lymington Pier (LYP)	a								1145								
Lymington Pier (LYP)	d					1127				1157							1227
Lymington Town (LYT)	d					1129				1159							1229
Brockenhurst (BCU)	3 a			1129	1138	1143				1208			1213			1229	1243
Brockenhurst (BCU)	3 d			1130		1144							1214			1230	1244
Beaulieu Road (BEU)	d															1235	
Ashurst New Forest (ANF)	d			1139												1239	
Totton (TTN)	d			1144												1244	
Redbridge (RDB)	d			1127												1227	
Millbrook (Hants) (MBK)	d			1131												1231	
Southampton Central (SOU)	a			1134	1150		1158				1213	1228		1234	1250		1258
Southampton Central (SOU)	d			1136	1155		1200				1215	1230		1236	1255		1300
St Denys (SDN)	d			1141										1241			
Swaythling (SWG)	d			1144										1244			
Southampton Airport Parkway (SOA) ←	d			1147	1203		1208				1223	1238		1247	1303		1308
Portsmouth Harbour (PMH)	d	1055												1155			
Portsmouth & Southsea (PMS)	d	1100												1200			
Fratton (FTN)	d	1104												1204			
Hilsea (HLS)	d	1108												1208			
Cosham (CSA)	d	1113												1213			
Portchester (PTC)	d	1118												1218			
Fareham (FRM)	d	1124												1224			
Botley (BOE)	d	1131												1232			
Hedge End (HDE)	d	1136												1236			
Eastleigh (ESL)	3 a	1142	1150	1206				←						1247	1250	1307	
Eastleigh (ESL)	3 d	1145	1151	1214				1214						1247	1251	1314	
Chandlers Ford (CFR)	d			1156	→									1256			
Romsey (ROM)	a			1203										1303			
Shawford (SHW)	d							1219									
Winchester (WIN)	d	1155				1218	1224a				1231	1248	1257				1318
Micheldever (MIC)	d	1203											1305				
Basingstoke (BSK)	a	1213				1234					1246		1315				1334
Reading (RDG)	7 a										1306						
Fleet (FLE)	a	1225											1327				
Farnborough (Main) (FNB)	a	1230											1332				
Woking (WOK)	a	1240										1320	1342				
Clapham Junction (CLJ)	10 a					1312											1412
London Waterloo (WAT)	15 a	1305				1321						1349	1409				1421

NOTES (see introductory pages for explanation of train operator codes and standard symbols)

- a Arrival time
- d Departure time
- A To Manchester Piccadilly
- C From Salisbury

## Weymouth, Bournemouth, Yarmouth (IOW), Lymington, Southampton, Portsmouth and Fareham to Winchester and London

## Mondays to Fridays

Operator	SW	GW	SW	SW	XC	SW	SW	SN	SW	SW	SW	SW	SW	SW	SW	SW	XC
Days of operation/Notes 1st Class/Reservations/Bus/Ferry Catering facilities	□	G	☪	□	A □◇ ⚓	□	□	H □	C □	□	□	□	□	□	☪	□	A □◇ ⚓
Weymouth (WEY)	d		1129			1203								1220			
Upwey (UPW)	d		1134											1224			
Dorchester West (DCW)	a		1142														
Dorchester South (DCH)	d					1213								1233			
Moreton (Dorset) (MTN)	d													1239			
Wool (WOO)	d													1245			
Wareham (WRM)	d					1228								1253			
Holton Heath (HOL)	d													1256			
Hamworthy (HAM)	d					1235								1301			
Poole (POO)	4 a					1239								1306			
Poole (POO)	4 d					1240								1258 1307			
Parkstone (Dorset) (PKS)	d					1244								1302			
Branksome (BSM)	d					1248								1306			
Bournemouth (BMH)	a					1254								1311 1317			
Bournemouth (BMH)	d					1245 1259							1302	1322			1345
Pokesdown (POK)	d												1306	1326			
Christchurch (CHR)	d												1310	1330			
Hinton Admiral (HNA)	d												1315				
New Milton (NWM)	d												1319	1337			
Sway (SWY)	d												1324				
Yarmouth (I.O.W.) (YMH)	☪ d		1205													1305	
Lymington Pier (LYP)	☪ a		1245													1345	
Lymington Pier (LYP)	d					1257							1327				1357
Lymington Town (LYT)	d					1259							1329				1359
Brockenhurst (BCU)	3 a					1308	1313						1329 1338	1343			1408
Brockenhurst (BCU)	3 d						1314						1330	1344			
Beaulieu Road (BEU)	d																
Ashurst New Forest (ANF)	d												1339				
Totton (TTN)	d												1344				
Redbridge (RDB)	d												1327				
Millbrook (Hants) (MBK)	d												1331				
Southampton Central (SOU)	a					1313 1328							1334 1350	1358			1411
Southampton Central (SOU)	d					1315 1330							1336 1355	1400			1415
St Denys (SDN)	d												1341				
Swaythling (SWG)	d												1344				
Southampton Airport Parkway (SOA) ←	d					1323 1338							1347 1403	1408			1423
Portsmouth Harbour (PMH)	☪ d												1255				
Portsmouth & Southsea (PMS)	d												1300				
Fratton (FTN)	d												1304				
Hilsea (HLS)	d												1308				
Cosham (CSA)	d												1313 1326				
Portchester (PTC)	d												1318 1330				
Fareham (FRM)	d												1324 1335				
Botley (BOE)	d												1331				
Hedge End (HDE)	d												1336				
Eastleigh (ESL)	3 a	←											1342 1348 1350 1406		←		
Eastleigh (ESL)	3 d	1314											1343	1351 1414		1414	
Chandlers Ford (CFR)	d												1356				
Romsey (ROM)	a												1403				
Shawford (SHW)	d	1319														1419	
Winchester (WIN)	d	1324a				1332 1348	1352							1418	1424a		1431
Micheldever (MIC)	d						1401										
Basingstoke (BSK)	a					1349	1411							1434			1446
Reading (RDG)	7 a					1407											1506
Fleet (FLE)	a						1422										
Farnborough (Main) (FNB)	a						1428										
Woking (WOK)	a					1421	1437										
Clapham Junction (CLJ)	10 a													1511			
London Waterloo (WAT)	← 15 a					1449 1506								1520			

NOTES (see introductory pages for explanation of train operator codes and standard symbols)

- a Arrival time
- d Departure time
- A To Manchester Piccadilly
- C From Salisbury
- G To Gloucester
- H From Brighton



**Weymouth, Bournemouth, Yarmouth (IOW), Lymington, Southampton, Portsmouth and Fareham to Winchester and London**

**Mondays to Fridays**

Operator	SW	SW	SW	SN	SW	SW	SW	SW	SW	XC	GW	SW	SW	SW	SW	SW	SW
Days of operation/Notes 1st Class/Reservations/Bus/Ferry Catering facilities	1	1	C	J	1	1	1	1	1	A 1 ◇ ⌘	G		1	1	1	C	1
Weymouth (WEY)	d 1303								1320					1403			
Upwey (UPW)	d								1324					1333			
Dorchester West (DCW)	a												1341				
Dorchester South (DCH)	d 1313								1333							1413	
Moreton (Dorset) (MTN)	d								1339								
Wool (WOO)	d								1345								
Wareham (WRM)	d 1328								1353							1428	
Holton Heath (HOL)	d								1356								
Hamworthy (HAM)	d 1335								1401							1435	
Poole (POO)	4 a 1339								1406							1439	
Poole (POO)	4 d 1340							1358	1407							1440	
Parkstone (Dorset) (PKS)	d 1344								1402							1444	
Branksome (BSM)	d 1348								1406							1448	
Bournemouth (BMH)	a 1354								1411	1417						1454	
Bournemouth (BMH)	d 1359				1402				1422		1445					1459	
Pokesdown (POK)	d				1406				1426								1502
Christchurch (CHR)	d				1410				1430								1506
Hinton Admiral (HNA)	d				1415												1510
New Milton (NWM)	d				1419				1437								1515
Sway (SWY)	d				1424												1519
Yarmouth (I.O.W.) (YMH)	d											1405					1524
Lymington Pier (LYP)	a											1445					
Lymington Pier (LYP)	d						1427						1457				
Lymington Town (LYT)	d						1429						1459				
Brockenhurst (BCU)	3 a 1413				1429	1438		1443					1508	1513			1529
Brockenhurst (BCU)	3 d 1414				1430			1444						1514			1530
Beaulieu Road (BEU)	d				1435												
Ashurst New Forest (ANF)	d				1439												1539
Totton (TTN)	d				1444												1544
Redbridge (RDB)	d		1427														1527
Millbrook (Hants) (MBK)	d		1431														1531
Southampton Central (SOU)	a 1428		1434		1452			1458		1513				1528		1534	1552
Southampton Central (SOU)	d 1430		1435	1445	1457			1500		1515				1530		1536	1555
St Denys (SDN)	d		1440														1541
Swaythling (SWG)	d		1443														1544
Southampton Airport Parkway (SOA) ←	d 1438		1446	1453	1505			1508		1523				1538		1547	1603
Portsmouth Harbour (PMH)	d	1355															1455
Portsmouth & Southsea (PMS)	d	1400															1500
Fratton (FTN)	d	1404															1504
Hilsea (HLS)	d	1408															1508
Cosham (CSA)	d	1413															1513
Portchester (PTC)	d	1418															1518
Fareham (FRM)	d	1424															1524
Botley (BOE)	d	1431															1531
Hedge End (HDE)	d	1436															1536
Eastleigh (ESL)	3 a 1442	1450	1456	1508						←						1542	1550
Eastleigh (ESL)	3 d 1443	1450		1514						1514						1543	1551
Chandlers Ford (CFR)	d				→												1556
Romsey (ROM)	a		1503														1603
Shawford (SHW)	d									1519							
Winchester (WIN)	d 1448	1452						1518	1524a	1531				1548	1552		
Micheldever (MIC)	d	1501															1602
Basingstoke (BSK)	a	1511						1534		1546							1612
Reading (RDG)	7 a									1609							
Fleet (FLE)	a		1523														1623
Farnborough (Main) (FNB)	a		1528														1629
Woking (WOK)	a 1520	1538												1620	1638		
Clapham Junction (CLJ)	10 a							1611									
London Waterloo (WAT)	15 a	1549	1607					1620						1649	1704		

NOTES (see introductory pages for explanation of train operator codes and standard symbols)

- a Arrival time
- d Departure time
- A To Manchester Piccadilly
- C From Salisbury
- G To Gloucester
- J To Brighton

**Weymouth, Bournemouth, Yarmouth (IOW), Lymington, Southampton, Portsmouth and Fareham to Winchester and London**

**Mondays to Fridays**

Operator	SW	SW	SW	SW	SW	SW	XC A	SW	SW	SW C	SW	SW	SW	SW	SW	SW	GW G	SW MFO
Days of operation/Notes 1st Class/Reservations/Bus/Ferry Catering facilities	□	□	□	□	☞	□	□ ◇ ⚓	□	□	□	□	□	□	□	□	□	□	☞
Weymouth (WEY)	d		1420					1503							1520		1528	
Upwey (UPW)	d		1424												1524		1533	
Dorchester West (DCW)	a																1541	
Dorchester South (DCH)	d		1433					1513							1533			
Moreton (Dorset) (MTN)	d		1439												1539			
Wool (WOO)	d		1445												1545			
Wareham (WRM)	d		1453					1528							1553			
Holton Heath (HOL)	d		1456												1556			
Hamworthy (HAM)	d		1501					1535							1601			
Poole (POO)	4 a		1506					1539							1606			
Poole (POO)	4 d		1458 1507					1540							1558 1607			
Parkstone (Dorset) (PKS)	d		1502					1544							1602			
Branksome (BSM)	d		1506					1548							1606			
Bournemouth (BMH)	a		1511 1517					1554							1611 1617			
Bournemouth (BMH)	d		1522					1545 1559							1602			
Pokesdown (POK)	d		1526												1606			
Christchurch (CHR)	d		1530												1610			
Hinton Admiral (HNA)	d														1615			
New Milton (NWM)	d		1537												1619			
Sway (SWY)	d														1624			
Yarmouth (I.O.W.) (YMH)	☞ d					1505												1605
Lymington Pier (LYP)	☞ a					1545												1645
Lymington Pier (LYP)	d	1527					1557								1627			
Lymington Town (LYT)	d	1529					1559								1629			
Brockenhurst (BCU)	3 a	1538	1543				1608		1613				1629	1638	1643			
Brockenhurst (BCU)	3 d		1544						1614				1630		1644			
Beaulieu Road (BEU)	d												1635					
Ashurst New Forest (ANF)	d												1639					
Totton (TTN)	d												1644					
Redbridge (RDB)	d												1627					
Millbrook (Hants) (MBK)	d												1631					
Southampton Central (SOU)	a		1558					1613 1628		1634	1650				1658			
Southampton Central (SOU)	d		1600					1615 1630		1636	1652				1700			
St Denys (SDN)	d									1641	1657							
Swaythling (SWG)	d									1644	1700							
Southampton Airport Parkway (SOA) ←	d		1608					1623 1638		1647	1704				1708			
Portsmouth Harbour (PMH)	☞ d									1555								
Portsmouth & Southsea (PMS)	d									1600								
Fratton (FTN)	d									1604								
Hilsea (HLS)	d									1608								
Cosham (CSA)	d									1613								
Portchester (PTC)	d									1618								
Fareham (FRM)	d									1624								
Botley (BOE)	d									1631								
Hedge End (HDE)	d									1636								
Eastleigh (ESL)	3 a				←					1642	1650 1707					←		
Eastleigh (ESL)	3 d				1614					1643	1651 1712					1712		
Chandlers Ford (CFR)	d										1656							
Romsey (ROM)	a										1703							
Shawford (SHW)	d				1619													1717
Winchester (WIN)	d		1618		1624a			1632 1648	1652						1718			1723
Micheldever (MIC)	d									1701								
Basingstoke (BSK)	a		1634					1647		1711					1734			1739
Reading (RDG)	7 a							1707										
Fleet (FLE)	a									1722								
Farnborough (Main) (FNB)	a									1728								
Woking (WOK)	a								1720	1737								
Clapham Junction (CLJ)	10 a		1711												1811			
London Waterloo (WAT)	15 a		1720						1749	1804					1820			

**NOTES** (see introductory pages for explanation of train operator codes and standard symbols)

- a Arrival time
- d Departure time
- A To Manchester Piccadilly
- C From Salisbury
- G To Gloucester
- MFO Mondays and Fridays only

Weymouth, Bournemouth, Yarmouth (IOW), Lymington, Southampton, Portsmouth and Fareham to Winchester and London

**Mondays to Fridays**

Operator	SW	XC A A ◇ ⚓	SW	SW	SW	SW	SW	SW C	SW	SW	SW	SW	SW	SW	SW	XC A A ◇ ⚓	SW	SW
Days of operation/Notes 1st Class/Reservations/Bus/Ferry Catering facilities	⏰		⏰	⏰	⏰	⏰	⏰		⏰	⏰	⏰	⏰	⏰	⏰	⏰		⏰	⏰
Weymouth (WEY)	d			1603								1620					1703	
Upwey (UPW)	d											1624						
Dorchester West (DCW)	a																	
Dorchester South (DCH)	d			1613								1633					1713	
Moreton (Dorset) (MTN)	d											1639						
Wool (WOO)	d											1645						
Wareham (WRM)	d			1628								1653					1728	
Holton Heath (HOL)	d											1656						
Hamworthy (HAM)	d			1635								1701					1735	
Poole (POO)	4 a			1639								1706					1739	
Poole (POO)	4 d			1640								1658 1707					1740	
Parkstone (Dorset) (PKS)	d			1644								1702					1744	
Branksome (BSM)	d			1648								1706					1748	
Bournemouth (BMH)	a			1654								1711 1717					1754	
Bournemouth (BMH)	d		1645	1659					1702			1722				1745	1759	
Pokesdown (POK)	d								1706			1726						
Christchurch (CHR)	d								1710			1730						
Hinton Admiral (HNA)	d								1715									
New Milton (NWM)	d								1719			1737						
Sway (SWY)	d								1724									
Yarmouth (I.O.W.) (YMH)	d	⚓													1705			
Lymington Pier (LYP)	a	⚓													1745			
Lymington Pier (LYP)	d		1659								1729					1759		
Lymington Town (LYT)	d		1701								1731					1801		
Brockenhurst (BCU)	3 a		1709		1713					1729	1739	1743				1809		1813
Brockenhurst (BCU)	3 d			1714						1730		1744						1814
Beaulieu Road (BEU)	d																	
Ashurst New Forest (ANF)	d									1739								
Totton (TTN)	d									1744								
Redbridge (RDB)	d								1727									
Millbrook (Hants) (MBK)	d								1731									
Southampton Central (SOU)	a		1711	1728					1734	1750		1758				1813	1828	
Southampton Central (SOU)	d		1715	1724	1730				1736	1752		1800				1815	1830	
St Denys (SDN)	d								1741	1757								
Swaythling (SWG)	d								1744	1800								
Southampton Airport Parkway (SOA)	← d		1723	1732	1738				1747	1804		1808				1823	1838	
Portsmouth Harbour (PMH)	d	⚓				1655												1755
Portsmouth & Southsea (PMS)	d					1700												1800
Fratton (FTN)	d					1704												1804
Hilsea (HLS)	d					1708												1808
Cosham (CSA)	d					1713												1813
Portchester (PTC)	d					1718												1818
Fareham (FRM)	d					1724												1824
Botley (BOE)	d					1731												1831
Hedge End (HDE)	d					1736												1836
Eastleigh (ESL)	3 a		1735	1742	←	1750	1807						←					1842
Eastleigh (ESL)	3 d		1745	1743	1745	1751	1812						1812					1843
Chandlers Ford (CFR)	d		←				1756	←										
Romsey (ROM)	a						1803											
Shawford (SHW)	d					1751								1817				
Winchester (WIN)	d		1731	1748	1752	1757						1818	1823			1832	1848	1852
Micheldever (MIC)	d				1801													1901
Basingstoke (BSK)	a		1746		1811	1814						1834	1839			1847		1911
Reading (RDG)	7 a		1807													1907		
Fleet (FLE)	a				1823													1922
Farnborough (Main) (FNB)	a				1828													1928
Woking (WOK)	a			1820	1838												1924	1938
Clapham Junction (CLJ)	10 a											1911						
London Waterloo (WAT)	← 15 a			1849	1904							1920					1951	2004

NOTES (see introductory pages for explanation of train operator codes and standard symbols)

- a Arrival time
- d Departure time
- A To Manchester Piccadilly
- C From Salisbury

**Weymouth, Bournemouth, Yarmouth (IOW), Lymington, Southampton, Portsmouth and Fareham to Winchester and London**

**Mondays to Fridays**

Operator	SW	SW	SW	SW	SW	SW	GW	XC	SW	SW	SW	SW	SW	SW	SW	SW	SW
Days of operation/Notes 1st Class/Reservations/Bus/Ferry Catering facilities	C	□	□	□	□	□	K	A □◇ ⌘	□	□	MFO ☰	□	C	□	□	□	□
Weymouth (WEY)	d				1720		1728		1803								1820
Upwey (UPW)	d				1724		1733										1824
Dorchester West (DCW)	a						1741										
Dorchester South (DCH)	d				1733				1813								1833
Moreton (Dorset) (MTN)	d				1739												1839
Wool (WOO)	d				1745												1845
Wareham (WRM)	d				1753				1828								1853
Holton Heath (HOL)	d				1756												1856
Hamworthy (HAM)	d				1801				1835								1901
Poole (POO)	4 a				1806				1839								1906
Poole (POO)	4 d				1758	1807			1840								1858 1907
Parkstone (Dorset) (PKS)	d				1802				1844								1902
Branksome (BSM)	d				1806				1848								1906
Bournemouth (BMH)	a				1811	1817			1854								1911 1917
Bournemouth (BMH)	d		1802		1822			1845	1859						1902		1922
Pokesdown (POK)	d		1806		1826										1906		1926
Christchurch (CHR)	d		1810		1830										1910		1930
Hinton Admiral (HNA)	d		1815												1915		
New Milton (NWM)	d		1819		1837										1919		1937
Sway (SWY)	d		1824												1924		
Yarmouth (I.O.W.) (YMH)	d										1805						
Lymington Pier (LYP)	a										1845						
Lymington Pier (LYP)	d			1829								1903					
Lymington Town (LYT)	d			1831								1905					
Brockenhurst (BCU)	3 a		1829	1839	1843			1859	1913			1914		1929		1943	
Brockenhurst (BCU)	3 d		1830		1844			1900	1914					1930		1944	
Beaulieu Road (BEU)	d		1835														
Ashurst New Forest (ANF)	d		1839											1939			
Totton (TTN)	d		1844											1944			
Redbridge (RDB)	d	1827											1927				
Millbrook (Hants) (MBK)	d	1831											1931				
Southampton Central (SOU)	a	1834	1853		1858			1913	1928				1934	1952		1958	
Southampton Central (SOU)	d	1836	1857		1900			1915	1930				1936	1955		2000	
St Denys (SDN)	d	1841											1941				
Swaythling (SWG)	d	1844											1944				
Southampton Airport Parkway (SOA)	d	1847	1905		1908			1923	1938				1947	2003		2008	
Portsmouth Harbour (PMH)	d										1855						
Portsmouth & Southsea (PMS)	d										1900						
Fratton (FTN)	d										1904						
Hilsea (HLS)	d										1908						
Cosham (CSA)	d										1913						
Portchester (PTC)	d										1918						
Fareham (FRM)	d										1924						
Botley (BOE)	d										1931						
Hedge End (HDE)	d										1936						
Eastleigh (ESL)	3 a	1850	1908								1942		1950	2006			
Eastleigh (ESL)	3 d	1851	1912			1912					1943		1951	2011			2011
Chandlers Ford (CFR)	d	1856											1956				
Romsey (ROM)	a	1903											2003				
Shawford (SHW)	d					1917											2016
Winchester (WIN)	d				1918	1923		1931	1948	1952						2018	2021a
Micheldever (MIC)	d									2001							
Basingstoke (BSK)	a				1934	1939		1946		2011						2034	
Reading (RDG)	7 a							2009									
Fleet (FLE)	a										2022						
Farnborough (Main) (FNB)	a										2028						
Woking (WOK)	a								2020	2038						2053	
Clapham Junction (CLJ)	10 a				2010											2116	
London Waterloo (WAT)	15 a				2019				2049	2105						2129	

NOTES (see introductory pages for explanation of train operator codes and standard symbols)

- a Arrival time
- d Departure time
- A To Manchester Piccadilly
- C From Salisbury
- K To Bristol Temple Meads
- MFO Mondays and Fridays only

Weymouth, Bournemouth, Yarmouth (IOW), Lymington, Southampton, Portsmouth and Fareham to Winchester and London

**Mondays to Fridays**

	Operator	Days of operation/Notes																Operator	SW MFO	SW N	SW C	GW K
		SW	XC L	SW	SW	SW	SW	SW	SW	SW	SW	SW	SW	SW	SW	SW	SW					
	1st Class/Reservations/Bus/Ferry																					
Weymouth (WEY)	d			1903									1920				1959					
Upwey (UPW)	d												1924									
Dorchester West (DCW)	a																					
Dorchester South (DCH)	d			1913									1937e				2011c					
Moreton (Dorset) (MTN)	d												1943									
Wool (WOO)	d												1949									
Wareham (WRM)	d			1928									1957				2028c					
Holton Heath (HOL)	d																					
Hamworthy (HAM)	d			1935									2003				2035					
Poole (POO)	a			1939									2008				2039					
Poole (POO)	d			1940								1950	2009				2040					
Parkstone (Dorset) (PKS)	d			1944								1954					2044					
Branksome (BSM)	d			1948								1957					2048					
Bournemouth (BMH)	a			1954								2002	2018				2054					
<hr/>																						
Bournemouth (BMH)	d		1945	1959								2005	2022				2059					
Pokesdown (POK)	d											2009	2026									
Christchurch (CHR)	d											2013	2030									
Hinton Admiral (HNA)	d											2018										
New Milton (NWM)	d											2022	2037									
Sway (SWY)	d											2027										
Yarmouth (I.O.W.) (YMH)	d			1905													2005					
Lymington Pier (LYP)	a			1945													2045					
Lymington Pier (LYP)	d	1933				2003								2033				2103				
Lymington Town (LYT)	d	1935				2005								2035				2105				
Brockenhurst (BCU)	a	1944		2013		2014						2032	2043	2044	2113			2114				
Brockenhurst (BCU)	d			2014								2033	2044		2114							
Beaulieu Road (BEU)	d											2038										
Ashurst New Forest (ANF)	d											2042										
Totton (TTN)	d											2047										
Redbridge (RDB)	d											2027									2127	
Millbrook (Hants) (MBK)	d											2031									2131	
Southampton Central (SOU)	a		2011	2028								2034	2053	2058			2128				2134	
<hr/>																						
Southampton Central (SOU)	d		2015	2030								2036	2055	2100			2130				2136	
St Denys (SDN)	d											2041									2141	
Swaythling (SWG)	d											2044									2144	
Southampton Airport Parkwy (SOA)	d		2023	2037								2047	2103	2107			2138				2147	
<hr/>																						
Portsmouth Harbour (PMH)	d							1955											2055		2123	
Portsmouth & Southsea (PMS)	d							2000											2100		2127	
Fratton (FTN)	d							2004											2104		2131	
Hilsea (HLS)	d							2008											2108			
Cosham (CSA)	d							2013											2113			
Portchester (PTC)	d							2018											2118			
Fareham (FRM)	d							2026											2124		2147c	
Botley (BOE)	d							2033											2131			
Hedge End (HDE)	d							2038											2136			
Eastleigh (ESL)	a							2044	2050	2106								2144	2150	2202		
Eastleigh (ESL)	d							2045	2051	2111			2111					2145	2151			
Chandlers Ford (CFR)	d							2056											2156			
Romsey (ROM)	a							2103											2204			
Shawford (SHW)	d							2051						2116								
Winchester (WIN)	d		2032	2048				2057					2118	2121a			2148		2154			
Micheldever (MIC)	d							2108											2203			
Basingstoke (BSK)	a		2047					2122					2135						2205			
Reading (RDG)	a		2108																			
Fleet (FLE)	a							2140													2240	
Farnborough (Main) (FNB)	a							2145													2245	
Woking (WOK)	a			2119				2158					2155				2219				2258	
Clapham Junction (CLJ)	a												2215									
London Waterloo (WAT)	a			2148				2232					2224				2244				2332	

NOTES (see introductory pages for explanation of train operator codes and standard symbols)

- a Arrival time
- d Departure time
- c Arrives 3 minutes earlier
- e Arrives 6 minutes earlier
- C From Salisbury
- K To Bristol Temple Meads
- L To Birmingham New Street
- M Also calls at Hook 2131, Winchfield 2135, Brookwood 2153, Weybridge 2205, Walton-On-Thames 2209 and Surbiton 2216
- N Also calls at Hook 2231, Winchfield 2235, Brookwood 2253, Weybridge 2305, Walton-On-Thames 2309 and Surbiton 2316
- MFO Mondays and Fridays only

**Weymouth, Bournemouth, Yarmouth (IOW), Lymington, Southampton, Portsmouth and Fareham to Winchester and London**

**Mondays to Fridays**

Operator	Days of operation/Notes	SW Π	GW K	SW Π	SW Π	SW Π	SW Π	SW C Π	SW FO P Π	SW FX Q Π	SW MFO Π	SW Π	SN R	GW FX S	SW C Π	SW Π	SW Π
Weymouth (WEY)	d	2006	2014						2100	2100				2128		2210	2310
Upwey (UPW)	d	2010	2019						2104	2104				2133		2214	2314
Dorchester West (DCW)	a		2027											2141			
Dorchester South (DCH)	d	2021f							2112	2112						2223	2322
Moreton (Dorset) (MTN)	d	2027							2119	2119						2229	2329
Wool (WOO)	d	2033							2125	2125						2235	2335
Wareham (WRM)	d	2042							2132	2132						2243	2342
Holton Heath (HOL)	d																
Hamworthy (HAM)	d	2048							2139	2139						2249	2349
Poole (POO)	<b>4</b> a	2053							2143	2143						2254	2353
Poole (POO)	<b>4</b> d	2054							2144	2144						2255	2354
Parkstone (Dorset) (PKS)	d	2058							2148	2148						2259	
Branksome (BSM)	d	2101							2152	2152						2302	
Bournemouth (BMH)	a	2107							2158	2158						2308	0003
Bournemouth (BMH)	d	2112							2212	2212							2312
Pokesdown (POK)	d	2116							2216	2216							2316
Christchurch (CHR)	d	2120							2220	2220							2320
Hinton Admiral (HNA)	d	2125							2225	2225							2325
New Milton (NWM)	d	2129							2229	2229							2329
Sway (SWY)	d	2134							2234	2234							2334
Yarmouth (I.O.W.) (YMH)	d			2105							2150						
Lymington Pier (LYP)	a			2145							2230						
Lymington Pier (LYP)	d		2133		2203							2236					
Lymington Town (LYT)	d		2135		2205							2238					
Brockenhurst (BCU)	<b>3</b> a	2138	2144		2214				2238	2238		2247				2338	
Brockenhurst (BCU)	<b>3</b> d	2139							2239	2239						2339	
Beaulieu Road (BEU)	d																
Ashurst New Forest (ANF)	d	2147							2247	2247						2347	
Totton (TTN)	d	2152							2252	2252						2352	
Redbridge (RDB)	d							2227								2316	
Millbrook (Hants) (MBK)	d							2231								2319	
Southampton Central (SOU)	a	2157						2234	2257	2257					2322	2357	
Southampton Central (SOU)	d	2200						2236	2300	2300			2311		2323		
St Denys (SDN)	d							2241							2328		
Swaythling (SWG)	d							2244							2331		
Southampton Airport Parkwy (SOA)	d	2208						2247	2308	2308			2319		2334		
Portsmouth Harbour (PMH)	d						2155										
Portsmouth & Southsea (PMS)	d						2200										
Fratton (FTN)	d						2204										
Hilsea (HLS)	d						2208										
Cosham (CSA)	d						2213										
Portchester (PTC)	d						2218										
Fareham (FRM)	d						2224										
Botley (BOE)	d						2231										
Hedge End (HDE)	d						2236										
Eastleigh (ESL)	<b>3</b> a	2211					2242	2250	2311	2311			2323		2338		
Eastleigh (ESL)	<b>3</b> d	2212						2251	2312	2312					2338		
Chandlers Ford (CFR)	a							2256							2343		
Romsey (ROM)	a							2303							2351		
Shawford (SHW)	d	2218							2318	2318							
Winchester (WIN)	d	2224							2324	2324							
Micheldever (MIC)	d								2333	2333							
Basingstoke (BSK)	a	2240							2343	2343							
Reading (RDG)	<b>7</b> a																
Fleet (FLE)	a								0001	0001							
Farnborough (Main) (FNB)	a								0006	0006							
Woking (WOK)	a	2300							0018	0020							
Clapham Junction (CLJ)	<b>10</b> a	2320															
London Waterloo (WAT)	<b>15</b> a	2330															

**NOTES (see introductory pages for explanation of train operator codes and standard symbols)**

- a Arrival time
- d Departure time
- f Arrives 4 minutes earlier
- C From Salisbury
- K To Bristol Temple Meads
- P Also calls at Hook 2351, Winchfield 2355 and Brookwood 0013
- Q Also calls at Hook 2351, Winchfield 2355 and Brookwood 0013
- R To Littlehampton
- S To Westbury
- FO Fridays only
- FX Not Fridays
- MFO Mondays and Fridays only



Weymouth, Bournemouth, Yarmouth (IOW), Lymington, Southampton, Portsmouth and Fareham to Winchester and London

Saturdays

Operator	SW A	XC B	SW A	SW	SW C	SW	XC B	SW	SW D	SW	SW	SW	SW	SW	XC B	SW	SW
Days of operation/Notes 1st Class/Reservations/Bus/Ferry Catering facilities	□	□◇ ⚓	□	□	□	□	□◇ ⚓	□	□	□	□	□	□	□	□◇ ⚓	□	□
Weymouth (WEY)	d																0542
Upwey (UPW)	d																
Dorchester West (DCW)	a																
Dorchester South (DCH)	d																0552
Moreton (Dorset) (MTN)	d																
Wool (WOO)	d																0602
Wareham (WRM)	d																0610
Holton Heath (HOL)	d																0613
Hamworthy (HAM)	d																0618
Poole (POO)	4 a																0623
Poole (POO)	4 d									0528							0624
Parkstone (Dorset) (PKS)	d									0532							0628
Branksome (BSM)	d									0536							0631
Bournemouth (BMH)	a									0541							0637
Bournemouth (BMH)	d									0543					0635		0642
Pokesdown (POK)	d									0547							0646
Christchurch (CHR)	d									0551							0650
Hinton Admiral (HNA)	d									0556							0655
New Milton (NWM)	d									0600							0700
Sway (SWY)	d									0605							0705
Yarmouth (I.O.W.) (YMH)	d	⚓															
Lymington Pier (LYP)	a	⚓															
Lymington Pier (LYP)	d												0627			0657	
Lymington Town (LYT)	d												0629			0659	
Brockenhurst (BCU)	3 a									0610			0637			0707	0709
Brockenhurst (BCU)	3 d									0611							0710
Beaulieu Road (BEU)	d																
Ashurst New Forest (ANF)	d									0618							0718
Totton (TTN)	d									0623							0723
Redbridge (RDB)	d									0616							
Millbrook (Hants) (MBK)	d									0620							
Southampton Central (SOU)	a									0623	0629		←		0704		0728
Southampton Central (SOU)	d	0511	0515		0530	0557	0616		0635	0630			0635	0700	0715		0730
St Denys (SDN)	d				0535				→				0640				
Swaythling (SWG)	d				0538								0643				
Southampton Airport Parkway (SOA)	← d	0519	0523		0541	0605	0624			0638			0646		0708	0723	0738
Portsmouth Harbour (PMH)	d							0540				0555					
Portsmouth & Southsea (PMS)	d							0544				0600					
Fratton (FTN)	d							0548				0604					
Hilsea (HLS)	d											0608					
Cosham (CSA)	d			0509				0556				0613					
Portchester (PTC)	d			0513								0618					
Fareham (FRM)	d			0520				0605				0624					
Botley (BOE)	d			0527								0632					
Hedge End (HDE)	d			0532								0636					
Eastleigh (ESL)	3 a	0523		←	0538	0545	0608		0618			0643	0650		0711		
Eastleigh (ESL)	3 d	0524		0524		0546	0609					0643	0650		0713		
Chandlers Ford (CFR)	d	→											0655				
Romsey (ROM)	a												0703				
Shawford (SHW)	d				0552							0649			0718		
Winchester (WIN)	d		0531	0536	0600c	0621	0632			0648	0655			0725	0733		0748
Micheldever (MIC)	d				0608						0704						
Basingstoke (BSK)	a		0546	0552	0618	0639	0647			0704	0714			0741	0748		
Reading (RDG)	7 a		0609				0706								0807		
Fleet (FLE)	a			0610		0640						0725					
Farnborough (Main) (FNB)	a			0615		0645						0731					
Woking (WOK)	a			0630		0658	0659				0723	0740					0822
Clapham Junction (CLJ)	10 a			0650		0728					0743			0822			
London Waterloo (WAT)	↻ 15 a			0659		0737	0729				0752	0805			0831		0848

NOTES (see introductory pages for explanation of train operator codes and standard symbols)

- a Arrival time
- d Departure time
- c Arrives 3 minutes earlier
- A Also calls at Hook 0601, Winchfield 0605 and Brookwood 0623
- B To Manchester Piccadilly
- C Also calls at Hook 0631, Winchfield 0635, Brookwood 0653, Weybridge 0705, Walton-On-Thames 0709 and Surbiton 0716
- D From Romsey

**Weymouth, Bournemouth, Yarmouth (IOW), Lymington, Southampton, Portsmouth and Fareham to Winchester and London**

**Saturdays**

Operator	SW	SW	SW	SW	SW	SW	XC	GW	SW	SW	SW	SW	SW	SW	SW	SW
Days of operation/Notes 1st Class/Reservations/Bus/Ferry Catering facilities	□	E □	□	□	□	□	B □ ◇ □ ⚓	F	E □	⚓ □	□	□	□	E □	□	□
Weymouth (WEY)	d				0617			0638				0655				
Upwey (UPW)	d				0621			0643				0659				
Dorchester West (DCW)	a							0651								
Dorchester South (DCH)	d				0629							0707				
Moreton (Dorset) (MTN)	d				0636							0714				
Wool (WOO)	d				0642							0720				
Wareham (WRM)	d				0649							0727				
Holton Heath (HOL)	d				0653							0731				
Hamworthy (HAM)	d				0658							0736				
Poole (POO)	4 a				0702							0740				
Poole (POO)	4 d			0650								0741				
Parkstone (Dorset) (PKS)	d			0654								0745				
Branksome (BSM)	d			0657								0749				
Bournemouth (BMH)	a			0702								0754				
Bournemouth (BMH)	d			0705			0745					0759			0802	
Pokesdown (POK)	d			0709											0806	
Christchurch (CHR)	d			0713											0810	
Hinton Admiral (HNA)	d			0718											0815	
New Milton (NWM)	d			0722											0819	
Sway (SWY)	d			0727											0824	
Yarmouth (I.O.W.) (YMH)	⚓ d									0655						
Lymington Pier (LYP)	⚓ a									0735						
Lymington Pier (LYP)	d				0727						0757					0827
Lymington Town (LYT)	d				0729						0759					0829
Brockenhurst (BCU)	3 a			0732	0737	0743					0807	0813			0829	0837
Brockenhurst (BCU)	3 d			0733		0744						0814			0830	
Beaulieu Road (BEU)	d														0835	
Ashurst New Forest (ANF)	d				0740										0839	
Totton (TTN)	d				0745										0844	
Redbridge (RDB)	d			0721						0821						
Millbrook (Hants) (MBK)	d			0724						0824						
Southampton Central (SOU)	a			0730	0752		0758	0813		0827		0828		←	0852	
Southampton Central (SOU)	d			0736	0755		0800	0815		0835		0830			0835	0855
St Denys (SDN)	d				0741					←					0840	
Swaythling (SWG)	d				0744										0843	
Southampton Airport Parkway (SOA)	← d				0747	0803		0808		0823			0838		0846	0903
Portsmouth Harbour (PMH)	⚓ d	0655											0755			
Portsmouth & Southsea (PMS)	d	0700											0800			
Fratton (FTN)	d	0704											0804			
Hilsea (HLS)	d	0708											0808			
Cosham (CSA)	d	0713											0813			
Portchester (PTC)	d	0718											0818			
Fareham (FRM)	d	0724											0824			
Botley (BOE)	d	0732											0832			
Hedge End (HDE)	d	0736											0836			
Eastleigh (ESL)	3 a	0743	0750	0806			←						0843	0849	0906	
Eastleigh (ESL)	3 d	0743	0751	0812			0812						0843	0850	0914	
Chandlers Ford (CFR)	d			0756			→							0855	→	
Romsey (ROM)	a			0803										0903		
Shawford (SHW)	d						0817									
Winchester (WIN)	d	0753				0818	0822a	0831				0848	0853			
Micheldever (MIC)	d	0801											0901			
Basingstoke (BSK)	a	0811				0834		0846					0911			
Reading (RDG)	7 a							0907								
Fleet (FLE)	a	0823												0923		
Farnborough (Main) (FNB)	a	0829												0928		
Woking (WOK)	a	0839										0920	0938			
Clapham Junction (CLJ)	10 a					0911										
London Waterloo (WAT)	⚓ 15 a	0904				0920							0947	1003		

**NOTES** (see introductory pages for explanation of train operator codes and standard symbols)

- a Arrival time
- d Departure time
- B To Manchester Piccadilly
- E From Salisbury
- F To Gloucester

Weymouth, Bournemouth, Yarmouth (IOW), Lymington, Southampton, Portsmouth and Fareham to Winchester and London

Saturdays

Operator	SW	SW	SW	GW	XC	SW	SW	SW	SW	SW	SW	SW	SW	SW	XC	SW	SW
Days of operation/Notes 1st Class/Reservations/Bus/Ferry Catering facilities	□	□	□	F	B ◇ ⌘	□	□	□	E □	□	□	□	□	□	B ◇ ⌘	⚓	□
Weymouth (WEY)	d	0720		0733			0803						0820				
Upwey (UPW)	d	0724		0738									0824				
Dorchester West (DCW)	a			0746													
Dorchester South (DCH)	d	0732					0813						0833				
Moreton (Dorset) (MTN)	d	0739											0839				
Wool (WOO)	d	0745											0845				
Wareham (WRM)	d	0753					0828						0853				
Holton Heath (HOL)	d	0756											0856				
Hamworthy (HAM)	d	0801					0835						0901				
Poole (POO)	4 a	0806					0839						0906				
Poole (POO)	4 d	0758	0807				0840						0858	0907			
Parkstone (Dorset) (PKS)	d	0802					0844						0902				
Branksome (BSM)	d	0806					0848						0906				
Bournemouth (BMH)	a	0811	0817				0854						0911	0917			
Bournemouth (BMH)	d	0822			0845		0859				0902		0922		0945		
Pokesdown (POK)	d	0826								0906			0926				
Christchurch (CHR)	d	0830								0910			0930				
Hinton Admiral (HNA)	d									0915							
New Milton (NWM)	d	0837								0919			0937				
Sway (SWY)	d									0924							
Yarmouth (I.O.W.) (YMH)	⚓ d															0905	
Lymington Pier (LYP)	⚓ a															0945	
Lymington Pier (LYP)	d					0857						0927					0957
Lymington Town (LYT)	d					0859						0929					0959
Brockenhurst (BCU)	3 a	0843				0907	0913			0929	0937		0943		0959		1007
Brockenhurst (BCU)	3 d	0844					0914			0930			0944		1000		
Beaulieu Road (BEU)	d																
Ashurst New Forest (ANF)	d											0939					
Totton (TTN)	d											0944					
Redbridge (RDB)	d									0927							
Millbrook (Hants) (MBK)	d									0931							
Southampton Central (SOU)	a	0858			0913		0928			0934	0950		0958		1013		
Southampton Central (SOU)	d	0900			0915		0930			0936	0955		1000		1015		
St Denys (SDN)	d									0941							
Swaythling (SWG)	d									0944							
Southampton Airport Parkway (SOA)	⚓ d	0908			0923		0938			0947	1003		1008		1023		
Portsmouth Harbour (PMH)	⚓ d								0855								
Portsmouth & Southsea (PMS)	d								0900								
Fratton (FTN)	d								0904								
Hilsea (HLS)	d								0908								
Cosham (CSA)	d								0913								
Portchester (PTC)	d								0918								
Fareham (FRM)	d								0924								
Botley (BOE)	d								0932								
Hedge End (HDE)	d								0936								
Eastleigh (ESL)	3 a								0943	0950	1006						
Eastleigh (ESL)	3 d			0914					0943	0951	1014				1014		
Chandlers Ford (CFR)	d								0956		1003						
Romsey (ROM)	a								1003								
Shawford (SHW)	d			0919											1019		
Winchester (WIN)	d	0918	0924a		0932		0948	0953					1018	1024a	1031		
Micheldever (MIC)	d							1001									
Basingstoke (BSK)	a	0934			0947			1011					1034		1046		
Reading (RDG)	7 a				1007										1106		
Fleet (FLE)	a							1023									
Farnborough (Main) (FNB)	a							1028									
Woking (WOK)	a						1020	1038									
Clapham Junction (CLJ)	10 a	1011											1111				
London Waterloo (WAT)	15 a	1020					1047	1106					1120				

NOTES (see introductory pages for explanation of train operator codes and standard symbols)

- a Arrival time
- d Departure time
- B To Manchester Piccadilly
- E From Salisbury
- F To Gloucester

Weymouth, Bournemouth, Yarmouth (IOW), Lymington, Southampton, Portsmouth and Fareham to Winchester and London

Saturdays

Operator	SW	SW	SW	SW	SW	SW	SW	SW	GW	XC	SW	SW	SW	SW	SW	SW	SW
Days of operation/Notes 1st Class/Reservations/Bus/Ferry Catering facilities	□	□	E □	□	□	□	□	□	F	B □◇ ⌘	⚓	□	□	□	E □	□	□
Weymouth (WEY)	d	0903						0920						1003			
Upwey (UPW)	d							0924									
Dorchester West (DCW)	a										0943						
Dorchester South (DCH)	d	0913						0933						1013			
Moreton (Dorset) (MTN)	d							0939									
Wool (WOO)	d							0945									
Wareham (WRM)	d	0928						0953						1028			
Holton Heath (HOL)	d							0956									
Hamworthy (HAM)	d	0935						1001						1035			
Poole (POO)	4 a	0939						1006						1039			
Poole (POO)	4 d	0940					0958	1007						1040			
Parkstone (Dorset) (PKS)	d	0944					1002							1044			
Branksome (BSM)	d	0948					1006							1048			
Bournemouth (BMH)	a	0954					1011	1017						1054			
Bournemouth (BMH)	d	0959			1002			1022				1045		1059			1102
Pokesdown (POK)	d				1006			1026									1106
Christchurch (CHR)	d				1010			1030									1110
Hinton Admiral (HNA)	d				1015												1115
New Milton (NWM)	d				1019			1037									1119
Sway (SWY)	d				1024												1124
Yarmouth (I.O.W.) (YMH)	⚓ d											1005					
Lymington Pier (LYP)	⚓ a											1045					
Lymington Pier (LYP)	d					1027							1057				1127
Lymington Town (LYT)	d					1029							1059				1129
Brockenhurst (BCU)	3 a	1013			1029	1037		1043					1107	1113			1129
Brockenhurst (BCU)	3 d	1014			1030			1044						1114			1130
Beaulieu Road (BEU)	d				1035												
Ashurst New Forest (ANF)	d				1039												1139
Totton (TTN)	d				1044												1144
Redbridge (RDB)	d				1027												1127
Millbrook (Hants) (MBK)	d				1031												1131
Southampton Central (SOU)	a	1028			1034	1052		1058			1113			1128			1134
Southampton Central (SOU)	d	1030			1036	1055		1100			1115			1130			1136
St Denys (SDN)	d				1041												1141
Swaythling (SWG)	d				1044												1144
Southampton Airport Parkway (SOA)	← d	1038			1047	1103		1108			1123			1138			1147
Portsmouth Harbour (PMH)	⚓ d		0955														1055
Portsmouth & Southsea (PMS)	d		1000														1100
Fratton (FTN)	d		1004														1104
Hilsea (HLS)	d		1008														1108
Cosham (CSA)	d		1013														1113
Portchester (PTC)	d		1018														1118
Fareham (FRM)	d		1024														1124
Botley (BOE)	d		1032														1132
Hedge End (HDE)	d		1036														1136
Eastleigh (ESL)	3 a		1043	1050	1106				←								1143
Eastleigh (ESL)	3 d		1043	1051	1114				1114								1143
Chandlers Ford (CFR)	d			1056	→												1156
Romsey (ROM)	a			1103													1203
Shawford (SHW)	d								1119								
Winchester (WIN)	d	1048	1053					1118	1124a		1132			1148	1153		
Micheldever (MIC)	d		1101												1201		
Basingstoke (BSK)	a		1111					1134			1147				1211		
Reading (RDG)	7 a										1207						
Fleet (FLE)	a		1123												1223		
Farnborough (Main) (FNB)	a		1128												1228		
Woking (WOK)	a	1120	1138											1220	1238		
Clapham Junction (CLJ)	10 a							1211									
London Waterloo (WAT)	⌚ 15 a	1150	1209					1224						1248	1306		

NOTES (see introductory pages for explanation of train operator codes and standard symbols)

- a Arrival time
- d Departure time
- B To Manchester Piccadilly
- E From Salisbury
- F To Gloucester

Weymouth, Bournemouth, Yarmouth (IOW), Lymington, Southampton, Portsmouth and Fareham to Winchester and London

Saturdays

Operator	SW	SW	SW	XC B B B	SW B	SW	SW	SW	SW E	SW	SW	SW	SW	SW	GW F	XC B B	SW B
Days of operation/Notes 1st Class/Reservations/Bus/Ferry Catering facilities	□	□	□	□ ◇ ⚓	⚓	□	□	□	□	□	□	□	□	□	□	□ ◇ ⚓	⚓
Weymouth (WEY)	d	1020						1103						1120		1130	
Upwey (UPW)	d	1024												1124		1135	
Dorchester West (DCW)	a														1143		
Dorchester South (DCH)	d	1033						1113						1133			
Moreton (Dorset) (MTN)	d	1039												1139			
Wool (WOO)	d	1045												1145			
Wareham (WRM)	d	1053						1128						1153			
Holton Heath (HOL)	d	1056												1156			
Hamworthy (HAM)	d	1101						1135						1201			
Poole (POO)	4 a	1106						1139						1206			
Poole (POO)	4 d	1058	1107					1140						1158	1207		
Parkstone (Dorset) (PKS)	d	1102						1144						1202			
Branksome (BSM)	d	1106						1148						1206			
Bournemouth (BMH)	a	1111	1117					1154						1211	1217		
Bournemouth (BMH)	d	1122		1145				1159				1202		1222		1245	
Pokesdown (POK)	d	1126										1206		1226			
Christchurch (CHR)	d	1130										1210		1230			
Hinton Admiral (HNA)	d											1215					
New Milton (NWM)	d	1137										1219		1237			
Sway (SWY)	d											1224					
Yarmouth (I.O.W.) (YMH)	⚓ d				1105												1205
Lymington Pier (LYP)	⚓ a				1145												1245
Lymington Pier (LYP)	d					1157								1227			
Lymington Town (LYT)	d					1159								1229			
Brockenhurst (BCU)	3 a	1143				1207	1213					1229	1237	1243			
Brockenhurst (BCU)	3 d	1144					1214					1230		1244			
Beaulieu Road (BEU)	d											1235					
Ashurst New Forest (ANF)	d											1239					
Totton (TTN)	d											1244					
Redbridge (RDB)	d											1227					
Millbrook (Hants) (MBK)	d											1231					
Southampton Central (SOU)	a	1158		1211			1228	1234	1251			1258				1313	
Southampton Central (SOU)	d	1200		1215			1230	1236	1255			1300				1315	
St Denys (SDN)	d							1241									
Swaythling (SWG)	d							1244									
Southampton Airport Parkway (SOA)	← d	1208		1223			1238		1247	1303				1308			1323
Portsmouth Harbour (PMH)	⚓ d							1155									
Portsmouth & Southsea (PMS)	d							1200									
Fratton (FTN)	d							1204									
Hilsea (HLS)	d							1208									
Cosham (CSA)	d							1213									
Portchester (PTC)	d							1218									
Fareham (FRM)	d							1224									
Botley (BOE)	d							1232									
Hedge End (HDE)	d							1236									
Eastleigh (ESL)	3 a			←				1243	1250	1306				←			
Eastleigh (ESL)	3 d			1214				1243	1251	1314				1314			
Chandlers Ford (CFR)	d								1256	→							
Romsey (ROM)	a								1303								
Shawford (SHW)	d			1219												1319	
Winchester (WIN)	d	1218	1224a	1231			1248	1253						1318	1324a		1332
Micheldever (MIC)	d							1301									
Basingstoke (BSK)	a	1234		1246				1311						1334			1347
Reading (RDG)	7 a			1306													1409
Fleet (FLE)	a							1323									
Farnborough (Main) (FNB)	a							1328									
Woking (WOK)	a							1320	1338								
Clapham Junction (CLJ)	10 a	1311												1411			
London Waterloo (WAT)	⌚ 15 a	1320						1349	1404					1420			

NOTES (see introductory pages for explanation of train operator codes and standard symbols)

- a Arrival time
- d Departure time
- B To Manchester Piccadilly
- E From Salisbury
- F To Gloucester

Weymouth, Bournemouth, Yarmouth (IOW), Lymington, Southampton, Portsmouth and Fareham to Winchester and London

Saturdays

Operator	SW	SW	SW	SW	SW	SW	SW	SW	SW	SW	XC B	SW	SW	SW	SW	SW	SW	SW
Days of operation/Notes 1st Class/Reservations/Bus/Ferry Catering facilities	□	□	□	E □	□	□	□	□	□	□	□ ◇ ⌘	☎	□	□	□	E □	□	□
Weymouth (WEY)	d	1203							1220					1303				
Upwey (UPW)	d								1224									
Dorchester West (DCW)	a																	
Dorchester South (DCH)	d	1213							1233					1313				
Moreton (Dorset) (MTN)	d								1239									
Wool (WOO)	d								1245									
Wareham (WRM)	d	1228							1253					1328				
Holton Heath (HOL)	d								1256									
Hamworthy (HAM)	d	1235							1301					1335				
Poole (POO)	4 a	1239							1306					1339				
Poole (POO)	4 d	1240							1258 1307					1340				
Parkstone (Dorset) (PKS)	d	1244							1302					1344				
Branksome (BSM)	d	1248							1306					1348				
Bournemouth (BMH)	a	1254							1311 1317					1354				
Bournemouth (BMH)	d	1259				1302			1322		1345			1359				1402
Pokesdown (POK)	d					1306			1326									1406
Christchurch (CHR)	d					1310			1330									1410
Hinton Admiral (HNA)	d					1315												1415
New Milton (NWM)	d					1319			1337									1419
Sway (SWY)	d					1324												1424
Yarmouth (I.O.W.) (YMH)	☎ d											1305						
Lymington Pier (LYP)	☎ a											1345						
Lymington Pier (LYP)	d	1257						1327					1357					1427
Lymington Town (LYT)	d	1259						1329					1359					1429
Brockenhurst (BCU)	3 a	1307	1313			1329	1337		1343				1407	1413				1429
Brockenhurst (BCU)	3 d		1314			1330			1344					1414				1430
Beaulieu Road (BEU)	d																	1435
Ashurst New Forest (ANF)	d					1339												1439
Totton (TTN)	d					1344												1444
Redbridge (RDB)	d					1327												1427
Millbrook (Hants) (MBK)	d					1331												1431
Southampton Central (SOU)	a	1328				1334	1350		1358		1411			1428				1434 1450
Southampton Central (SOU)	d	1330				1336	1355		1400		1415			1430				1436 1455
St Denys (SDN)	d					1341												1441
Swaythling (SWG)	d					1344												1444
Southampton Airport Parkway (SOA)	☎ d	1338				1347	1403		1408		1423			1438				1447 1503
Portsmouth Harbour (PMH)	☎ d					1255												1355
Portsmouth & Southsea (PMS)	d					1300												1400
Fratton (FTN)	d					1304												1404
Hilsea (HLS)	d					1308												1408
Cosham (CSA)	d					1313												1413
Portchester (PTC)	d					1318												1418
Fareham (FRM)	d					1324												1424
Botley (BOE)	d					1332												1432
Hedge End (HDE)	d					1336												1436
Eastleigh (ESL)	3 a					1343	1350	1406			☐							1443 1450 1506
Eastleigh (ESL)	3 d					1343	1351	1414			1414							1443 1451 1514
Chandlers Ford (CFR)	d					1356		☐										1456
Romsey (ROM)	a					1403												1503
Shawford (SHW)	d										1419							
Winchester (WIN)	d	1348	1353						1418	1424a	1431			1448	1453			
Micheldever (MIC)	d					1401									1501			
Basingstoke (BSK)	a					1411			1434		1446				1511			
Reading (RDG)	7 a										1505							
Fleet (FLE)	a					1423												1523
Farnborough (Main) (FNB)	a					1428												1528
Woking (WOK)	a	1420	1438											1520	1538			
Clapham Junction (CLJ)	10 a								1511									
London Waterloo (WAT)	☎ 15 a	1449	1504						1520					1549	1604			

NOTES (see introductory pages for explanation of train operator codes and standard symbols)

- a Arrival time
- d Departure time
- B To Manchester Piccadilly
- E From Salisbury



## Weymouth, Bournemouth, Yarmouth (IOW), Lymington, Southampton, Portsmouth and Fareham to Winchester and London

### Saturdays

Operator	SW	SW	SW	GW	XC	SW	SW	SW	SW	SW	SW	SW	SW	SW	SW	XC	SW
Days of operation/Notes 1st Class/Reservations/Bus/Ferry Catering facilities	□	□	□	F	B ◇ ♠	☞	□	□	□	E □	□	□	□	□	□	B ◇ ♠	☞
Weymouth (WEY)	d	1320		1330				1403						1420			
Upwey (UPW)	d	1324		1335										1424			
Dorchester West (DCW)	a			1343													
Dorchester South (DCH)	d	1333						1413						1433			
Moreton (Dorset) (MTN)	d	1339												1439			
Wool (WOO)	d	1345												1445			
Wareham (WRM)	d	1353						1428						1453			
Holton Heath (HOL)	d	1356												1456			
Hamworthy (HAM)	d	1401						1435						1501			
Poole (POO)	4 a	1406						1439						1506			
Poole (POO)	4 d	1358	1407					1440						1458	1507		
Parkstone (Dorset) (PKS)	d	1402						1444						1502			
Branksome (BSM)	d	1406						1448						1506			
Bournemouth (BMH)	a	1411	1417					1454						1511	1517		
Bournemouth (BMH)	d	1422			1445			1459			1502			1522		1545	
Pokesdown (POK)	d	1426								1506				1526			
Christchurch (CHR)	d	1430								1510				1530			
Hinton Admiral (HNA)	d									1515							
New Milton (NWM)	d	1437								1519				1537			
Sway (SWY)	d									1524							
Yarmouth (I.O.W.) (YMH)	☞ d					1405											1505
Lymington Pier (LYP)	☞ a					1445											1545
Lymington Pier (LYP)	d							1457					1527				
Lymington Town (LYT)	d							1459					1529				
Brockenhurst (BCU)	3 a	1443						1507	1513			1529	1537	1543			
Brockenhurst (BCU)	3 d	1444							1514			1530		1544			
Beaulieu Road (BEU)	d																
Ashurst New Forest (ANF)	d											1539					
Totton (TTN)	d											1544					
Redbridge (RDB)	d										1527						
Millbrook (Hants) (MBK)	d										1531						
Southampton Central (SOU)	a	1458		1513			1528			1534	1550			1558		1613	
Southampton Central (SOU)	d	1500		1515			1530			1536	1555			1600		1615	
St Denys (SDN)	d									1541							
Swaythling (SWG)	d									1544							
Southampton Airport Parkway (SOA)	☞ d	1508		1523			1538			1547	1603			1608		1623	
Portsmouth Harbour (PMH)	☞ d							1455									
Portsmouth & Southsea (PMS)	d							1500									
Fratton (FTN)	d							1504									
Hilsea (HLS)	d							1508									
Cosham (CSA)	d							1513									
Portchester (PTC)	d							1518									
Fareham (FRM)	d							1524									
Botley (BOE)	d							1532									
Hedge End (HDE)	d							1536									
Eastleigh (ESL)	3 a		←					1543	1550	1606					←		
Eastleigh (ESL)	3 d		1514					1543	1551	1614				1614			
Chandlers Ford (CFR)	d								1556	→							
Romsey (ROM)	a								1603								
Shawford (SHW)	d		1519													1619	
Winchester (WIN)	d	1518	1524a		1533		1548	1553						1618	1624a	1631	
Micheldever (MIC)	d							1601									
Basingstoke (BSK)	a	1534			1548			1611						1634		1646	
Reading (RDG)	7 a				1606											1706	
Fleet (FLE)	a									1623							
Farnborough (Main) (FNB)	a									1628							
Woking (WOK)	a						1620	1638									
Clapham Junction (CLJ)	10 a	1611												1711			
London Waterloo (WAT)	☞ 15 a	1620						1648	1704					1720			

**NOTES** (see introductory pages for explanation of train operator codes and standard symbols)

- a Arrival time
- d Departure time
- B To Manchester Piccadilly
- E From Salisbury
- F To Gloucester

Weymouth, Bournemouth, Yarmouth (IOW), Lymington, Southampton, Portsmouth and Fareham to Winchester and London

Saturdays

Operator	SW	SW	SW	SW	SW	SW	SW	SW	SW	SW	GW	XC	SW	SW	SW	SW	SW	SW
Days of operation/Notes 1st Class/Reservations/Bus/Ferry Catering facilities	□	□	□	E □	□	□	□	□	□	□	F	B □◇ ⚓	⚓	□	□	□	E □	□
Weymouth (WEY)	d	1503							1520		1530					1603		
Upwey (UPW)	d								1524		1535							
Dorchester West (DCW)	a										1543							
Dorchester South (DCH)	d	1513							1533							1613		
Moreton (Dorset) (MTN)	d								1539									
Wool (WOO)	d								1545									
Wareham (WRM)	d	1528							1553							1628		
Holton Heath (HOL)	d								1556									
Hamworthy (HAM)	d	1535							1601							1635		
Poole (POO)	4 a	1539							1606							1639		
Poole (POO)	4 d	1540							1558 1607							1640		
Parkstone (Dorset) (PKS)	d	1544							1602							1644		
Branksome (BSM)	d	1548							1606							1648		
Bournemouth (BMH)	a	1554							1611 1617							1654		
Bournemouth (BMH)	d	1559				1602			1622			1645				1659		
Pokesdown (POK)	d					1606			1626									
Christchurch (CHR)	d					1610			1630									
Hinton Admiral (HNA)	d					1615												
New Milton (NWM)	d					1619			1637									
Sway (SWY)	d					1624												
Yarmouth (I.O.W.) (YMH)	⚓ d												1605					
Lymington Pier (LYP)	⚓ a												1645					
Lymington Pier (LYP)	d	1557						1627						1657				
Lymington Town (LYT)	d	1559						1629						1659				
Brockenhurst (BCU)	3 a	1607	1613			1629	1637		1643					1707	1713			
Brockenhurst (BCU)	3 d		1614			1630			1644							1714		
Beaulieu Road (BEU)	d					1635												
Ashurst New Forest (ANF)	d					1639												
Totton (TTN)	d					1644												
Redbridge (RDB)	d					1627												1727
Millbrook (Hants) (MBK)	d					1631												1731
Southampton Central (SOU)	a		1628			1634	1650		1658			1711			1728			1734
Southampton Central (SOU)	d		1630			1636	1655		1700			1715			1730			1736 1741
St Denys (SDN)	d					1641												1741 1746
Swaythling (SWG)	d					1644												1744 1749
Southampton Airport Parkwy (SOA)	⚓ d		1638			1647	1703		1708			1723			1738			1747 1752
Portsmouth Harbour (PMH)	⚓ d					1555										1655		
Portsmouth & Southsea (PMS)	d					1600										1700		
Fratton (FTN)	d					1604										1704		
Hilsea (HLS)	d					1608										1708		
Cosham (CSA)	d					1613										1713		
Portchester (PTC)	d					1618										1718		
Fareham (FRM)	d					1624										1724		
Botley (BOE)	d					1632										1732		
Hedge End (HDE)	d					1636										1736		
Eastleigh (ESL)	3 a					1643	1650	1706			1714					1743	1750	1756
Eastleigh (ESL)	3 d					1643	1651	1714			1714					1743	1751	1759
Chandlers Ford (CFR)	d					1656										1756		
Romsey (ROM)	a					1703										1803		
Shawford (SHW)	d										1719							1804
Winchester (WIN)	d		1648	1653					1718	1724a		1732			1748	1753		1810
Micheldever (MIC)	d			1701												1801		1819
Basingstoke (BSK)	a			1711					1734			1747				1811		1829
Reading (RDG)	7 a											1808						
Fleet (FLE)	a					1723												1823
Farnborough (Main) (FNB)	a					1728												1828
Woking (WOK)	a			1720	1738											1820		1838
Clapham Junction (CLJ)	10 a									1811								
London Waterloo (WAT)	15 a			1748	1804					1820						1847	1904	

NOTES (see introductory pages for explanation of train operator codes and standard symbols)

- a Arrival time
- d Departure time
- B To Manchester Piccadilly
- E From Salisbury
- F To Gloucester

**Weymouth, Bournemouth, Yarmouth (IOW), Lymington, Southampton, Portsmouth and Fareham to Winchester and London**

**Saturdays**

Operator	SW	SW	SW	SW	SW	XC B	SW	SW	SW	SW	SW	SW	SW	SW	SW	SW	SW	SW	GW G
Days of operation/Notes 1st Class/Reservations/Bus/Ferry Catering facilities	□	□	□	□	□	□◇ ⚓	☞	□	□	□	□	□	□	□	□	□	□	□	
Weymouth (WEY)	d				1620													1720	1734
Upwey (UPW)	d				1624													1724	1739
Dorchester West (DCW)	a																		1747
Dorchester South (DCH)	d				1633													1733	
Moreton (Dorset) (MTN)	d				1639													1739	
Wool (WOO)	d				1645													1745	
Wareham (WRM)	d				1653													1753	
Holton Heath (HOL)	d				1656													1756	
Hamworthy (HAM)	d				1701													1801	
Poole (POO)	4 a				1706													1806	
Poole (POO)	4 d				1658	1707												1758	1807
Parkstone (Dorset) (PKS)	d				1702													1802	
Branksome (BSM)	d				1706													1806	
Bournemouth (BMH)	a				1711	1717												1811	1817
Bournemouth (BMH)	d	1702			1722													1822	
Pokesdown (POK)	d	1706			1726													1826	
Christchurch (CHR)	d	1710			1730													1830	
Hinton Admiral (HNA)	d	1715																1815	
New Milton (NWM)	d	1719			1737													1819	1837
Sway (SWY)	d	1724																1824	
Yarmouth (I.O.W.) (YMH)	d																		
Lymington Pier (LYP)	a																		
Lymington Pier (LYP)	d				1727													1827	
Lymington Town (LYT)	d				1729													1829	
Brockenhurst (BCU)	3 a	1729	1737		1743													1829	1843
Brockenhurst (BCU)	3 d	1730			1744													1830	1844
Beaulieu Road (BEU)	d																	1835	
Ashurst New Forest (ANF)	d	1739																1839	
Totton (TTN)	d	1744																1844	
Redbridge (RDB)	d																	1827	
Millbrook (Hants) (MBK)	d																	1831	
Southampton Central (SOU)	a	1750			1758													1834	1858
Southampton Central (SOU)	d	1755			1800													1836	1900
St Denys (SDN)	d																	1855	
Swaythling (SWG)	d																	1844	
Southampton Airport Parkway (SOA)	← d	1803			1808													1847	1908
Portsmouth Harbour (PMH)	d																	1755	
Portsmouth & Southsea (PMS)	d																	1800	
Fratton (FTN)	d																	1804	
Hilsea (HLS)	d																	1808	
Cosham (CSA)	d																	1813	
Portchester (PTC)	d																	1818	
Fareham (FRM)	d																	1824	
Botley (BOE)	d																	1832	
Hedge End (HDE)	d																	1836	
Eastleigh (ESL)	3 a	1806																1843	1906
Eastleigh (ESL)	3 d	1814																1843	1914
Chandlers Ford (CFR)	d	←																1851	1914
Romsey (ROM)	a																	1856	1903
Shawford (SHW)	d																	1903	
Winchester (WIN)	d				1818	1824a	1831											1848	1853
Micheldever (MIC)	d																	1901	1918
Basingstoke (BSK)	a				1834													1911	1924a
Reading (RDG)	7 a																	1906	
Fleet (FLE)	a																	1923	
Farnborough (Main) (FNB)	a																	1928	
Woking (WOK)	a																	1920	1938
Clapham Junction (CLJ)	10 a				1911													1947	2004
London Waterloo (WAT)	← 15 a				1920													2004	2011
																			2020

**NOTES** (see introductory pages for explanation of train operator codes and standard symbols)

- a Arrival time
- d Departure time
- B To Manchester Piccadilly
- E From Salisbury
- G To Bristol Temple Meads

Weymouth, Bournemouth, Yarmouth (IOW), Lymington, Southampton, Portsmouth and Fareham to Winchester and London

Saturdays






Operator	XC B H J	SW E J	SW E J	SW E J	SW E J	SW E J	SW E J	SW E J	SW E J	SW E J	SW E J	SW E J	SW E J	SW E J	SW E J	SW E J	SW E J	SW E J
Days of operation/Notes 1st Class/Reservations/Bus/Ferry Catering facilities	1 1 1 1	1 1 1 1	1 1 1 1	1 1 1 1	1 1 1 1	1 1 1 1	1 1 1 1	1 1 1 1	1 1 1 1	1 1 1 1	1 1 1 1	1 1 1 1	1 1 1 1	1 1 1 1	1 1 1 1	1 1 1 1	1 1 1 1	1 1 1 1
Weymouth (WEY)	d		1803							1820					1903			
Upwey (UPW)	d									1824								
Dorchester West (DCW)	a																	
Dorchester South (DCH)	d		1813							1833					1913			
Moreton (Dorset) (MTN)	d									1839								
Wool (WOO)	d									1845								
Wareham (WRM)	d		1828							1853					1928			
Holton Heath (HOL)	d									1856								
Hamworthy (HAM)	d		1835							1901					1935			
Poole (POO)	4 a		1839							1906					1939			
Poole (POO)	4 d		1840							1858 1907					1940			
Parkstone (Dorset) (PKS)	d		1844							1902					1944			
Branksome (BSM)	d		1848							1906					1948			
Bournemouth (BMH)	a		1854							1911 1917					1954			
Bournemouth (BMH)	d	1845	1859				1902			1922		1945			1959			2002
Pokesdown (POK)	d						1906			1926								2006
Christchurch (CHR)	d						1910			1930								2010
Hinton Admiral (HNA)	d						1915											2015
New Milton (NWM)	d						1919			1937								2019
Sway (SWY)	d						1924											2024
Yarmouth (I.O.W.) (YMH)	d												1905					
Lymington Pier (LYP)	a												1945					
Lymington Pier (LYP)	d		1857						1927					1957				
Lymington Town (LYT)	d		1859						1929					1959				
Brockenhurst (BCU)	3 a		1907	1913			1929	1937		1943		1959		2007	2013			2029
Brockenhurst (BCU)	3 d			1914			1930			1944		2000			2014			2030
Beaulieu Road (BEU)	d																	2035
Ashurst New Forest (ANF)	d						1939											2039
Totton (TTN)	d						1944											2044
Redbridge (RDB)	d						1927											2027
Millbrook (Hants) (MBK)	d						1931											2031
Southampton Central (SOU)	a	1911	1928			1934	1950			1958		2013			2028			2050
Southampton Central (SOU)	d	1915	1930			1936	1955			2000		2015			2030			2055
St Denys (SDN)	d						1941											2041
Swaythling (SWG)	d						1944											2044
Southampton Airport Parkway (SOA)	← d	1923	1938			1947	2003			2008		2023			2038			2103
Portsmouth Harbour (PMH)	d			1855													1955	
Portsmouth & Southsea (PMS)	d			1900													2000	
Fratton (FTN)	d			1904													2004	
Hilsea (HLS)	d			1908													2008	
Cosham (CSA)	d			1913													2013	
Portchester (PTC)	d			1918													2018	
Fareham (FRM)	d			1924													2024	
Botley (BOE)	d			1932													2032	
Hedge End (HDE)	d			1936													2036	
Eastleigh (ESL)	3 a			1943	1950	2006					←						2043	2050 2106
Eastleigh (ESL)	3 d			1943	1951	2014					2014						2043	2051 2114
Chandlers Ford (CFR)	d				1956	←											2056	←
Romsey (ROM)	a				2003												2103	
Shawford (SHW)	d										2019							
Winchester (WIN)	d	1932	1948	1953						2018	2024a	2032			2048	2053		
Micheldever (MIC)	d			2001												2101		
Basingstoke (BSK)	a	1947		2013						2034		2047				2117		
Reading (RDG)	7 a	2010										2106						
Fleet (FLE)	a			2025													2140	
Farnborough (Main) (FNB)	a			2031													2145	
Woking (WOK)	a		2020	2040											2120		2158	
Clapham Junction (CLJ)	10 a									2110							2226	
London Waterloo (WAT)	← 15 a		2046	2109						2119					2146	2235		

NOTES (see introductory pages for explanation of train operator codes and standard symbols)

- a Arrival time
- d Departure time
- B To Manchester Piccadilly
- E From Salisbury
- H To Birmingham New Street
- J Also calls at Hook 2131, Winchfield 2135, Brookwood 2153, Weybridge 2205, Walton-On-Thames 2209 and Surbiton 2215

## Weymouth, Bournemouth, Yarmouth (IOW), Lymington, Southampton, Portsmouth and Fareham to Winchester and London

### Saturdays

Operator	SW	SW	SW	SW	SW	SW	SW	SW	SW	SW	SW	SW	SW	SW	SW	SW	SW	SW
Days of operation/Notes	1	1	1	1	1	1	1	1	1	1	1	1	1	1	1	1	1	1
1st Class/Reservations/Bus/Ferry	1	1	1	1	1	1	1	1	1	1	1	1	1	1	1	1	1	1
Weymouth (WEY)	d		1920									2010	2040					2057
Upwey (UPW)	d		1924									2014	2045					2101
Dorchester West (DCW)	a												2053					
Dorchester South (DCH)	d		1933									2022						2110
Moreton (Dorset) (MTN)	d		1939									2029						2116
Wool (WOO)	d		1945									2035						2122
Wareham (WRM)	d		1953									2042						2130
Holton Heath (HOL)	d		1956															
Hamworthy (HAM)	d		2001									2049						2136
Poole (POO)	<b>4</b> a		2006									2053						2141
Poole (POO)	<b>4</b> d		1958 2007				2040					2054						2142
Parkstone (Dorset) (PKS)	d		2002				2044					2058						2146
Branksome (BSM)	d		2006				2048					2102						2149
Bournemouth (BMH)	a		2011 2017				2054					2108						2155
Bournemouth (BMH)	d		2022				2059					2112						2159
Pokesdown (POK)	d		2026									2116						
Christchurch (CHR)	d		2030									2120						
Hinton Admiral (HNA)	d											2125						
New Milton (NWM)	d		2037									2129						
Sway (SWY)	d											2134						
Yarmouth (I.O.W.) (YMH)	 d												2105					
Lymington Pier (LYP)	 a												2145					
Lymington Pier (LYP)	d	2027				2057					2127				2203			
Lymington Town (LYT)	d	2029				2059					2129				2205			
Brockenhurst (BCU)	<b>3</b> a	2037	2043			2107	2113				2137	2138			2213			2213
Brockenhurst (BCU)	<b>3</b> d		2044				2114					2140						2214
Beaulieu Road (BEU)	d																	
Ashurst New Forest (ANF)	d											2147						
Totton (TTN)	d											2152						
Redbridge (RDB)	d									2127								2227
Millbrook (Hants) (MBK)	d									2131								2231
Southampton Central (SOU)	a		2058			2128				2134		2158						2228 2234
Southampton Central (SOU)	d		2100			2130				2136		2200						2230 2236
St Denys (SDN)	d									2141								2241
Swaythling (SWG)	d									2144								2244
Southampton Airport Parkway (SOA) 	d		2108			2138				2147		2208						2238 2247
Portsmouth Harbour (PMH)	 d								2055		2123							2155
Portsmouth & Southsea (PMS)	d								2100		2127							2200
Fratton (FTN)	d								2104		2131							2204
Hilsea (HLS)	d								2108									2208
Cosham (CSA)	d								2113									2213
Portchester (PTC)	d								2118									2218
Fareham (FRM)	d								2124		2148							2224
Botley (BOE)	d								2132									2232
Hedge End (HDE)	d								2136									2236
Eastleigh (ESL)	<b>3</b> a								2143	2150	2201		2211					2243 2242 2250
Eastleigh (ESL)	<b>3</b> d				2114				2144	2151			2212					2247 2251
Chandlers Ford (CFR)	d									2156								2256
Romsey (ROM)	a									2203								2303
Shawford (SHW)	d				2119								2217					
Winchester (WIN)	d		2118	2124a		2148	2153						2223					2256
Micheldever (MIC)	d						2202											
Basingstoke (BSK)	a		2134				2215						2239					2315
Reading (RDG)	<b>7</b> a																	
Fleet (FLE)	a						2240											
Farnborough (Main) (FNB)	a						2245											
Woking (WOK)	a		2154			2219	2258					2300						2335
Clapham Junction (CLJ)	<b>10</b> a		2214				2327					2323						0001
London Waterloo (WAT)	 <b>15</b> a		2223			2244	2336					2332						0012

#### NOTES (see introductory pages for explanation of train operator codes and standard symbols)

a Arrival time

d Departure time

E From Salisbury






G To Bristol Temple Meads

K Also calls at Hook 2231, Winchfield 2235, Brookwood 2253, Weybridge 2305, Walton-On-Thames 2309 and Surbiton 2316

L To Westbury

## Weymouth, Bournemouth, Yarmouth (IOW), Lymington, Southampton, Portsmouth and Fareham to Winchester and London

### Saturdays

Operator	SW	SW	SW	SW	SW
Days of operation/Notes 1st Class/Reservations/Bus/Ferry	M	T	W	Th	F
Weymouth (WEY)	d			2210	2310
Upwey (UPW)	d			2214	2314
Dorchester West (DCW)	a				
Dorchester South (DCH)	d			2222	2322
Moreton (Dorset) (MTN)	d			2229	2329
Wool (WOO)	d			2235	2335
Wareham (WRM)	d			2242	2342
Holton Heath (HOL)	d				
Hamworthy (HAM)	d			2249	2349
Poole (POO)	<b>4</b> a			2253	2353
Poole (POO)	<b>4</b> d	2154		2254	2354
Parkstone (Dorset) (PKS)	d	2158		2258	
Branksome (BSM)	d	2201		2302	
Bournemouth (BMH)	a	2207		2307	0003
Bournemouth (BMH)	d	2212		2312	
Pokesdown (POK)	d	2216		2316	
Christchurch (CHR)	d	2220		2320	
Hinton Admiral (HNA)	d	2225		2325	
New Milton (NWM)	d	2229		2329	
Sway (SWY)	d	2234		2334	
Yarmouth (I.O.W.) (YMH)	 d				
Lymington Pier (LYP)	 a				
Lymington Pier (LYP)	d		2236		
Lymington Town (LYT)	d		2238		
Brockenhurst (BCU)	<b>3</b> a	2238	2246	2338	
Brockenhurst (BCU)	<b>3</b> d	2239		2339	
Beaulieu Road (BEU)	d				
Ashurst New Forest (ANF)	d	2247		2347	
Totton (TTN)	d	2252		2352	
Redbridge (RDB)	d				
Millbrook (Hants) (MBK)	d				
Southampton Central (SOU)	a	2257		2357	
Southampton Central (SOU)	d	2300		2359	
St Denys (SDN)	d			0004	
Swaythling (SWG)	d			0007	
Southampton Airport Parkwy (SOA)	 d	2308		0010	
Portsmouth Harbour (PMH)	 d		2324		
Portsmouth & Southsea (PMS)	d		2328		
Fratton (FTN)	d		2332		
Hilsea (HLS)	d		2336		
Cosham (CSA)	d		2342		
Portchester (PTC)	d		2347		
Fareham (FRM)	d		2353		
Botley (BOE)	d		0001		
Hedge End (HDE)	d		0005		
Eastleigh (ESL)	<b>3</b> a	2311	0011	0014	
Eastleigh (ESL)	<b>3</b> d	2313	0018		
Chandlers Ford (CFR)	d				
Romsey (ROM)	a				
Shawford (SHW)	d	2319			
Winchester (WIN)	d	2325	0028a		
Micheldever (MIC)	d	2333			
Basingstoke (BSK)	a	2343			
Reading (RDG)	<b>7</b> a				
Fleet (FLE)	a	0001			
Farnborough (Main) (FNB)	a	0006			
Woking (WOK)	a	0018			
Clapham Junction (CLJ)	<b>10</b> a	0053			
London Waterloo (WAT)	 <b>15</b> a	0103			

#### NOTES (see introductory pages for explanation of train operator codes and standard symbols)

**a** Arrival time

**d** Departure time

**M** Also calls at Hook 2351, Winchfield 2355, Brookwood 0012, West Byfleet 0023, Weybridge 0027, Walton-On-Thames 0031, Surbiton 0038 and Wimbledon 0046



**Weymouth, Bournemouth, Yarmouth (IOW), Lymington, Southampton, Portsmouth and Fareham to Winchester and London**

**Sundays**

Operator	SW	SW	SW	SW	SW	SW	SW	SW	SW	SW	XC	SW	GW	SW	SW	SW	SW	SW	
Days of operation/Notes 1st Class/Reservations/Bus/Ferry Catering facilities	□	□	□	☰	□	A	□	□	□	A	B	□	C	□	□	□	□	□	
Weymouth (WEY)	d											0748	0801						
Upwey (UPW)	d											0752							
Dorchester West (DCW)	a												0812						
Dorchester South (DCH)	d											0800							
Moreton (Dorset) (MTN)	d											0807							
Wool (WOO)	d											0813							
Wareham (WRM)	d											0820							
Holton Heath (HOL)	d																		
Hamworthy (HAM)	d											0827							
Poole (POO)	4 a											0831							
Poole (POO)	4 d					0720			0750			0832					0855		
Parkstone (Dorset) (PKS)	d					0724			0754			0837							
Branksome (BSM)	d					0727			0757			0841							
Bournemouth (BMH)	a					0732			0802			0847					0904		
Bournemouth (BMH)	d					0736			0806			0850					0906		
Pokesdown (POK)	d					0740			0810								0910		
Christchurch (CHR)	d					0744			0814								0914		
Hinton Admiral (HNA)	d					0749			0819								0919		
New Milton (NWM)	d					0753			0823			0901					0923		
Sway (SWY)	d					0758			0828								0928		
Yarmouth (I.O.W.) (YMH)	☰ d			0655															
Lymington Pier (LYP)	☰ a			0735															
Lymington Pier (LYP)	d													0914					
Lymington Town (LYT)	d													0916					
Brockenhurst (BCU)	3 a					0802			0832			0908		0924			0932		
Brockenhurst (BCU)	3 d					0803			0833			0909					0933		
Beaulieu Road (BEU)	d								0839								0939		
Ashurst New Forest (ANF)	d					0813			0843								0943		
Totton (TTN)	d					0818			0848								0948		
Redbridge (RDB)	d						0846										0939		
Millbrook (Hants) (MBK)	d						0850										0943		
Southampton Central (SOU)	a					0824	0852		0853	←		0924				0945	0953	←	
Southampton Central (SOU)	d	0655		0755		0826	0859		0855		0859	0915	0925			0959	0955	0959	
St Denys (SDN)	d						←				0904				→			1004	
Swaythling (SWG)	d										0907							1007	
Southampton Airport Parkwy (SOA) ↔	d	0703		0803		0834			0903		0910	0923	0933				1003	1010	
Portsmouth Harbour (PMH)	☰ d		0717						0817								0917		
Portsmouth & Southsea (PMS)	d		0722						0822								0922		
Fratton (FTN)	d		0726						0826								0926		
Hilsea (HLS)	d		0730						0830								0930		
Cosham (CSA)	d		0735						0835								0935		
Portchester (PTC)	d		0740						0840								0940		
Fareham (FRM)	d		0746						0846								0946		
Botley (BOE)	d		0753						0853								0953		
Hedge End (HDE)	d		0758						0858								0958		
Eastleigh (ESL)	3 a	0707	0804	0807					0904	0907	0914						1004	1007	1014
Eastleigh (ESL)	3 d	0711	0811						0911	0915	0915						1011	1015	
Chandlers Ford (CFR)	d									0920								1020	
Romsey (ROM)	a									0928								1028	
Shawford (SHW)	d	0717	0817						0917								1017		
Winchester (WIN)	d	0723	0823		0843				0923		0931	0942					1023		
Micheldever (MIC)	d	0732	0832						0932								1032		
Basingstoke (BSK)	a	0742	0844		0901				0942		0947	0958					1042		
Reading (RDG)	7 a										1006								
Fleet (FLE)	a					0913													
Farnborough (Main) (FNB)	a					0918													
Woking (WOK)	a	0802	0903			0928			1002			1019					1102		
Clapham Junction (CLJ)	10 a	0832	0929		0959				1029			1041					1129		
London Waterloo (WAT)	15 a	0843	0940		1009				1040			1051					1139		

**NOTES** (see introductory pages for explanation of train operator codes and standard symbols)

- a Arrival time
- d Departure time
- A From Salisbury
- B To Manchester Piccadilly
- C Runs from 6 April. To Cardiff Central

Weymouth, Bournemouth, Yarmouth (IOW), Lymington, Southampton, Portsmouth and Fareham to Winchester and London

Sundays

Operator Days of operation/Notes 1st Class/Reservations/Bus/Ferry Catering facilities	SW	SW	XC B	SW	SW	SW A	SW	SW	SW A	XC B	SW	SW	SW	SW	SW A	SW	SW
Weymouth (WEY)	d			0848									0948				
Upwey (UPW)	d			0852									0952				
Dorchester West (DCW)	a																
Dorchester South (DCH)	d			0900									1000				
Moreton (Dorset) (MTN)	d			0907									1007				
Wool (WOO)	d			0913									1013				
Wareham (WRM)	d			0920									1020				
Holton Heath (HOL)	d																
Hamworthy (HAM)	d			0927									1027				
Poole (POO)	4 a			0931									1031				
Poole (POO)	4 d			0932				0955					1032				1055
Parkstone (Dorset) (PKS)	d			0937									1037				
Branksome (BSM)	d			0941									1041				
Bournemouth (BMH)	a			0947				1004					1047				1104
Bournemouth (BMH)	d		0940	0950				1006		1040			1050				1106
Pokesdown (POK)	d							1010									1110
Christchurch (CHR)	d							1014									1114
Hinton Admiral (HNA)	d							1019									1119
New Milton (NWM)	d			1001				1023				1101					1123
Sway (SWY)	d							1028									1128
Yarmouth (I.O.W.) (YMH)	d	0900											1005				
Lymington Pier (LYP)	a	0940											1045				
Lymington Pier (LYP)	d		0944			1014						1044			1114		
Lymington Town (LYT)	d		0946			1016						1046			1116		
Brockenhurst (BCU)	3 a		0954	0954	1008	1024			1032			1054	1108		1124		1132
Brockenhurst (BCU)	3 d			0955	1009				1033				1109				1133
Beaulieu Road (BEU)	d								1039								1139
Ashurst New Forest (ANF)	d								1043								1143
Totton (TTN)	d								1048								1148
Redbridge (RDB)	d						1039									1139	
Millbrook (Hants) (MBK)	d						1043									1143	
Southampton Central (SOU)	a			1008	1023	1045		1053		1108			1123		1145		1153
Southampton Central (SOU)	d			1015	1025	1059		1055	1059	1115			1125		1159		1155
St Denys (SDN)	d									1104							
Swaythling (SWG)	d									1107							
Southampton Airport Parkwy (SOA)	d			1023	1033				1103	1110	1123		1132				1203
Portsmouth Harbour (PMH)	d							1017									1117
Portsmouth & Southsea (PMS)	d							1022									1122
Fratton (FTN)	d							1026									1126
Hilsea (HLS)	d							1030									1130
Cosham (CSA)	d							1035									1135
Portchester (PTC)	d							1040									1140
Fareham (FRM)	d							1046									1146
Botley (BOE)	d							1053									1153
Hedge End (HDE)	d							1058									1158
Eastleigh (ESL)	3 a							1104	1107	1114							1204 1207
Eastleigh (ESL)	3 d							1111	1115								1211
Chandlers Ford (CFR)	d								1120								
Romsey (ROM)	a								1128								
Shawford (SHW)	d							1117									1217
Winchester (WIN)	d			1031	1042			1123		1131			1142				1223
Micheldever (MIC)	d							1132									1232
Basingstoke (BSK)	a			1046	1058			1142		1146			1158				1242
Reading (RDG)	7 a			1106						1205							
Fleet (FLE)	a																
Farnborough (Main) (FNB)	a																
Woking (WOK)	a				1118			1203					1218				1302
Clapham Junction (CLJ)	10 a				1141			1227					1239				1327
London Waterloo (WAT)	15 a				1152			1237					1249				1337

NOTES (see introductory pages for explanation of train operator codes and standard symbols)

- a Arrival time
- d Departure time
- A From Salisbury
- B To Manchester Piccadilly

Weymouth, Bournemouth, Yarmouth (IOW), Lymington, Southampton, Portsmouth and Fareham to Winchester and London

Sundays

Operator	SW A	XC B	GW D	SW	SW	SW	SW	SW A	SW	SW	SW A	XC B	SW	SW	SW	SW	SW A
Days of operation/Notes 1st Class/Reservations/Bus/Ferry Catering facilities	□	□◇ ⚓	□	□	□	⚓	□	□	□	□	□	□◇ ⚓	□	□	⚓	□	□
Weymouth (WEY)	d		1038		1048									1148			
Upwey (UPW)	d		1043		1052									1152			
Dorchester West (DCW)	a		1051														
Dorchester South (DCH)	d				1100									1200			
Moreton (Dorset) (MTN)	d				1107									1207			
Wool (WOO)	d				1113									1213			
Wareham (WRM)	d				1120									1220			
Holton Heath (HOL)	d																
Hamworthy (HAM)	d				1127									1227			
Poole (POO)	4 a				1131									1231			
Poole (POO)	4 d				1132					1155				1232			
Parkstone (Dorset) (PKS)	d				1137									1237			
Branksome (BSM)	d				1141									1241			
Bournemouth (BMH)	a				1147								1204	1247			
Bournemouth (BMH)	d	1140			1150							1206	1240	1250			
Pokesdown (POK)	d													1210			
Christchurch (CHR)	d													1214			
Hinton Admiral (HNA)	d													1219			
New Milton (NWM)	d				1201									1223		1301	
Sway (SWY)	d													1228			
Yarmouth (I.O.W.) (YMH)	⚓ d					1105										1205	
Lymington Pier (LYP)	⚓ a					1145										1245	
Lymington Pier (LYP)	d			1144			1214						1244			1314	
Lymington Town (LYT)	d			1146			1216						1246			1316	
Brockenhurst (BCU)	3 a			1154	1208		1224						1254	1308		1324	
Brockenhurst (BCU)	3 d				1209									1233		1309	
Beaulieu Road (BEU)	d													1239			
Ashurst New Forest (ANF)	d													1243			
Totton (TTN)	d													1248			
Redbridge (RDB)	d								1239								1339
Millbrook (Hants) (MBK)	d								1243								1343
Southampton Central (SOU)	a	←	1208		1223		1245		1253	←	1308		1323				1345
Southampton Central (SOU)	d	1159	1215		1225		1259		1255	1259	1315		1325				1359
St Denys (SDN)	d	1204					→			1304							→
Swaythling (SWG)	d	1207								1307							
Southampton Airport Parkwy (SOA)	↔ d	1210	1223		1232				1303	1310	1323		1333				
Portsmouth Harbour (PMH)	⚓ d								1217								
Portsmouth & Southsea (PMS)	d								1222								
Fratton (FTN)	d								1226								
Hilsea (HLS)	d								1230								
Cosham (CSA)	d								1235								
Portchester (PTC)	d								1240								
Fareham (FRM)	d								1246								
Botley (BOE)	d								1253								
Hedge End (HDE)	d								1258								
Eastleigh (ESL)	3 a	1214							1304	1307	1314						
Eastleigh (ESL)	3 d	1215							1311	1315							
Chandlers Ford (CFR)	d	1220								1320							
Romsey (ROM)	a	1228								1328							
Shawford (SHW)	d								1317								
Winchester (WIN)	d		1231		1242				1323		1331		1342				
Micheldever (MIC)	d								1332								
Basingstoke (BSK)	a		1246		1258				1342		1346		1358				
Reading (RDG)	7 a		1305								1406						
Fleet (FLE)	a																
Farnborough (Main) (FNB)	a																
Woking (WOK)	a				1318				1402				1418				
Clapham Junction (CLJ)	10 a				1339				1427				1439				
London Waterloo (WAT)	↻ 15 a				1349				1437				1449				

NOTES (see introductory pages for explanation of train operator codes and standard symbols)

- a Arrival time
- d Departure time
- A From Salisbury
- B To Manchester Piccadilly
- D To Swindon

Weymouth, Bournemouth, Yarmouth (IOW), Lymington, Southampton, Portsmouth and Fareham to Winchester and London

Sundays

Operator	SW	SW	SW	XC	SW	SW	SW	SW	SW	SW	SW	SW	SW	XC	SW	SW	GW	
Days of operation/Notes 1st Class/Reservations/Bus/Ferry Catering facilities	□	□	A □	B □◇ ⚓	□	□	⚓ □	□	A □	□	□	□	□	B □◇ ⚓	□	□	E	
Weymouth (WEY)	d					1248											1348	1405
Upwey (UPW)	d					1252											1352	1410
Dorchester West (DCW)	a																	1418
Dorchester South (DCH)	d					1300												1400
Moreton (Dorset) (MTN)	d					1307												1407
Wool (WOO)	d					1313												1413
Wareham (WRM)	d					1320												1420
Holton Heath (HOL)	d																	
Hamworthy (HAM)	d					1327												1427
Poole (POO)	4 a					1331												1431
Poole (POO)	4 d		1255			1332					1355							1432
Parkstone (Dorset) (PKS)	d					1337												1437
Branksome (BSM)	d					1341												1441
Bournemouth (BMH)	a		1304			1347					1404							1447
Bournemouth (BMH)	d		1306		1340	1350					1406			1440				1450
Pokesdown (POK)	d		1310								1410							
Christchurch (CHR)	d		1314								1414							
Hinton Admiral (HNA)	d		1319								1419							
New Milton (NWM)	d		1323			1401					1423							1501
Sway (SWY)	d		1328								1428							
Yarmouth (I.O.W.) (YMH)	⚓ d						1305											
Lymington Pier (LYP)	⚓ a						1345											
Lymington Pier (LYP)	d				1344				1414							1444		
Lymington Town (LYT)	d				1346				1416							1446		
Brockenhurst (BCU)	3 a		1332		1354	1408			1424			1432			1454		1508	
Brockenhurst (BCU)	3 d		1333			1409					1433						1509	
Beaulieu Road (BEU)	d		1339								1439							
Ashurst New Forest (ANF)	d		1343								1443							
Totton (TTN)	d		1348								1448							
Redbridge (RDB)	d								1439									
Millbrook (Hants) (MBK)	d								1443									
Southampton Central (SOU)	a		1353	←	1408	1423			1445		1453		←	1509			1523	
Southampton Central (SOU)	d		1355	1359	1415	1425			1459		1455		1459	1515			1525	
St Denys (SDN)	d			1404					→				1504					
Swaythling (SWG)	d			1407									1507					
Southampton Airport Parkwy (SOA)	↔ d		1403	1410	1423	1433					1503		1510	1523			1533	
Portsmouth Harbour (PMH)	⚓ d	1317									1417							
Portsmouth & Southsea (PMS)	d	1322									1422							
Fratton (FTN)	d	1326									1426							
Hilsea (HLS)	d	1330									1430							
Cosham (CSA)	d	1335									1435							
Portchester (PTC)	d	1340									1440							
Fareham (FRM)	d	1346									1446							
Botley (BOE)	d	1353									1453							
Hedge End (HDE)	d	1358									1458							
Eastleigh (ESL)	3 a	1404	1407	1414							1504	1506	←	1514				
Eastleigh (ESL)	3 d	1411		1415							1511	1507	1511	1515				
Chandlers Ford (CFR)	d			1420						→			1520					
Romsey (ROM)	a			1428									1528					
Shawford (SHW)	d	1417											1517					
Winchester (WIN)	d	1423		1431		1442					1517	1523		1531			1542	
Micheldever (MIC)	d	1432										1532						
Basingstoke (BSK)	a	1443		1446		1458					1533	1542		1547			1558	
Reading (RDG)	7 a			1504										1606				
Fleet (FLE)	a																	
Farnborough (Main) (FNB)	a												1557					
Woking (WOK)	a	1502				1518					1553	1608					1618	
Clapham Junction (CLJ)	10 a	1527				1539					1614	1628					1639	
London Waterloo (WAT)	↻ 15 a	1537				1549					1624	1639					1649	

NOTES (see introductory pages for explanation of train operator codes and standard symbols)

- a Arrival time
- d Departure time
- A From Salisbury
- B To Manchester Piccadilly
- E To Bristol Temple Meads

Weymouth, Bournemouth, Yarmouth (IOW), Lymington, Southampton, Portsmouth and Fareham to Winchester and London

Sundays

Operator	SW	SW	SW A	SW	SW	SW	SW A	XC B	SW	SW	SW	SW	SW A	SW	SW	SW	SW A
Days of operation/Notes																	
1st Class/Reservations/Bus/Ferry Catering facilities																	
Weymouth (WEY)	d									1448							
Upwey (UPW)	d									1452							
Dorchester West (DCW)	a																
Dorchester South (DCH)	d									1500							
Moreton (Dorset) (MTN)	d									1507							
Wool (WOO)	d									1513							
Wareham (WRM)	d									1520							
Holton Heath (HOL)	d																
Hamworthy (HAM)	d									1527							
Poole (POO)	4 a									1531							
Poole (POO)	4 d					1455				1532						1555	
Parkstone (Dorset) (PKS)	d									1537							
Branksome (BSM)	d									1541							
Bournemouth (BMH)	a					1504				1547						1604	
Bournemouth (BMH)	d					1506		1540		1550						1606	
Pokesdown (POK)	d					1510										1610	
Christchurch (CHR)	d					1514										1614	
Hinton Admiral (HNA)	d					1519										1619	
New Milton (NWM)	d					1523				1601						1623	
Sway (SWY)	d					1528										1628	
Yarmouth (I.O.W.) (YMH)	d	1405									1505						
Lymington Pier (LYP)	a	1445									1545						
Lymington Pier (LYP)	d		1514						1544			1614					
Lymington Town (LYT)	d		1516						1546			1616					
Brockenhurst (BCU)	3 a		1524			1532			1554	1608		1624				1632	
Brockenhurst (BCU)	3 d					1533				1609						1633	
Beaulieu Road (BEU)	d					1539										1639	
Ashurst New Forest (ANF)	d					1543										1643	
Totton (TTN)	d					1548										1648	
Redbridge (RDB)	d		1539										1639				
Millbrook (Hants) (MBK)	d		1543										1643				
Southampton Central (SOU)	a		1545		1554			1609		1623			1645		1653		
Southampton Central (SOU)	d		1559		1555		1559	1615		1625			1659		1655		1659
St Denys (SDN)	d						1604										1704
Swaythling (SWG)	d						1607										1707
Southampton Airport Parkwy (SOA)	d				1603		1610	1623		1633					1703		1710
Portsmouth Harbour (PMH)	d			1517											1617		
Portsmouth & Southsea (PMS)	d			1522											1622		
Fratton (FTN)	d			1526											1626		
Hilsea (HLS)	d			1530											1630		
Cosham (CSA)	d			1535											1635		
Portchester (PTC)	d			1540											1640		
Fareham (FRM)	d			1546											1646		
Botley (BOE)	d			1553											1653		
Hedge End (HDE)	d			1558											1658		
Eastleigh (ESL)	3 a			1604	1607		1614							1704	1706		1714
Eastleigh (ESL)	3 d			1611	1607	1611	1615							1711	1707	1711	1715
Chandlers Ford (CFR)	d						1620										1720
Romsey (ROM)	a						1628										1728
Shawford (SHW)	d					1617										1717	
Winchester (WIN)	d				1617	1623		1631		1642					1717	1723	
Micheldever (MIC)	d					1632										1732	
Basingstoke (BSK)	a				1633	1642		1646		1658					1733	1742	
Reading (RDG)	7 a							1706									
Fleet (FLE)	a																
Farnborough (Main) (FNB)	a					1657										1757	
Woking (WOK)	a				1653	1708				1718					1753	1808	
Clapham Junction (CLJ)	10 a				1714	1728				1739					1814	1829	
London Waterloo (WAT)	15 a				1724	1739				1749					1825	1839	

NOTES (see introductory pages for explanation of train operator codes and standard symbols)

- a Arrival time
- d Departure time
- A From Salisbury
- B To Manchester Piccadilly

Weymouth, Bournemouth, Yarmouth (IOW), Lymington, Southampton, Portsmouth and Fareham to Winchester and London

Sundays

Operator	XC B 1 ◇ ⚓	SW □	SW □	GW E	SW ⚓	SW □	SW A □	SW □	SW □	SW □	SW A □	SW □	XC B 1 ◇ ⚓	SW □	SW ⚓	SW □	SW A □
Days of operation/Notes 1st Class/Reservations/Bus/Ferry Catering facilities																	
Weymouth (WEY)	d		1548	1605										1648			
Upwey (UPW)	d		1552	1610										1652			
Dorchester West (DCW)	a			1618													
Dorchester South (DCH)	d		1600											1700			
Moreton (Dorset) (MTN)	d		1607											1707			
Wool (WOO)	d		1613											1713			
Wareham (WRM)	d		1620											1720			
Holton Heath (HOL)	d																
Hamworthy (HAM)	d		1627											1727			
Poole (POO)	4 a		1631											1731			
Poole (POO)	4 d		1632						1655					1732			
Parkstone (Dorset) (PKS)	d		1637											1737			
Branksome (BSM)	d		1641											1741			
Bournemouth (BMH)	a		1647						1704					1747			
Bournemouth (BMH)	d	1640	1650						1706				1740	1750			
Pokesdown (POK)	d								1710								
Christchurch (CHR)	d								1714								
Hinton Admiral (HNA)	d								1719								
New Milton (NWM)	d		1701						1723					1801			
Sway (SWY)	d								1728								
Yarmouth (I.O.W.) (YMH)	⚓ d			1605											1705		
Lymington Pier (LYP)	⚓ a			1645											1745		
Lymington Pier (LYP)	d		1644			1714						1744				1814	
Lymington Town (LYT)	d		1646			1716						1746				1816	
Brockenhurst (BCU)	3 a		1654	1708					1732			1754	1754	1808		1824	
Brockenhurst (BCU)	3 d			1709					1733				1755	1809			
Beaulieu Road (BEU)	d								1739								
Ashurst New Forest (ANF)	d								1743								
Totton (TTN)	d								1748								
Redbridge (RDB)	d							1740									1839
Millbrook (Hants) (MBK)	d							1744									1844
Southampton Central (SOU)	a	1708	1723					1746	1753		←		1810	1823			1846
Southampton Central (SOU)	d	1715	1725					1759	1755			1759	1815	1825			1859
St Denys (SDN)	d							→				1804					→
Swaythling (SWG)	d											1807					
Southampton Airport Parkwy (SOA)	← d	1723	1733						1803			1810	1823	1833			
Portsmouth Harbour (PMH)	⚓ d							1717									
Portsmouth & Southsea (PMS)	d							1722									
Fratton (FTN)	d							1726									
Hilsea (HLS)	d							1730									
Cosham (CSA)	d							1735									
Portchester (PTC)	d							1740									
Fareham (FRM)	d							1746									
Botley (BOE)	d							1753									
Hedge End (HDE)	d							1758									
Eastleigh (ESL)	3 a							1804	1806	←		1814					
Eastleigh (ESL)	3 d							1811	1807	1811	1815						
Chandlers Ford (CFR)	d							→			1820						
Romsey (ROM)	a										1828						
Shawford (SHW)	d										1817						
Winchester (WIN)	d	1731	1742						1817	1823			1831	1842			
Micheldever (MIC)	d									1832							
Basingstoke (BSK)	a	1747	1758						1833	1842			1846	1858			
Reading (RDG)	7 a	1806											1905				
Fleet (FLE)	a																
Farnborough (Main) (FNB)	a									1857							
Woking (WOK)	a		1818						1853	1908				1918			
Clapham Junction (CLJ)	10 a		1839						1915	1928				1939			
London Waterloo (WAT)	↻ 15 a		1849						1925	1939				1949			

NOTES (see introductory pages for explanation of train operator codes and standard symbols)

- a Arrival time
- d Departure time
- A From Salisbury
- B To Manchester Piccadilly
- E To Bristol Temple Meads



**Weymouth, Bournemouth, Yarmouth (IOW), Lymington, Southampton, Portsmouth and Fareham to Winchester and London**

**Sundays**


























Operator Days of operation/Notes 1st Class/Reservations/Bus/Ferry	SW	SW	SW	SW	XC	SW	SW	GW	SW	SW	SW	SW	SW	SW	XC	SW	SW	
	□	□	□	A □	B □◇	□	□	E	□	A □	□	□	□	A □	F □◇	□	□	
Weymouth (WEY)	d						1745	1753									1848	
Upwey (UPW)	d						1749	1758									1852	
Dorchester West (DCW)	a							1806										
Dorchester South (DCH)	d						1800e										1900	
Moreton (Dorset) (MTN)	d						1807										1907	
Wool (WOO)	d						1813										1913	
Wareham (WRM)	d						1820										1920	
Holton Heath (HOL)	d																	
Hamworthy (HAM)	d						1827										1927	
Poole (POO)	4 a						1831										1931	
Poole (POO)	4 d		1755				1832					1855					1932	
Parkstone (Dorset) (PKS)	d						1836										1937	
Branksome (BSM)	d						1840										1941	
Bournemouth (BMH)	a		1804				1847					1904					1947	
Bournemouth (BMH)	d		1806			1840	1850					1906			1940		1950	
Pokesdown (POK)	d		1810									1910						
Christchurch (CHR)	d		1814									1914						
Hinton Admiral (HNA)	d		1819									1919						
New Milton (NWM)	d		1823				1901					1923					2001	
Sway (SWY)	d		1828									1928						
Yarmouth (I.O.W.) (YMH)	d																	
Lymington Pier (LYP)	a																	
Lymington Pier (LYP)	d						1844			1914							1944	
Lymington Town (LYT)	d						1846			1916							1946	
Brockenhurst (BCU)	3 a		1832				1854	1908		1924			1932			1954	2008	
Brockenhurst (BCU)	3 d		1833					1909					1933				2009	
Beaulieu Road (BEU)	d		1839										1939					
Ashurst New Forest (ANF)	d		1843										1943					
Totton (TTN)	d		1848										1948					
Redbridge (RDB)	d											1939						
Millbrook (Hants) (MBK)	d											1943						
Southampton Central (SOU)	a		1853		←	1908		1923				1945		1953		←	2008	2023
Southampton Central (SOU)	d		1855		1859	1915		1925				1959		1955		1959	2015	2025
St Denys (SDN)	d				1904							←			2004			
Swaythling (SWG)	d				1907										2007			
Southampton Airport Parkwy (SOA) ←	d		1903		1910	1923		1933					2003		2010	2023		2033
Portsmouth Harbour (PMH)	d	1817											1917					
Portsmouth & Southsea (PMS)	d	1822											1922					
Fratton (FTN)	d	1826											1926					
Hilsea (HLS)	d	1830											1930					
Cosham (CSA)	d	1835											1935					
Portchester (PTC)	d	1840											1940					
Fareham (FRM)	d	1846											1946					
Botley (BOE)	d	1853											1953					
Hedge End (HDE)	d	1858											1958					
Eastleigh (ESL)	3 a	1904	1906	←	1914								2004	2006	←	2014		
Eastleigh (ESL)	3 d	1911	1907	1911	1915								2011	2007	2011	2015		
Chandlers Ford (CFR)	d	←			1920								←			2020		
Romsey (ROM)	a				1928											2028		
Shawford (SHW)	d			1917											2017			
Winchester (WIN)	d		1917	1923		1931		1942					2017	2023		2031		2042
Micheldever (MIC)	d			1932										2032				
Basingstoke (BSK)	a		1933	1942		1946		1958					2033	2042		2046		2058
Reading (RDG)	7 a					2006											2105	
Fleet (FLE)	a																	
Farnborough (Main) (FNB)	a			1957											2057			
Woking (WOK)	a		1953	2008				2018					2053	2108				2118
Clapham Junction (CLJ)	10 a		2015	2028				2039					2114	2128				2139
London Waterloo (WAT)	15 a		2024	2039				2049					2124	2139				2149

**NOTES (see introductory pages for explanation of train operator codes and standard symbols)**

- a Arrival time
- d Departure time
- e Arrives 4 minutes earlier
- A From Salisbury
- B To Manchester Piccadilly
- E To Bristol Temple Meads
- F To Birmingham New Street

## Weymouth, Bournemouth, Yarmouth (IOW), Lymington, Southampton, Portsmouth and Fareham to Winchester and London

## Sundays








Operator Days of operation/Notes 1st Class/Reservations/Bus/Ferry	SW	SW	SW	SW	SW	SW	SW	SW	SW	SW	SW	SW	SW	SW	SW	SW	SW	
			A				A			A					A	E		
Weymouth (WEY)	d													1958			2011	
Upwey (UPW)	d													2002			2016	
Dorchester West (DCW)	a																2024	
Dorchester South (DCH)	d													2010				
Moreton (Dorset) (MTN)	d													2017				
Wool (WOO)	d													2023				
Wareham (WRM)	d													2030				
Holton Heath (HOL)	d																	
Hamworthy (HAM)	d													2037				
Poole (POO)	<b>4</b> a													2043				
Poole (POO)	<b>4</b> d					1955								2049				
Parkstone (Dorset) (PKS)	d													2053				
Branksome (BSM)	d													2056				
Bournemouth (BMH)	a					2004								2102				
Bournemouth (BMH)	d					2006								2106				
Pokesdown (POK)	d					2010								2110				
Christchurch (CHR)	d					2014								2114				
Hinton Admiral (HNA)	d					2019								2119				
New Milton (NWM)	d					2023								2123				
Sway (SWY)	d					2028								2128				
Yarmouth (I.O.W.) (YMH)	 d	1905																2105
Lymington Pier (LYP)	 a	1945																2145
Lymington Pier (LYP)	d		2014							2044	2114							2144
Lymington Town (LYT)	d		2016							2046	2116							2146
Brockenhurst (BCU)	<b>3</b> a		2024			2032				2054	2124			2132				2154
Brockenhurst (BCU)	<b>3</b> d					2033								2133				
Beaulieu Road (BEU)	d					2039								2139				
Ashurst New Forest (ANF)	d					2043								2143				
Totton (TTN)	d					2048								2148				
Redbridge (RDB)	d			2039									2139					
Millbrook (Hants) (MBK)	d			2043									2143					
Southampton Central (SOU)	a			2045		2053							2145		2153			
Southampton Central (SOU)	d			2059		2055			2059				2159		2155		2159	
St Denys (SDN)	d								2104								2204	
Swaythling (SWG)	d								2107								2207	
Southampton Airport Parkway (SOA)	 d					2103			2110					2203			2210	
Portsmouth Harbour (PMH)	 d				2017									2117				
Portsmouth & Southsea (PMS)	d				2022									2122				
Fratton (FTN)	d				2026									2126				
Hilsea (HLS)	d				2030									2130				
Cosham (CSA)	d				2035									2135				
Portchester (PTC)	d				2040									2140				
Fareham (FRM)	d				2046									2146				
Botley (BOE)	d				2053									2153				
Hedge End (HDE)	d				2058									2158				
Eastleigh (ESL)	<b>3</b> a				2104	2106			2114					2204	2206			2214
Eastleigh (ESL)	<b>3</b> d				2111	2107	2111		2115					2211	2207	2211	2215	
Chandlers Ford (CFR)	d								2120								2220	
Romsey (ROM)	a								2128								2231	
Shawford (SHW)	d						2117									2217		
Winchester (WIN)	d					2117	2123							2217	2223			
Micheldever (MIC)	d						2132								2232			
Basingstoke (BSK)	a					2133	2142							2234	2242			
Reading (RDG)	<b>7</b> a																	
Fleet (FLE)	a																	
Farnborough (Main) (FNB)	a							2157								2257		
Woking (WOK)	a						2153	2208						2254	2308			
Clapham Junction (CLJ)	<b>10</b> a						2214	2228						2314	2328			
London Waterloo (WAT)	 <b>15</b> a						2224	2237						2324	2339			

## NOTES (see introductory pages for explanation of train operator codes and standard symbols)

- a Arrival time
- d Departure time
- A From Salisbury
- E To Bristol Temple Meads

## Weymouth, Bournemouth, Yarmouth (IOW), Lymington, Southampton, Portsmouth and Fareham to Winchester and London

### Sundays

Operator	SW	SW G	SW	SW	SW G	SW	SW	SW
Days of operation/Notes 1st Class/Reservations/Bus/Ferry	□	□	□	□	□	□	□	□
Weymouth (WEY)	d			2058		2158		2258
Upwey (UPW)	d			2102		2202		2302
Dorchester West (DCW)	a							
Dorchester South (DCH)	d			2110		2210		2310
Moreton (Dorset) (MTN)	d			2117		2217		2317
Wool (WOO)	d			2123		2223		2323
Wareham (WRM)	d			2130		2230		2330
Holton Heath (HOL)	d							
Hamworthy (HAM)	d			2137		2237		2337
Poole (POO)	<b>4</b> a			2143		2243		2341
Poole (POO)	<b>4</b> d			2150		2250		2349
Parkstone (Dorset) (PKS)	d			2154		2254		2353
Branksome (BSM)	d			2157		2257		2357
Bournemouth (BMH)	a			2203		2303		0002
Bournemouth (BMH)	d			2208		2308		
Pokesdown (POK)	d			2212		2312		
Christchurch (CHR)	d			2216		2316		
Hinton Admiral (HNA)	d			2221		2321		
New Milton (NWM)	d			2225		2325		
Sway (SWY)	d			2230		2330		
Yarmouth (I.O.W.) (YMH)	 d							
Lymington Pier (LYP)	 a							
Lymington Pier (LYP)	d	2214						
Lymington Town (LYT)	d	2216						
Brockenhurst (BCU)	<b>3</b> a	2224		2234		2335		
Brockenhurst (BCU)	<b>3</b> d			2235		2336		
Beaulieu Road (BEU)	d							
Ashurst New Forest (ANF)	d			2243		2343		
Totton (TTN)	d			2248		2348		
Redbridge (RDB)	d	2235						
Millbrook (Hants) (MBK)	d	2241						
Southampton Central (SOU)	a	2247		2253		2355		
Southampton Central (SOU)	d	2305		2255	2305			
St Denys (SDN)	d				2310			
Swaythling (SWG)	d				2313			
Southampton Airport Parkway (SOA)	 d			2303	2316			
Portsmouth Harbour (PMH)	 d			2217				2317
Portsmouth & Southsea (PMS)	d			2222				2322
Fratton (FTN)	d			2226				2326
Hilsea (HLS)	d			2230				2330
Cosham (CSA)	d			2235				2335
Portchester (PTC)	d			2240				2340
Fareham (FRM)	d			2246				2346
Botley (BOE)	d			2253				2353
Hedge End (HDE)	d			2258				2358
Eastleigh (ESL)	<b>3</b> a			2304	2309	2320		0004
Eastleigh (ESL)	<b>3</b> d			2311	2322			
Chandlers Ford (CFR)	d				2327			
Romsey (ROM)	a				2335			
Shawford (SHW)	d			2317				
Winchester (WIN)	d			2323				
Micheldever (MIC)	d			2332				
Basingstoke (BSK)	a			2342				
Reading (RDG)	<b>7</b> a							
Fleet (FLE)	a							
Farnborough (Main) (FNB)	a							
Woking (WOK)	a			0002				
Clapham Junction (CLJ)	<b>10</b> a			0023				
London Waterloo (WAT)	 <b>15</b> a			0033				

#### NOTES (see introductory pages for explanation of train operator codes and standard symbols)

- a Arrival time
- d Departure time
- G From Romsey