

London, Milton Keynes and Rugby to Nuneaton, Tamworth, Lichfield, Stafford and Crewe

**Mondays to Fridays**

Operator Days of operation/Notes 1st Class/Reservations/Bus Catering facilities	VT A	LM	LM	LM	VT B	LM	VT C	VT C	VT D	LM	VT C	VT C	VT D	LM	VT C	VT C	VT D	LM
	1R				1R		1R	1R	1R		1R	1R	1R		1R	1R	1R	
	⊗				⊗		⊗	⊗	⊗		⊗	⊗	⊗		⊗	⊗	⊗	
London Euston (EUS) <b>15</b> d					0531		0610	0629	0636	0643	0713	0733	0743	0746	0813	0833	0843	0846
Watford Junction (WFJ) d					0548u													
Milton Keynes Central (MKC) d					0617		0642	0700	0712	0716			0815	0819			0915	0919
Northampton (NMP) d			0520	0601														
Rugby (RUG) d			0543	0624	0639	←				0739				0842				0942
Nuneaton (NUN) d			0555	0637		0637	0710a			0754	0808a			0857c	0909a			0957c
Atherstone (ATH) d			0601	→		0643			0800					0903				→
Polesworth (PSW) d						0648												
Tamworth (TAM) d			0610			0653				0808				0911				
Lichfield Trent Valley (LTV) d			0616			0659				0814				0918				
Rugeley Trent Valley (RGL) d			0624			0706				0821				0925				
Stafford (STA) d	0531	0547	0633			0717		0750	0805	0832		0850		0935		0950		
Crewe (CRE) <b>10</b> a	0554	0627	0654		0723	0740		0808	0823	0851		0908	0923	0954		1009	1024	

Operator Days of operation/Notes 1st Class/Reservations/Bus Catering facilities	VT E	LM	VT C	VT C	VT D	LM	VT F	LM	VT C	VT C	VT D	LM	VT F	LM	VT C	VT C	VT D	LM
	1R		1R	1R	1R		1R		1R	1R	1R		1R		1R	1R	1R	
	⊗		⊗	⊗	⊗		⊗		⊗	⊗	⊗		⊗		⊗	⊗	⊗	
London Euston (EUS) <b>15</b> d	0900		0913	0933	0943	0946	1000		1013	1033	1043	1046	1100		1113	1133	1143	1146
Watford Junction (WFJ) d																		
Milton Keynes Central (MKC) d					1015	1019					1115	1119					1215	1219
Northampton (NMP) d																		
Rugby (RUG) d		←				1042		←				1142		←				1242
Nuneaton (NUN) d		0957c	1009a			1057c		1057c	1109a			1157c		1157c	1209a			1257c
Atherstone (ATH) d		1003				→		1103				→		1203				→
Polesworth (PSW) d																		
Tamworth (TAM) d		1011						1111						1211				
Lichfield Trent Valley (LTV) d		1018						1118						1218				
Rugeley Trent Valley (RGL) d		1025						1125						1225				
Stafford (STA) d	1024	1035		1050			1124	1135		1150			1224	1235		1250		
Crewe (CRE) <b>10</b> a	1042	1054		1108	1124		1142	1154		1208	1224		1242	1254		1308	1324	

Operator Days of operation/Notes 1st Class/Reservations/Bus Catering facilities	VT F	LM	VT C	VT C	VT D	LM	VT F	LM	VT D	VT C	VT C	VT D	LM	VT F	LM	VT C	VT C	VT D
	1R		1R	1R	1R		1R		1R	1R	1R	1R		1R		1R	1R	1R
	⊗		⊗	⊗	⊗		⊗		⊗	⊗	⊗	⊗		⊗		⊗	⊗	⊗
London Euston (EUS) <b>15</b> d	1200		1213	1233	1243	1246	1300		1307	1313	1333	1343	1346	1400		1413	1433	1443
Watford Junction (WFJ) d																		
Milton Keynes Central (MKC) d					1315	1319						1415	1419					1515
Northampton (NMP) d																		
Rugby (RUG) d		←				1342		←					1442		←			
Nuneaton (NUN) d		1257c	1309a			1357c		1357c	1409a				1457c		1457c	1509a		
Atherstone (ATH) d		1303				→		1403					→		1503			
Polesworth (PSW) d																		
Tamworth (TAM) d		1311						1411	1416						1511			
Lichfield Trent Valley (LTV) d		1318						1418	1422a						1518			
Rugeley Trent Valley (RGL) d		1325						1425							1525			
Stafford (STA) d	1324	1335		1350			1424	1435		1450			1524	1535		1550		
Crewe (CRE) <b>10</b> a	1342	1354		1408	1423		1442	1455		1508	1523		1542	1554		1608	1623	

For the complete service between London, Milton Keynes and Rugby see table 067  
 For the complete service between Stafford and Crewe see table 076

**NOTES** (see introductory pages for explanation of train operator codes and standard symbols)

- a Arrival time
- d Departure time
- u Stops to pick up only
- c Arrives 3 minutes earlier
- A From Wolverhampton to Glasgow Central
- B To Glasgow Central
- C To Manchester Piccadilly
- D To Liverpool Lime Street
- E To Holyhead
- F To Chester

London, Milton Keynes and Rugby to Nuneaton, Tamworth, Lichfield, Stafford and Crewe

**Mondays to Fridays**

Operator Days of operation/Notes 1st Class/Reservations/Bus Catering facilities	LM	VT E Ⓜ Ⓜ	LM	VT C Ⓜ Ⓜ	VT C Ⓜ Ⓜ	VT D Ⓜ Ⓜ	LM	VT D Ⓜ Ⓜ	LM	VT C Ⓜ Ⓜ	VT FX C Ⓜ Ⓜ	VT FO C Ⓜ Ⓜ	VT D Ⓜ Ⓜ	LM	VT E Ⓜ Ⓜ	VT G Ⓜ Ⓜ	VT E Ⓜ Ⓜ	LM
London Euston (EUS) ⓂⓂ d	1446	1500		1513	1533	1543	1546	1602		1613	1633	1633	1643	1646	1700	1703		
Watford Junction (WFJ) d																		
Milton Keynes Central (MKC) d	1519					1615	1619						1715	1719				
Northampton (NMP) d																		
Rugby (RUG) d	1542		←				1642		←					1742				←
Nuneaton (NUN) d	1557c		1557c	1609a			1657c		1657c	1709a				1757c				1757c
Atherstone (ATH) d	←		1603				←		1703					←				
Polesworth (PSW) d																		
Tamworth (TAM) d			1611					1709	1713						1808			1813
Lichfield Trent Valley (LTV) d			1618					1716	1720						1815			1820
Rugeley Trent Valley (RGL) d			1625						1727								←	1827
Stafford (STA) d		1624	1635		1650			1732	1737		1749s	1750			1832		1832	1837
Crewe (CRE) Ⓜ a		1642	1654		1708	1724		1751	1757		1808	1808	1823	←	1844	1850	1859	

Operator Days of operation/Notes 1st Class/Reservations/Bus Catering facilities	VT C Ⓜ Ⓜ	VT FX C Ⓜ Ⓜ	VT FO C Ⓜ Ⓜ	VT D Ⓜ Ⓜ	LM	VT H Ⓜ Ⓜ	LM	VT C Ⓜ Ⓜ	VT C Ⓜ Ⓜ	VT D Ⓜ Ⓜ	LM	VT E Ⓜ Ⓜ	VT D Ⓜ Ⓜ	VT E Ⓜ Ⓜ	LM	VT C Ⓜ Ⓜ	VT C Ⓜ Ⓜ	VT D Ⓜ Ⓜ
London Euston (EUS) ⓂⓂ d	1713	1733	1733	1743	1746	1800		1813	1833	1843	1846	1900	1907			1913	1933	1943
Watford Junction (WFJ) d																		
Milton Keynes Central (MKC) d				1815u	1819					1915u	1919							2015
Northampton (NMP) d																		
Rugby (RUG) d					1842		←				1942				←			
Nuneaton (NUN) d	1809a				1857c		1857c	1909a			1957c				1957c	2009a		
Atherstone (ATH) d				←			1903			←								
Polesworth (PSW) d																		
Tamworth (TAM) d						1908	1913					2009			2013			
Lichfield Trent Valley (LTV) d						1915	1920					2016			2020			
Rugeley Trent Valley (RGL) d						1927								←	2027			
Stafford (STA) d		1849s	1850			1932	1937		1950			2032		2032	2037		2050	
Crewe (CRE) Ⓜ a		1908	1908	1923		1950	1957		2009	2023		←	2043	2051	2100		2109	2124

Operator Days of operation/Notes 1st Class/Reservations/Bus Catering facilities	LM	VT E Ⓜ Ⓜ	LM	VT J Ⓜ Ⓜ	VT C Ⓜ Ⓜ	VT J Ⓜ Ⓜ	VT D Ⓜ Ⓜ	LM	VT J Ⓜ Ⓜ	LM	LM	VT D Ⓜ Ⓜ	VT C Ⓜ Ⓜ
London Euston (EUS) ⓂⓂ d	1946	2000		2030	2033		2043	2046	2110		2146	2200	2203
Watford Junction (WFJ) d									2125u				
Milton Keynes Central (MKC) d	2019						2115	2119			2219	2241	2246u
Northampton (NMP) d													
Rugby (RUG) d	2042		←					2142	2204		2242		2311
Nuneaton (NUN) d	2057c		2057c		2130			2157c	2216		2257		2322a
Atherstone (ATH) d	←		2103					2203			2303		
Polesworth (PSW) d													
Tamworth (TAM) d			2111	2135				2211			2311	2320s	
Lichfield Trent Valley (LTV) d			2118	2143				2218			2318	2327s	
Rugeley Trent Valley (RGL) d			2125			←		2225			2325		
Stafford (STA) d		2124	2135	2157		2157		2235	2240	2243	2338c	2341s	
Crewe (CRE) Ⓜ a		2142	2154	←	2208	2216	2223	2259	2259	2325	0002	0009	

NOTES (see introductory pages for explanation of train operator codes and standard symbols)

- a Arrival time
- d Departure time
- s Stops to set down only
- u Stops to pick up only
- c Arrives 3 minutes earlier
- C To Manchester Piccadilly
- D To Liverpool Lime Street
- E To Holyhead
- G To Blackpool North
- H To Wrexham General
- J To Preston
- FO Fridays only
- FX Not Fridays

London, Milton Keynes and Rugby to Nuneaton, Tamworth, Lichfield, Stafford and Crewe

Saturdays

Operator Days of operation/Notes 1st Class/Reservations/Bus Catering facilities	VT A	LM	LM	LM	VT B	VT C	VT D	LM	VT C	VT C	VT D	LM	VT C	VT C	VT D	LM	VT E	LM
	1R				1R	1R	1R		1R	1R	1R		1R	1R	1R		1R	
	⊗				⊗	⊗	⊗		⊗	⊗	⊗		⊗	⊗	⊗		⊗	
London Euston (EUS) <b>⊗ 15</b> d					0603	0629	0633	0643	0713	0733	0743	0746	0813	0833	0843	0846	0900	
Watford Junction (WFJ) d					0618u													
Milton Keynes Central (MKC) d					0638	0700	0705	0716			0815	0819			0915	0919		
Northampton (NMP) d		0514		0602														
Rugby (RUG) d		0543		0625	0701			0739				0842				0942		←
Nuneaton (NUN) d		0555		0637				0754	0808a			0857e	0909a			0957e		0957e
Atherstone (ATH) d		0601		0643				0800				0903				→		1003
Polesworth (PSW) d				0648														
Tamworth (TAM) d		0610		0653			0744	0808				0911						1011
Lichfield Trent Valley (LTV) d		0616		0659			0750	0814				0918						1018
Rugeley Trent Valley (RGL) d		0624		0708				0821				0925						1025
Stafford (STA) d	0536	0633	0643	0720	0732	0750	0806	0835c		0850		0935		0950			1024	1035
Crewe (CRE) <b>10</b> a	0554	0654	0725	0740	0751	0808	0824	0854		0908	0923	0954		1008	1023		1042	1054

Operator Days of operation/Notes 1st Class/Reservations/Bus Catering facilities	VT C	VT C	VT D	LM	VT E	LM	VT D	VT C	VT C	VT D	LM	VT F	LM	VT C	VT C	VT D	LM	VT F
	1R	1R	1R		1R		1R	1R	1R	1R		1R		1R	1R	1R		1R
	⊗	⊗	⊗		⊗		⊗	⊗	⊗	⊗		⊗		⊗	⊗	⊗		⊗
London Euston (EUS) <b>⊗ 15</b> d	0913	0933	0943	0946	1000		1007	1013	1033	1043	1046	1100		1113	1133	1143	1146	1200
Watford Junction (WFJ) d																		
Milton Keynes Central (MKC) d			1015	1019						1115	1119					1215	1219	
Northampton (NMP) d																		
Rugby (RUG) d				1042		←					1142		←				1242	
Nuneaton (NUN) d	1009a			1057e		1057e	1104a	1109a			1157e		1157e	1209a			1257e	
Atherstone (ATH) d			→			1103					→		1203				→	
Polesworth (PSW) d																		
Tamworth (TAM) d						1111							1211					
Lichfield Trent Valley (LTV) d						1118							1218					
Rugeley Trent Valley (RGL) d						1125							1225					
Stafford (STA) d		1050			1124	1135			1150			1224	1235		1250			1324
Crewe (CRE) <b>10</b> a		1108	1123		1142	1154			1208	1223		1242	1254		1308	1323		1342

Operator Days of operation/Notes 1st Class/Reservations/Bus Catering facilities	LM	VT C	VT C	VT D	LM	VT E	LM	VT C	VT C	VT D	LM	VT D	LM	VT C	VT C	VT D	LM	VT F
		1R	1R	1R		1R		1R	1R	1R		1R		1R	1R	1R		1R
		⊗	⊗	⊗		⊗		⊗	⊗	⊗		⊗		⊗	⊗	⊗		⊗
London Euston (EUS) <b>⊗ 15</b> d		1213	1233	1243	1246	1300		1313	1333	1343	1346	1402		1413	1433	1443	1446	1500
Watford Junction (WFJ) d																		
Milton Keynes Central (MKC) d				1315	1319					1415	1419					1515	1519	
Northampton (NMP) d																		
Rugby (RUG) d	←				1342		←				1442		←				1542	
Nuneaton (NUN) d	1257e	1309a			1357e		1357e	1409a			1457e		1457e	1509a			1557e	
Atherstone (ATH) d	1303				→		1403				→		1503				→	
Polesworth (PSW) d																		
Tamworth (TAM) d	1311						1411						1511					
Lichfield Trent Valley (LTV) d	1318						1418						1518					
Rugeley Trent Valley (RGL) d	1325						1425						1525					
Stafford (STA) d	1335		1350			1424	1435		1450			1524	1535		1550			1623
Crewe (CRE) <b>10</b> a	1354		1408	1423		1442	1454		1508	1523		1542	1554		1608	1624		1642

NOTES (see introductory pages for explanation of train operator codes and standard symbols)

- a Arrival time
- d Departure time
- u Stops to pick up only
- c Arrives 4 minutes earlier
- e Arrives 3 minutes earlier
- A From Wolverhampton to Glasgow Central
- B To Glasgow Central
- C To Manchester Piccadilly
- D To Liverpool Lime Street
- E To Holyhead
- F To Chester

London, Milton Keynes and Rugby to Nuneaton, Tamworth, Lichfield, Stafford and Crewe

Saturdays

Operator Days of operation/Notes 1st Class/Reservations/Bus Catering facilities	LM	VT C 1R X	VT C 1R X	VT D 1R X	LM	VT E 1R X	LM	VT C 1R X	VT C 1R X	VT D 1R X	LM	VT F 1R X	LM	VT C 1R X	VT C 1R X	VT D 1R X	LM	VT E 1R X	
London Euston (EUS)	d		1513	1533	1543	1546	1600		1613	1633	1643	1646	1700		1713	1733	1743	1746	1800
Watford Junction (WFJ)	d																		
Milton Keynes Central (MKC)	d				1615	1619					1715	1719						1815	1819
Northampton (NMP)	d																		
Rugby (RUG)	d					1642						1742							1842
Nuneaton (NUN)	d	1557e	1609a			1657e		1657e	1709a			1757e		1757e	1809a				1857e
Atherstone (ATH)	d	1603						1703						1803					
Polesworth (PSW)	d																		
Tamworth (TAM)	d	1611						1711					1808	1813					1908
Lichfield Trent Valley (LTV)	d	1618						1718					1815	1820					1915
Rugeley Trent Valley (RGL)	d	1625						1725						1827					
Stafford (STA)	d	1635		1650			1724	1735		1750			1832	1837		1850			1932
Crewe (CRE)	a	1654		1708	1723		1742	1754		1808	1823		1850	1856		1908	1923		1950

Operator Days of operation/Notes 1st Class/Reservations/Bus Catering facilities	LM	VT C 1R X	VT C 1R X	VT D 1R X	LM	VT G 1R X	VT D 1R X	VT G 1R X	LM	VT C 1R X	VT H 1R X	VT C 1R X	VT D 1R X	LM	VT D 1R X	VT C 1R X	VT H 1R X	LM	
London Euston (EUS)	d		1813	1833	1843	1846	1900	1907			1913	1928	1931	1937	1940	2012	2018	2031	2035
Watford Junction (WFJ)	d																		
Milton Keynes Central (MKC)	d				1915	1919								2015	2024		2104		2046u
Northampton (NMP)	d																		2122
Rugby (RUG)	d					1942									2048	2120			2146
Nuneaton (NUN)	d	1857e	1909a			1957e			1957e	2009a				2100			2135a		2158
Atherstone (ATH)	d	1903							2003					2106					
Polesworth (PSW)	d																		
Tamworth (TAM)	d	1913					2009			2013					2114				2157
Lichfield Trent Valley (LTV)	d	1920					2016			2020					2120				2204
Rugeley Trent Valley (RGL)	d	1927								2027					2127				
Stafford (STA)	d	1937		1950			2032		2032	2037			2050		2139e	2152			
Crewe (CRE)	a	1957		2008	2023			2043	2050	2058		2101	2108	2123	2159	2209			2232

Operator Days of operation/Notes 1st Class/Reservations/Bus Catering facilities	VT C 1R X	LM
London Euston (EUS)	2101	
Watford Junction (WFJ)		
Milton Keynes Central (MKC)	2146	
Northampton (NMP)		
Rugby (RUG)		
Nuneaton (NUN)		2158
Atherstone (ATH)		2204
Polesworth (PSW)		
Tamworth (TAM)		2212
Lichfield Trent Valley (LTV)		2218
Rugeley Trent Valley (RGL)		2225
Stafford (STA)	2237	2241e
Crewe (CRE)	2259	2302

NOTES (see introductory pages for explanation of train operator codes and standard symbols)

- a Arrival time
- d Departure time
- u Stops to pick up only
- e Arrives 3 minutes earlier
- C To Manchester Piccadilly
- D To Liverpool Lime Street
- E To Holyhead
- F To Chester
- G To Wrexham General
- H To Preston

London, Milton Keynes and Rugby to Nuneaton, Tamworth, Lichfield, Stafford and Crewe

Sundays

Operator Days of operation/Notes 1st Class/Reservations/Bus Catering facilities	LM	VT A 1R X	LM	VT A 1R X	VT B 1R X	LM	VT C 1R X	LM	LM	VT A 1R X	VT B 1R X	VT C 1R X	LM	LM	VT A 1R X	VT B 1R X	LM	VT C 1R X	
London Euston (EUS)  d	0751	0807		0816	0820		0847		0853	0916	0919	0946		0956	1016	1019		1046	
Watford Junction (WFJ) d	0807	0822u			0836u				0911		0936u			1012		1036u			
Milton Keynes Central (MKC) d	0852	0857		0901	0908		←	0934		0956	1002	1008	1035	←	1057	1104	1109	←	1134
Northampton (NMP) d	0927						0927			1028			1028	1129				1129	
Rugby (RUG) d	←						0951	1010u		←			1051	←		1145	1152	1209	
Nuneaton (NUN) d				0945a			1005			1047a			1104		1148a		1205		
Atherstone (ATH) d							1011						1110				1211		
Polesworth (PSW) d																			
Tamworth (TAM) d					1003	1019					1103		1118				1219		
Lichfield Trent Valley (LTV) d					1009	1025					1109		1124				1225		
Rugeley Trent Valley (RGL) d						1032		←					1131				1232		
Stafford (STA) d			0942		1025	1046		1046			1126		1146			1221	1244		
Crewe (CRE)  a		1018	1025		1043	←	1057	1105			1143	1157	1205			1239	←	1254	

Operator Days of operation/Notes 1st Class/Reservations/Bus Catering facilities	LM	LM	VT A 1R X	VT B 1R X	LM	VT A 1R X	VT A 1R X	VT B 1R X	LM	VT D 1R X	LM	VT A 1R X	VT A 1R X	VT B 1R X	LM	VT E 1R X	LM	VT B 1R X
London Euston (EUS)  d		1052	1116	1119		1208	1232	1242	1245	1300		1312	1332	1342	1345	1400		1406
Watford Junction (WFJ) d		1114		1136u														
Milton Keynes Central (MKC) d		1159	1203	1210		1240		1315	1319					1415	1419			
Northampton (NMP) d		1221				←												
Rugby (RUG) d		1244		1233	1244				1342		←				1442		←	
Nuneaton (NUN) d		←	1232a		1256	1309a		1357c	1357c	1409a				1457c		1457c		
Atherstone (ATH) d					1302			←	1403					←		1503		
Polesworth (PSW) d																		
Tamworth (TAM) d					1310						1411						1511	1517
Lichfield Trent Valley (LTV) d					1317						1418						1518	1523a
Rugeley Trent Valley (RGL) d		←			1324						1425						1525	
Stafford (STA) d	1244			1306	1334		1350		1424	1436		1450			1524	1536		
Crewe (CRE)  a	1303			1325	1353		1409	1423	1442	1458		1509	1523		1542	1559		








Operator Days of operation/Notes 1st Class/Reservations/Bus Catering facilities	VT A 1R X	VT A 1R X	VT B 1R X	LM	VT F 1R X	LM	VT A 1R X	VT A 1R X	VT B 1R X	LM	VT E 1R X	LM	VT B 1R X	VT A 1R X	VT A 1R X	VT B 1R X	LM	VT G 1R X
London Euston (EUS)  d	1412	1432	1442	1445	1500		1512	1532	1542	1545	1600		1604	1612	1632	1642	1645	1700
Watford Junction (WFJ) d																		
Milton Keynes Central (MKC) d			1515	1519					1615	1619						1715	1719	
Northampton (NMP) d																		
Rugby (RUG) d				1542		←			1642		←						1742	
Nuneaton (NUN) d	1509a			1557c		1557c	1609a		1657c		1657c	1704a	1709a				1757c	
Atherstone (ATH) d			←		1603				←		1703						←	
Polesworth (PSW) d																		
Tamworth (TAM) d						1611						1711						
Lichfield Trent Valley (LTV) d						1618						1718						
Rugeley Trent Valley (RGL) d						1625						1725						
Stafford (STA) d		1550			1624	1636		1650			1724	1735			1750			1824
Crewe (CRE)  a		1609	1623		1643	1658		1708	1723		1743	1754			1808	1823		1842



NOTES (see introductory pages for explanation of train operator codes and standard symbols)

- a Arrival time
- d Departure time
- u Stops to pick up only
- c Arrives 3 minutes earlier
- A To Manchester Piccadilly
- B To Liverpool Lime Street
- C To Glasgow Central
- D To Holyhead
- E To Chester
- F To Blackpool North
- G To Wrexham General

London, Milton Keynes and Rugby to Nuneaton, Tamworth, Lichfield, Stafford and Crewe

Sundays

Operator Days of operation/Notes 1st Class/Reservations/Bus Catering facilities	LM	VT A 1R X	VT A 1R X	VT B 1R X	LM	VT D 1R X	LM	VT A 1R X	VT A 1R X	VT B 1R X	LM	VT D 1R X	LM	VT A 1R X	VT A 1R X	VT B 1R X	LM	VT A 1R X
London Euston (EUS)  d		1712	1732	1742	1745	1801		1812	1832	1842	1845	1900		1912	1932	1942	1945	2012
Watford Junction (WFJ) d																		
Milton Keynes Central (MKC) d				1815	1819					1915	1919					2015	2019	
Northampton (NMP) d																		
Rugby (RUG) d					1842						1942						2042	
Nuneaton (NUN) d	1757c	1809a			1857c		1857c	1909a			1957c		1957c	2009a			2057c	2109a
Atherstone (ATH) d	1803						1903										2103	
Polesworth (PSW) d																		
Tamworth (TAM) d	1811						1911										2111	
Lichfield Trent Valley (LTV) d	1818						1918							2011			2118	
Rugeley Trent Valley (RGL) d	1825						1925							2018			2125	
Stafford (STA) d	1835		1850			1924	1935		1950			2024	2035		2050		2135	
Crewe (CRE)  a	1854		1908	1923		1942	1954		2008	2023		2042	2055		2108	2123	2154	

Operator Days of operation/Notes 1st Class/Reservations/Bus Catering facilities	VT H 1R X	VT A 1R X	VT B 1R X	VT H 1R X	VT B 1R X	VT A 1R X
London Euston (EUS)  d	2028	2031	2039	2053	2121	2149
Watford Junction (WFJ) d						2209u
Milton Keynes Central (MKC) d			2124	2139		2242
Northampton (NMP) d						
Rugby (RUG) d				2203		2318
Nuneaton (NUN) d					2259	2329
Atherstone (ATH) d						
Polesworth (PSW) d						
Tamworth (TAM) d			2203			
Lichfield Trent Valley (LTV) d			2210			
Rugeley Trent Valley (RGL) d						
Stafford (STA) d		2150	2225		2325	2352s
Crewe (CRE)  a	2201	2208	2243	2248	2345	0015

NOTES (see introductory pages for explanation of train operator codes and standard symbols)

- a Arrival time
- d Departure time
- s Stops to set down only
- u Stops to pick up only
- c Arrives 3 minutes earlier
- A To Manchester Piccadilly
- B To Liverpool Lime Street
- D To Holyhead
- H To Preston

Crewe and Stafford to Lichfield, Tamworth, Nuneaton, Rugby, Milton Keynes and London

**Mondays to Fridays**

Operator Days of operation/Notes 1st Class/Reservations/Bus Catering facilities	LM	VT A 1R X	LM	VT B 1R X	VT C 1R X	LM	VT A 1R X	VT B 1R X	VT D 1R X	VT A 1R X	LM	VT A 1R X	LM	VT E 1R X	VT A 1R X	LM	VT B 1R X	VT A 1R X
Crewe (CRE) 10 d	0510	0537	0545	0603			0631		0654		0713	0732		0754		0813	0822	0832
Stafford (STA) d	0533	0556	0609c	0622				0654	0713		0732	0752		0813		0832		0852
Rugeley Trent Valley (RGL) d			0620								0742					0842		
Lichfield Trent Valley (LTV) d	0549		0628		0641			0710			0749					0849		
Tamworth (TAM) d	0556		0635		0648			0718			0756					0856		
Atherstone (ATH) d	0604		0643								0804				0904			
Nuneaton (NUN) d	0612	0620	0650			0650	0711			0743	0811		0811	0843	0911			
Rugby (RUG) a	0625	0632		0652		0706		0737					0826					
Northampton (NMP) a																		
Milton Keynes Central (MKC) a	0648	0652		0713	0724	0729							0849				0926	
Watford Junction (WFJ) a																		
London Euston (EUS) 15 a	0724	0727		0753	0800	0805	0810	0827	0835	0841		0909	0926	0935	0941		1003	1009

Operator Days of operation/Notes 1st Class/Reservations/Bus Catering facilities	LM	VT E 1R X	VT A 1R X	LM	VT B 1R X	VT A 1R X	LM	VT B 1R X	VT F 1R X	VT A 1R X	LM	VT B 1R X	VT A 1R X	LM	VT B 1R X	VT E 1R X	VT A 1R X	LM
Crewe (CRE) 10 d		0854		0913	0922	0932			0954		1013	1022	1032		1044	1054		1113
Stafford (STA) d		0913		0932	0952				1013		1032	1052			1113			1132
Rugeley Trent Valley (RGL) d				0942							1042							1142
Lichfield Trent Valley (LTV) d				0949				1014			1049			1115				1149
Tamworth (TAM) d				0956				1020			1056			1122				1156
Atherstone (ATH) d				1004							1104							1204
Nuneaton (NUN) d	0911		0943	1011			1011			1043	1111			1111			1143	1211
Rugby (RUG) a	0926						1026							1126				
Northampton (NMP) a																		
Milton Keynes Central (MKC) a	0948				1026		1048					1126		1148				
Watford Junction (WFJ) a																		
London Euston (EUS) 15 a	1024	1035	1041		1103	1109	1124	1130	1135	1141		1204	1210	1224	1230	1235	1241	

Operator Days of operation/Notes 1st Class/Reservations/Bus Catering facilities	VT B 1R X	VT A 1R X	LM	VT F 1R X	VT A 1R X	LM	VT B 1R X	VT A 1R X	LM	VT F 1R X	VT A 1R X	LM	VT B 1R X	VT A 1R X	LM	LM	VT A 1R X	LM
Crewe (CRE) 10 d	1123	1132		1154		1213	1222	1232		1254		1313	1323	1332			1333	1413
Stafford (STA) d		1152		1213		1232	1252		1313			1332	1352			1416a		1432
Rugeley Trent Valley (RGL) d						1242						1342						1442
Lichfield Trent Valley (LTV) d						1249						1349						1449
Tamworth (TAM) d						1256						1356						1456
Atherstone (ATH) d						1304						1404						1504
Nuneaton (NUN) d				1211	1243	1311			1311		1343	1411			1411		1443	1511
Rugby (RUG) a				1226					1326						1426			
Northampton (NMP) a																		
Milton Keynes Central (MKC) a	1226		1248				1326		1348				1426		1448			
Watford Junction (WFJ) a																		
London Euston (EUS) 15 a	1303	1309	1324	1337	1341		1403	1409	1424	1435	1441		1503	1509	1524		1542	

NOTES (see introductory pages for explanation of train operator codes and standard symbols)

- a Arrival time
- d Departure time
- c Arrives 4 minutes earlier
- A From Manchester Piccadilly
- B From Liverpool Lime Street
- C From Lancaster
- D From Blackpool North
- E From Holyhead
- F From Chester

## Crewe and Stafford to Lichfield, Tamworth, Nuneaton, Rugby, Milton Keynes and London

## Mondays to Fridays

Operator Days of operation/Notes 1st Class/Reservations/Bus Catering facilities	VT B	VT A	LM	VT E	VT A	LM	VT B	VT A	LM	VT F	VT A	LM	VT B	VT A	LM	VT E	VT A	LM	
Crewe (CRE)	10 d	1423	1432		1455		1513	1522	1532		1554		1613	1622	1632		1654		1713
Stafford (STA)	d		1452		1514		1532	1552	1613		1632		1632	1652		1713			1732
Rugeley Trent Valley (RGL)	d						1542						1642						1742
Lichfield Trent Valley (LTV)	d						1549						1649						1749
Tamworth (TAM)	d						1556						1656						1756
Atherstone (ATH)	d						1604						1704						1804
Nuneaton (NUN)	d			1511		1543	1611			1611		1643	1711			1711		1743	1811
Rugby (RUG)	a			1526						1626						1726			
Northampton (NMP)	a																		
Milton Keynes Central (MKC)	a	1526		1548			1626		1648				1726		1748				
Watford Junction (WFJ)	a																		
London Euston (EUS)	10 15 a	1604	1610	1624	1637	1642		1703	1709	1724	1735	1741			1803	1810	1824	1835	1841

Operator Days of operation/Notes 1st Class/Reservations/Bus Catering facilities	VT B	VT A	LM	VT F	VT A	LM	VT B	VT A	LM	LM	VT A	LM	VT B	VT A	LM	LM	VT A	LM	
Crewe (CRE)	10 d	1723	1732		1754		1813	1822	1832		1833		1913	1923	1932		1933		2013
Stafford (STA)	d		1752		1813		1832	1852	1918a		1932		1932	1952		2016a			2032
Rugeley Trent Valley (RGL)	d						1842						1942						2042
Lichfield Trent Valley (LTV)	d						1849						1949						2049
Tamworth (TAM)	d						1856						1956						2056
Atherstone (ATH)	d						1904						2004						2104
Nuneaton (NUN)	d			1811		1843	1911			1911		1943	2011			2011		2027	2111
Rugby (RUG)	a			1826						1926						2028		2039	
Northampton (NMP)	a																		
Milton Keynes Central (MKC)	a	1826		1848			1926		1948				2026		2051		2059		
Watford Junction (WFJ)	a													2056s					
London Euston (EUS)	10 15 a	1903	1909	1924	1935	1941		2003	2009	2024		2041		2103	2113	2127		2134	

Operator Days of operation/Notes 1st Class/Reservations/Bus Catering facilities	VT B	VT A	LM	LM	VT G	VT A	LM	VT B	LM	VT A	LM	
Crewe (CRE)	10 d	2023	2032		2033	2046		2113	2132	2144		2213
Stafford (STA)	d		2052		2116a			2132	2153	2226a		2232
Rugeley Trent Valley (RGL)	d							2142				2242
Lichfield Trent Valley (LTV)	d							2149			2217	2249
Tamworth (TAM)	d							2156			2224	2256
Atherstone (ATH)	d							2204				2304
Nuneaton (NUN)	d			2111		2126		2211	2221			2311
Rugby (RUG)	a			2126		2131		2226	2232			2328
Northampton (NMP)	a							2249				
Milton Keynes Central (MKC)	a	2126		2148		2152	2157		2256		2301	
Watford Junction (WFJ)	a		2157s						2331s		2336s	
London Euston (EUS)	10 15 a	2205	2214	2224		2227	2231		2356		2359	

NOTES (see introductory pages for explanation of train operator codes and standard symbols)

- a Arrival time
- d Departure time
- s Stops to set down only
- A From Manchester Piccadilly
- B From Liverpool Lime Street
- E From Holyhead
- F From Chester
- G From Glasgow Central



Crewe and Stafford to Lichfield, Tamworth, Nuneaton, Rugby, Milton Keynes and London

Saturdays

Operator Days of operation/Notes 1st Class/Reservations/Bus Catering facilities	LM	VT A 1R X	LM	VT B 1R X	VT C 1R X	LM	VT A 1R X	LM	VT B 1R X	VT D 1R X	VT A 1R X	LM	VT B 1R X	VT A 1R X	LM	VT B 1R X	VT E 1R X	VT A 1R X
Crewe (CRE) 10 d	0525	0537		0603		0606	0632			0654		0713	0723	0732				0754
Stafford (STA) d	0544	0556		0622		0632c			0654	0713		0732		0752				0813
Rugeley Trent Valley (RGL) d	0554		←			0642		←				0742						
Lichfield Trent Valley (LTV) d	0602		0602		0642	0649		0649	0710			0749				0815		
Tamworth (TAM) d	←		0608		0649	←		0656	0718			0756				0822		
Atherstone (ATH) d			0617					0704				0804						
Nuneaton (NUN) d		0620	0624				0711				0743				0811			0843
Rugby (RUG) a		0632	0640	0652				0726	0737			←			0826			
Northampton (NMP) a																		
Milton Keynes Central (MKC) a		0652	0702	0713	0725			0750					0826		0848			
Watford Junction (WFJ) a							0756s											
London Euston (EUS) 15 a		0727	0738	0753	0800		0813	0827	0832	0835	0841		0903	0909	0924	0930	0935	0941

Operator Days of operation/Notes 1st Class/Reservations/Bus Catering facilities	LM	VT B 1R X	VT A 1R X	LM	VT D 1R X	VT A 1R X	LM	VT B 1R X	VT A 1R X	LM	VT B 1R X	VT E 1R X	VT A 1R X	LM	VT B 1R X	VT A 1R X	LM	VT E 1R X
Crewe (CRE) 10 d	0813	0822	0832		0854		0913	0922	0932		0944	0954		1013	1023	1032		1054
Stafford (STA) d	0832		0852		0913		0932		0952			1013		1032	1023	1052		1113
Rugeley Trent Valley (RGL) d	0842						0942							1042				
Lichfield Trent Valley (LTV) d	0849						0949				1015			1049				
Tamworth (TAM) d	0856						0956				1022			1056				
Atherstone (ATH) d	0904			←			1004		←					1104			←	
Nuneaton (NUN) d	0911			0911		0943	1011			1011			1043	1111				1111
Rugby (RUG) a	←			0926			←			1026				←				1126
Northampton (NMP) a																		
Milton Keynes Central (MKC) a		0926		0948				1026		1048					1126			1148
Watford Junction (WFJ) a																		
London Euston (EUS) 15 a		1003	1009	1024	1035	1041		1103	1109	1124	1130	1135	1141		1203	1209	1224	1235

Operator Days of operation/Notes 1st Class/Reservations/Bus Catering facilities	VT A 1R X	LM	VT B 1R X	VT A 1R X	LM	LM	VT A 1R X	LM	VT B 1R X	VT A 1R X	LM	VT D 1R X	VT A 1R X	LM	VT B 1R X	VT A 1R X	LM	VT B 1R X
Crewe (CRE) 10 d		1113	1123	1132		1133		1213	1222	1232		1254		1313	1323	1332		
Stafford (STA) d		1132		1152		1216a		1232		1252		1313		1332		1352		
Rugeley Trent Valley (RGL) d		1142						1242						1342				
Lichfield Trent Valley (LTV) d		1149						1249						1349				1415
Tamworth (TAM) d		1156						1256						1356				1422
Atherstone (ATH) d		1204		←				1304		←				1404			←	
Nuneaton (NUN) d	1143	1211			1211		1242	1311			1311		1343	1411				1411
Rugby (RUG) a		←			1226			←			1326			←				1426
Northampton (NMP) a																		
Milton Keynes Central (MKC) a			1226		1248				1326		1348				1426			1448
Watford Junction (WFJ) a																		
London Euston (EUS) 15 a	1241		1303	1309	1324		1341		1403	1409	1424	1435	1441		1503	1509	1524	1530

NOTES (see introductory pages for explanation of train operator codes and standard symbols)

- a Arrival time
- d Departure time
- s Stops to set down only
- c Arrives 7 minutes earlier
- A From Manchester Piccadilly
- B From Liverpool Lime Street
- C From Lancaster
- D From Chester
- E From Holyhead

## Crewe and Stafford to Lichfield, Tamworth, Nuneaton, Rugby, Milton Keynes and London

## Saturdays

Operator Days of operation/Notes 1st Class/Reservations/Bus Catering facilities	VT D	VT A	LM	VT B	VT A	LM	VT D	VT A	LM	VT B	VT A	LM	VT E	VT A	LM	VT B	VT A	LM		
Crewe (CRE)	10 d	1354		1413	1422	1432		1454		1513	1522	1532		1554		1613	1623	1632		
Stafford (STA)	d	1413		1432	1452		1513		1532	1552	1552	1613		1632		1652				
Rugeley Trent Valley (RGL)	d			1442					1542					1642						
Lichfield Trent Valley (LTV)	d			1449					1549					1649						
Tamworth (TAM)	d			1456					1556					1656						
Atherstone (ATH)	d			1504					1604					1704						
Nuneaton (NUN)	d		1443	1511			1511		1543	1611			1611		1643	1711			1711	
Rugby (RUG)	a						1526			1611			1627						1726	
Northampton (NMP)	a																			
Milton Keynes Central (MKC)	a				1526		1548			1626		1648						1726	1748	
Watford Junction (WFJ)	a																			
London Euston (EUS)	10 a	1535	1541		1603	1609	1624	1635	1641		1703	1709	1724	1735	1741			1803	1809	1824

Operator Days of operation/Notes 1st Class/Reservations/Bus Catering facilities	VT E	VT A	LM	VT B	VT A	LM	LM	VT A	LM	VT B	VT A	LM	LM	VT A	LM	VT B	VT A	LM	
Crewe (CRE)	10 d	1654		1713	1723	1732		1733		1813	1822	1832		1833		1913	1923	1932	
Stafford (STA)	d	1713		1732	1752		1816a		1832	1822	1852		1916a		1932		1952		
Rugeley Trent Valley (RGL)	d			1742					1842					1942					
Lichfield Trent Valley (LTV)	d			1749					1849					1949					
Tamworth (TAM)	d			1756					1856					1956					
Atherstone (ATH)	d			1804					1904					2004					
Nuneaton (NUN)	d		1743	1811			1811		1843	1911			1911		1943	2011			2011
Rugby (RUG)	a						1826			1911			1926						2022
Northampton (NMP)	a																		2046
Milton Keynes Central (MKC)	a				1826		1848			1926		1948				2030	2045		
Watford Junction (WFJ)	a										2002s	2019					2115s		
London Euston (EUS)	10 a	1835	1841		1903	1909	1924		1941		2003	2025	2039		2058			2127	2133

Operator Days of operation/Notes 1st Class/Reservations/Bus Catering facilities	LM	VT A	LM	VT B	LM	VT F	VT A
Crewe (CRE)	10 d	1933		2013	2022		2044
Stafford (STA)	d	2016a		2032			2103
Rugeley Trent Valley (RGL)	d			2042			
Lichfield Trent Valley (LTV)	d			2049			2117
Tamworth (TAM)	d			2056			2124
Atherstone (ATH)	d			2104			
Nuneaton (NUN)	d		2028	2111			
Rugby (RUG)	a				2126	2133	
Northampton (NMP)	a						
Milton Keynes Central (MKC)	a			2100	2130	2150	2201
Watford Junction (WFJ)	a			2128s		2224	2228s
London Euston (EUS)	10 a			2152		2225	2244
						2254	2259

NOTES (see introductory pages for explanation of train operator codes and standard symbols)

- a Arrival time
- d Departure time
- s Stops to set down only
- A From Manchester Piccadilly
- B From Liverpool Lime Street
- D From Chester
- E From Holyhead
- F From Glasgow Central

Crewe and Stafford to Lichfield, Tamworth, Nuneaton, Rugby, Milton Keynes and London

Sundays

Operator Days of operation/Notes 1st Class/Reservations/Bus Catering facilities	VT A	VT B	VT A	VT B	LM	VT C	LM	VT B	VT D	LM	VT C	VT A	VT A	LM	VT B	VT C	LM	VT E	
	1R	1R	1R	1R		1R		1R	1R		1R	1R	1R		1R	1R		1R	
	⊗	⊗	⊗	⊗		⊗		⊗	⊗		⊗	⊗	⊗		⊗	⊗		⊗	
Crewe (CRE) 10 d	0841	0849		0915	0930	0943	0952	1015	1037		1046	1056		1113	1123	1142		1150	
Stafford (STA) d	0900			0934	1016a		1017c	1034	1056					1132				1209	
Rugeley Trent Valley (RGL) d							1028							1142					
Lichfield Trent Valley (LTV) d			0924				1035							1149					
Tamworth (TAM) d							1042							1156					
Atherstone (ATH) d							1050							1204					
Nuneaton (NUN) d		0929					1057			1057			1149	1211				1211	
Rugby (RUG) a						1030	1057			1114	1134		1203	1211				1226	
Northampton (NMP) a										1135									
Milton Keynes Central (MKC) a	1008			1043			1106			1145		1156	1209	1216	1224		1228	1248	1259
Watford Junction (WFJ) a	1036s	1041s		1115s			1143s					1227							
London Euston (EUS) 15 a	1100	1104	1110	1140			1209			1228	1237	1242	1246	1254	1301		1306	1318	1336

Operator Days of operation/Notes 1st Class/Reservations/Bus Catering facilities	LM	VT B	VT A	LM	VT B	VT F	VT A	LM	VT B	VT A	LM	VT E	VT A	LM	VT B	VT A	LM	VT E
		1R	1R		1R	1R	1R		1R	1R		1R	1R		1R	1R		1R
		⊗	⊗		⊗	⊗	⊗		⊗	⊗		⊗	⊗		⊗	⊗		⊗
Crewe (CRE) 10 d	1213	1222	1232		1242	1254		1313	1322	1332		1354		1413	1423	1432		1454
Stafford (STA) d	1232		1252			1313		1332		1352		1413		1432		1452		1513
Rugeley Trent Valley (RGL) d	1242							1342						1442				
Lichfield Trent Valley (LTV) d	1249				1315			1349						1449				
Tamworth (TAM) d	1256				1322			1356						1456				
Atherstone (ATH) d	1304							1404						1504				
Nuneaton (NUN) d	1311				1311		1343	1411			1411		1443	1511				1511
Rugby (RUG) a	1326				1326			1411			1426			1511				1526
Northampton (NMP) a																		
Milton Keynes Central (MKC) a		1326		1348				1426			1448				1526			1548
Watford Junction (WFJ) a																		
London Euston (EUS) 15 a		1404	1410	1425	1433	1436	1443		1504	1510	1525	1536	1542		1604	1610	1625	1639

Operator Days of operation/Notes 1st Class/Reservations/Bus Catering facilities	VT A	LM	VT B	VT A	LM	VT E	VT A	LM	VT B	VT A	LM	VT D	VT A	LM	VT B	VT A	LM	LM
	1R		1R	1R		1R	1R		1R	1R		1R	1R		1R	1R		
	⊗		⊗	⊗		⊗	⊗		⊗	⊗		⊗	⊗		⊗	⊗		
Crewe (CRE) 10 d		1513	1522	1532		1554		1613	1622	1632		1654		1713	1723	1732		1733
Stafford (STA) d		1532		1552		1613		1632		1652		1713		1732		1752		1816a
Rugeley Trent Valley (RGL) d		1542						1642						1742				
Lichfield Trent Valley (LTV) d		1549						1649						1749				
Tamworth (TAM) d		1556						1656						1756				
Atherstone (ATH) d		1604						1704						1804				
Nuneaton (NUN) d	1543	1611				1611		1643				1711		1743				1811
Rugby (RUG) a		1626				1626						1726						1826
Northampton (NMP) a																		
Milton Keynes Central (MKC) a			1626		1648				1726		1748				1826			1848
Watford Junction (WFJ) a																		
London Euston (EUS) 15 a	1642		1704	1710	1725	1736	1742		1804	1810	1825	1836	1842		1904	1910	1925	

NOTES (see introductory pages for explanation of train operator codes and standard symbols)

- a Arrival time
- d Departure time
- s Stops to set down only
- c Arrives 7 minutes earlier
- A From Manchester Piccadilly
- B From Liverpool Lime Street
- C From Preston
- D From Chester
- E From Holyhead
- F From Wrexham General

## Crewe and Stafford to Lichfield, Tamworth, Nuneaton, Rugby, Milton Keynes and London

## Sundays

Operator Days of operation/Notes 1st Class/Reservations/Bus Catering facilities	VT A 1 R	LM	VT B 1 R	VT A 1 R	LM	LM	VT A 1 R	LM	VT B 1 R	VT A 1 R	VT A 1 R	LM	LM	VT A 1 R	LM	VT B 1 R	LM	VT G 1 R
Crewe (CRE) 10 d		1813	1822	1832		1833		1913	1922	1932			1933		2013	2023	2033	2049
Stafford (STA) d		1832		1852		1916a		1932		1952			2016a		2034e	2043	2116a	
Rugeley Trent Valley (RGL) d		1842						1942							2044			
Lichfield Trent Valley (LTV) d		1849						1949			2017				2051			
Tamworth (TAM) d		1856						1956							2058			
Atherstone (ATH) d		1904						2004							2106			
Nuneaton (NUN) d	1843	1911			1911		1943	2011				2011		2043	2114			
Rugby (RUG) a					1926						2038	2026						
Northampton (NMP) a												2047						
Milton Keynes Central (MKC) a			1926		1948				2026			2102		2113		2135		2152
Watford Junction (WFJ) a											2128s					2211s		2230s
London Euston (EUS) 15 a	1942		2004	2010	2025		2042		2104	2114	2147	2153		2201		2237		2252

Operator Days of operation/Notes 1st Class/Reservations/Bus Catering facilities	LM	LM	VT B 1 R
Crewe (CRE) 10 d		2113	2124
Stafford (STA) d		2131	2143
Rugeley Trent Valley (RGL) d		2141	
Lichfield Trent Valley (LTV) d		2148	2201
Tamworth (TAM) d		2155	2207
Atherstone (ATH) d		2203	
Nuneaton (NUN) d	2114	2210	2219
Rugby (RUG) a	2129	2225	2232
Northampton (NMP) a	2152	2247	
Milton Keynes Central (MKC) a	2210		2305
Watford Junction (WFJ) a	2253		2336s
London Euston (EUS) 15 a	2316		2355

**NOTES** (see introductory pages for explanation of train operator codes and standard symbols)

- a Arrival time
- d Departure time
- s Stops to set down only
- e Arrives 3 minutes earlier
- A From Manchester Piccadilly
- B From Liverpool Lime Street
- G From Glasgow Central