

London to Kettering, Corby, Leicester, Nottingham, Derby, Chesterfield and Sheffield

Mondays to Fridays

Operator 1st Class/Reservations/Bus Catering facilities	EM 1◇ ↖	EM ◇	EM 1◇ ↖	EM 1◇ ↖	EM ◇	EM ◇	EM 1◇ ↖	EM ◇	EM ◇	EM 1◇ ↖	EM 1◇ ↖	EM ◇	EM ◇	EM 1◇ ↖	EM 1◇ ↖	EM ◇	EM 1◇ ↖	EM 1◇ ↖	EM ◇	
St Pancras International (STP) d				0527								0545	0559	0605	0617				0635	0647
Luton Airport Parkway (LTN) d												0607			0643					0709
Luton (LUT) d												0610			0646					0712
Bedford (BDM) d												0626		0639	0701				0711	0728
Wellingborough (WEL) d												0637	0642		0713					0739
Kettering (KET) a												0644		0653	0721				0726	0747
Kettering (KET) d				0606								0646		0654	0722				0727	0748
Corby (COR) d												0654a			0730a					0756a
Oakham (OKM) a																				
Melton Mowbray (MMO) a																				
Market Harborough (MHR) d				0618										0704					0737	
Leicester (LEI) a				0632	0636				↖				0705	0718					0749	
Leicester (LEI) d	0548	0630	0641	0637		↖	0638	0641				0706	0719		0741	0743	0750			
Syston (SYS) d		0638	↖				0643	0646							0749					
Sileby (SIL) d		↖					0643	0651			↖				0754					↖
Barrow Upon Soar (BWS) d							0647	0657			0657				0758					0758
Loughborough (LBO) d	0600			0647	0652a	↖	0653	0703					0729		↖	0753				0804
East Midlands Parkway (EMD) d	0607			0655			0700	0713					0737		↖	0800				0813
Attenborough (ATB) d								0721												0820
Beeston (BEE) d								0707	0725				0743							0824
Nottingham (NOT) a								0713	0732				0750						0821	0830
Newark Castle (NCT) a									0803											0901
Lincoln (LCN) a									0836											0933
Grimsby Town (GMB) a																				1028
Long Eaton (LGE) d	0613			0659															0805	
Derby (DBY) a	0622			0708									0729						0814	
Chesterfield (CHD) a	0643			0727									0747						0832	
Sheffield (SHF) a	0708			0742									0802						0845	

Operator 1st Class/Reservations/Bus Catering facilities	EM 1◇ ↖	EM 1◇ ↖	EM ◇	EM 1◇ ↖	EM ◇	EM 1◇ ↖	EM ◇	EM ◇	EM 1◇ ↖	EM 1◇ ↖	EM ◇	EM 1◇ ↖	EM 1◇ ↖	EM ◇	EM 1◇ ↖	EM 1◇ ↖	EM ◇	EM 1◇ ↖	EM 1◇ ↖	
St Pancras International (STP) d	0702	0705	0718	0730		0735			0749	0803	0806	0818	0832		0835				0847	0902
Luton Airport Parkway (LTN) d				0742					0811			0841								0912
Luton (LUT) d				0745					0814			0845								0915
Bedford (BDM) d				0800					0830			0901								0930
Wellingborough (WEL) d		0751	0811						0841			0912								0941
Kettering (KET) a		0757	0819			0825			0848		0854	0920			0925					0950
Kettering (KET) d		0758	0820			0826			0849		0856	0921			0926					0951
Corby (COR) d			0828a						0857a			0929a								0959a
Oakham (OKM) a																				
Melton Mowbray (MMO) a																				
Market Harborough (MHR) d		0808				0836					0906				0936					
Leicester (LEI) a	0808	0822		0839		0848			0908	0919		0939		0948						1009
Leicester (LEI) d	0809	0825		0840	0841	0849			0909	0920		0940	0944	0950						1010
Syston (SYS) d					0849									0952						
Sileby (SIL) d					0854			↖						0958					↖	
Barrow Upon Soar (BWS) d					0858			0858						1003						1003
Loughborough (LBO) d		0835		0850				0904			0930		0950							1008
East Midlands Parkway (EMD) d		0842		0857				0913			0938		0958		↖					1017
Attenborough (ATB) d								0918												1024
Beeston (BEE) d		0849						0922			0946									1028
Nottingham (NOT) a		0859				0911		0928			0953				1012					1034
Newark Castle (NCT) a								0957												1058
Lincoln (LCN) a								1027												1131
Grimsby Town (GMB) a																				1226
Long Eaton (LGE) d				0902										1002						
Derby (DBY) a	0830			0911						0930				1011						1030
Chesterfield (CHD) a	0851			0929						0948				1029						1049
Sheffield (SHF) a	0906			0943						1001				1042						1105

For the complete service between London, Luton and Bedford see table 051

For the complete service between Attenborough and Nottingham see table 056

For the complete service between Nottingham, Lincoln and Grimsby see table 057









For the complete service between Derby, Chesterfield and Sheffield see table 053









NOTES (see introductory pages for explanation of train operator codes and standard symbols)

- a Arrival time
- d Departure time

London to Kettering, Corby, Leicester, Nottingham, Derby, Chesterfield and Sheffield

Mondays to Fridays

Operator 1st Class/Reservations/Bus Catering facilities	EM 1 ◇	EM ◇	EM 1 ◇	EM ◇	EM 1 ◇	EM ◇	EM 1 ◇	EM 1 ◇	EM 1 ◇	EM ◇	EM 1 ◇	EM ◇	EM 1 ◇	EM ◇	EM 1 ◇	EM ◇	EM 1 ◇	EM ◇
St Pancras International (STP)  d	0905	0915	0932		0935			0945	1002	1005	1015	1032		1035		1045	1102	1105
Luton Airport Parkway (LTN)  d		0937						1007			1037					1107		
Luton (LUT)  d		0940						1010			1040					1110		
Bedford (BDM)  d		0956						1026			1056					1126		
Wellingborough (WEL) d		1007						1037			1107					1137		
Kettering (KET) a	0955	1015			1021			1045		1053	1115			1121		1145		1153
Kettering (KET) d	0956	1016			1022			1046		1054	1117			1122		1146		1154
Corby (COR) d		1024a						1055a			1125a					1154a		
Oakham (OKM) a																		
Melton Mowbray (MMO) a																		
Market Harborough (MHR) d	1006				1032					1104				1132				1204
Leicester (LEI) a	1020		1036		1046			1107	1117		1136		1146			1205	1217	
Leicester (LEI) d	1021		1037	1042	1047			1108	1118		1137	1141	1147			1206	1218	
Syston (SYS) d				1049								1149						
Sileby (SIL) d				1054			←					1154			←			
Barrow Upon Soar (BWS) d				1058			1058					1158			1158			
Loughborough (LBO) d	1031		1047	→			1104			1128		1147	→		1204			1228
East Midlands Parkway (EMD)  d	1039		1054				1112			1135		1154			1213			1235
Attenborough (ATB) d							1119								1219			
Beeston (BEE) d	1045						1123			1142					1223			1242
Nottingham (NOT)  a	1051				1108		1132			1150				1208	1232			1250
Newark Castle (NCT) a							1157								1257			
Lincoln (LCN) a							1228								1330			
Grimsby Town (GMB) a															1425			
Long Eaton (LGE) d			1059									1159						
Derby (DBY)  a			1108						1129			1208						1228
Chesterfield (CHD) a			1127						1147			1227						1247
Sheffield (SHF)  a			1142						1201			1242						1301

Operator 1st Class/Reservations/Bus Catering facilities	EM ◇	EM 1 ◇	EM ◇	EM 1 ◇	EM ◇	EM ◇	EM 1 ◇	EM 1 ◇	EM ◇	EM 1 ◇	EM ◇	EM 1 ◇	EM ◇	EM 1 ◇	EM ◇	EM 1 ◇	EM ◇	EM 1 ◇
St Pancras International (STP)  d	1115	1132		1135			1145	1202	1205	1215	1232		1235		1245	1302	1305	1315
Luton Airport Parkway (LTN)  d	1137						1207			1237					1307			1337
Luton (LUT)  d	1140						1210			1240					1310			1340
Bedford (BDM)  d	1156						1226			1256					1326			1356
Wellingborough (WEL) d	1207						1237			1307					1337			1407
Kettering (KET) a	1215			1220			1245		1252	1316			1321		1345		1352	1416
Kettering (KET) d	1216			1221			1245		1253	1317			1322		1347		1353	1417
Corby (COR) d	1224a						1253a			1325a					1356a			1425a
Oakham (OKM) a																		
Melton Mowbray (MMO) a																		
Market Harborough (MHR) d				1231					1305				1332					1404
Leicester (LEI) a		1235		1245			1306	1317		1336		1346			1406	1417		
Leicester (LEI) d		1236	1243	1247			1308	1319		1338	1341	1347			1407	1418		
Syston (SYS) d			1250								1349							
Sileby (SIL) d			1255			←					1354			←				
Barrow Upon Soar (BWS) d			1259			1259					1358			1358				
Loughborough (LBO) d		1246	→			1305			1329		1348	→		1404				1428
East Midlands Parkway (EMD)  d		1253				1313			1336		1355			1413				1435
Attenborough (ATB) d						1320								1419				
Beeston (BEE) d						1324			1343					1422				
Nottingham (NOT)  a				1307		1332			1350				1408	1432			1442	1450
Newark Castle (NCT) a						1356								1459				
Lincoln (LCN) a						1425								1530				
Grimsby Town (GMB) a														1626				
Long Eaton (LGE) d		1259									1400							
Derby (DBY)  a		1308						1329			1409							1428
Chesterfield (CHD) a		1327						1347			1429							1447
Sheffield (SHF)  a		1342						1405			1442							1505

NOTES (see introductory pages for explanation of train operator codes and standard symbols)

- a Arrival time
- d Departure time

London to Kettering, Corby, Leicester, Nottingham, Derby, Chesterfield and Sheffield

Mondays to Fridays

Operator 1st Class/Reservations/Bus Catering facilities	EM 1 1	EM ◇	EM 1 1	EM ◇	EM ◇	EM 1 1	EM 1 1	EM ◇	EM 1 1	EM ◇	EM 1 1	EM ◇	EM ◇	EM 1 1	EM 1 1	EM ◇	EM 1 1	EM ◇
St Pancras International (STP) 15 d	1332		1335		1345	1402	1405	1415	1432		1435		1445	1502	1505	1515	1531	
Luton Airport Parkway (LTN) 7 d					1407			1437					1507			1537		
Luton (LUT) 10 d					1410			1440					1510			1540		
Bedford (BDM) 7 d					1426			1456					1526			1556		
Wellingborough (WEL) d					1437			1507					1537			1607		
Kettering (KET) a			1421		1445		1452	1515				1521	1545		1551	1614		
Kettering (KET) d			1422		1446		1453	1516				1522	1546		1552	1615		
Corby (COR) d					1454a			1524a					1554a			1623a		
Oakham (OKM) a																		
Melton Mowbray (MMO) a																		
Market Harborough (MHR) d			1432				1503					1532			1602			
Leicester (LEI) a	1436		1446			1505	1516		1536		1546			1606	1615		1636	
Leicester (LEI) d	1437	1441	1447			1506	1517		1537	1539	1547			1607	1617		1637	
Syston (SYS) d		1449								1548								
Sileby (SIL) d		1454								1553								
Barrow Upon Soar (BWS) d		1458		1458						1557		1557						
Loughborough (LBO) d	1447			1504			1528		1547			1603			1627		1647	
East Midlands Parkway (EMD) 4 d	1454			1513			1535		1554			1612			1634		1654	
Attenborough (ATB) d				1519								1619						
Beeston (BEE) d				1523			1542					1623			1641			
Nottingham (NOT) 8 a			1507	1532			1550				1609	1630			1650			
Newark Castle (NCT) a				1555								1700						
Lincoln (LCN) a				1624								1730						
Grimsby Town (GMB) a												1824						
Long Eaton (LGE) d	1459								1559									1659
Derby (DBY) 6 a	1508					1528			1609					1628				1708
Chesterfield (CHD) a	1527					1547			1628					1646				1728
Sheffield (SHF) 7 a	1542					1601			1642					1701				1743

Operator Days of operation/Notes 1st Class/Reservations/Bus Catering facilities	EM ◇	EM 1 1	EM ◇	EM ◇	EM 1 1	EM 1 1	EM ◇	EM 1 1	EM A ◇	EM 1 1	EM A ◇	EM ◇	EM 1 1	EM 1 1	EM ◇	EM 1 1	EM ◇
St Pancras International (STP) 15 d		1535		1545	1602	1605	1616	1632		1635		1647	1702	1705	1717	1732	
Luton Airport Parkway (LTN) 7 d				1608			1639					1709			1741		
Luton (LUT) 10 d				1611			1642					1712			1744		
Bedford (BDM) 7 d				1627			1658					1728			1800		
Wellingborough (WEL) d				1638			1709					1739			1811		
Kettering (KET) a		1621		1646		1653	1717			1725		1746		1756	1819		
Kettering (KET) d		1622		1647		1654	1718			1726		1748		1758	1820		
Corby (COR) d				1655a			1726a					1756a			1828a		
Oakham (OKM) a																	
Melton Mowbray (MMO) a																	
Market Harborough (MHR) d		1632		1705			1737			1737				1808			
Leicester (LEI) a		1646		1706	1717		1739		1749			1809	1822		1840		
Leicester (LEI) d	1640	1647		1707	1719		1741	1743	1751			1811	1823		1841	1842	
Syston (SYS) d	1648							1751								1850	
Sileby (SIL) d	1653							1756								1855	
Barrow Upon Soar (BWS) d	1657		1657					1800			1800					1859	
Loughborough (LBO) d			1703		1729		1751			1806				1834	1851		
East Midlands Parkway (EMD) 4 d			1712		1737		1758		1804	1815				1842	1859		
Attenborough (ATB) d			1719							1822							
Beeston (BEE) d			1724		1744					1826				1849			
Nottingham (NOT) 8 a		1709	1732		1751				1821	1831				1855			
Newark Castle (NCT) a			1801							1900							
Lincoln (LCN) a			1833							1929							
Grimsby Town (GMB) a										2027							
Long Eaton (LGE) d								1804									1903
Derby (DBY) 6 a					1727			1813					1834				1912
Chesterfield (CHD) a					1747			1836					1853				1931
Sheffield (SHF) 7 a					1805			1851					1917				1948

NOTES (see introductory pages for explanation of train operator codes and standard symbols)

- a Arrival time
- d Departure time
- A To Cleethorpes

London to Kettering, Corby, Leicester, Nottingham, Derby, Chesterfield and Sheffield

Mondays to Fridays

Operator Days of operation/Notes 1st Class/Reservations/Bus Catering facilities	EM	EM	EM	EM	EM	EM	EM	EM	EM	EM	EM	EM	EM	EM	EM	EM	EM	
	1◇ ↖	◇	◇	1◇ ↖	1◇ ↖	◇	1◇ ↖	◇	1◇ ↖	◇	1◇ ↖	1◇ ↖	EM A ◇	◇	1◇ ↖	1◇ ↖	◇	1◇ ↖
St Pancras International (STP) ①②③④⑤ d	1735		1747	1802	1805	1817	1832			1835			1847	1902	1905	1915	1932	
Luton Airport Parkway (LTN) ← 7 d			1812			1839							1909			1937		
Luton (LUT) 10 d			1815			1843							1912			1940		
Bedford (BDM) 7 d			1830			1900							1928			1956		
Wellingborough (WEL) d			1842			1911							1939			2007		
Kettering (KET) a	1824		1850		1856	1918				1927			1947		1955	2015		
Kettering (KET) d	1826		1851		1857	1919				1932	1938		1949		1956	2016		
Corby (COR) d			1859a			1927a					1947		1957a			2024a		
Oakham (OKM) a											2006							
Melton Mowbray (MMO) a											2017							
Market Harborough (MHR) d	1836				1907					1943					2006			
Leicester (LEI) a	1848			1909	1920		1940			1955			2008	2019		2040		
Leicester (LEI) d	1850			1910	1921		1941	1944	1951	1957			2009	2020		2041	2044	2051
Syston (SYS) d																		
Sileby (SIL) d		←							1956									2056
Barrow Upon Soar (BWS) d		1859							2000									2100
Loughborough (LBO) d		1905			1931		1951	2006	2007		←			2031		2051		→
East Midlands Parkway (EMD) ← d	1903	1914			1938		1959	2015				2015		2038		2058		
Attenborough (ATB) d		1920						→				2020						
Beeston (BEE) d		1925			1947							2024			2046			
Nottingham (NOT) 8 a	1913	1932			1956					2024		2030			2053			
Newark Castle (NCT) a		2003										2059						
Lincoln (LCN) a		2035										2129						
Grimsby Town (GMB) a												2224						
Long Eaton (LGE) d							2003											2103
Derby (DBY) 6 a				1931			2012							2031				2112
Chesterfield (CHD) a				1949			2031							2051				2131
Sheffield (SHF) 7 a				2002			2049							2116				2145

Operator Days of operation/Notes 1st Class/Reservations/Bus Catering facilities	EM	EM	EM	EM	EM	EM	EM	EM	EM	EM	EM	EM	EM	EM	EM	EM	EM	EM
	1◇ ↖	◇	◇	1◇ ↖	1◇ ↖	◇	EM B	1◇ ↖	1◇ ↖	EM B	◇	1◇ ↖	1◇ ↖	◇	1◇ ↖	1◇ ↖	◇	1◇ ↖
St Pancras International (STP) ①②③④⑤ d	1935		1945	2002	2005	2015		2031	2034			2045	2102	2105	2115	2132	2135	
Luton Airport Parkway (LTN) ← 7 d			2007			2037						2107			2137			
Luton (LUT) 10 d			2010			2040						2110			2140			
Bedford (BDM) 7 d			2026			2056						2126			2156			
Wellingborough (WEL) d			2037			2107						2138			2208			
Kettering (KET) a	2025		2047		2055	2115				2120		2146		2152	2215		2221	
Kettering (KET) d	2026		2048		2057	2116				2121		2147		2153	2216		2222	
Corby (COR) d			2056a			2126a						2155a			2224a			
Oakham (OKM) a																		
Melton Mowbray (MMO) a																		
Market Harborough (MHR) d	2036				2107					2131				2203			2232	
Leicester (LEI) a	2048			2110	2122				2136	2145			2205	2215		2237	2245	
Leicester (LEI) d	2050			2111	2123		2130	2137	2146				2206	2218		2238	2246	2252
Syston (SYS) d							2137											2300
Sileby (SIL) d		←					2142			←								2305
Barrow Upon Soar (BWS) d		2100					2146			2146								
Loughborough (LBO) d		2106			2133		→	2147		2152				2229		2248		2310
East Midlands Parkway (EMD) ← d	2104	2115			2141			2154		2207e				2236		2256	2300	2318
Attenborough (ATB) d		2121										2220						2324
Beeston (BEE) d		2125			2149							2224			2243			2328
Nottingham (NOT) 8 a	2114	2131			2155				2207	2231				2249			2310	2334
Newark Castle (NCT) a		2205																
Lincoln (LCN) a		2236																
Grimsby Town (GMB) a																		
Long Eaton (LGE) d								2159									2300	
Derby (DBY) 6 a				2131				2210						2228			2309	
Chesterfield (CHD) a				2150				2228						2246			2328	
Sheffield (SHF) 7 a				2203				2243						2300			2341	

NOTES (see introductory pages for explanation of train operator codes and standard symbols)

- a Arrival time
- d Departure time
- e Arrives 7 minutes earlier
- A To Cleethorpes
- B From Peterborough

London to Kettering, Corby, Leicester, Nottingham, Derby, Chesterfield and Sheffield

Mondays to Fridays

Operator 1st Class/Reservations/Bus Catering facilities	EM ◇	EM ◇	EM 1◇ T	EM 1◇ T	EM ◇	EM 1◇ T	EM 1◇ T	EM ◇
St Pancras International (STP) d	2145	2215	2232	2235	2247	2304	2335	2354
Luton Airport Parkway (LTN) d	2207	2238			2316	2346		0033
Luton (LUT) d	2210	2241			2319			0036
Bedford (BDM) d	2226	2256			2341			0101
Wellingborough (WEL) d	2237	2308			2354	0022		0112
Kettering (KET) a	2245	2316		2321	0001	0031	0055	0120
Kettering (KET) d	2247	2317		2322	0003	0037	0056	0122
Corby (COR) d	2255a	2325a			0011a			0131a
Oakham (OKM) a								
Melton Mowbray (MMO) a								
Market Harborough (MHR) d				2332				
Leicester (LEI) a			2336	2346		0127	0143	
Leicester (LEI) d			2337	2347		0131	0149	
System (SYS) d								
Sileby (SIL) d								
Barrow Upon Soar (BWS) d								
Loughborough (LBO) d			2347	2359c		0141	0159	
East Midlands Parkway (EMD) d			2354	0009c		0149	0207	
Attenborough (ATB) d								
Beeston (BEE) d				0019			0213	
Nottingham (NOT) a				0025			0219	
Newark Castle (NCT) a								
Lincoln (LCN) a								
Grimsby Town (GMB) a								
Long Eaton (LGE) d			2359			0155		
Derby (DBY) a			0008			0204		
Chesterfield (CHD) a			0026					
Sheffield (SHF) a			0040					

NOTES (see introductory pages for explanation of train operator codes and standard symbols)

- a Arrival time
d Departure time
c Arrives 3 minutes earlier

London to Kettering, Corby, Leicester, Nottingham, Derby, Chesterfield and Sheffield

Saturdays

Operator 1st Class/Reservations/Bus Catering facilities	EM 1◇	EM ◇	EM 1◇	EM 1◇	EM 1◇	EM ◇	EM ◇	EM ◇	EM 1◇	EM 1◇	EM ◇	EM 1◇	EM 1◇	EM ◇	EM ◇	EM 1◇	EM 1◇	EM ◇	
St Pancras International (STP) ①② 15 d				0530					0533	0600	0605	0608	0630	0633		0646	0702	0705	0715
Luton Airport Parkway (LTN) ← 7 d									0601			0630				0708			0737
Luton (LUT) 10 d									0604			0633				0711			0740
Bedford (BDM) 7 d									0619		0638	0649		0706		0727		0739	0756
Wellingborough (WEL) d									0630	0642		0701				0738		0750	0808
Kettering (KET) a									0638		0652	0709		0720		0746		0756	0815
Kettering (KET) d			0609						0639		0653	0710		0721		0748		0757	0816
Corby (COR) d						0555			0639a			0710a				0757a			0824a
Oakham (OKM) a																			
Melton Mowbray (MMO) a																			
Market Harborough (MHR) d			0619								0704			0731					0807
Leicester (LEI) a			0633	0638	←				0706	0718		0733	0744			0806		0820	
Leicester (LEI) d	0550	0631	0643	0639	0643		0648		0707	0719		0734	0745	0753		0807		0821	
Syston (SYS) d		0639	→				0655							0801					
Sileby (SIL) d		0645					0700							0807					
Barrow Upon Soar (BWS) d		0649					0704							0811					
Loughborough (LBO) d	0600	0654a		0649	0654		0710		0717	0730		0745	0755	0820e				0831	
East Midlands Parkway (EMD) ← d	0607			0657	0701		0719		0725	0737		0753		0829				0839	
Attenborough (ATB) d							0725							0836					
Beeston (BEE) d					0710		0729			0744				0839					0845
Nottingham (NOT) 8 a					0717		0735			0751			0811	0846					0853
Newark Castle (NCT) a							0800							0913					
Lincoln (LCN) a							0831							0942					
Grimsby Town (GMB) a																			
Long Eaton (LGE) d	0612			0701									0757						
Derby (DBY) 6 a	0622			0709					0735				0806					0827	
Chesterfield (CHD) a	0644			0728					0754				0828					0846	
Sheffield (SHF) 7 a	0708			0743					0807				0844					0900	

Operator 1st Class/Reservations/Bus Catering facilities	EM 1◇	EM ◇	EM 1◇	EM ◇	EM ◇	EM 1◇	EM 1◇	EM ◇	EM 1◇	EM 1◇	EM ◇	EM 1◇	EM 1◇	EM ◇	EM ◇	EM 1◇	EM 1◇	EM ◇
St Pancras International (STP) ①② 15 d	0732		0735		0745	0802	0805	0815	0832		0835		0845	0902	0905	0915	0932	
Luton Airport Parkway (LTN) ← 7 d					0807			0837					0907			0937		
Luton (LUT) 10 d					0810			0840					0910			0940		
Bedford (BDM) 7 d					0826			0856					0926			0956		
Wellingborough (WEL) d					0838			0908					0938			1007		
Kettering (KET) a			0821		0845		0852	0915			0921		0945		0952	1016		
Kettering (KET) d			0822		0846		0854	0916			0922		0946		0953	1016		
Corby (COR) d					0854a			0924a					0954a			1024a		
Oakham (OKM) a																		
Melton Mowbray (MMO) a																		
Market Harborough (MHR) d			0832			0904					0932				1003			
Leicester (LEI) a	0836		0845			0905	0916		0935		0945			1005	1016		1036	
Leicester (LEI) d	0837	0843	0846			0906	0917		0937	0943	0946			1006	1018		1037	1043
Syston (SYS) d		0851								0953c								1051
Sileby (SIL) d		0856		←						0958		←						1056
Barrow Upon Soar (BWS) d		0900		0900						1002		1002						1100
Loughborough (LBO) d	0847	→		0906			0927		0947	→		1008			1028		1047	→
East Midlands Parkway (EMD) ← d	0854			0916			0935		0954			1017			1035		1054	
Attenborough (ATB) d				0923								1026						
Beeston (BEE) d				0927			0941					1030			1042			
Nottingham (NOT) 8 a			0911	0934			0950				1009	1037			1049			
Newark Castle (NCT) a				0957								1101						
Lincoln (LCN) a				1027								1130						
Grimsby Town (GMB) a												1227						
Long Eaton (LGE) d	0859								0959									1059
Derby (DBY) 6 a	0908					0927			1008					1027				1108
Chesterfield (CHD) a	0930					0945			1028					1045				1128
Sheffield (SHF) 7 a	0948					1000			1042					1058				1142

NOTES (see introductory pages for explanation of train operator codes and standard symbols)

- a Arrival time
- d Departure time
- c Arrives 3 minutes earlier
- e Arrives 4 minutes earlier

London to Kettering, Corby, Leicester, Nottingham, Derby, Chesterfield and Sheffield

Saturdays

Operator 1st Class/Reservations/Bus Catering facilities	EM 1◇	EM ◇	EM ◇	EM 1◇	EM 1◇	EM ◇	EM 1◇	EM ◇	EM 1◇	EM ◇	EM 1◇	EM ◇	EM 1◇	EM ◇	EM 1◇	EM ◇	EM 1◇	EM ◇
St Pancras International (STP) ①② 15 d	0935		0945	1002	1005	1015	1032		1035		1045	1102	1105	1115	1132		1135	
Luton Airport Parkway (LTN) ← 7 d			1007			1037					1107			1137				
Luton (LUT) 10 d			1010			1040					1110			1140				
Bedford (BDM) 7 d			1026			1056					1126			1156				
Wellingborough (WEL) d			1038			1108					1138			1208				
Kettering (KET) a	1021		1045		1052	1115			1121		1145		1152	1215			1221	
Kettering (KET) d	1022		1046		1054	1116			1122		1146		1153	1216			1222	
Corby (COR) d			1054a			1124a					1154a			1224a				
Oakham (OKM) a																		
Melton Mowbray (MMO) a																		
Market Harborough (MHR) d	1032				1104				1132				1203				1232	
Leicester (LEI) a	1045			1105	1116		1136		1145			1206	1217		1236		1245	
Leicester (LEI) d	1046			1106	1117		1137	1144	1147			1207	1218		1237	1243	1247	
Syston (SYS) d								1151								1250		
Sileby (SIL) d		←						1156		←						1255		←
Barrow Upon Soar (BWS) d		1100						1200		1200						1259		1259
Loughborough (LBO) d		1105			1127		1147	→		1206		1228		1247	→			1305
East Midlands Parkway (EMD) ← d		1114			1135		1154			1214		1236		1254				1313
Attenborough (ATB) d		1120								1221								1320
Beeston (BEE) d		1124			1141					1225			1243					1324
Nottingham (NOT) 8 a	1109	1136			1150				1211	1232			1251				1310	1336
Newark Castle (NCT) a		1200								1301								1400
Lincoln (LCN) a		1230								1331								1430
Grimsby Town (GMB) a										1427								
Long Eaton (LGE) d							1159								1259			
Derby (DBY) 6 a				1127				1208				1227			1308			
Chesterfield (CHD) a				1145				1227				1246			1328			
Sheffield (SHF) 7 a				1159				1244				1259			1343			

Operator 1st Class/Reservations/Bus Catering facilities	EM ◇	EM 1◇	EM 1◇	EM ◇	EM 1◇	EM ◇	EM 1◇	EM ◇	EM 1◇	EM ◇	EM 1◇	EM ◇	EM 1◇	EM ◇	EM 1◇	EM ◇	EM 1◇	EM ◇
St Pancras International (STP) ①② 15 d	1145	1202	1205	1215	1232		1235		1245	1302	1305	1315	1332		1335		1345	1402
Luton Airport Parkway (LTN) ← 7 d	1207			1237					1307			1337						1407
Luton (LUT) 10 d	1210			1240					1310			1340						1410
Bedford (BDM) 7 d	1226			1256					1326			1356						1426
Wellingborough (WEL) d	1238			1308					1338			1408						1438
Kettering (KET) a	1245		1252	1315		1321		1345		1352	1415			1421				1445
Kettering (KET) d	1246		1254	1316		1322		1346		1353	1416			1422				1446
Corby (COR) d	1254a			1324a				1354a			1424a							1454a
Oakham (OKM) a																		
Melton Mowbray (MMO) a																		
Market Harborough (MHR) d			1304				1332				1403				1432			
Leicester (LEI) a		1305	1317		1336		1345			1405	1416		1435		1445			1505
Leicester (LEI) d		1306	1318		1337	1341	1346			1406	1418		1436	1442	1447			1506
Syston (SYS) d						1349								1450				
Sileby (SIL) d						1354		←						1455		←		
Barrow Upon Soar (BWS) d						1358		1358						1459				1459
Loughborough (LBO) d			1328		1347	→		1404			1428		1446	→				1504
East Midlands Parkway (EMD) ← d			1335		1354			1413			1435		1454					1513
Attenborough (ATB) d								1420										1518
Beeston (BEE) d				1342				1424			1442							1522
Nottingham (NOT) 8 a				1351			1409	1433			1450				1508	1532		
Newark Castle (NCT) a								1502										1601
Lincoln (LCN) a								1532										1631
Grimsby Town (GMB) a								1628										
Long Eaton (LGE) d					1401								1458					
Derby (DBY) 6 a			1327		1410					1427			1507					1527
Chesterfield (CHD) a			1346		1428					1445			1526					1545
Sheffield (SHF) 7 a			1359		1446					1459			1542					1559

NOTES (see introductory pages for explanation of train operator codes and standard symbols)

- a Arrival time
- d Departure time

London to Kettering, Corby, Leicester, Nottingham, Derby, Chesterfield and Sheffield

Saturdays

Operator Days of operation/Notes 1st Class/Reservations/Bus Catering facilities	EM	EM	EM	EM	EM	EM	EM	EM	EM	EM	EM	EM	EM	EM	EM	EM	EM	EM
	1◇	◇	1◇	◇	1◇	◇	◇	1◇	1◇	◇	1◇	◇	1◇	◇	1◇	◇	1◇	◇
St Pancras International (STP) ①②③④⑤ d	1405	1415	1432		1435		1445	1502	1505	1515	1532		1535		1545	1602	1605	1615
Luton Airport Parkway (LTN) ← 7 d		1437					1507			1537					1607			1637
Luton (LUT) 10 d		1440					1510			1540					1610			1640
Bedford (BDM) 7 d		1456					1526			1556					1626			1656
Wellingborough (WEL) d		1508					1538			1608					1638			1708
Kettering (KET) a	1452	1515			1521		1545		1551	1615			1621		1645		1651	1715
Kettering (KET) d	1453	1516			1522		1546		1552	1616			1622		1646		1652	1716
Corby (COR) d		1524a					1554a			1624a					1654a			1724a
Oakham (OKM) a																		
Melton Mowbray (MMO) a																		
Market Harborough (MHR) d	1503				1532				1602				1632					1704c
Leicester (LEI) a	1516		1536		1545			1605	1615		1635		1645			1705	1717	
Leicester (LEI) d	1518		1537	1543	1546			1606	1618		1636	1643	1646			1706	1718	
Syston (SYS) d				1551								1651						
Sileby (SIL) d				1556			←					1656		←				
Barrow Upon Soar (BWS) d				1600			1600					1700		1700				
Loughborough (LBO) d	1528		1548	↘	1606				1628		1647	↘		1706			1728	
East Midlands Parkway (EMD) ← d	1535		1555		1615				1635		1655			1715			1737c	
Attenborough (ATB) d					1622										1723			
Beeston (BEE) d	1542				1626				1642					1727			1744	
Nottingham (NOT) 8 a	1551				1632				1650				1709	1734			1750	
Newark Castle (NCT) a					1701										1803			
Lincoln (LCN) a					1731										1832			
Grimsby Town (GMB) a					1828										1930			
Long Eaton (LGE) d			1600								1659							
Derby (DBY) 6 a			1609					1627			1708						1726	
Chesterfield (CHD) a			1629					1645			1729						1745	
Sheffield (SHF) 7 a			1642					1658			1744						1758	

Operator 1st Class/Reservations/Bus Catering facilities	EM	EM	EM	EM	EM	EM	EM	EM	EM	EM	EM	EM	EM	EM	EM	EM	EM	EM
	1◇	◇	1◇	◇	◇	1◇	1◇	◇	1◇	◇	1◇	◇	1◇	◇	1◇	1◇	◇	1◇
St Pancras International (STP) ①②③④⑤ d	1632		1635		1645	1702	1705	1715	1732		1735		1745	1802	1805	1815	1832	
Luton Airport Parkway (LTN) ← 7 d					1707			1737					1807			1837		
Luton (LUT) 10 d					1710			1740					1810			1840		
Bedford (BDM) 7 d					1726			1756					1826			1856		
Wellingborough (WEL) d					1738			1808					1838			1908		
Kettering (KET) a			1721		1745		1751	1815			1821		1845		1851	1915		
Kettering (KET) d			1722		1746		1752	1816			1822		1846		1852	1916		
Corby (COR) d					1754a			1824a					1854a			1924a		
Oakham (OKM) a																		
Melton Mowbray (MMO) a																		
Market Harborough (MHR) d			1732				1803				1832				1903			
Leicester (LEI) a	1735		1744			1805	1816		1835		1845			1905	1916		1935	
Leicester (LEI) d	1736	1739	1745			1806	1818		1836	1843	1847			1906	1918		1936	1938
Syston (SYS) d		1749								1851								1948
Sileby (SIL) d		1754		←						1856		←						1953
Barrow Upon Soar (BWS) d		1758		1758						1900		1900						1957
Loughborough (LBO) d	1746	↘		1804			1828		1846		↘		1905		1928		1946	↘
East Midlands Parkway (EMD) ← d	1753			1813			1835		1854				1914		1935		1954	
Attenborough (ATB) d				1820									1920					
Beeston (BEE) d				1824			1842						1924			1943		
Nottingham (NOT) 8 a			1807	1831			1852				1908		1930		1950			
Newark Castle (NCT) a				1902									1958					
Lincoln (LCN) a				1931									2024					
Grimsby Town (GMB) a																		
Long Eaton (LGE) d	1759								1900									1959
Derby (DBY) 6 a	1808					1827			1909					1927			2007	
Chesterfield (CHD) a	1828					1845			1928					1946			2026	
Sheffield (SHF) 7 a	1843					1900			1942					1959			2040	

NOTES (see introductory pages for explanation of train operator codes and standard symbols)

- a Arrival time
- d Departure time
- c Arrives 3 minutes earlier
- A To Cleethorpes

London to Kettering, Corby, Leicester, Nottingham, Derby, Chesterfield and Sheffield

Saturdays

Operator 1st Class/Reservations/Bus Catering facilities	EM 1◇ ↖	EM ◇	EM ◇	EM 1◇ ↖	EM 1◇ ↖	EM ◇	EM 1◇ ↖	EM ◇	EM 1◇ ↖	EM ◇	EM 1◇ ↖	EM ◇	EM 1◇ ↖	EM 1◇ ↖	EM ◇	EM 1◇ ↖	EM ◇	EM 1◇ ↖	EM ◇
St Pancras International (STP) ①② 15 d	1835		1845	1902	1905	1915	1932		1935		1945	2002	2005	2015	2032		2035		
Luton Airport Parkway (LTN) ← 7 d			1907			1937					2007			2037					
Luton (LUT) 10 d			1910			1940					2010			2040					
Bedford (BDM) 7 d			1926			1956					2026			2056					
Wellingborough (WEL) d			1938			2008					2038			2108					
Kettering (KET) a	1921		1945		1952	2015			2021		2045		2052	2115			2121		
Kettering (KET) d	1922		1946		1954	2016			2022		2046		2053	2116			2122		
Corby (COR) d			1954a			2024a					2054a			2124a					
Oakham (OKM) a																			
Melton Mowbray (MMO) a																			
Market Harborough (MHR) d	1932				2004				2032				2103				2132		
Leicester (LEI) a	1944			2005	2017		2036		2046			2105	2116		2135		2145		
Leicester (LEI) d	1946			2006	2018		2037	2043	2047			2106	2117		2136	2141	2146		
Syston (SYS) d								2050								2149			
Sileby (SIL) d		←						2055		←						2154			←
Barrow Upon Soar (BWS) d		1957						2059		2059						2158			2158
Loughborough (LBO) d		2003			2028		2047	→		2105		2128		2146	→				2204
East Midlands Parkway (EMD) ← d		2011			2035		2054		2100	2113		2136		2154					2213
Attenborough (ATB) d		2017								2120									2220
Beeston (BEE) d		2021			2042					2124			2142						2224
Nottingham (NOT) 8 a	2009	2029			2048				2110	2130		2148					2207		2230
Newark Castle (NCT) a		2056								2205									
Lincoln (LCN) a		2126								2232									
Grimsby Town (GMB) a																			
Long Eaton (LGE) d							2059						2121			2200			
Derby (DBY) 6 a					2027				2108				2130			2211			
Chesterfield (CHD) a					2047				2127				2149			2230			
Sheffield (SHF) 7 a					2101				2141				2202			2243			

Operator 1st Class/Reservations/Bus Catering facilities	EM ◇	EM 1◇ ↖	EM 1◇ ↖	EM ◇	EM 1◇ ↖	EM 1◇ ↖	EM ◇	EM 1◇ ↖	EM ◇	EM 1◇ ↖	EM ◇	EM 1◇ ↖	EM ◇
St Pancras International (STP) ①② 15 d	2045	2102	2105	2115	2132	2135	2145	2215	2218		2232	2235	
Luton Airport Parkway (LTN) ← 7 d	2107			2137			2207		2240				
Luton (LUT) 10 d	2110			2140			2210		2243				
Bedford (BDM) 7 d	2126			2156			2228		2259			2316	
Wellingborough (WEL) d	2138			2208			2240		2310			2335a	
Kettering (KET) a	2145		2152	2215		2224	2247	2302	2319		2319		
Kettering (KET) d	2146		2153	2216		2225	2248	2304			2320		
Corby (COR) d	2154a			2224a			2256a						
Oakham (OKM) a													
Melton Mowbray (MMO) a													
Market Harborough (MHR) d			2203			2235		2314			2330		
Leicester (LEI) a		2205	2217		2235	2248		2327			2342		
Leicester (LEI) d		2206	2218		2236	2249		2328		2333	2345		
Syston (SYS) d													
Sileby (SIL) d													
Barrow Upon Soar (BWS) d													
Loughborough (LBO) d			2228		2246	2259		2338		2344	2355		
East Midlands Parkway (EMD) ← d			2235		2254	2306		2345		2352	0002		
Attenborough (ATB) d										2358			
Beeston (BEE) d			2242							0002	0013		
Nottingham (NOT) 8 a			2248			2316				0008	0018		
Newark Castle (NCT) a													
Lincoln (LCN) a													
Grimsby Town (GMB) a													
Long Eaton (LGE) d											0037		
Derby (DBY) 6 a		2227			2304			2355			0046		
Chesterfield (CHD) a		2245			2322								
Sheffield (SHF) 7 a		2258			2335								

NOTES (see introductory pages for explanation of train operator codes and standard symbols)

- a Arrival time
- d Departure time

London to Kettering, Corby, Leicester, Nottingham, Derby, Chesterfield and Sheffield

Sundays

Operator 1st Class/Reservations/Bus Catering facilities	EM 1◇ CP	EM ◇	EM 1◇ CP	EM ◇	EM 1◇ CP	EM ◇	EM 1◇ CP	EM 1◇ CP	EM 1◇ CP	EM ◇	EM 1◇ CP	EM ◇	EM 1◇ CP	EM ◇	EM 1◇ CP	EM ◇	EM 1◇ CP	EM ◇
St Pancras International (STP) ①② 15 d			0900		0930		1005	1030	1100		1130		1202	1214	1234		1302	1314
Luton Airport Parkway (LTN) ← 7 d			0924		0953		1028	1053	1124		1154			1236	1257			1336
Luton (LUT) 10 d			0928				1031		1128					1239				1339
Bedford (BDM) 7 d			0942		1010		1045	1110	1142		1211			1255	1311			1355
Wellingborough (WEL) d			0954		1022		1056	1122	1154		1222			1306	1323			1407
Kettering (KET) a			1000		1028		1102	1128	1200		1228			1315	1329			1414
Kettering (KET) d		0945	1001	1015	1029	1100	1103	1129	1201	1202	1229	1230		1316	1330	1348		1416
Corby (COR) d		0953a		1023a		1108a				1210a		1238a		1324a		1356a		1424a
Oakham (OKM) a																		
Melton Mowbray (MMO) a																		
Market Harborough (MHR) d			1011		1039		1113	1139	1211		1239		1257		1340		1355	
Leicester (LEI) a			1024		1053		1127	1153	1225		1253		1311		1354		1409	
Leicester (LEI) d	1015		1025		1054		1129	1154	1226		1254		1313		1356		1411	
Syston (SYS) d																		
Sileby (SIL) d																		
Barrow Upon Soar (BWS) d																		
Loughborough (LBO) d	1025		1035		1104		1139	1204	1236				1323		1406		1421	
East Midlands Parkway (EMD) ← d	1032		1043		1112		1147	1212	1244				1330		1414		1428	
Attenborough (ATB) d																		
Beeston (BEE) d			1049				1153		1251						1421			
Nottingham (NOT) 8 a			1056				1159		1257		1315				1427			
Newark Castle (NCT) a																		
Lincoln (LCN) a																		
Grimsby Town (GMB) a																		
Long Eaton (LGE) d	1037				1116			1216					1335				1433	
Derby (DBY) 6 a	1048				1125			1227					1344				1442	
Chesterfield (CHD) a	1111				1144			1246					1409				1510	
Sheffield (SHF) 7 a	1126				1157			1259					1428				1527	









Operator 1st Class/Reservations/Bus Catering facilities	EM 1◇ CP	EM ◇	EM 1◇ CP	EM ◇	EM 1◇ CP	EM ◇	EM 1◇ CP	EM 1◇ CP	EM 1◇ CP	EM ◇	EM 1◇ CP	EM ◇	EM 1◇ CP	EM ◇	EM 1◇ CP	EM ◇	EM 1◇ CP	EM ◇
St Pancras International (STP) ①② 15 d	1334		1402	1414	1434	1444	1502	1514	1532	1535	1544	1602	1605	1614	1632	1635	1644	1702
Luton Airport Parkway (LTN) ← 7 d	1357			1436		1506		1536			1606			1636			1706	
Luton (LUT) 10 d	1400			1439		1509		1539			1609			1639			1709	
Bedford (BDM) 7 d	1414			1455		1525		1555			1625			1655			1725	
Wellingborough (WEL) d	1426			1507		1537		1607			1637			1706			1737	
Kettering (KET) a	1432			1514	1520	1545		1615	1617	1623	1645		1650	1715		1721	1745	
Kettering (KET) d	1433	1446		1516	1521	1547		1617	1618	1624	1647		1651	1717		1722	1747	
Corby (COR) d		1454a		1524a		1555a		1625a			1655a			1725a			1755a	
Oakham (OKM) a																		
Melton Mowbray (MMO) a																		
Market Harborough (MHR) d	1443		1455		1531		1555			1634		1655	1701			1732		
Leicester (LEI) a	1500		1509		1545		1609		1640	1652		1708	1718		1737	1746		1805
Leicester (LEI) d	1502		1511		1547		1611		1642	1653		1709	1719		1738	1748		1806
Syston (SYS) d																		
Sileby (SIL) d																		
Barrow Upon Soar (BWS) d																		
Loughborough (LBO) d	1512		1521		1557		1621		1652	1703			1729		1748			
East Midlands Parkway (EMD) ← d	1519		1529		1605		1629		1659	1711		1723	1737		1755	1802		1820
Attenborough (ATB) d																		
Beeston (BEE) d	1527				1611				1717				1743			1808		
Nottingham (NOT) 8 a	1534				1623				1723				1750			1815		
Newark Castle (NCT) a																		
Lincoln (LCN) a																		
Grimsby Town (GMB) a																		
Long Eaton (LGE) d			1533				1633		1704						1800			
Derby (DBY) 6 a			1542				1642		1713				1733		1809			1830
Chesterfield (CHD) a			1609				1710		1733				1751		1832			1848
Sheffield (SHF) 7 a			1627				1727		1749				1804		1846			1903











NOTES (see introductory pages for explanation of train operator codes and standard symbols)

- a Arrival time
- d Departure time

London to Kettering, Corby, Leicester, Nottingham, Derby, Chesterfield and Sheffield

Sundays

Operator 1st Class/Reservations/Bus Catering facilities	EM 1◇ CP	EM ◇	EM 1◇ CP	EM 1◇ CP	EM ◇	EM 1◇ CP	EM 1◇ CP	EM ◇	EM 1◇ CP	EM 1◇ CP	EM ◇	EM 1◇ CP	EM 1◇ CP	EM ◇	EM 1◇ CP	EM 1◇ CP	EM ◇	EM 1◇ CP
St Pancras International (STP)  d	1705	1714	1732	1735	1744	1802	1805	1814	1832	1835	1844	1902	1905	1914	1932	1935	1944	2002
Luton Airport Parkway (LTN)  d		1736			1806			1836			1906			1936			2006	
Luton (LUT)  d		1739			1809			1839			1909			1939			2009	
Bedford (BDM)  d		1755			1825			1855			1925			1955			2025	
Wellingborough (WEL) d		1807			1836			1906			1936			2006			2037	
Kettering (KET) a	1750	1815		1820	1845		1850	1915		1920	1945		1950	2015		2020	2045	
Kettering (KET) d	1751	1817		1821	1847		1851	1917		1921	1947		1951	2017		2021		
Corby (COR) d		1825a			1855a			1925a			1955a			2025a				
Oakham (OKM) a																		
Melton Mowbray (MMO) a																		
Market Harborough (MHR) d	1801			1831			1901			1931			2001			2031		
Leicester (LEI) a	1816		1837	1846		1905	1916		1937	1946		2005	2017		2037	2046		2105
Leicester (LEI) d	1819		1838	1849		1906	1918		1938	1947		2007	2019		2038	2048		2106
Syston (SYS) d																		
Sileby (SIL) d																		
Barrow Upon Soar (BWS) d																		
Loughborough (LBO) d	1829		1848				1928		1948				2029		2048	2058		2116
East Midlands Parkway (EMD)  d	1836		1855	1902		1920	1935		1955	2001		2020	2036		2055	2105		2124
Attenborough (ATB) d																		
Beeston (BEE) d	1845						1944						2044					
Nottingham (NOT)  a	1850			1912			1950			2011			2050			2115		
Newark Castle (NCT) a																		
Lincoln (LCN) a																		
Grimsby Town (GMB) a																		
Long Eaton (LGE) d			1900						2000						2100			
Derby (DBY)  a		1909				1930			2009			2030		2109				2134
Chesterfield (CHD) a		1932				1950			2032			2049		2127				2153
Sheffield (SHF)  a		1947				2005			2047			2103		2141				2208

Operator 1st Class/Reservations/Bus Catering facilities	EM 1◇ CP	EM ◇	EM 1◇ CP	EM 1◇ CP	EM ◇	EM 1◇ CP	EM 1◇ CP	EM ◇	EM 1◇ CP	EM 1◇ CP	EM ◇	EM 1◇ CP	EM 1◇ CP	EM ◇	EM 1◇ CP	EM 1◇ CP
St Pancras International (STP)  d	2005	2014	2032	2035	2044	2102	2114		2135	2202		2212	2232	2300		
Luton Airport Parkway (LTN)  d		2036			2106		2136		2157			2236	2254	2330		
Luton (LUT)  d		2039			2109		2139					2239				
Bedford (BDM)  d		2055			2125		2155		2211			2255	2313	2359		
Wellingborough (WEL) d		2107			2137		2207		2223			2307	2326	0011		
Kettering (KET) a	2050	2115		2120	2145		2215		2229			2315	2332	0017		
Kettering (KET) d	2051	2117		2121			2217		2230			2316	2334	0018		
Corby (COR) d		2125a					2225a					2324a				
Oakham (OKM) a																
Melton Mowbray (MMO) a																
Market Harborough (MHR) d	2101			2131					2240	2256			2344	0028		
Leicester (LEI) a	2116		2136	2146		2207			2254	2311			2358	0043		
Leicester (LEI) d	2117		2138	2147		2208		2230	2256	2312			2359	0044		
Syston (SYS) d																
Sileby (SIL) d																
Barrow Upon Soar (BWS) d																
Loughborough (LBO) d	2127		2148				2218		2240	2306			0009	0054		
East Midlands Parkway (EMD)  d	2135		2155			2225		2247	2313	2325			0017	0101		
Attenborough (ATB) d																
Beeston (BEE) d	2142			2206					2320				0023			
Nottingham (NOT)  a	2148			2212					2326		2326		0029			
Newark Castle (NCT) a																
Lincoln (LCN) a																
Grimsby Town (GMB) a																
Long Eaton (LGE) d			2200			2230			2330							
Derby (DBY)  a			2209			2239		2257	2339	2350				0112		
Chesterfield (CHD) a			2227			2257			2357							
Sheffield (SHF)  a			2242			2314			0013							

NOTES (see introductory pages for explanation of train operator codes and standard symbols)

- a Arrival time
- d Departure time

Sheffield, Chesterfield, Derby, Nottingham, Leicester, Corby and Kettering to London

Mondays to Fridays

Operator Days of operation/Notes 1st Class/Reservations/Bus Catering facilities	EM ◇	EM MX 1◇ ⌘	EM MO 1◇ ⌘	EM ◇	EM 1◇ ⌘	EM ◇	EM 1◇ ⌘	EM ◇	EM 1◇ ⌘	EM ◇	EM 1◇ ⌘	EM ◇	EM 1◇ ⌘	EM ◇	EM 1◇ ⌘	EM ◇
Sheffield (SHF) 7 d																
Chesterfield (CHD) d																
Derby (DBY) 6 d		0413	0440		0447		0530								0556	
Long Eaton (LGE) d			0448		0456		0538								0608	
Grimsby Town (GMB) d															0628	
Lincoln (LCN) d															0636	
Newark Castle (NCT) d																
Nottingham (NOT) 8 d					0514	0531				0549					0611	
Beeston (BEE) d					0520										0618	
Attenborough (ATB) d																0649
East Midlands Parkway (EMD) 4 d		0424	0453		0527	0542	0543								0615	0624
Loughborough (LBO) d		0431	0500		0534	0551	0550								0632	0648
Barrow Upon Soar (BWS) d																
Sileby (SIL) d																
Syston (SYS) d																
Leicester (LEI) a		0441	0510		0544		0600		0609	0615	0629			0642	0658	
Leicester (LEI) d		0447	0512		0547		0602		0610		0630			0643	0700	
Market Harborough (MHR) d			0525		0600				0624					0657		
Melton Mowbray (MMO) d																
Oakham (OKM) d																
Corby (COR) d	0432			0537					0610					0638		0709
Kettering (KET) a	0440	0534	0534	0545	0609				0618	0633				0646	0706	0717
Kettering (KET) d	0440	0535	0535	0545	0611				0618	0636				0647	0707	0717
Wellingborough (WEL) d	0448			0553					0626					0655		0725
Bedford (BDM) 7 d	0507			0609					0640					0710		0740
Luton (LUT) 10 d	0529			0625					0656					0726		0756
Luton Airport Parkway (LTN) 7 d	0532	0613	0613	0628					0659					0729		0759
St Pancras International (STP) 15 a	0602	0636	0636	0651	0701		0709	0724	0735		0739	0754	0757	0808	0824	0827

Operator 1st Class/Reservations/Bus Catering facilities	EM ◇	EM 1◇ ⌘	EM ◇	EM 1◇ ⌘	EM 1◇ ⌘	EM ◇	EM ◇	EM 1◇ ⌘	EM ◇	EM 1◇ ⌘	EM ◇	EM 1◇ ⌘	EM 1◇ ⌘	EM ◇	EM 1◇ ⌘	EM ◇
Sheffield (SHF) 7 d		0630				0700						0734				0757
Chesterfield (CHD) d		0644				0713						0746				0811
Derby (DBY) 6 d		0705				0733						0806				0832
Long Eaton (LGE) d						0741										0840
Grimsby Town (GMB) d																
Lincoln (LCN) d				0614					0640							
Newark Castle (NCT) d				0642					0714							
Nottingham (NOT) 8 d				0712				0727	0748					0813	0824	
Beeston (BEE) d				0718				0733						0819	0831	
Attenborough (ATB) d								0737							0835	
East Midlands Parkway (EMD) 4 d				0727				0744	0758					0825	0842	0845
Loughborough (LBO) d	0658	0719			0750			0753		0753	0820				0852	0853
Barrow Upon Soar (BWS) d	0703									0758					0857	
Sileby (SIL) d	0707									0804						
Syston (SYS) d	0713									0810						
Leicester (LEI) a	0721	0729		0740	0800			0812	0818	0830				0839		0903
Leicester (LEI) d		0731		0743	0801			0813		0831				0842		0904
Market Harborough (MHR) d				0757				0827						0855		
Melton Mowbray (MMO) d														0815		
Oakham (OKM) d														0827		
Corby (COR) d			0739			0808						0839	0848			0910
Kettering (KET) a			0747	0806		0816		0836				0847	0857	0906		0918
Kettering (KET) d			0747	0808		0816		0837				0847		0912		0919
Wellingborough (WEL) d			0756			0825						0855				0927
Bedford (BDM) 7 d			0810			0839						0911				0941
Luton (LUT) 10 d			0825			0855						0926				0956
Luton Airport Parkway (LTN) 7 d			0828			0858						0929				0959
St Pancras International (STP) 15 a		0838	0851	0856	0909	0921		0927		0939	0953		1006		1009	1022

NOTES (see introductory pages for explanation of train operator codes and standard symbols)

- a Arrival time
- d Departure time
- MO Mondays only
- MX Not Mondays

Sheffield, Chesterfield, Derby, Nottingham, Leicester, Corby and Kettering to London

Mondays to Fridays

Operator 1st Class/Reservations/Bus Catering facilities	EM 1◇ ♣	EM ◇	EM 1◇ ♣	EM ◇	EM 1◇ ♣	EM 1◇ ♣	EM ◇	EM ◇	EM ◇	EM 1◇ ♣	EM ◇	EM 1◇ ♣	EM ◇	EM 1◇ ♣	EM ◇	EM 1◇ ♣	EM ◇
Sheffield (SHF) d			0837			0900						0937				1000	
Chesterfield (CHD) d			0849			0913						0949				1013	
Derby (DBY) d			0909			0932						1009				1032	
Long Eaton (LGE) d						0941										1041	
Grimsby Town (GMB) d									0741							0840	
Lincoln (LCN) d									0838							0935	
Newark Castle (NCT) d									0906							1003	
Nottingham (NOT) d	0850				0912				0929	0950					1012	1027	
Beeston (BEE) d					0918				0935						1018	1033	
Attenborough (ATB) d									0939							1037	
East Midlands Parkway (EMD) d					0925	0945			0946						1024	1044	1045
Loughborough (LBO) d					0932	0953			0955						1032	1053	1053
Barrow Upon Soar (BWS) d																	
Sileby (SIL) d			0857														
Syston (SYS) d			0901														
Leicester (LEI) a	0910	0916	0929		0942	1003					1012	1019	1029		1042		1103
Leicester (LEI) d	0912		0930		0943	1004					1013		1032		1043		1104
Market Harborough (MHR) d	0926				0957						1026				1057		
Melton Mowbray (MMO) d																	
Oakham (OKM) d																	
Corby (COR) d					0939		1010							1038			1110
Kettering (KET) a	0935				0947	1006	1018				1035			1046	1106		1118
Kettering (KET) d	0936				0948	1007	1019				1036			1047	1107		1119
Wellingborough (WEL) d					0956		1027							1055			1127
Bedford (BDM) d					1010		1040							1110			1140
Luton (LUT) d					1025		1056							1126			1156
Luton Airport Parkway (LTN) d					1029		1059							1129			1159
St Pancras International (STP) a	1027		1039	1052	1055	1109	1123				1127		1136	1152	1155		1209
1222																	

Operator 1st Class/Reservations/Bus Catering facilities	EM 1◇ ♣	EM ◇	EM 1◇ ♣	EM ◇	EM 1◇ ♣	EM ◇	EM 1◇ ♣	EM ◇	EM ◇	EM 1◇ ♣	EM ◇	EM 1◇ ♣	EM ◇	EM 1◇ ♣	EM ◇	EM 1◇ ♣	EM ◇
Sheffield (SHF) d			1037				1100					1137					1200
Chesterfield (CHD) d			1049				1113					1149					1212
Derby (DBY) d			1110				1132					1209					1232
Long Eaton (LGE) d							1141										1240
Grimsby Town (GMB) d																	1040
Lincoln (LCN) d							1034										1135
Newark Castle (NCT) d							1104										1203
Nottingham (NOT) d	1050				1112	1127					1151					1212	1227
Beeston (BEE) d					1118	1133										1218	1233
Attenborough (ATB) d						1137											1237
East Midlands Parkway (EMD) d					1127	1144	1145									1225	1244
Loughborough (LBO) d					1134	1153	1153									1232	1252
Barrow Upon Soar (BWS) d																	
Sileby (SIL) d																	
Syston (SYS) d																	
Leicester (LEI) a	1110	1116	1131		1144		1203				1211	1216	1229		1242		1302
Leicester (LEI) d	1112		1133		1145		1204				1213		1232		1243		1303
Market Harborough (MHR) d	1126				1159						1226				1257		
Melton Mowbray (MMO) d																	
Oakham (OKM) d																	
Corby (COR) d					1139						1203			1239			1309
Kettering (KET) a	1135				1147	1208					1211	1235		1247	1306		1317
Kettering (KET) d	1137				1147	1209					1211	1237		1247	1307		1318
Wellingborough (WEL) d					1156						1219			1255			1327
Bedford (BDM) d					1210						1238e			1310			1340
Luton (LUT) d					1225						1255			1325			1356
Luton Airport Parkway (LTN) d					1228						1258			1328			1359
St Pancras International (STP) a	1227		1239	1251	1255		1308	1321	1327				1339	1351	1354		1409
1422																	

NOTES (see introductory pages for explanation of train operator codes and standard symbols)

- a Arrival time
- d Departure time
- e Arrives 5 minutes earlier

Sheffield, Chesterfield, Derby, Nottingham, Leicester, Corby and Kettering to London

Mondays to Fridays

Operator 1st Class/Reservations/Bus Catering facilities	EM 11 ♣	EM ◇	EM 11 ♣	EM ◇	EM 11 ♣	EM 11 ♣	EM ◇	EM ◇	EM ◇	EM 11 ♣	EM ◇	EM 11 ♣	EM ◇	EM 11 ♣	EM 11 ♣	EM 11 ♣	EM ◇
Sheffield (SHF) 7 d			1237				1300					1337				1400	
Chesterfield (CHD) d			1249				1313					1349				1412	
Derby (DBY) 6 d			1309				1332					1409				1432	
Long Eaton (LGE) d							1341									1440	
Grimsby Town (GMB) d																	1240
Lincoln (LCN) d									1236								1335
Newark Castle (NCT) d									1304								1404
Nottingham (NOT) 8 d	1250				1312				1328	1350					1412		1427
Beeston (BEE) d					1318				1335						1418		1434
Attenborough (ATB) d		←							1339								1438
East Midlands Parkway (EMD) ← d		1244			1326	1345			1346		←				1425	1445	1445
Loughborough (LBO) d		1253			1334	1353			1354		1354				1432	1452	1453
Barrow Upon Soar (BWS) d		1258							→								→
Sileby (SIL) d		1302										1403					
Syston (SYS) d		1308										1409					
Leicester (LEI) a	1310	1316	1329		1344	1403				1410	1417	1429		1442	1502		
Leicester (LEI) d	1313		1332		1345	1404				1413		1432		1443	1504		
Market Harborough (MHR) d	1326				1358					1426				1457			
Melton Mowbray (MMO) d																	
Oakham (OKM) d													1440			1507	
Corby (COR) d				1339			1406						1440			1507	
Kettering (KET) a	1335			1347	1407		1414			1435			1448	1506		1515	
Kettering (KET) d	1337			1347	1408		1414			1437			1448	1507		1515	
Wellingborough (WEL) d				1355			1423						1456			1523	
Bedford (BDM) 7 d				1410			1441						1510			1541	
Luton (LUT) 10 d				1425			1456						1525			1556	
Luton Airport Parkway (LTN) ← 7 d				1428			1459						1528			1559	
St Pancras International (STP) ⊕ 15 a	1427		1442	1451	1455	1509	1522			1526		1539	1551	1554	1609	1622	

Operator 1st Class/Reservations/Bus Catering facilities	EM 11 ♣	EM ◇	EM 11 ♣	EM ◇	EM 11 ♣	EM 11 ♣	EM ◇	EM ◇	EM ◇	EM 11 ♣	EM ◇	EM 11 ♣	EM ◇	EM 11 ♣	EM 11 ♣	EM ◇	EM ◇
Sheffield (SHF) 7 d			1437				1500					1537				1600	
Chesterfield (CHD) d			1449				1512					1549				1613	
Derby (DBY) 6 d			1509				1532					1609				1632	
Long Eaton (LGE) d							1540									1641	
Grimsby Town (GMB) d																	1438
Lincoln (LCN) d									1437								1533
Newark Castle (NCT) d									1504								1559
Nottingham (NOT) 8 d	1450				1512				1528	1550					1612		1628
Beeston (BEE) d					1518				1534						1618		1634
Attenborough (ATB) d									1538								1638
East Midlands Parkway (EMD) ← d		←			1525	1545			1545		←				1625	1645	1645
Loughborough (LBO) d		1453			1532	1552			1554		1554				1632	1653	1654
Barrow Upon Soar (BWS) d		1459							→								→
Sileby (SIL) d		1503										1603					
Syston (SYS) d		1508										1609					
Leicester (LEI) a	1510	1517	1529		1542	1602				1610	1617	1629		1642	1703		
Leicester (LEI) d	1512		1531		1543	1603				1612		1630		1643	1704		
Market Harborough (MHR) d	1526				1557					1625				1657			
Melton Mowbray (MMO) d																	
Oakham (OKM) d													1640			1703	
Corby (COR) d				1540			1610						1640			1703	
Kettering (KET) a	1535			1548	1606		1618			1635			1648	1706		1711	
Kettering (KET) d	1537			1548	1607		1618			1636			1648	1707		1712	
Wellingborough (WEL) d				1556			1627						1656			1720	
Bedford (BDM) 7 d				1610			1640						1712	1726c		1740f	
Luton (LUT) 10 d				1626			1656						1727			1755	
Luton Airport Parkway (LTN) ← 7 d				1629			1659						1730			1758	
St Pancras International (STP) ⊕ 15 a	1627		1639	1653	1656	1709	1723			1728		1740	1753	1806	1810	1823	

NOTES (see introductory pages for explanation of train operator codes and standard symbols)

- a Arrival time
- d Departure time
- c Arrives 3 minutes earlier
- f Arrives 7 minutes earlier

Sheffield, Chesterfield, Derby, Nottingham, Leicester, Corby and Kettering to London

Mondays to Fridays

Operator Days of operation/Notes 1st Class/Reservations/Bus Catering facilities	EM	EM	EM	EM	EM	EM	EM	EM	EM	EM	EM	EM	EM	EM	EM	EM	EM
	1◇	◇	1◇	◇	1◇	◇	1◇	◇	1◇	◇	1◇	◇	1◇	◇	1◇	◇	1◇
Sheffield (SHF) 7 d			1637					1701				1732			1800		
Chesterfield (CHD) d			1649					1714				1745			1812		
Derby (DBY) 6 d			1709					1734				1808			1832		
Long Eaton (LGE) d								1743							1840		
Grimsby Town (GMB) d																	1641
Lincoln (LCN) d								1634									1736
Newark Castle (NCT) d								1705									1807
Nottingham (NOT) 8 d	1650					1712	1730				1750				1810		1836
Beeston (BEE) d						1718	1736								1816		1842
Attenborough (ATB) d							1740										1846
East Midlands Parkway (EMD) ← d		←				1725	1747	1748			←				1823	1845	1852
Loughborough (LBO) d		1654				1732	1755	1755			1755				1830	1852	1901
Barrow Upon Soar (BWS) d		1659					←				1801						←
Sileby (SIL) d		1704									1805						
Syston (SYS) d		1712									1810						
Leicester (LEI) a	1710	1720	1729			1742		1805		1810	1818	1829		1840	1902		
Leicester (LEI) d	1713		1730			1745		1806		1811		1830		1841	1903		
Market Harborough (MHR) d	1726					1758				1824				1855			
Melton Mowbray (MMO) d																	
Oakham (OKM) d																	
Corby (COR) d					1739				1806					1838			1909
Kettering (KET) a	1735				1747	1807			1814	1833				1846	1904		1917
Kettering (KET) d	1736				1748	1808			1815	1834				1846	1905		1918
Wellingborough (WEL) d			1754		1756	1815			1823	1841				1854			1927
Bedford (BDM) 7 d					1810				1840g					1909			1940
Luton (LUT) 10 d					1826				1855					1924			1956
Luton Airport Parkway (LTN) ← 7 d					1829				1858					1927			1959
St Pancras International (STP) ⊕ 15 a	1827		1841	1852	1905			1910	1921	1926		1938	1950	1955	2007	2022	









Operator Days of operation/Notes 1st Class/Reservations/Bus Catering facilities	EM	EM	EM	EM	EM	EM	EM	EM	EM	EM	EM	EM	EM	EM	EM	EM	EM
	1◇	◇	1◇	◇	1◇	◇	1◇	◇	1◇	◇	1◇	◇	1◇	◇	1◇	◇	1◇
Sheffield (SHF) 7 d			1837					1900				1937					2000
Chesterfield (CHD) d			1849					1912				1949					2012
Derby (DBY) 6 d			1909					1932				2010					2032
Long Eaton (LGE) d								1940									2040
Grimsby Town (GMB) d																1838	
Lincoln (LCN) d								1834								1932	
Newark Castle (NCT) d								1903								2001	
Nottingham (NOT) 8 d	1850					1913	1927			1949					2011	2024	
Beeston (BEE) d						1919	1933								2017	2031	
Attenborough (ATB) d							1937									2035	
East Midlands Parkway (EMD) ← d		←				1926	1944	1945							2023	2042	2045
Loughborough (LBO) d		1901				1933	1953	1952		2004	←				2031	2050	2052
Barrow Upon Soar (BWS) d		1906					1958				1958					2056	←
Sileby (SIL) d		1910					←				2003					←	2100
Syston (SYS) d		1916									2009						2105
Leicester (LEI) a	1910	1925	1929			1943		2002		2014	2018	2032		2041		2103	2114
Leicester (LEI) d	1911		1930			1944		2003		2015		2033		2042		2104	
Market Harborough (MHR) d	1925					1958				2028				2056			
Melton Mowbray (MMO) d																	
Oakham (OKM) d																	
Corby (COR) d					1939				2010					2039			
Kettering (KET) a	1934				1947	2007			2018	2037				2047	2105		
Kettering (KET) d	1935				1948	2008			2018	2038				2048	2106		
Wellingborough (WEL) d					1956				2027					2056			
Bedford (BDM) 7 d					2010				2041					2110			
Luton (LUT) 10 d					2025				2057					2126			
Luton Airport Parkway (LTN) ← 7 d					2028				2100					2129			
St Pancras International (STP) ⊕ 15 a	2027		2036	2051	2054			2108	2123	2134		2139	2152	2156			2207

NOTES (see introductory pages for explanation of train operator codes and standard symbols)

- a Arrival time
- d Departure time
- g Arrives 4 minutes earlier
- A Also calls at Belper 1758

Sheffield, Chesterfield, Derby, Nottingham, Leicester, Corby and Kettering to London

Mondays to Fridays

Operator 1st Class/Reservations/Bus Catering facilities	EM 1◇ ♣	EM ◇	EM 1◇ ♣	EM 1◇ ♣	EM ◇	EM ◇	EM 1◇ ♣	EM ◇	EM ◇
Sheffield (SHF)  d			2101				2145		
Chesterfield (CHD) d			2113				2201		
Derby (DBY)  d			2134				2220		
Long Eaton (LGE) d			2142				2229		
Grimsby Town (GMB) d									
Lincoln (LCN) d									
Newark Castle (NCT) d									
Nottingham (NOT)  d	2049			2140		2158			2320
Beeston (BEE) d	2055			2149		2205			2326
Attenborough (ATB) d						2209			
East Midlands Parkway (EMD)  d	2102		2147	2156		2216	2233		2333
Loughborough (LBO) d	2110		2154			2224	2241		2341
Barrow Upon Soar (BWS) d						2230			
Sileby (SIL) d						2234			
Syston (SYS) d						2239			
Leicester (LEI) a	2121		2204	2210		2248	2251		2353
Leicester (LEI) d	2123		2206	2215			2252		
Market Harborough (MHR) d	2137			2228			2305		
Melton Mowbray (MMO) d									
Oakham (OKM) d									
Corby (COR) d		2142			2233			2310	
Kettering (KET) a	2146	2150		2237	2241		2314	2318	
Kettering (KET) d	2147	2151		2240	2242		2315		
Wellingborough (WEL) d		2159			2250				
Bedford (BDM)  d		2213			2304				
Luton (LUT)  d		2229			2322				
Luton Airport Parkway (LTN)  d		2232		2316	2325				
St Pancras International (STP)  a	2239	2255	2316	2352	2358		0023		

NOTES (see introductory pages for explanation of train operator codes and standard symbols)

- a Arrival time
d Departure time

Sheffield, Chesterfield, Derby, Nottingham, Leicester, Corby and Kettering to London

Saturdays

Table with columns: Operator, 1st Class/Reservations/Bus Catering facilities, and 18 EM time slots. Rows include stations like Sheffield (SHF), Chesterfield (CHD), Derby (DBY), Leicester (LEI), and St Pancras International (STP).

Table with columns: Operator, Days of operation/Notes, 1st Class/Reservations/Bus Catering facilities, and 18 EM time slots. Rows include stations like Sheffield (SHF), Nottingham (NOT), Leicester (LEI), and St Pancras International (STP).

NOTES (see introductory pages for explanation of train operator codes and standard symbols)

- a Arrival time
d Departure time
A From Cleethorpes

Sheffield, Chesterfield, Derby, Nottingham, Leicester, Corby and Kettering to London

Saturdays

Operator	EM	EM	EM	EM	EM	EM	EM	EM	EM	EM	EM	EM	EM	EM	EM	EM	EM	EM	
1st Class/Reservations/Bus Catering facilities	◇	◇	◇	◇	◇	◇	◇	◇	◇	◇	◇	◇	◇	◇	◇	◇	◇	◇	
Sheffield (SHF) ⁷ d		0929			1000							1033				1100			1130
Chesterfield (CHD) d		0941			1013							1048				1112			1142
Derby (DBY) ⁶ d		1005			1033							1108				1132			1208
Long Eaton (LGE) d					1041											1140			
Grimsby Town (GMB) d								0838											
Lincoln (LCN) d								0933										1035	
Newark Castle (NCT) d								1003										1104	
Nottingham (NOT) ⁸ d				1012				1030	1050					1112			1129	1150	
Beeston (BEE) d				1018				1036						1118			1137		
Attenborough (ATB) d								1040									1141		
East Midlands Parkway (EMD) [←] d				1024	1046			1047						1125	1145		1148		←
Loughborough (LBO) d	←	0955		1032	1053			1055		←		1055		1133	1152		1157		1157
Barrow Upon Soar (BWS) d		1000							→			1100							→
Sileby (SIL) d		1004										1104							1206
Syston (SYS) d		1009										1109							1215
Leicester (LEI) a		1017	1026		1042	1103				1110	1117	1128		1143	1202				1210
Leicester (LEI) d			1027		1043	1104				1112		1130		1144	1204				1213
Market Harborough (MHR) d					1056					1125				1158					1226
Melton Mowbray (MMO) d																			
Oakham (OKM) d																			
Corby (COR) d			1040				1110						1140			1210			
Kettering (KET) a			1048	1105			1118			1134			1148	1207		1218			1235
Kettering (KET) d			1048	1106			1119			1136			1148	1208		1219			1236
Wellingborough (WEL) d				1056			1128						1156			1227			
Bedford (BDM) ⁷ d				1110			1141						1210			1240			
Luton (LUT) ¹⁰ d				1125			1156						1225			1256			
Luton Airport Parkway (LTN) ^{←7} d				1128			1159						1228			1259			
St Pancras International (STP) ^{⊕⊖15} a		1139	1151	1154	1209	1222				1227		1239	1251	1255	1309	1322			1327

Operator	EM	EM	EM	EM	EM	EM	EM	EM	EM	EM	EM	EM	EM	EM	EM	EM	EM	EM
Days of operation/Notes 1st Class/Reservations/Bus Catering facilities	◇	◇	A	◇	◇	◇	A	◇	◇	◇	◇	◇	◇	◇	◇	◇	◇	◇
Sheffield (SHF) ⁷ d				1200						1236			1300					1336
Chesterfield (CHD) d				1212						1249			1312					1349
Derby (DBY) ⁶ d				1232						1309			1332					1409
Long Eaton (LGE) d				1240									1340					
Grimsby Town (GMB) d			1038															
Lincoln (LCN) d			1133											1235				
Newark Castle (NCT) d			1202											1304				
Nottingham (NOT) ⁸ d		1212	1227				1250					1312			1330	1345		
Beeston (BEE) d		1218	1233									1318			1336			1418
Attenborough (ATB) d			1237											1340				
East Midlands Parkway (EMD) [←] d		1225	1244	1245			←					1325	1345		1347		←	
Loughborough (LBO) d		1232	1253	1252			1253					1332	1352		1356		1356	1432
Barrow Upon Soar (BWS) d			→				1258								1401			
Sileby (SIL) d							1302								1405			
Syston (SYS) d							1308								1410			
Leicester (LEI) a			1242	1302			1310	1316	1329			1342	1402		1411	1417	1429	1442
Leicester (LEI) d			1243	1304			1313		1332			1343	1404		1413		1431	1443
Market Harborough (MHR) d			1257				1326					1357			1426			1456
Melton Mowbray (MMO) d																		
Oakham (OKM) d																		
Corby (COR) d	1240					1310						1340			1410			1440
Kettering (KET) a	1248	1306				1318	1335					1348	1406		1418			1448
Kettering (KET) d	1248	1307				1319	1336					1348	1407		1419			1448
Wellingborough (WEL) d	1256					1327						1356			1427			1456
Bedford (BDM) ⁷ d	1310					1340						1410			1440			1510
Luton (LUT) ¹⁰ d	1325					1356						1425			1456			1525
Luton Airport Parkway (LTN) ^{←7} d	1328					1359						1428			1459			1528
St Pancras International (STP) ^{⊕⊖15} a	1351	1354		1408	1422	1427				1436	1451	1454	1507	1522		1527		1536

NOTES (see introductory pages for explanation of train operator codes and standard symbols)

- a Arrival time
- d Departure time
- A From Cleethorpes

Sheffield, Chesterfield, Derby, Nottingham, Leicester, Corby and Kettering to London

Saturdays

Operator 1st Class/Reservations/Bus Catering facilities	EM ◇	EM 1◇ 卐	EM ◇	EM 1◇ 卐	EM ◇	EM 1◇ 卐	EM ◇	EM 1◇ 卐	EM ◇	EM 1◇ 卐	EM ◇	EM 1◇ 卐	EM ◇	EM 1◇ 卐	EM ◇	EM 1◇ 卐	EM ◇	EM 1◇ 卐	EM ◇				
Sheffield (SHF)	7 d		1400				1435					1501						1537			1600		
Chesterfield (CHD)	d		1413				1449					1513						1549			1613		
Derby (DBY)	6 d		1433				1510					1533						1611			1632		
Long Eaton (LGE)	d		1441									1541									1641		
Grimsby Town (GMB)	d	1240																					
Lincoln (LCN)	d	1335												1437									
Newark Castle (NCT)	d	1403												1506									
Nottingham (NOT)	8 d	1427			1449							1512			1529	1550					1612		
Beeston (BEE)	d	1433										1518			1535						1618		
Attenborough (ATB)	d	1437												1539									
East Midlands Parkway (EMD)	← d	1444	1446									1524	1546								1624	1645	
Loughborough (LBO)	d	1452	1453				←					1532	1553								1632	1653	
Barrow Upon Soar (BWS)	d	1457						1457															
Sileby (SIL)	d	↪						1501															
Syston (SYS)	d							1507															
Leicester (LEI)	a		1503		1510	1516	1530					1542	1603				1611	1617	1631		1642	1703	
Leicester (LEI)	d		1504		1513		1532					1543	1604				1614	1617	1632		1643	1704	
Market Harborough (MHR)	d				1526							1556					1627				1656		
Melton Mowbray (MMO)	d																						
Oakham (OKM)	d																						
Corby (COR)	d			1510								1540									1640	1707	
Kettering (KET)	a			1518	1535							1548	1605				1618				1648	1715	
Kettering (KET)	d			1519	1536							1548	1606				1619	1637			1648	1715	
Wellingborough (WEL)	d			1527								1556					1628				1656	1724	
Bedford (BDM)	7 d			1541								1610					1641				1710	1741	
Luton (LUT)	10 d			1556								1625					1656				1725	1756	
Luton Airport Parkway (LTN)	← 7 d			1559								1628					1659				1728	1759	
St Pancras International (STP)	⊕ ⊖ 15 a		1608	1622	1627		1636	1651	1654	1710	1722						1726			1739	1751	1809	1822

Operator 1st Class/Reservations/Bus Catering facilities	EM ◇	EM 1◇ 卐	EM ◇	EM 1◇ 卐	EM ◇	EM 1◇ 卐	EM 1◇ 卐	EM ◇	EM ◇	EM 1◇ 卐	EM ◇	EM 1◇ 卐	EM ◇	EM 1◇ 卐	EM ◇	EM 1◇ 卐	EM ◇	EM 1◇ 卐	EM ◇	EM 1◇ 卐	EM ◇	EM 1◇ 卐		
Sheffield (SHF)	7 d			1637				1700						1731						1800				
Chesterfield (CHD)	d			1649				1712						1749						1812				
Derby (DBY)	6 d			1711				1732						1811						1832				
Long Eaton (LGE)	d							1740												1840				
Grimsby Town (GMB)	d	1438																				1638		
Lincoln (LCN)	d	1533											1636									1732		
Newark Castle (NCT)	d	1605											1706									1759		
Nottingham (NOT)	8 d	1631	1650				1711					1730	1750							1812			1827	1850
Beeston (BEE)	d	1639					1718					1739							1818			1833		
Attenborough (ATB)	d	1642										1743										1837		
East Midlands Parkway (EMD)	← d	1649					1724	1745				1750								1824	1845	1847c		
Loughborough (LBO)	d	1658		1658			1732	1752				1758							1832	1852		1856		
Barrow Upon Soar (BWS)	d	↪		1703								↪											↪	
Sileby (SIL)	d			1707																				
Syston (SYS)	d			1712																				
Leicester (LEI)	a		1712	1720	1731		1742	1802				1810	1820	1831				1842	1902				1911	
Leicester (LEI)	d		1713		1733		1743	1804				1813		1833				1843	1904				1913	
Market Harborough (MHR)	d		1726				1756					1826						1856					1926	
Melton Mowbray (MMO)	d																							
Oakham (OKM)	d																							
Corby (COR)	d					1740						1810						1840				1910		
Kettering (KET)	a		1735		1748	1805					1818		1835					1848	1905			1918	1935	
Kettering (KET)	d		1736		1748	1806					1819		1836					1848	1906			1919	1936	
Wellingborough (WEL)	d				1756						1827							1856				1927		
Bedford (BDM)	7 d				1810						1840							1910				1940		
Luton (LUT)	10 d				1825						1856							1925				1956		
Luton Airport Parkway (LTN)	← 7 d				1828						1859							1928				1959		
St Pancras International (STP)	⊕ ⊖ 15 a		1827		1836	1851	1854	1909	1922			1927						1936	1951	1954	2007	2022	2027	

NOTES (see introductory pages for explanation of train operator codes and standard symbols)

- a Arrival time
- d Departure time
- c Arrives 3 minutes earlier

Sheffield, Chesterfield, Derby, Nottingham, Leicester, Corby and Kettering to London

Saturdays

Operator 1st Class/Reservations/Bus Catering facilities	EM ◇	EM 1◇ T	EM ◇	EM 1◇ T	EM 1◇ T	EM ◇	EM ◇	EM 1◇ T	EM ◇	EM 1◇ T	EM ◇	EM 1◇ T	EM ◇	EM 1◇ T	EM ◇	EM 1◇ T	EM ◇	EM 1◇ T	
Sheffield (SHF) 7 d		1837			1901								1934						2030
Chesterfield (CHD) d		1849			1913								1946						2042
Derby (DBY) 6 d		1909			1933								2011						2102
Long Eaton (LGE) d					1941														2041
Grimsby Town (GMB) d																			1839
Lincoln (LCN) d								1830											1935
Newark Castle (NCT) d								1858											2003
Nottingham (NOT) 8 d				1912				1928	1950					2012					2033
Beeston (BEE) d				1918				1934						2018					2039
Attenborough (ATB) d								1938											2043
East Midlands Parkway (EMD) 7 d				1924	1945			1945						2024	2046				2050
Loughborough (LBO) d	1856			1932	1953			1953						2032	2053				2058
Barrow Upon Soar (BWS) d	1901																		2103
Sileby (SIL) d	1905																		2107
Syston (SYS) d	1913																		2112
Leicester (LEI) a	1922	1929		1942	2003				2010	2016	2031			2042	2103				2110
Leicester (LEI) d		1932		1943	2004				2013		2032			2043	2104				2114
Market Harborough (MHR) d				1956					2026					2056					2127
Melton Mowbray (MMO) d																			
Oakham (OKM) d																			
Corby (COR) d			1940				2010							2040					2110
Kettering (KET) a			1948	2005			2018							2048	2105				2118
Kettering (KET) d			1948	2006			2019		2036					2048	2106				2119
Wellingborough (WEL) d			1956				2028							2056					2128
Bedford (BDM) 7 d			2010				2040							2110					2141
Luton (LUT) 10 d			2025				2055							2125					2157
Luton Airport Parkway (LTN) 7 d			2028				2058							2128					2200
St Pancras International (STP) 15 a		2039	2051	2054	2109	2121			2126		2138	2151	2154	2208	2223				2234









Operator 1st Class/Reservations/Bus Catering facilities	EM ◇	EM ◇	EM 1◇ T	EM 1◇ T	EM ◇	EM ◇	EM ◇	EM ◇
Sheffield (SHF) 7 d				2100				
Chesterfield (CHD) d				2114				
Derby (DBY) 6 d				2135				
Long Eaton (LGE) d				2144				
Grimsby Town (GMB) d								
Lincoln (LCN) d					2042			
Newark Castle (NCT) d					2110			
Nottingham (NOT) 8 d			2125		2149		2233	2318
Beeston (BEE) d			2131		2155		2239	2324
Attenborough (ATB) d					2159		2243	
East Midlands Parkway (EMD) 7 d			2137	2149	2206		2250	2332
Loughborough (LBO) d			2145	2157	2214		2259	2340
Barrow Upon Soar (BWS) d					2219		2304	
Sileby (SIL) d					2223		2308	
Syston (SYS) d					2228		2314	
Leicester (LEI) a			2155	2207	2237		2322	2351
Leicester (LEI) d			2156					
Market Harborough (MHR) d			2209					
Melton Mowbray (MMO) d								
Oakham (OKM) d								
Corby (COR) d	2140	2201				2240		
Kettering (KET) a	2148	2209	2218			2248		
Kettering (KET) d	2148		2219					
Wellingborough (WEL) d	2156		2227					
Bedford (BDM) 7 d	2210							
Luton (LUT) 10 d	2225							
Luton Airport Parkway (LTN) 7 d	2228							
St Pancras International (STP) 15 a	2251		2316					









NOTES (see introductory pages for explanation of train operator codes and standard symbols)

- a Arrival time
- d Departure time

Sheffield, Chesterfield, Derby, Nottingham, Leicester, Corby and Kettering to London

Sundays

Operator 1st Class/Reservations/Bus Catering facilities	EM 1◇	EM 1◇	EM 1◇	EM ◇	EM 1◇	EM ◇	EM 1◇	EM 1◇	EM ◇	EM 1◇	EM 1◇	EM ◇	EM 1◇	EM 1◇	EM ◇	EM 1◇	EM 1◇	EM ◇	EM 1◇
Sheffield (SHF)  d			0823				0926						1052			1152			1252
Chesterfield (CHD) d			0835				0938						1105			1204			1304
Derby (DBY)  d	0757		0855				0959						1126			1225			1325
Long Eaton (LGE) d	0805		0903				1007						1135			1235			1335
Grimsby Town (GMB) d																			
Lincoln (LCN) d																			
Newark Castle (NCT) d																			
Nottingham (NOT)  d		0821			0926			1016			1110				1209				1310
Beeston (BEE) d		0827								1116				1215					1316
Attenborough (ATB) d																			
East Midlands Parkway (EMD)  d	0810	0833	0908		0937		1013	1026		1122	1140		1221	1239				1323	1339
Loughborough (LBO) d	0817	0841	0915		0944		1021	1033		1130	1147		1229	1247				1330	1347
Barrow Upon Soar (BWS) d																			
Sileby (SIL) d																			
Syston (SYS) d																			
Leicester (LEI) a	0828	0852	0926		0955		1032	1044		1141	1158		1240	1258				1341	1358
Leicester (LEI) d	0829	0853	0927		0957		1033	1046		1144	1200		1242	1259				1343	1359
Market Harborough (MHR) d	0843	0907	0941		1011		1046	1059		1158	1213		1256	1312				1356	1412
Melton Mowbray (MMO) d																			
Oakham (OKM) d																			
Corby (COR) d				1000		1038			1141			1227			1310	1341			
Kettering (KET) a	0852	0916	0950	1008	1020	1046	1055	1108	1149	1207		1235	1305		1318	1349	1405		
Kettering (KET) d	0853	0917	0951		1021		1056	1109	1149	1208		1235	1306		1318	1349	1406		
Wellingborough (WEL) d	0900	0924	0958		1029		1103	1116	1158			1244			1326	1357			
Bedford (BDM)  d	0913	0937	1011		1042		1116	1131	1210			1256			1339	1410			
Luton (LUT)  d		0951			1057				1225			1312			1355	1425			
Luton Airport Parkway (LTN)  d	0928	0955	1027		1100		1132	1147	1228			1315			1358	1428			
St Pancras International (STP)  a	0950	1015	1051		1121		1155	1210	1252	1256	1308	1339	1353	1408	1422	1452	1455	1508	

Operator 1st Class/Reservations/Bus Catering facilities	EM ◇	EM 1◇	EM ◇	EM 1◇	EM 1◇	EM ◇	EM 1◇	EM ◇	EM 1◇	EM 1◇	EM ◇	EM 1◇	EM 1◇	EM ◇	EM 1◇	EM 1◇	EM ◇	EM 1◇	EM 1◇
Sheffield (SHF)  d		1331			1351		1432					1451			1531			1550	
Chesterfield (CHD) d		1344			1404		1446					1504			1544			1604	
Derby (DBY)  d		1406			1425		1506					1528			1606			1628	
Long Eaton (LGE) d					1434							1538						1637	
Grimsby Town (GMB) d																			
Lincoln (LCN) d																			
Newark Castle (NCT) d																			
Nottingham (NOT)  d				1410					1506			1547			1610				1647
Beeston (BEE) d				1416					1512						1616				
Attenborough (ATB) d																			
East Midlands Parkway (EMD)  d		1416		1423	1439		1516		1520	1542		1557	1616		1623	1642			1657
Loughborough (LBO) d				1430	1446				1528	1550					1630	1649			
Barrow Upon Soar (BWS) d																			
Sileby (SIL) d																			
Syston (SYS) d																			
Leicester (LEI) a		1430		1441	1457		1530		1541	1601		1611	1630		1641	1700			1711
Leicester (LEI) d		1432		1443	1459		1532		1543	1602		1613	1632		1643	1702			1713
Market Harborough (MHR) d				1456	1512				1556			1626			1656				1726
Melton Mowbray (MMO) d																			
Oakham (OKM) d																			
Corby (COR) d	1410		1440			1510		1540			1610			1640				1710	
Kettering (KET) a	1418		1448	1505		1518		1548	1605		1618	1635		1648	1705			1718	1735
Kettering (KET) d	1418		1448	1506		1518		1548	1606		1618	1636		1648	1706			1718	1736
Wellingborough (WEL) d	1426		1456			1526		1556			1626			1656				1726	
Bedford (BDM)  d	1439		1509			1539		1609			1639			1709				1739	
Luton (LUT)  d	1455		1525			1555		1625			1655			1725				1755	
Luton Airport Parkway (LTN)  d	1458		1528			1558		1628			1658			1728				1758	
St Pancras International (STP)  a	1522	1539	1552	1556	1609	1622	1639	1652	1655	1709	1722	1727	1739	1752	1755	1809	1822	1827	

NOTES (see introductory pages for explanation of train operator codes and standard symbols)

- a Arrival time
- d Departure time

Sheffield, Chesterfield, Derby, Nottingham, Leicester, Corby and Kettering to London

Sundays

Operator 1st Class/Reservations/Bus Catering facilities	EM 1◇ CP	EM ◇	EM 1◇ CP	EM 1◇ CP	EM ◇	EM 1◇ CP	EM 1◇ CP	EM ◇	EM 1◇ CP	EM 1◇ CP	EM ◇	EM 1◇ CP	EM ◇	EM 1◇ CP	EM ◇	EM 1◇ CP	EM ◇	EM 1◇ CP	EM ◇	EM 1◇ CP
Sheffield (SHF) 7 d	1628			1651			1728			1751						1851				1951
Chesterfield (CHD) d	1640			1703			1741			1803						1903				2003
Derby (DBY) 6 d	1701			1725			1802			1826						1923				2025
Long Eaton (LGE) d				1734						1834						1932				2034
Grimsby Town (GMB) d																				
Lincoln (LCN) d																				
Newark Castle (NCT) d																				
Nottingham (NOT) 8 d				1710			1745			1810					1845	1906				1959
Beeston (BEE) d				1716						1816						1912				2005
Attenborough (ATB) d																				
East Midlands Parkway (EMD) 4 d	1712			1723	1739		1757	1813		1823	1839				1857	1919	1937		2012	2039
Loughborough (LBO) d	1719			1730	1746					1830	1846					1926	1944		2019	2046
Barrow Upon Soar (BWS) d																				
Sileby (SIL) d																				
Syston (SYS) d																				
Leicester (LEI) a	1730			1741	1757		1811	1827		1841	1857				1911	1937	1955		2030	2057
Leicester (LEI) d	1732			1743	1802		1813	1829		1843	1902				1913	1943	1959		2032	2059
Market Harborough (MHR) d				1756			1826	1842		1856					1926	1956			2045	2112
Melton Mowbray (MMO) d																				
Oakham (OKM) d																				
Corby (COR) d				1740			1810			1840					1910	1940			2005	
Kettering (KET) a				1748	1805		1818	1835		1848	1905				1918	1935	1948	2005	2013	2054
Kettering (KET) d				1748	1806		1818	1836		1848	1906				1918	1936	1948	2006	2018	2055
Wellingborough (WEL) d				1756			1826			1856					1926	1956			2026	2102
Bedford (BDM) 7 d				1809			1839			1909					1940	2009			2039	2115
Luton (LUT) 10 d				1825			1855			1925					1956	2025		2044	2055	
Luton Airport Parkway (LTN) 7 d				1828			1858			1928					1959	2028			2058	2131
St Pancras International (STP) 15 a	1839	1852	1855	1909	1922	1927	1939	1952	1955	2009	2023	2027	2052	2055	2108	2122	2155	2208		

Operator 1st Class/Reservations/Bus Catering facilities	EM ◇	EM ◇	EM 1◇ CP	EM 1◇ CP	EM 1◇ CP
Sheffield (SHF) 7 d			2029		
Chesterfield (CHD) d			2042		
Derby (DBY) 6 d			2103		
Long Eaton (LGE) d			2112		
Grimsby Town (GMB) d					
Lincoln (LCN) d					
Newark Castle (NCT) d					
Nottingham (NOT) 8 d				2109	2150
Beeston (BEE) d				2115	2156
Attenborough (ATB) d					
East Midlands Parkway (EMD) 4 d			2117	2121	2202
Loughborough (LBO) d			2124	2129	2210
Barrow Upon Soar (BWS) d					
Sileby (SIL) d					
Syston (SYS) d					
Leicester (LEI) a			2135	2140	2221
Leicester (LEI) d			2136	2141	
Market Harborough (MHR) d			2150	2154	
Melton Mowbray (MMO) d					
Oakham (OKM) d					
Corby (COR) d	2110	2140			
Kettering (KET) a	2118	2148	2159	2203	
Kettering (KET) d	2118		2200	2205	
Wellingborough (WEL) d	2126		2207	2213	
Bedford (BDM) 7 d	2139		2220	2227	
Luton (LUT) 10 d	2155		2235	2242	
Luton Airport Parkway (LTN) 7 d	2158		2238	2246	
St Pancras International (STP) 15 a	2223		2304	2309	

NOTES (see introductory pages for explanation of train operator codes and standard symbols)

- a Arrival time
- d Departure time