

















London to Kettering, Corby, Leicester, Nottingham, Derby, Chesterfield and Sheffield

**Mondays to Fridays**

Operator 1st Class/Reservations/Bus Catering facilities	EM 1◇ ↖	EM ◇	EM 1◇ ↖	EM 1◇ ↖	EM ◇	EM ◇	EM 1◇ ↖	EM ◇	EM ◇	EM 1◇ ↖	EM 1◇ ↖	EM ◇	EM ◇	EM 1◇ ↖	EM 1◇ ↖	EM ◇	EM 1◇ ↖	EM 1◇ ↖	EM ◇
St Pancras International (STP)  d				0527								0545	0559	0605	0617			0635	0647
Luton Airport Parkway (LTN)  d												0607			0643				0709
Luton (LUT)  d												0610			0646				0712
Bedford (BDM)  d												0626		0639	0701			0711	0728
Wellingborough (WEL) d												0637	0642		0713				0739
Kettering (KET) a												0644		0653	0721			0726	0747
Kettering (KET) d			0606									0646		0654	0722			0727	0748
Corby (COR) d												0654a			0730a				0756a
Oakham (OKM) a																			
Melton Mowbray (MMO) a																			
Market Harborough (MHR) d			0618											0704				0737	
Leicester (LEI) a			0632	0636			↖						0705	0718				0749	
Leicester (LEI) d	0548	0630	0641	0637	↖	0638	0641					0706	0719		0741	0743	0750		
Syston (SYS) d		0638	↖		0638	0646									0749				
Sileby (SIL) d		↖			0643	0651		↖							0754				↖
Barrow Upon Soar (BWS) d					0647	0657		0657							0758				0758
Loughborough (LBO) d	0600			0647	0652a	↖	0653	0703						0729	↖	0753		0804	
East Midlands Parkway (EMD)  d	0607			0655			0700	0713						0737		0800		0813	
Attenborough (ATB) d								0721											0820
Beeston (BEE) d							0707	0725						0743					0824
Nottingham (NOT)  a							0713	0732						0750				0821	0830
Newark Castle (NCT) a								0803											0901
Lincoln (LCN) a								0836											0933
Grimsby Town (GMB) a																			1028
Long Eaton (LGE) d	0613			0659														0805	
Derby (DBY)  a	0622			0708										0729				0814	
Chesterfield (CHD) a	0643			0727										0747				0832	
Sheffield (SHF)  a	0708			0742										0802				0845	

Operator 1st Class/Reservations/Bus Catering facilities	EM 1◇ ↖	EM 1◇ ↖	EM ◇	EM 1◇ ↖	EM ◇	EM 1◇ ↖	EM ◇	EM ◇	EM 1◇ ↖	EM 1◇ ↖	EM ◇	EM 1◇ ↖	EM 1◇ ↖	EM ◇	EM 1◇ ↖	EM 1◇ ↖	EM ◇	EM 1◇ ↖	EM 1◇ ↖
St Pancras International (STP)  d	0702	0705	0718	0730		0735			0749	0803	0806	0818	0832		0835			0847	0902
Luton Airport Parkway (LTN)  d			0742						0811			0841						0912	
Luton (LUT)  d			0745						0814			0845						0915	
Bedford (BDM)  d			0800						0830			0901						0930	
Wellingborough (WEL) d		0751	0811						0841			0912						0941	
Kettering (KET) a		0757	0819			0825			0848		0854	0920			0925			0950	
Kettering (KET) d		0758	0820			0826			0849		0856	0921			0926			0951	
Corby (COR) d			0828a						0857a			0929a						0959a	
Oakham (OKM) a																			
Melton Mowbray (MMO) a																			
Market Harborough (MHR) d		0808				0836					0906				0936				
Leicester (LEI) a	0808	0822		0839		0848			0908	0919		0939		0948				1009	
Leicester (LEI) d	0809	0825		0840	0841	0849			0909	0920		0940	0944	0950				1010	
Syston (SYS) d				0849										0952					
Sileby (SIL) d				0854		↖								0958		↖			
Barrow Upon Soar (BWS) d				0858		0858								1003				1003	
Loughborough (LBO) d		0835		0850		↖			0904		0930		0950					1008	
East Midlands Parkway (EMD)  d		0842		0857					0913		0938		0958	↖				1017	
Attenborough (ATB) d								0918										1024	
Beeston (BEE) d		0849						0922			0946							1028	
Nottingham (NOT)  a		0859				0911		0928			0953				1012			1034	
Newark Castle (NCT) a								0957										1058	
Lincoln (LCN) a								1027										1131	
Grimsby Town (GMB) a																		1226	
Long Eaton (LGE) d				0902										1002					
Derby (DBY)  a	0830			0911					0930					1011					1030
Chesterfield (CHD) a	0851			0929					0948					1029					1049
Sheffield (SHF)  a	0906			0943					1001					1042					1105

For the complete service between London, Luton and Bedford see table 051

For the complete service between Attenborough and Nottingham see table 056

For the complete service between Nottingham, Lincoln and Grimsby see table 057

For the complete service between Derby, Chesterfield and Sheffield see table 053









NOTES (see introductory pages for explanation of train operator codes and standard symbols)









a Arrival time

d Departure time

London to Kettering, Corby, Leicester, Nottingham, Derby, Chesterfield and Sheffield

**Mondays to Fridays**

Operator 1st Class/Reservations/Bus Catering facilities	EM 1 ◇	EM ◇	EM 1 ◇	EM ◇	EM 1 ◇	EM ◇	EM 1 ◇	EM 1 ◇	EM 1 ◇	EM ◇	EM 1 ◇	EM ◇	EM 1 ◇	EM ◇	EM 1 ◇	EM ◇	EM 1 ◇	EM ◇
St Pancras International (STP)  d	0905	0915	0932		0935			0945	1002	1005	1015	1032		1035		1045	1102	1105
Luton Airport Parkway (LTN)  d		0937						1007			1037					1107		
Luton (LUT)  d		0940						1010			1040					1110		
Bedford (BDM)  d		0956						1026			1056					1126		
Wellingborough (WEL) d		1007						1037			1107					1137		
Kettering (KET) a	0955	1015			1021			1045		1053	1115			1121		1145		1153
Kettering (KET) d	0956	1016			1022			1046		1054	1117			1122		1146		1154
Corby (COR) d		1024a						1055a			1125a					1154a		
Oakham (OKM) a																		
Melton Mowbray (MMO) a																		
Market Harborough (MHR) d	1006				1032					1104				1132				1204
Leicester (LEI) a	1020		1036		1046			1107	1117		1136		1146			1205	1217	
Leicester (LEI) d	1021		1037	1042	1047			1108	1118		1137	1141	1147			1206	1218	
Syston (SYS) d				1049								1149						
Sileby (SIL) d				1054			←					1154			←			
Barrow Upon Soar (BWS) d				1058			1058					1158			1158			
Loughborough (LBO) d	1031		1047	→			1104			1128		1147	→		1204			1228
East Midlands Parkway (EMD)  d	1039		1054				1112			1135		1154			1213			1235
Attenborough (ATB) d							1119								1219			
Beeston (BEE) d	1045						1123			1142					1223			1242
Nottingham (NOT)  a	1051				1108		1132			1150				1208	1232			1250
Newark Castle (NCT) a							1157								1257			
Lincoln (LCN) a							1228								1330			
Grimsby Town (GMB) a															1425			
Long Eaton (LGE) d			1059									1159						
Derby (DBY)  a			1108						1129			1208						1228
Chesterfield (CHD) a			1127						1147			1227						1247
Sheffield (SHF)  a			1142						1201			1242						1301

Operator 1st Class/Reservations/Bus Catering facilities	EM ◇	EM 1 ◇	EM ◇	EM 1 ◇	EM ◇	EM ◇	EM 1 ◇	EM 1 ◇	EM ◇	EM 1 ◇	EM ◇	EM 1 ◇	EM ◇	EM 1 ◇	EM ◇	EM 1 ◇	EM ◇	EM 1 ◇	EM ◇
St Pancras International (STP)  d	1115	1132		1135			1145	1202	1205	1215	1232		1235		1245	1302	1305	1315	
Luton Airport Parkway (LTN)  d	1137						1207			1237					1307			1337	
Luton (LUT)  d	1140						1210			1240					1310			1340	
Bedford (BDM)  d	1156						1226			1256					1326			1356	
Wellingborough (WEL) d	1207						1237			1307					1337			1407	
Kettering (KET) a	1215			1220			1245		1252	1316			1321		1345		1352	1416	
Kettering (KET) d	1216			1221			1245		1253	1317			1322		1347		1353	1417	
Corby (COR) d	1224a						1253a			1325a					1356a			1425a	
Oakham (OKM) a																			
Melton Mowbray (MMO) a																			
Market Harborough (MHR) d				1231					1305				1332					1404	
Leicester (LEI) a		1235		1245			1306	1317		1336		1346			1406	1417			
Leicester (LEI) d		1236	1243	1247			1308	1319		1338	1341	1347			1407	1418			
Syston (SYS) d			1250								1349								
Sileby (SIL) d			1255			←					1354			←					
Barrow Upon Soar (BWS) d			1259			1259					1358			1358					
Loughborough (LBO) d		1246	→			1305			1329		1348	→		1404				1428	
East Midlands Parkway (EMD)  d		1253				1313			1336		1355			1413				1435	
Attenborough (ATB) d						1320								1419					
Beeston (BEE) d						1324			1343					1422					
Nottingham (NOT)  a				1307		1332			1350				1408	1432				1442	
Newark Castle (NCT) a						1356								1459					
Lincoln (LCN) a						1425								1530					
Grimsby Town (GMB) a														1626					
Long Eaton (LGE) d		1259										1400							
Derby (DBY)  a		1308						1329				1409						1428	
Chesterfield (CHD) a		1327						1347				1429						1447	
Sheffield (SHF)  a		1342						1405				1442						1505	

NOTES (see introductory pages for explanation of train operator codes and standard symbols)

- a Arrival time
- d Departure time

London to Kettering, Corby, Leicester, Nottingham, Derby, Chesterfield and Sheffield

**Mondays to Fridays**

Operator 1st Class/Reservations/Bus Catering facilities	EM 1 1	EM ◇	EM 1 1	EM ◇	EM ◇	EM 1 1	EM 1 1	EM ◇	EM 1 1	EM ◇	EM 1 1	EM ◇	EM ◇	EM 1 1	EM 1 1	EM ◇	EM 1 1
St Pancras International (STP)     15 d	1332		1335		1345	1402	1405	1415	1432		1435		1445	1502	1505	1515	1531
Luton Airport Parkway (LTN)   7 d					1407			1437					1507			1537	
Luton (LUT)  10 d					1410			1440					1510			1540	
Bedford (BDM)  7 d					1426			1456					1526			1556	
Wellingborough (WEL)					1437			1507					1537			1607	
Kettering (KET)			1421		1445		1452	1515				1521	1545		1551	1614	
Kettering (KET)	d		1422		1446		1453	1516				1522	1546		1552	1615	
Corby (COR)	d				1454a			1524a					1554a			1623a	
Oakham (OKM)	a																
Melton Mowbray (MMO)	a																
Market Harborough (MHR)	d		1432				1503					1532			1602		
Leicester (LEI)	a	1436		1446		1505	1516		1536		1546			1606	1615		1636
Leicester (LEI)	d	1437	1441	1447		1506	1517		1537	1539	1547			1607	1617		1637
Syston (SYS)	d		1449							1548							
Sileby (SIL)	d		1454							1553							
Barrow Upon Soar (BWS)	d		1458		1458					1557		1557					
Loughborough (LBO)	d	1447			1504		1528		1547			1603			1627		1647
East Midlands Parkway (EMD)   4 d	1454				1513		1535		1554			1612			1634		1654
Attenborough (ATB)	d				1519							1619					
Beeston (BEE)	d				1523		1542					1623			1641		
Nottingham (NOT)   8 a			1507		1532		1550				1609	1630			1650		
Newark Castle (NCT)	a				1555							1700					
Lincoln (LCN)	a				1624							1730					
Grimsby Town (GMB)	a											1824					
Long Eaton (LGE)	d	1459								1559							1659
Derby (DBY)   6 a	1508					1528				1609				1628			1708
Chesterfield (CHD)	a	1527				1547				1628				1646			1728
Sheffield (SHF)   7 a	1542					1601				1642				1701			1743

Operator Days of operation/Notes 1st Class/Reservations/Bus Catering facilities	EM ◇	EM 1 1	EM ◇	EM ◇	EM 1 1	EM 1 1	EM ◇	EM 1 1	EM A ◇	EM 1 1	EM A ◇	EM ◇	EM 1 1	EM 1 1	EM ◇	EM 1 1	EM ◇
St Pancras International (STP)     15 d		1535			1545	1602	1605	1616	1632		1635		1647	1702	1705	1717	1732
Luton Airport Parkway (LTN)   7 d					1608			1639					1709			1741	
Luton (LUT)  10 d					1611			1642					1712			1744	
Bedford (BDM)  7 d					1627			1658					1728			1800	
Wellingborough (WEL)	d				1638			1709					1739			1811	
Kettering (KET)	a	1621			1646		1653	1717			1725		1746		1756	1819	
Kettering (KET)	d		1622		1647		1654	1718			1726		1748		1758	1820	
Corby (COR)	d				1655a			1726a					1756a			1828a	
Oakham (OKM)	a																
Melton Mowbray (MMO)	a																
Market Harborough (MHR)	d		1632			1705				1737				1808			
Leicester (LEI)	a	1646				1706	1717		1739	1749			1809	1822		1840	
Leicester (LEI)	d	1640	1647			1707	1719		1741	1743	1751		1811	1823		1841	1842
Syston (SYS)	d	1648								1751							1850
Sileby (SIL)	d	1653								1756							1855
Barrow Upon Soar (BWS)	d	1657			1657					1800			1800				1859
Loughborough (LBO)	d				1703		1729		1751			1806			1834		1851
East Midlands Parkway (EMD)   4 d					1712		1737		1758		1804	1815			1842		1859
Attenborough (ATB)	d				1719							1822					
Beeston (BEE)	d				1724		1744					1826			1849		
Nottingham (NOT)   8 a		1709	1732				1751			1821	1831			1855			
Newark Castle (NCT)	a				1801							1900					
Lincoln (LCN)	a				1833							1929					
Grimsby Town (GMB)	a											2027					
Long Eaton (LGE)	d								1804								1903
Derby (DBY)   6 a						1727			1813				1834				1912
Chesterfield (CHD)	a					1747			1836				1853				1931
Sheffield (SHF)   7 a						1805			1851				1917				1948

NOTES (see introductory pages for explanation of train operator codes and standard symbols)

- a Arrival time
- d Departure time
- A To Cleethorpes

London to Kettering, Corby, Leicester, Nottingham, Derby, Chesterfield and Sheffield

**Mondays to Fridays**

Operator Days of operation/Notes 1st Class/Reservations/Bus Catering facilities	EM	EM	EM	EM	EM	EM	EM	EM	EM	EM	EM	EM	EM	EM	EM	EM	EM
	1◇ ↕	◇	◇	1◇ ↕	1◇ ↕	◇	1◇ ↕	◇	1◇ ↕	1◇ ↕	1◇ ↕	EM A ◇	◇	1◇ ↕	1◇ ↕	◇	1◇ ↕
St Pancras International (STP) ①②③④⑤ d	1735		1747	1802	1805	1817	1832			1835			1847	1902	1905	1915	1932
Luton Airport Parkway (LTN) ← 7 d			1812			1839							1909			1937	
Luton (LUT) 10 d			1815			1843							1912			1940	
Bedford (BDM) 7 d			1830			1900							1928			1956	
Wellingborough (WEL) d			1842			1911							1939			2007	
Kettering (KET) a	1824		1850		1856	1918				1927			1947		1955	2015	
Kettering (KET) d	1826		1851		1857	1919				1932	1938		1949		1956	2016	
Corby (COR) d			1859a			1927a				1947			1957a			2024a	
Oakham (OKM) a										2006							
Melton Mowbray (MMO) a										2017							
Market Harborough (MHR) d	1836				1907					1943					2006		
Leicester (LEI) a	1848			1909	1920		1940			1955			2008	2019		2040	
Leicester (LEI) d	1850			1910	1921		1941	1944	1951	1957			2009	2020		2041	2044
Syston (SYS) d																	2051
Sileby (SIL) d		←							1956								2056
Barrow Upon Soar (BWS) d		1859							2000								2100
Loughborough (LBO) d		1905			1931		1951	2006	2007		←			2031		2051	→
East Midlands Parkway (EMD) ← d	1903	1914			1938		1959	2015			2015			2038		2058	
Attenborough (ATB) d		1920						→			2020						
Beeston (BEE) d		1925			1947						2024			2046			
Nottingham (NOT) 8 a	1913	1932			1956					2024	2030			2053			
Newark Castle (NCT) a		2003											2059				
Lincoln (LCN) a		2035											2129				
Grimsby Town (GMB) a													2224				
Long Eaton (LGE) d							2003										2103
Derby (DBY) 6 a				1931			2012							2031			2112
Chesterfield (CHD) a				1949			2031							2051			2131
Sheffield (SHF) 7 a				2002			2049							2116			2145

Operator Days of operation/Notes 1st Class/Reservations/Bus Catering facilities	EM	EM	EM	EM	EM	EM	EM	EM	EM	EM	EM	EM	EM	EM	EM	EM	EM
	1◇ ↕	◇	◇	1◇ ↕	1◇ ↕	◇	EM B	1◇ ↕	1◇ ↕	EM B	◇	1◇ ↕	1◇ ↕	◇	1◇ ↕	1◇ ↕	◇
St Pancras International (STP) ①②③④⑤ d	1935		1945	2002	2005	2015		2031	2034			2045	2102	2105	2115	2132	2135
Luton Airport Parkway (LTN) ← 7 d			2007			2037						2107			2137		
Luton (LUT) 10 d			2010			2040						2110			2140		
Bedford (BDM) 7 d			2026			2056						2126			2156		
Wellingborough (WEL) d			2037			2107						2138			2208		
Kettering (KET) a	2025		2047		2055	2115				2120		2146		2152	2215		2221
Kettering (KET) d	2026		2048		2057	2116				2121		2147		2153	2216		2222
Corby (COR) d			2056a			2126a						2155a			2224a		
Oakham (OKM) a																	
Melton Mowbray (MMO) a																	
Market Harborough (MHR) d	2036				2107					2131				2203			2232
Leicester (LEI) a	2048			2110	2122			2136	2145				2205	2215		2237	2245
Leicester (LEI) d	2050			2111	2123		2130	2137	2146				2206	2218		2238	2246
Syston (SYS) d							2137										2300
Sileby (SIL) d		←					2142			←							2305
Barrow Upon Soar (BWS) d		2100					2146			2146							
Loughborough (LBO) d		2106			2133		→	2147		2152				2229		2248	2310
East Midlands Parkway (EMD) ← d	2104	2115			2141			2154		2207e				2236		2256	2300
Attenborough (ATB) d		2121															2324
Beeston (BEE) d		2125			2149					2220				2243			2328
Nottingham (NOT) 8 a	2114	2131			2155				2207	2231				2249		2310	2334
Newark Castle (NCT) a		2205															
Lincoln (LCN) a		2236															
Grimsby Town (GMB) a																	
Long Eaton (LGE) d								2159									2300
Derby (DBY) 6 a				2131				2210						2228			2309
Chesterfield (CHD) a				2150				2228						2246			2328
Sheffield (SHF) 7 a				2203				2243						2300			2341

NOTES (see introductory pages for explanation of train operator codes and standard symbols)

- a Arrival time
- d Departure time
- e Arrives 7 minutes earlier
- A To Cleethorpes
- B From Peterborough

## London to Kettering, Corby, Leicester, Nottingham, Derby, Chesterfield and Sheffield

**Mondays to Fridays**

Operator 1st Class/Reservations/Bus Catering facilities	EM ◇	EM ◇	EM 1◇ T	EM 1◇ T	EM ◇	EM 1◇ T	EM 1◇ T	EM ◇
St Pancras International (STP)   d	2145	2215	2232	2235	2247	2304	2335	2354
Luton Airport Parkway (LTN)  d	2207	2238			2316	2346		0033
Luton (LUT)  d	2210	2241			2319			0036
Bedford (BDM)  d	2226	2256			2341			0101
Wellingborough (WEL) d	2237	2308			2354	0022		0112
Kettering (KET) a	2245	2316		2321	0001	0031	0055	0120
Kettering (KET) d	2247	2317		2322	0003	0037	0056	0122
Corby (COR) d	2255a	2325a			0011a			0131a
Oakham (OKM) a								
Melton Mowbray (MMO) a								
Market Harborough (MHR) d				2332				
Leicester (LEI) a			2336	2346		0127	0143	
Leicester (LEI) d			2337	2347		0131	0149	
System (SYS) d								
Sileby (SIL) d								
Barrow Upon Soar (BWS) d								
Loughborough (LBO) d			2347	2359c		0141	0159	
East Midlands Parkway (EMD)  d			2354	0009c		0149	0207	
Attenborough (ATB) d								
Beeston (BEE) d				0019			0213	
Nottingham (NOT)  a				0025			0219	
Newark Castle (NCT) a								
Lincoln (LCN) a								
Grimsby Town (GMB) a								
Long Eaton (LGE) d			2359			0155		
Derby (DBY)  a			0008			0204		
Chesterfield (CHD) a			0026					
Sheffield (SHF)  a			0040					

**NOTES** (see introductory pages for explanation of train operator codes and standard symbols)

- a Arrival time
- d Departure time
- c Arrives 3 minutes earlier

London to Kettering, Corby, Leicester, Nottingham, Derby, Chesterfield and Sheffield

Saturdays

Operator 1st Class/Reservations/Bus Catering facilities	EM 1◇	EM ◇	EM 1◇	EM 1◇	EM 1◇	EM ◇	EM ◇	EM ◇	EM 1◇	EM 1◇	EM ◇	EM 1◇	EM 1◇	EM ◇	EM ◇	EM 1◇	EM 1◇	EM ◇	
St Pancras International (STP) ①② 15 d				0530					0533	0600	0605	0608	0630	0633		0646	0702	0705	0715
Luton Airport Parkway (LTN) ← 7 d									0601			0630				0708			0737
Luton (LUT) 10 d									0604			0633				0711			0740
Bedford (BDM) 7 d									0619		0638	0649		0706		0727		0739	0756
Wellingborough (WEL) d									0630	0642		0701				0738		0750	0808
Kettering (KET) a									0638		0652	0709		0720		0746		0756	0815
Kettering (KET) d			0609						0639		0653	0710		0721		0748		0757	0816
Corby (COR) d						0555			0639a			0710a				0757a			0824a
Oakham (OKM) a																			
Melton Mowbray (MMO) a																			
Market Harborough (MHR) d			0619								0704			0731					0807
Leicester (LEI) a			0633	0638	←				0706	0718		0733	0744			0806			0820
Leicester (LEI) d	0550	0631	0643	0639	0643		0648		0707	0719		0734	0745	0753		0807			0821
Syston (SYS) d		0639	→				0655							0801					
Sileby (SIL) d		0645					0700							0807					
Barrow Upon Soar (BWS) d		0649					0704							0811					
Loughborough (LBO) d	0600	0654a		0649	0654		0710		0717	0730		0745	0755	0820e					0831
East Midlands Parkway (EMD) ← d	0607			0657	0701		0719		0725	0737		0753		0829					0839
Attenborough (ATB) d							0725							0836					
Beeston (BEE) d					0710		0729			0744				0839					0845
Nottingham (NOT) 8 a					0717		0735			0751			0811	0846					0853
Newark Castle (NCT) a							0800							0913					
Lincoln (LCN) a							0831							0942					
Grimsby Town (GMB) a																			
Long Eaton (LGE) d	0612			0701									0757						
Derby (DBY) 6 a	0622			0709					0735				0806						0827
Chesterfield (CHD) a	0644			0728					0754				0828						0846
Sheffield (SHF) 7 a	0708			0743					0807				0844						0900

Operator 1st Class/Reservations/Bus Catering facilities	EM 1◇	EM ◇	EM 1◇	EM ◇	EM ◇	EM 1◇	EM 1◇	EM ◇	EM 1◇	EM 1◇	EM ◇	EM 1◇	EM 1◇	EM ◇	EM ◇	EM 1◇	EM 1◇	EM ◇	EM 1◇	EM ◇
St Pancras International (STP) ①② 15 d	0732		0735		0745	0802	0805	0815	0832		0835		0845	0902	0905	0915	0932			
Luton Airport Parkway (LTN) ← 7 d					0807			0837					0907			0937				
Luton (LUT) 10 d					0810			0840					0910			0940				
Bedford (BDM) 7 d					0826			0856					0926			0956				
Wellingborough (WEL) d					0838			0908					0938			1007				
Kettering (KET) a			0821		0845	0852	0915		0921		0945		0952	1016						
Kettering (KET) d			0822		0846	0854	0916		0922		0946		0953	1016						
Corby (COR) d					0854a		0924a				0954a			1024a						
Oakham (OKM) a																				
Melton Mowbray (MMO) a																				
Market Harborough (MHR) d			0832			0904					0932			1003						
Leicester (LEI) a	0836		0845			0905	0916		0935		0945			1005	1016				1036	
Leicester (LEI) d	0837	0843	0846			0906	0917		0937	0943	0946			1006	1018				1037	1043
Syston (SYS) d		0851								0953c										1051
Sileby (SIL) d		0856		←						0958		←								1056
Barrow Upon Soar (BWS) d		0900		0900						1002		1002								1100
Loughborough (LBO) d	0847	→		0906			0927		0947	→		1008			1028				1047	→
East Midlands Parkway (EMD) ← d	0854			0916			0935		0954			1017			1035				1054	
Attenborough (ATB) d				0923								1026								
Beeston (BEE) d				0927			0941					1030			1042					
Nottingham (NOT) 8 a			0911	0934			0950				1009	1037			1049					
Newark Castle (NCT) a				0957								1101								
Lincoln (LCN) a				1027								1130								
Grimsby Town (GMB) a												1227								
Long Eaton (LGE) d	0859								0959											1059
Derby (DBY) 6 a	0908					0927			1008					1027						1108
Chesterfield (CHD) a	0930					0945			1028					1045						1128
Sheffield (SHF) 7 a	0945					1000			1042					1058						1142

NOTES (see introductory pages for explanation of train operator codes and standard symbols)

- a Arrival time
- d Departure time
- c Arrives 3 minutes earlier
- e Arrives 4 minutes earlier

London to Kettering, Corby, Leicester, Nottingham, Derby, Chesterfield and Sheffield

Saturdays

Operator 1st Class/Reservations/Bus Catering facilities	EM 1◇	EM ◇	EM ◇	EM 1◇	EM 1◇	EM ◇	EM 1◇	EM ◇	EM 1◇	EM ◇	EM 1◇	EM ◇	EM 1◇	EM ◇	EM 1◇	EM ◇	EM 1◇	EM ◇
St Pancras International (STP) ①② 15 d	0935		0945	1002	1005	1015	1032		1035		1045	1102	1105	1115	1132		1135	
Luton Airport Parkway (LTN) ← 7 d			1007			1037					1107			1137				
Luton (LUT) 10 d			1010			1040					1110			1140				
Bedford (BDM) 7 d			1026			1056					1126			1156				
Wellingborough (WEL) d			1038			1108					1138			1208				
Kettering (KET) a	1021		1045		1052	1115			1121		1145		1152	1215			1221	
Kettering (KET) d	1022		1046		1054	1116			1122		1146		1153	1216			1222	
Corby (COR) d			1054a			1124a					1154a			1224a				
Oakham (OKM) a																		
Melton Mowbray (MMO) a																		
Market Harborough (MHR) d	1032				1104				1132				1203				1232	
Leicester (LEI) a	1045			1105	1116		1136		1145			1206	1217		1236		1245	
Leicester (LEI) d	1046			1106	1117		1137	1144	1147			1207	1218		1237	1243	1247	
Syston (SYS) d								1151								1250		
Sileby (SIL) d		←						1156		←						1255		←
Barrow Upon Soar (BWS) d		1100						1200		1200						1259		1259
Loughborough (LBO) d		1105			1127		1147	→		1206		1228		1247	→			1305
East Midlands Parkway (EMD) ← d		1114			1135		1154			1214		1236		1254				1313
Attenborough (ATB) d		1120								1221								1320
Beeston (BEE) d		1124			1141					1225			1243					1324
Nottingham (NOT) 8 a	1109	1136			1150				1211	1232			1251				1310	1336
Newark Castle (NCT) a		1200								1301								1400
Lincoln (LCN) a		1230								1331								1430
Grimsby Town (GMB) a										1427								
Long Eaton (LGE) d							1159								1259			
Derby (DBY) 6 a				1127				1208				1227		1308				
Chesterfield (CHD) a				1145				1227				1246		1328				
Sheffield (SHF) 7 a				1159				1244				1259		1343				

Operator 1st Class/Reservations/Bus Catering facilities	EM ◇	EM 1◇	EM 1◇	EM ◇	EM 1◇	EM ◇	EM 1◇	EM ◇	EM 1◇	EM ◇	EM 1◇	EM ◇	EM 1◇	EM ◇	EM 1◇	EM ◇	EM 1◇	EM ◇
St Pancras International (STP) ①② 15 d	1145	1202	1205	1215	1232		1235		1245	1302	1305	1315	1332		1335		1345	1402
Luton Airport Parkway (LTN) ← 7 d	1207			1237					1307			1337					1407	
Luton (LUT) 10 d	1210			1240					1310			1340					1410	
Bedford (BDM) 7 d	1226			1256					1326			1356					1426	
Wellingborough (WEL) d	1238			1308					1338			1408					1438	
Kettering (KET) a	1245		1252	1315		1321		1345		1352	1415			1421			1445	
Kettering (KET) d	1246		1254	1316		1322		1346		1353	1416			1422			1446	
Corby (COR) d	1254a			1324a				1354a			1424a						1454a	
Oakham (OKM) a																		
Melton Mowbray (MMO) a																		
Market Harborough (MHR) d			1304				1332			1403				1432				
Leicester (LEI) a		1305	1317		1336		1345		1405	1416		1435		1445			1505	
Leicester (LEI) d		1306	1318		1337	1341	1346		1406	1418		1436	1442	1447			1506	
Syston (SYS) d						1349							1450					
Sileby (SIL) d						1354		←					1455		←			
Barrow Upon Soar (BWS) d						1358		1358					1459		1459			
Loughborough (LBO) d			1328		1347	→		1404		1428		1446	→		1504			
East Midlands Parkway (EMD) ← d			1335		1354			1413		1435		1454			1513			
Attenborough (ATB) d								1420									1518	
Beeston (BEE) d				1342				1424		1442							1522	
Nottingham (NOT) 8 a				1351			1409	1433		1450				1508	1532			
Newark Castle (NCT) a								1502									1601	
Lincoln (LCN) a								1532									1631	
Grimsby Town (GMB) a								1628										
Long Eaton (LGE) d				1401								1458						
Derby (DBY) 6 a		1327		1410					1427			1507						1527
Chesterfield (CHD) a		1346		1428					1445			1526						1545
Sheffield (SHF) 7 a		1359		1446					1459			1542						1559

NOTES (see introductory pages for explanation of train operator codes and standard symbols)

- a Arrival time
- d Departure time

London to Kettering, Corby, Leicester, Nottingham, Derby, Chesterfield and Sheffield

Saturdays

Operator Days of operation/Notes 1st Class/Reservations/Bus Catering facilities	EM	EM	EM	EM	EM	EM	EM	EM	EM	EM	EM	EM	EM	EM	EM	EM	EM	EM
	1◇	◇	1◇	◇	1◇	◇	◇	1◇	1◇	◇	1◇	◇	1◇	◇	1◇	◇	1◇	◇
St Pancras International (STP) ①② 15 d	1405	1415	1432		1435		1445	1502	1505	1515	1532		1535		1545	1602	1605	1615
Luton Airport Parkway (LTN) ← 7 d		1437					1507			1537					1607			1637
Luton (LUT) 10 d		1440					1510			1540					1610			1640
Bedford (BDM) 7 d		1456					1526			1556					1626			1656
Wellingborough (WEL) d		1508					1538			1608					1638			1708
Kettering (KET) a	1452	1515			1521		1545		1551	1615			1621		1645		1651	1715
Kettering (KET) d	1453	1516			1522		1546		1552	1616			1622		1646		1652	1716
Corby (COR) d		1524a					1554a			1624a					1654a			1724a
Oakham (OKM) a																		
Melton Mowbray (MMO) a																		
Market Harborough (MHR) d	1503				1532				1602				1632					1704c
Leicester (LEI) a	1516		1536		1545			1605	1615		1635		1645			1705	1717	
Leicester (LEI) d	1518		1537	1543	1546			1606	1618		1636	1643	1646			1706	1718	
Syston (SYS) d				1551								1651						
Sileby (SIL) d				1556			←					1656		←				
Barrow Upon Soar (BWS) d				1600			1600					1700		1700				
Loughborough (LBO) d	1528		1548	↘	1606				1628		1647	↘		1706			1728	
East Midlands Parkway (EMD) ← d	1535		1555		1615				1635		1655			1715			1737c	
Attenborough (ATB) d					1622										1723			
Beeston (BEE) d	1542				1626				1642					1727			1744	
Nottingham (NOT) 8 a	1551				1632				1650				1709	1734			1750	
Newark Castle (NCT) a					1701										1803			
Lincoln (LCN) a					1731										1832			
Grimsby Town (GMB) a					1828										1930			
Long Eaton (LGE) d			1600								1659							
Derby (DBY) 6 a			1609					1627			1708						1726	
Chesterfield (CHD) a			1629					1645			1729						1745	
Sheffield (SHF) 7 a			1642					1658			1744						1758	

Operator 1st Class/Reservations/Bus Catering facilities	EM	EM	EM	EM	EM	EM	EM	EM	EM	EM	EM	EM	EM	EM	EM	EM	EM	EM
	1◇	◇	1◇	◇	◇	1◇	1◇	◇	1◇	◇	1◇	◇	1◇	◇	1◇	1◇	◇	1◇
St Pancras International (STP) ①② 15 d	1632		1635		1645	1702	1705	1715	1732		1735		1745	1802	1805	1815	1832	
Luton Airport Parkway (LTN) ← 7 d					1707			1737					1807			1837		
Luton (LUT) 10 d					1710			1740				1810			1840			
Bedford (BDM) 7 d					1726			1756				1826			1856			
Wellingborough (WEL) d					1738			1808				1838			1908			
Kettering (KET) a			1721		1745		1751	1815			1821		1845		1851	1915		
Kettering (KET) d			1722		1746		1752	1816			1822		1846		1852	1916		
Corby (COR) d					1754a			1824a					1854a		1924a			
Oakham (OKM) a																		
Melton Mowbray (MMO) a																		
Market Harborough (MHR) d			1732				1803				1832				1903			
Leicester (LEI) a	1735		1744			1805	1816		1835		1845			1905	1916		1935	
Leicester (LEI) d	1736	1739	1745			1806	1818		1836	1843	1847			1906	1918		1936	1938
Syston (SYS) d		1749								1851								1948
Sileby (SIL) d		1754		←						1856		←						1953
Barrow Upon Soar (BWS) d		1758		1758						1900		1900						1957
Loughborough (LBO) d	1746	↘		1804			1828		1846		↘		1905		1928		1946	↘
East Midlands Parkway (EMD) ← d	1753			1813			1835		1854				1914		1935		1954	
Attenborough (ATB) d				1820									1920					
Beeston (BEE) d				1824				1842					1924			1943		
Nottingham (NOT) 8 a			1807	1831			1852				1908		1930		1950			
Newark Castle (NCT) a				1902									1958					
Lincoln (LCN) a				1931									2024					
Grimsby Town (GMB) a																		
Long Eaton (LGE) d	1759								1900									1959
Derby (DBY) 6 a	1808					1827			1909					1927			2007	
Chesterfield (CHD) a	1828					1845			1928					1946			2026	
Sheffield (SHF) 7 a	1843					1900			1942					1959			2040	

NOTES (see introductory pages for explanation of train operator codes and standard symbols)

- a Arrival time
- d Departure time
- c Arrives 3 minutes earlier
- A To Cleethorpes



London to Kettering, Corby, Leicester, Nottingham, Derby, Chesterfield and Sheffield

Saturdays

Operator 1st Class/Reservations/Bus Catering facilities	EM 1◇	EM ◇	EM ◇	EM 1◇	EM 1◇	EM ◇	EM 1◇	EM ◇	EM 1◇	EM ◇	EM 1◇	EM ◇	EM 1◇	EM 1◇	EM ◇	EM 1◇	EM ◇	EM 1◇	EM ◇
St Pancras International (STP) ①② 15 d	1835		1845	1902	1905	1915	1932		1935		1945	2002	2005	2015	2032		2035		
Luton Airport Parkway (LTN) ← 7 d			1907			1937					2007			2037					
Luton (LUT) 10 d			1910			1940					2010			2040					
Bedford (BDM) 7 d			1926			1956					2026			2056					
Wellingborough (WEL) d			1938			2008					2038			2108					
Kettering (KET) a	1921		1945		1952	2015			2021		2045		2052	2115			2121		
Kettering (KET) d	1922		1946		1954	2016			2022		2046		2053	2116			2122		
Corby (COR) d			1954a			2024a					2054a			2124a					
Oakham (OKM) a																			
Melton Mowbray (MMO) a																			
Market Harborough (MHR) d	1932				2004				2032				2103				2132		
Leicester (LEI) a	1944			2005	2017		2036		2046			2105	2116		2135		2145		
Leicester (LEI) d	1946			2006	2018		2037	2043	2047			2106	2117		2136	2141	2146		
Syston (SYS) d								2050								2149			
Sileby (SIL) d		←						2055		←						2154			←
Barrow Upon Soar (BWS) d		1957						2059		2059						2158			2158
Loughborough (LBO) d		2003			2028		2047	→		2105			2128		2146	→			2204
East Midlands Parkway (EMD) ← d		2011			2035		2054		2100	2113			2136		2154				2213
Attenborough (ATB) d		2017								2120									2220
Beeston (BEE) d		2021			2042					2124				2142					2224
Nottingham (NOT) 8 a	2009	2029			2048				2110	2130			2148					2207	2230
Newark Castle (NCT) a		2056								2205									
Lincoln (LCN) a		2126								2232									
Grimsby Town (GMB) a																			
Long Eaton (LGE) d							2059						2121			2200			
Derby (DBY) 6 a				2027			2108						2130			2211			
Chesterfield (CHD) a				2047			2127						2149			2230			
Sheffield (SHF) 7 a				2101			2141						2202			2243			









Operator 1st Class/Reservations/Bus Catering facilities	EM ◇	EM 1◇	EM 1◇	EM ◇	EM 1◇	EM 1◇	EM ◇	EM 1◇	EM ◇	EM ◇	EM 1◇	EM ◇
St Pancras International (STP) ①② 15 d	2045	2102	2105	2115	2132	2135	2145	2215	2218		2232	2235
Luton Airport Parkway (LTN) ← 7 d	2107			2137			2207		2240			
Luton (LUT) 10 d	2110			2140			2210		2243			
Bedford (BDM) 7 d	2126			2156			2228		2259			2316
Wellingborough (WEL) d	2138			2208			2240		2310			2335a
Kettering (KET) a	2145		2152	2215		2224	2247	2302	2319		2319	
Kettering (KET) d	2146		2153	2216		2225	2248	2304			2320	
Corby (COR) d	2154a			2224a			2256a					
Oakham (OKM) a												
Melton Mowbray (MMO) a												
Market Harborough (MHR) d			2203			2235		2314			2330	
Leicester (LEI) a		2205	2217		2235	2248		2327			2342	
Leicester (LEI) d		2206	2218		2236	2249		2328		2333	2345	
Syston (SYS) d												
Sileby (SIL) d												
Barrow Upon Soar (BWS) d												
Loughborough (LBO) d			2228		2246	2259		2338		2344	2355	
East Midlands Parkway (EMD) ← d			2235		2254	2306		2345		2352	0002	
Attenborough (ATB) d										2358		
Beeston (BEE) d			2242							0002	0013	
Nottingham (NOT) 8 a			2248			2316				0008	0018	
Newark Castle (NCT) a												
Lincoln (LCN) a												
Grimsby Town (GMB) a												
Long Eaton (LGE) d											0037	
Derby (DBY) 6 a		2227		2304				2355			0046	
Chesterfield (CHD) a		2245		2322								
Sheffield (SHF) 7 a		2258		2335								









NOTES (see introductory pages for explanation of train operator codes and standard symbols)

- a Arrival time
- d Departure time

London to Kettering, Corby, Leicester, Nottingham, Derby, Chesterfield and Sheffield

Sundays

Operator 1st Class/Reservations/Bus Catering facilities	EM 1◇ CP	EM ◇	EM 1◇ CP	EM ◇	EM 1◇ CP	EM ◇	EM 1◇ CP	EM 1◇ CP	EM 1◇ CP	EM ◇	EM 1◇ CP	EM ◇	EM 1◇ CP	EM ◇	EM 1◇ CP	EM ◇	EM 1◇ CP	EM ◇
St Pancras International (STP)  d			0900		0930		1005	1030	1100		1130		1202	1214	1234		1302	1314
Luton Airport Parkway (LTN)  d			0924		0953		1028	1053	1124		1154			1236	1257			1336
Luton (LUT)  d			0928				1031		1128					1239				1339
Bedford (BDM)  d			0942		1010		1045	1110	1142		1211			1255	1311			1355
Wellingborough (WEL) d			0954		1022		1056	1122	1154		1222			1306	1323			1407
Kettering (KET) a			1000		1028		1102	1128	1200		1228			1315	1329			1414
Kettering (KET) d		0945	1001	1015	1029	1100	1103	1129	1201	1202	1229	1230		1316	1330	1348		1416
Corby (COR) d		0953a		1023a		1108a				1210a		1238a		1324a		1356a		1424a
Oakham (OKM) a																		
Melton Mowbray (MMO) a																		
Market Harborough (MHR) d			1011		1039		1113	1139	1211		1239			1257		1340		1355
Leicester (LEI) a			1024		1053		1127	1153	1225		1253			1311		1354		1409
Leicester (LEI) d	1015		1025		1054		1129	1154	1226		1254			1313		1356		1411
Syston (SYS) d																		
Sileby (SIL) d																		
Barrow Upon Soar (BWS) d																		
Loughborough (LBO) d	1025		1035		1104		1139	1204	1236				1323		1406			1421
East Midlands Parkway (EMD)  d	1032		1043		1112		1147	1212	1244				1330		1414			1428
Attenborough (ATB) d																		
Beeston (BEE) d			1049				1153		1251						1421			
Nottingham (NOT)  a			1056				1159		1257		1315				1427			
Newark Castle (NCT) a																		
Lincoln (LCN) a																		
Grimsby Town (GMB) a																		
Long Eaton (LGE) d	1037				1116			1216					1335					1433
Derby (DBY)  a	1048				1125			1227					1344					1442
Chesterfield (CHD) a	1111				1144			1246					1409					1510
Sheffield (SHF)  a	1126				1157			1259					1428					1527









Operator 1st Class/Reservations/Bus Catering facilities	EM 1◇ CP	EM ◇	EM 1◇ CP	EM ◇	EM 1◇ CP	EM ◇	EM 1◇ CP	EM 1◇ CP	EM 1◇ CP	EM ◇	EM 1◇ CP	EM ◇	EM 1◇ CP	EM ◇	EM 1◇ CP	EM ◇	EM 1◇ CP	EM ◇
St Pancras International (STP)  d	1334		1402	1414	1434	1444	1502	1514	1532	1535	1544	1602	1605	1614	1632	1635	1644	1702
Luton Airport Parkway (LTN)  d	1357			1436		1506		1536			1606			1636			1706	
Luton (LUT)  d	1400			1439		1509		1539			1609			1639			1709	
Bedford (BDM)  d	1414			1455		1525		1555			1625			1655			1725	
Wellingborough (WEL) d	1426			1507		1537		1607			1637			1706			1737	
Kettering (KET) a	1432			1514	1520	1545		1615	1617	1623	1645		1650	1715		1721	1745	
Kettering (KET) d	1433	1446		1516	1521	1547		1617	1618	1624	1647		1651	1717		1722	1747	
Corby (COR) d		1454a		1524a		1555a		1625a			1655a			1725a			1755a	
Oakham (OKM) a																		
Melton Mowbray (MMO) a																		
Market Harborough (MHR) d	1443		1455		1531		1555			1634		1655	1701			1732		
Leicester (LEI) a	1500		1509		1545		1609		1640	1652	1708	1718		1737	1746		1805	
Leicester (LEI) d	1502		1511		1547		1611		1642	1653	1709	1719		1738	1748		1806	
Syston (SYS) d																		
Sileby (SIL) d																		
Barrow Upon Soar (BWS) d																		
Loughborough (LBO) d	1512		1521		1557		1621		1652	1703			1729		1748			
East Midlands Parkway (EMD)  d	1519		1529		1605		1629		1659	1711		1723	1737		1755	1802		1820
Attenborough (ATB) d																		
Beeston (BEE) d	1527			1611					1717		1743			1808				
Nottingham (NOT)  a	1534			1623					1723		1750			1815				
Newark Castle (NCT) a																		
Lincoln (LCN) a																		
Grimsby Town (GMB) a																		
Long Eaton (LGE) d			1533				1633		1704					1800				
Derby (DBY)  a			1542				1642		1713			1733		1809				1830
Chesterfield (CHD) a			1609				1710		1733			1751		1832				1848
Sheffield (SHF)  a			1627				1727		1749			1804		1846				1903











NOTES (see introductory pages for explanation of train operator codes and standard symbols)

- a Arrival time
- d Departure time

London to Kettering, Corby, Leicester, Nottingham, Derby, Chesterfield and Sheffield

Sundays

Operator 1st Class/Reservations/Bus Catering facilities	EM 1◇ CP	EM ◇	EM 1◇ CP	EM 1◇ CP	EM ◇	EM 1◇ CP	EM 1◇ CP	EM ◇	EM 1◇ CP	EM 1◇ CP	EM ◇	EM 1◇ CP	EM 1◇ CP	EM ◇	EM 1◇ CP	EM 1◇ CP	EM ◇	EM 1◇ CP
St Pancras International (STP)  d	1705	1714	1732	1735	1744	1802	1805	1814	1832	1835	1844	1902	1905	1914	1932	1935	1944	2002
Luton Airport Parkway (LTN)  d		1736			1806			1836			1906			1936			2006	
Luton (LUT)  d		1739			1809			1839			1909			1939			2009	
Bedford (BDM)  d		1755			1825			1855			1925			1955			2025	
Wellingborough (WEL) d		1807			1836			1906			1936			2006			2037	
Kettering (KET) a	1750	1815		1820	1845		1850	1915		1920	1945		1950	2015		2020	2045	
Kettering (KET) d	1751	1817		1821	1847		1851	1917		1921	1947		1951	2017		2021		
Corby (COR) d		1825a			1855a			1925a			1955a			2025a				
Oakham (OKM) a																		
Melton Mowbray (MMO) a																		
Market Harborough (MHR) d	1801			1831			1901			1931			2001			2031		
Leicester (LEI) a	1816		1837	1846		1905	1916		1937	1946		2005	2017		2037	2046		2105
Leicester (LEI) d	1819		1838	1849		1906	1918		1938	1947		2007	2019		2038	2048		2106
Syston (SYS) d																		
Sileby (SIL) d																		
Barrow Upon Soar (BWS) d																		
Loughborough (LBO) d	1829		1848				1928		1948				2029		2048	2058		2116
East Midlands Parkway (EMD)  d	1836		1855	1902		1920	1935		1955	2001		2020	2036		2055	2105		2124
Attenborough (ATB) d																		
Beeston (BEE) d	1845						1944						2044					
Nottingham (NOT)  a	1850			1912			1950			2011			2050			2115		
Newark Castle (NCT) a																		
Lincoln (LCN) a																		
Grimsby Town (GMB) a																		
Long Eaton (LGE) d			1900						2000						2100			
Derby (DBY)  a		1909				1930			2009			2030		2109				2134
Chesterfield (CHD) a		1932				1950			2032			2049		2127				2153
Sheffield (SHF)  a		1947				2005			2047			2103		2141				2208

Operator 1st Class/Reservations/Bus Catering facilities	EM 1◇ CP	EM ◇	EM 1◇ CP	EM 1◇ CP	EM ◇	EM 1◇ CP	EM 1◇ CP	EM ◇	EM 1◇ CP	EM 1◇ CP	EM 1◇ CP	EM ◇	EM 1◇ CP	EM 1◇ CP
St Pancras International (STP)  d	2005	2014	2032	2035	2044	2102	2114		2135	2202		2212	2232	2300
Luton Airport Parkway (LTN)  d		2036			2106		2136		2157			2236	2254	2330
Luton (LUT)  d		2039			2109		2139					2239		
Bedford (BDM)  d		2055			2125		2155		2211			2255	2313	2359
Wellingborough (WEL) d		2107			2137		2207		2223			2307	2326	0011
Kettering (KET) a	2050	2115		2120	2145		2215		2229			2315	2332	0017
Kettering (KET) d	2051	2117		2121			2217		2230			2316	2334	0018
Corby (COR) d		2125a					2225a					2324a		
Oakham (OKM) a														
Melton Mowbray (MMO) a														
Market Harborough (MHR) d	2101			2131					2240	2256			2344	0028
Leicester (LEI) a	2116		2136	2146		2207			2254	2311			2358	0043
Leicester (LEI) d	2117		2138	2147		2208		2230	2256	2312			2359	0044
Syston (SYS) d														
Sileby (SIL) d														
Barrow Upon Soar (BWS) d														
Loughborough (LBO) d	2127		2148				2218		2240	2306			0009	0054
East Midlands Parkway (EMD)  d	2135		2155				2225		2247	2313	2325		0017	0101
Attenborough (ATB) d														
Beeston (BEE) d	2142			2206					2320				0023	
Nottingham (NOT)  a	2148			2212					2326		2326		0029	
Newark Castle (NCT) a														
Lincoln (LCN) a														
Grimsby Town (GMB) a														
Long Eaton (LGE) d			2200			2230			2330					
Derby (DBY)  a		2209				2239		2257	2339	2350				0112
Chesterfield (CHD) a		2227				2257			2357					
Sheffield (SHF)  a		2242				2314			0013					

NOTES (see introductory pages for explanation of train operator codes and standard symbols)

- a Arrival time
- d Departure time

Sheffield, Chesterfield, Derby, Nottingham, Leicester, Corby and Kettering to London

**Mondays to Fridays**

Operator Days of operation/Notes 1st Class/Reservations/Bus Catering facilities	EM ◇	EM MX 1◇ ⌘	EM MO 1◇ ⌘	EM ◇	EM 1◇ ⌘	EM ◇	EM 1◇ ⌘	EM ◇	EM 1◇ ⌘	EM ◇	EM 1◇ ⌘	EM ◇	EM 1◇ ⌘	EM ◇	EM 1◇ ⌘	EM ◇
Sheffield (SHF) 7 d							0458						0530			0556
Chesterfield (CHD) d							0510						0543			0608
Derby (DBY) 6 d		0413	0440		0447		0530						0602			0628
Long Eaton (LGE) d			0448		0456		0538						0611			0636
Grimsby Town (GMB) d																
Lincoln (LCN) d																
Newark Castle (NCT) d																
Nottingham (NOT) 8 d					0514	0531				0549					0611	
Beeston (BEE) d					0520										0618	
Attenborough (ATB) d																0649
East Midlands Parkway (EMD) ← d		0424	0453		0527	0542	0543				←	0615		0624	0641	0659
Loughborough (LBO) d		0431	0500		0534	0551	0550				→	0551		0632	0648	
Barrow Upon Soar (BWS) d												0556				
Sileby (SIL) d												0600				
Syston (SYS) d												0607				
Leicester (LEI) a		0441	0510		0544		0600		0609	0615	0629		0642	0658		0712
Leicester (LEI) d		0447	0512		0547		0602		0610		0630		0643	0700		0714
Market Harborough (MHR) d			0525		0600				0624				0657			0727
Melton Mowbray (MMO) d																
Oakham (OKM) d																
Corby (COR) d	0432			0537				0610					0638			0709
Kettering (KET) a	0440	0534	0534	0545	0609			0618	0633				0646	0706		0737
Kettering (KET) d	0440	0535	0535	0545	0611			0618	0636				0647	0707		0738
Wellingborough (WEL) d	0448			0553				0626					0655			0725
Bedford (BDM) 7 d	0507			0609				0640					0710			0740
Luton (LUT) 10 d	0529			0625				0656					0726			0756
Luton Airport Parkway (LTN) ← 7 d	0532	0613	0613	0628				0659					0729			0759
St Pancras International (STP) ⊕ 15 a	0602	0636	0636	0651	0701		0709	0724	0735		0739	0754	0757	0808	0824	0827

Operator 1st Class/Reservations/Bus Catering facilities	EM ◇	EM 1◇ ⌘	EM ◇	EM 1◇ ⌘	EM 1◇ ⌘	EM ◇	EM ◇	EM 1◇ ⌘	EM ◇	EM 1◇ ⌘	EM ◇	EM 1◇ ⌘	EM 1◇ ⌘	EM ◇	EM 1◇ ⌘	EM ◇
Sheffield (SHF) 7 d		0630			0700						0734					0757
Chesterfield (CHD) d		0644			0713						0746					0811
Derby (DBY) 6 d		0705			0733						0806					0832
Long Eaton (LGE) d					0741											0840
Grimsby Town (GMB) d																
Lincoln (LCN) d				0614				0640								
Newark Castle (NCT) d				0642				0714								
Nottingham (NOT) 8 d				0712			0727	0748					0813	0824		
Beeston (BEE) d				0718			0733						0819	0831		
Attenborough (ATB) d							0737							0835		
East Midlands Parkway (EMD) ← d				0727c			0744	0758	←				0825	0842	0845	
Loughborough (LBO) d	0658	0719			0750		0753		→	0753	0820			0852	0853	
Barrow Upon Soar (BWS) d	0703									0758				0857		
Sileby (SIL) d	0707									0804						
Syston (SYS) d	0713									0810						
Leicester (LEI) a	0721	0729	0740	0800			0812	0818	0830				0839		0903	
Leicester (LEI) d		0731	0743	0801			0813		0831				0842		0904	
Market Harborough (MHR) d			0757				0827						0855			
Melton Mowbray (MMO) d													0815			
Oakham (OKM) d													0827			
Corby (COR) d			0739		0808					0839	0848					0910
Kettering (KET) a		0747	0806	0816		0836				0847	0857	0906				0918
Kettering (KET) d			0747	0808		0816		0837		0847		0912				0919
Wellingborough (WEL) d			0756		0825					0855						0927
Bedford (BDM) 7 d			0810		0839					0911						0941
Luton (LUT) 10 d			0825		0855					0926						0956
Luton Airport Parkway (LTN) ← 7 d			0828		0858					0929						0959
St Pancras International (STP) ⊕ 15 a		0838	0851	0856	0909	0921		0927		0939	0953	1006			1009	1022

NOTES (see introductory pages for explanation of train operator codes and standard symbols)

- a Arrival time
- d Departure time
- c Arrives 3 minutes earlier

- MO Mondays only
- MX Not Mondays

Sheffield, Chesterfield, Derby, Nottingham, Leicester, Corby and Kettering to London

**Mondays to Fridays**

Operator 1st Class/Reservations/Bus Catering facilities	EM 1◇ ♣	EM ◇	EM 1◇ ♣	EM ◇	EM 1◇ ♣	EM 1◇ ♣	EM ◇	EM ◇	EM ◇	EM 1◇ ♣	EM ◇	EM 1◇ ♣	EM ◇	EM 1◇ ♣	EM ◇	EM 1◇ ♣	EM ◇
Sheffield (SHF)  7 d			0837			0900						0937				1000	
Chesterfield (CHD) d			0849			0913						0949				1013	
Derby (DBY) 6 d			0909			0932						1009				1032	
Long Eaton (LGE) d						0941										1041	
Grimsby Town (GMB) d									0741							0840	
Lincoln (LCN) d									0838							0935	
Newark Castle (NCT) d									0906							1003	
Nottingham (NOT)  8 d	0850				0912				0929	0950					1012	1027	
Beeston (BEE) d					0918				0935						1018	1033	
Attenborough (ATB) d									0939							1037	
East Midlands Parkway (EMD)  d					0925	0945			0946						1024	1044	1045
Loughborough (LBO) d					0932	0953			0955						1032	1053	1053
Barrow Upon Soar (BWS) d																	
Sileby (SIL) d			0857														
Syston (SYS) d			0901														
Leicester (LEI) a	0910	0916	0929		0942	1003					1012	1019	1029		1042		1103
Leicester (LEI) d	0912		0930		0943	1004					1013		1032		1043		1104
Market Harborough (MHR) d	0926				0957						1026				1057		
Melton Mowbray (MMO) d																	
Oakham (OKM) d																	
Corby (COR) d					0939		1010							1038			1110
Kettering (KET) a	0935				0947	1006	1018				1035			1046	1106		1118
Kettering (KET) d	0936				0948	1007	1019				1036			1047	1107		1119
Wellingborough (WEL) d					0956		1027							1055			1127
Bedford (BDM) 7 d					1010		1040							1110			1140
Luton (LUT) 10 d					1025		1056							1126			1156
Luton Airport Parkway (LTN)  7 d					1029		1059							1129			1159
St Pancras International (STP)   15 a	1027		1039	1052	1055	1109	1123				1127		1136	1152	1155		1209
1222																	

Operator 1st Class/Reservations/Bus Catering facilities	EM 1◇ ♣	EM ◇	EM 1◇ ♣	EM ◇	EM 1◇ ♣	EM ◇	EM 1◇ ♣	EM ◇	EM ◇	EM 1◇ ♣	EM ◇	EM 1◇ ♣	EM ◇	EM 1◇ ♣	EM ◇	EM 1◇ ♣	EM ◇
Sheffield (SHF)  7 d			1037				1100					1137				1200	
Chesterfield (CHD) d			1049				1113					1149				1212	
Derby (DBY) 6 d			1110				1132					1209				1232	
Long Eaton (LGE) d							1141									1240	
Grimsby Town (GMB) d																1040	
Lincoln (LCN) d							1034									1135	
Newark Castle (NCT) d							1104									1203	
Nottingham (NOT)  8 d	1050				1112	1127					1151				1212	1227	
Beeston (BEE) d					1118	1133									1218	1233	
Attenborough (ATB) d						1137										1237	
East Midlands Parkway (EMD)  d					1127	1144	1145								1225	1244	1245
Loughborough (LBO) d					1134	1153	1153								1232	1252	
Barrow Upon Soar (BWS) d																	
Sileby (SIL) d																	
Syston (SYS) d																	
Leicester (LEI) a	1110	1116	1131		1144		1203				1211	1216	1229		1242		1302
Leicester (LEI) d	1112		1133		1145		1204				1213		1232		1243		1303
Market Harborough (MHR) d	1126				1159						1226				1257		
Melton Mowbray (MMO) d																	
Oakham (OKM) d																	
Corby (COR) d					1139						1203			1239			1309
Kettering (KET) a	1135				1147	1208					1211	1235		1247	1306		1317
Kettering (KET) d	1137				1147	1209					1211	1237		1247	1307		1318
Wellingborough (WEL) d					1156						1219			1255			1327
Bedford (BDM) 7 d					1210						1238e			1310			1340
Luton (LUT) 10 d					1225						1255			1325			1356
Luton Airport Parkway (LTN)  7 d					1228						1258			1328			1359
St Pancras International (STP)   15 a	1227		1239	1251	1255		1308	1321	1327		1339	1351	1354			1409	1422

NOTES (see introductory pages for explanation of train operator codes and standard symbols)

- a Arrival time
- d Departure time
- e Arrives 5 minutes earlier

Sheffield, Chesterfield, Derby, Nottingham, Leicester, Corby and Kettering to London

**Mondays to Fridays**

Operator 1st Class/Reservations/Bus Catering facilities	EM 11 ♣	EM ◇	EM 11 ♣	EM ◇	EM 11 ♣	EM 11 ♣	EM ◇	EM ◇	EM ◇	EM 11 ♣	EM ◇	EM 11 ♣	EM ◇	EM 11 ♣	EM 11 ♣	EM 11 ♣	EM ◇
Sheffield (SHF) 7 d			1237				1300					1337				1400	
Chesterfield (CHD) d			1249				1313					1349				1412	
Derby (DBY) 6 d			1309				1332					1409				1432	
Long Eaton (LGE) d							1341									1440	
Grimsby Town (GMB) d																	1240
Lincoln (LCN) d									1236								1335
Newark Castle (NCT) d									1304								1404
Nottingham (NOT) 8 d	1250				1312				1328	1350					1412		1427
Beeston (BEE) d					1318				1335						1418		1434
Attenborough (ATB) d		←							1339								1438
East Midlands Parkway (EMD) ← d		1244			1326	1345			1346		←				1425	1445	1445
Loughborough (LBO) d		1253			1334	1353			1354		1354				1432	1452	1453
Barrow Upon Soar (BWS) d		1258							→								→
Sileby (SIL) d		1302										1403					
Syston (SYS) d		1308										1409					
Leicester (LEI) a	1310	1316	1329		1344	1403				1410	1417	1429		1442	1502		
Leicester (LEI) d	1313		1332		1345	1404				1413		1432		1443	1504		
Market Harborough (MHR) d	1326				1358					1426				1457			
Melton Mowbray (MMO) d																	
Oakham (OKM) d													1440			1507	
Corby (COR) d				1339			1406						1440			1507	
Kettering (KET) a	1335			1347	1407		1414			1435			1448	1506		1515	
Kettering (KET) d	1337			1347	1408		1414			1437			1448	1507		1515	
Wellingborough (WEL) d				1355			1423						1456			1523	
Bedford (BDM) 7 d				1410			1441						1510			1541	
Luton (LUT) 10 d				1425			1456						1525			1556	
Luton Airport Parkway (LTN) ← 7 d				1428			1459						1528			1559	
St Pancras International (STP) ⊕ 15 a	1427		1442	1451	1455	1509	1522			1526		1539	1551	1554	1609	1622	

Operator 1st Class/Reservations/Bus Catering facilities	EM 11 ♣	EM ◇	EM 11 ♣	EM ◇	EM 11 ♣	EM 11 ♣	EM ◇	EM ◇	EM ◇	EM 11 ♣	EM ◇	EM 11 ♣	EM ◇	EM 11 ♣	EM 11 ♣	EM ◇	EM ◇
Sheffield (SHF) 7 d			1437				1500					1537				1600	
Chesterfield (CHD) d			1449				1512					1549				1613	
Derby (DBY) 6 d			1509				1532					1609				1632	
Long Eaton (LGE) d							1540									1641	
Grimsby Town (GMB) d																	1438
Lincoln (LCN) d									1437								1533
Newark Castle (NCT) d									1504								1559
Nottingham (NOT) 8 d	1450				1512				1528	1550					1612		1628
Beeston (BEE) d					1518				1534						1618		1634
Attenborough (ATB) d									1538								1638
East Midlands Parkway (EMD) ← d		←			1525	1545			1545		←				1625	1645	1645
Loughborough (LBO) d		1453			1532	1552			1554		1554				1632	1653	1654
Barrow Upon Soar (BWS) d		1459							→								→
Sileby (SIL) d		1503										1603					
Syston (SYS) d		1508										1609					
Leicester (LEI) a	1510	1517	1529		1542	1602				1610	1617	1629		1642	1703		
Leicester (LEI) d	1512		1531		1543	1603				1612		1630		1643	1704		
Market Harborough (MHR) d	1526				1557					1625				1657			
Melton Mowbray (MMO) d																	
Oakham (OKM) d													1640			1703	
Corby (COR) d				1540			1610						1640			1703	
Kettering (KET) a	1535			1548	1606		1618			1635			1648	1706		1711	
Kettering (KET) d	1537			1548	1607		1618			1636			1648	1707		1712	
Wellingborough (WEL) d				1556			1627						1656			1720	
Bedford (BDM) 7 d				1610			1640						1712	1726c		1740f	
Luton (LUT) 10 d				1626			1656						1727			1755	
Luton Airport Parkway (LTN) ← 7 d				1629			1659						1730			1758	
St Pancras International (STP) ⊕ 15 a	1627		1639	1653	1656	1709	1723			1728		1740	1753	1806	1810	1823	

NOTES (see introductory pages for explanation of train operator codes and standard symbols)

- a Arrival time
- d Departure time
- c Arrives 3 minutes earlier
- f Arrives 7 minutes earlier

Sheffield, Chesterfield, Derby, Nottingham, Leicester, Corby and Kettering to London

**Mondays to Fridays**

Operator Days of operation/Notes 1st Class/Reservations/Bus Catering facilities	EM	EM	EM	EM	EM	EM	EM	EM	EM	EM	EM	EM	EM	EM	EM	EM	EM
	1◇	◇	1◇	◇	1◇	◇	1◇	◇	1◇	◇	1◇	◇	1◇	◇	1◇	◇	1◇
Sheffield (SHF) 7 d			1637					1701				1732			1800		
Chesterfield (CHD) d			1649					1714				1745			1812		
Derby (DBY) 6 d			1709					1734				1808			1832		
Long Eaton (LGE) d								1743							1840		
Grimsby Town (GMB) d																	1641
Lincoln (LCN) d								1634									1736
Newark Castle (NCT) d								1705									1807
Nottingham (NOT) 8 d	1650					1712	1730				1750				1810		1836
Beeston (BEE) d						1718	1736								1816		1842
Attenborough (ATB) d							1740										1846
East Midlands Parkway (EMD) ← d		←				1725	1747	1748			←				1823	1845	1852
Loughborough (LBO) d		1654				1732	1755	1755			1755				1830	1852	1901
Barrow Upon Soar (BWS) d		1659					←				1801						←
Sileby (SIL) d		1704									1805						
Syston (SYS) d		1712									1810						
Leicester (LEI) a	1710	1720	1729			1742		1805		1810	1818	1829		1840	1902		
Leicester (LEI) d	1713		1730			1745		1806		1811		1830		1841	1903		
Market Harborough (MHR) d	1726					1758				1824				1855			
Melton Mowbray (MMO) d																	
Oakham (OKM) d																	
Corby (COR) d					1739				1806				1838				1909
Kettering (KET) a	1735				1747	1807			1814	1833			1846	1904			1917
Kettering (KET) d	1736				1748	1808			1815	1834			1846	1905			1918
Wellingborough (WEL) d			1754		1756	1815			1823	1841			1854				1927
Bedford (BDM) 7 d					1810				1840g				1909				1940
Luton (LUT) 10 d					1826				1855				1924				1956
Luton Airport Parkway (LTN) ← 7 d					1829				1858				1927				1959
St Pancras International (STP) ⊕ 15 a	1827		1841	1852	1905			1910	1921	1926		1938	1950	1955	2007	2022	









Operator Days of operation/Notes 1st Class/Reservations/Bus Catering facilities	EM	EM	EM	EM	EM	EM	EM	EM	EM	EM	EM	EM	EM	EM	EM	EM	EM
	1◇	◇	1◇	◇	1◇	◇	1◇	◇	1◇	◇	1◇	◇	1◇	◇	1◇	◇	1◇
Sheffield (SHF) 7 d			1837					1900				1937					2000
Chesterfield (CHD) d			1849					1912				1949					2012
Derby (DBY) 6 d			1909					1932				2010					2032
Long Eaton (LGE) d								1940									2040
Grimsby Town (GMB) d																1838	
Lincoln (LCN) d								1834								1932	
Newark Castle (NCT) d								1903								2001	
Nottingham (NOT) 8 d	1850					1913	1927			1949					2011	2024	
Beeston (BEE) d						1919	1933								2017	2031	
Attenborough (ATB) d							1937									2035	
East Midlands Parkway (EMD) ← d		←				1926	1944	1945							2023	2042	2045
Loughborough (LBO) d		1901				1933	1953	1952		2004	←				2031	2050	2052
Barrow Upon Soar (BWS) d		1906					1958				1958					2056	←
Sileby (SIL) d		1910					←				2003				←		2100
Syston (SYS) d		1916									2009						2105
Leicester (LEI) a	1910	1925	1929			1943		2002		2014	2018	2032		2041		2103	2114
Leicester (LEI) d	1911		1930			1944		2003		2015		2033		2042		2104	
Market Harborough (MHR) d	1925					1958				2028				2056			
Melton Mowbray (MMO) d																	
Oakham (OKM) d																	
Corby (COR) d					1939				2010				2039				
Kettering (KET) a	1934				1947	2007			2018	2037			2047	2105			
Kettering (KET) d	1935				1948	2008			2018	2038			2048	2106			
Wellingborough (WEL) d					1956				2027				2056				
Bedford (BDM) 7 d					2010				2041				2110				
Luton (LUT) 10 d					2025				2057				2126				
Luton Airport Parkway (LTN) ← 7 d					2028				2100				2129				
St Pancras International (STP) ⊕ 15 a	2027		2036	2051	2054			2108	2123	2134		2139	2152	2156			2207

NOTES (see introductory pages for explanation of train operator codes and standard symbols)

- a Arrival time
- d Departure time
- g Arrives 4 minutes earlier
- A Also calls at Belper 1758

## Sheffield, Chesterfield, Derby, Nottingham, Leicester, Corby and Kettering to London

**Mondays to Fridays**

Operator 1st Class/Reservations/Bus Catering facilities	EM 1◇ ♣	EM ◇	EM 1◇ ♣	EM 1◇ ♣	EM ◇	EM ◇	EM 1◇ ♣	EM ◇	EM ◇
Sheffield (SHF)  d			2101				2145		
Chesterfield (CHD) d			2113				2201		
Derby (DBY)  d			2134				2220		
Long Eaton (LGE) d			2142				2229		
Grimsby Town (GMB) d									
Lincoln (LCN) d									
Newark Castle (NCT) d									
Nottingham (NOT)  d	2049			2140		2158			2320
Beeston (BEE) d	2055			2149		2205			2326
Attenborough (ATB) d						2209			
East Midlands Parkway (EMD)  d	2102		2147	2156		2216	2233		2333
Loughborough (LBO) d	2110		2154			2224	2241		2341
Barrow Upon Soar (BWS) d						2230			
Sileby (SIL) d						2234			
Syston (SYS) d						2239			
Leicester (LEI) a	2121		2204	2210		2248	2251		2353
Leicester (LEI) d	2123		2206	2215			2252		
Market Harborough (MHR) d	2137			2228			2305		
Melton Mowbray (MMO) d									
Oakham (OKM) d									
Corby (COR) d		2142			2233			2310	
Kettering (KET) a	2146	2150		2237	2241		2314	2318	
Kettering (KET) d	2147	2151		2240	2242		2315		
Wellingborough (WEL) d		2159			2250				
Bedford (BDM)  d		2213			2304				
Luton (LUT)  d		2229			2322				
Luton Airport Parkway (LTN)  d		2232		2316	2325				
St Pancras International (STP)  a	2239	2255	2316	2352	2358		0023		

**NOTES** (see introductory pages for explanation of train operator codes and standard symbols)

- a Arrival time  
d Departure time



Sheffield, Chesterfield, Derby, Nottingham, Leicester, Corby and Kettering to London

Saturdays

Operator 1st Class/Reservations/Bus Catering facilities	EM ◇	EM 1◇ ⌘	EM ◇	EM 1◇ ⌘	EM ◇	EM ◇	EM 1◇ ⌘	EM ◇	EM 1◇ ⌘	EM 1◇ ⌘	EM ◇	EM 1◇ ⌘	EM ◇	EM 1◇ ⌘	EM ◇	EM 1◇ ⌘	EM 1◇ ⌘	EM 1◇ ⌘	
Sheffield (SHF) 7 d							0530					0556				0633			0700
Chesterfield (CHD) d							0542					0609				0645			0712
Derby (DBY) 6 d		0447		0459			0602					0628				0705			0732
Long Eaton (LGE) d		0456		0508								0637							0740
Grimsby Town (GMB) d																			0629
Lincoln (LCN) d																			0658
Newark Castle (NCT) d																			
Nottingham (NOT) 8 d				0526			0533				0612			0649				0712	0726
Beeston (BEE) d										0618								0718	0732
Attenborough (ATB) d																			0736
East Midlands Parkway (EMD) ← d		0500		0536			0544			0624	0641		0659					0724	0743
Loughborough (LBO) d		0508		0543			0553			0632	0649				0700	0719		0732	0752
Barrow Upon Soar (BWS) d							0558								0705				→
Sileby (SIL) d							0602								0709				
Syston (SYS) d							0608								0715				
Leicester (LEI) a		0518		0553			0616	0622		0642	0700		0712	0723	0729			0742	0802
Leicester (LEI) d		0519		0554			0623			0643	0701		0713		0730			0743	0803
Market Harborough (MHR) d		0533		0608			0637			0656			0727					0757	
Melton Mowbray (MMO) d																			
Oakham (OKM) d																			
Corby (COR) d	0510		0540		0610				0640				0710					0740	
Kettering (KET) a	0518		0548	0617	0618		0646	0648	0705			0718	0736					0748	0806
Kettering (KET) d	0519		0549	0618	0619		0647	0648	0706			0719	0737					0749	0807
Wellingborough (WEL) d	0527		0557		0627			0656				0727						0757	
Bedford (BDM) 7 d	0540		0610		0641			0710				0740						0811	
Luton (LUT) 10 d	0556		0626		0656			0725				0756						0826	
Luton Airport Parkway (LTN) ← 7 d	0559		0629		0659			0728				0759						0829	
St Pancras International (STP) ⊕ ⊖ 15 a	0623	0627	0652	0704	0722		0736	0751	0754	0809	0822	0827			0836	0852	0855		0907

Operator Days of operation/Notes 1st Class/Reservations/Bus Catering facilities	EM ◇	EM 1◇ ⌘	EM 1◇ ⌘	EM 1◇ ⌘	EM ◇	EM 1◇ ⌘	EM 1◇ ⌘	EM ◇	EM A ◇	EM 1◇ ⌘	EM A ◇	EM ◇	EM 1◇ ⌘	EM ◇	EM 1◇ ⌘	EM ◇	EM ◇	EM ◇	EM 1◇ ⌘
Sheffield (SHF) 7 d				0731			0800						0835					0901	
Chesterfield (CHD) d				0743			0812						0849					0913	
Derby (DBY) 6 d				0804			0832						0910					0932	
Long Eaton (LGE) d							0840											0941	
Grimsby Town (GMB) d									0642										
Lincoln (LCN) d									0739										0839
Newark Castle (NCT) d									0806										0907
Nottingham (NOT) 8 d		0746					0812		0831	0850					0912				0929
Beeston (BEE) d							0818		0837						0918				0935
Attenborough (ATB) d									0841										0939
East Midlands Parkway (EMD) ← d							0824	0845	0848						0924	0945			0946
Loughborough (LBO) d				0752			0832	0852	0856		0856				0932	0953			0955
Barrow Upon Soar (BWS) d				0757															
Sileby (SIL) d				0801									0901						
Syston (SYS) d				0807									0905						
Leicester (LEI) a		0809	0815	0827			0842	0902		0910	0918	0930			0942	1003			1010
Leicester (LEI) d		0812		0828			0843	0904		0913		0931			0943	1004			1013
Market Harborough (MHR) d		0826					0857			0927					0956				1026
Melton Mowbray (MMO) d																			
Oakham (OKM) d																			
Corby (COR) d	0810				0840				0910						0940			1010	
Kettering (KET) a	0818	0835			0848	0906		0918		0936					0948	1006		1018	1035
Kettering (KET) d	0819	0836			0848	0907		0919		0937					0948	1007		1019	1036
Wellingborough (WEL) d	0827				0856			0927							0956			1027	
Bedford (BDM) 7 d	0840				0910			0940							1010			1040	
Luton (LUT) 10 d	0856				0925			0956							1025			1055	
Luton Airport Parkway (LTN) ← 7 d	0859				0928			0959							1028			1058	
St Pancras International (STP) ⊕ ⊖ 15 a	0922	0927		0934	0951	0954	1007	1022		1027		1039	1051	1054	1109	1121			1127

NOTES (see introductory pages for explanation of train operator codes and standard symbols)

- a Arrival time
- d Departure time
- A From Cleethorpes

Sheffield, Chesterfield, Derby, Nottingham, Leicester, Corby and Kettering to London

Saturdays

Operator 1st Class/Reservations/Bus Catering facilities	EM ◇	EM 1◇ ⌚	EM ◇	EM 1◇ ⌚	EM 1◇ ⌚	EM ◇	EM ◇	EM 1◇ ⌚	EM ◇	EM 1◇ ⌚	EM ◇	EM 1◇ ⌚	EM ◇	EM 1◇ ⌚	EM ◇	EM 1◇ ⌚	EM ◇	EM 1◇ ⌚						
Sheffield (SHF)	7 d		0929			1000							1033					1100					1130	
Chesterfield (CHD)	d		0941			1013							1048					1112					1142	
Derby (DBY)	6 d		1005			1033							1108					1132					1208	
Long Eaton (LGE)	d					1041												1140						
Grimsby Town (GMB)	d									0838														
Lincoln (LCN)	d									0933												1035		
Newark Castle (NCT)	d									1003												1104		
Nottingham (NOT)	8 d				1012				1030	1050								1112				1129	1150	
Beeston (BEE)	d				1018				1036									1118				1137		
Attenborough (ATB)	d								1040													1141		
East Midlands Parkway (EMD)	← d				1024	1046			1047									1125	1145			1148		
Loughborough (LBO)	d	0955			1032	1053			1055		1055							1133	1152			1157	1157	
Barrow Upon Soar (BWS)	d	1000							1100														1202	
Sileby (SIL)	d	1004							1104														1206	
Syston (SYS)	d	1009							1109														1215	
Leicester (LEI)	a	1017	1026		1042	1103			1110	1117	1128			1143	1202							1210	1223	1228
Leicester (LEI)	d		1027		1043	1104			1112		1130			1144	1204							1213		1231
Market Harborough (MHR)	d				1056				1125					1158								1226		
Melton Mowbray (MMO)	d																							
Oakham (OKM)	d																							
Corby (COR)	d			1040			1110						1140				1210							
Kettering (KET)	a			1048	1105		1118		1134				1148	1207			1218					1235		
Kettering (KET)	d			1048	1106		1119		1136				1148	1208			1219					1236		
Wellingborough (WEL)	d			1056			1128						1156				1227							
Bedford (BDM)	7 d			1110			1141						1210				1240							
Luton (LUT)	10 d			1125			1156						1225				1256							
Luton Airport Parkway (LTN)	← 7 d			1128			1159						1228				1259							
St Pancras International (STP)	⊕ ⊖ 15 a		1139	1151	1154	1209	1222		1227			1239	1251	1255	1309	1322						1327		1336

Operator Days of operation/Notes 1st Class/Reservations/Bus Catering facilities	EM ◇	EM 1◇ ⌚	EM A ◇	EM 1◇ ⌚	EM ◇	EM 1◇ ⌚	EM A ◇	EM 1◇ ⌚	EM ◇	EM 1◇ ⌚	EM 1◇ ⌚	EM ◇	EM 1◇ ⌚	EM ◇	EM 1◇ ⌚	EM ◇	EM 1◇ ⌚	EM ◇	EM 1◇ ⌚					
Sheffield (SHF)	7 d			1200						1236			1300							1336				
Chesterfield (CHD)	d			1212						1249			1312							1349				
Derby (DBY)	6 d			1232						1309			1332							1409				
Long Eaton (LGE)	d			1240									1340											
Grimsby Town (GMB)	d			1038																				
Lincoln (LCN)	d			1133												1235								
Newark Castle (NCT)	d			1202												1304								
Nottingham (NOT)	8 d		1212	1227			1250					1312				1330	1345						1412	
Beeston (BEE)	d		1218	1233								1318				1336							1418	
Attenborough (ATB)	d			1237											1340									
East Midlands Parkway (EMD)	← d		1225	1244	1245			←				1325	1345		1347			←					1424	
Loughborough (LBO)	d		1232	1253	1252			1253				1332	1352		1356			1356					1432	
Barrow Upon Soar (BWS)	d			→				1258										1401						
Sileby (SIL)	d							1302										1405						
Syston (SYS)	d							1308										1410						
Leicester (LEI)	a		1242		1302		1310	1316	1329			1342	1402				1411	1417	1429				1442	
Leicester (LEI)	d		1243		1304		1313		1332			1343	1404				1413		1431				1443	
Market Harborough (MHR)	d		1257				1326					1357					1426						1456	
Melton Mowbray (MMO)	d																							
Oakham (OKM)	d																							
Corby (COR)	d	1240				1310					1340				1410								1440	
Kettering (KET)	a	1248	1306			1318	1335				1348	1406		1418		1435							1448	1505
Kettering (KET)	d	1248	1307			1319	1336				1348	1407		1419		1436							1448	1506
Wellingborough (WEL)	d	1256				1327					1356			1427									1456	
Bedford (BDM)	7 d	1310				1340					1410			1440									1510	
Luton (LUT)	10 d	1325				1356					1425			1456									1525	
Luton Airport Parkway (LTN)	← 7 d	1328				1359					1428			1459									1528	
St Pancras International (STP)	⊕ ⊖ 15 a	1351	1354		1408	1422	1427		1436	1451	1454	1507	1522			1527						1536	1551	1554

NOTES (see introductory pages for explanation of train operator codes and standard symbols)

- a Arrival time
- d Departure time
- A From Cleethorpes

Sheffield, Chesterfield, Derby, Nottingham, Leicester, Corby and Kettering to London

Saturdays

Operator 1st Class/Reservations/Bus Catering facilities	EM ◇	EM 1◇ Ꞥ	EM ◇	EM 1◇ Ꞥ	EM ◇	EM 1◇ Ꞥ	EM ◇	EM 1◇ Ꞥ	EM ◇	EM 1◇ Ꞥ	EM ◇	EM 1◇ Ꞥ	EM ◇	EM 1◇ Ꞥ	EM ◇	EM 1◇ Ꞥ	EM ◇	EM 1◇ Ꞥ	EM ◇	
Sheffield (SHF)  7 d		1400				1435				1501						1537			1600	
Chesterfield (CHD) d		1413				1449				1513						1549			1613	
Derby (DBY) 6 d		1433				1510				1533						1611			1632	
Long Eaton (LGE) d		1441								1541									1641	
Grimsby Town (GMB) d	1240																			
Lincoln (LCN) d	1335												1437							
Newark Castle (NCT) d	1403												1506							
Nottingham (NOT)  8 d	1427			1449					1512				1529	1550					1612	
Beeston (BEE) d	1433								1518				1535						1618	
Attenborough (ATB) d	1437												1539							
East Midlands Parkway (EMD)  4 d	1444	1446							1524	1546			1546						1624	
Loughborough (LBO) d	1452	1453							1532	1553			1554		1554				1632	
Barrow Upon Soar (BWS) d	1457				1457										1559				1645	
Sileby (SIL) d					1501										1603					
Syston (SYS) d					1507										1608					
Leicester (LEI) a		1503		1510	1516	1530			1542	1603				1611	1617	1631		1642	1703	
Leicester (LEI) d		1504		1513		1532			1543	1604				1614	1617	1632		1643	1704	
Market Harborough (MHR) d				1526					1556					1627				1656		
Melton Mowbray (MMO) d																				
Oakham (OKM) d																				
Corby (COR) d			1510					1540				1610					1640		1707	
Kettering (KET) a			1518	1535				1548	1605			1618		1636			1648	1705	1715	
Kettering (KET) d			1519	1536				1548	1606			1619		1637			1648	1706	1715	
Wellingborough (WEL) d			1527					1556				1628					1656		1724	
Bedford (BDM) 7 d			1541					1610				1641					1710		1741	
Luton (LUT) 10 d			1556					1625				1656					1725		1756	
Luton Airport Parkway (LTN)  7 d			1559					1628				1659					1728		1759	
St Pancras International (STP)  15 a		1608	1622	1627		1636	1651	1654	1710	1722				1726		1739	1751	1754	1809	1822

Operator 1st Class/Reservations/Bus Catering facilities	EM ◇	EM 1◇ Ꞥ	EM ◇	EM 1◇ Ꞥ	EM ◇	EM 1◇ Ꞥ	EM 1◇ Ꞥ	EM ◇	EM ◇	EM 1◇ Ꞥ	EM ◇	EM 1◇ Ꞥ	EM ◇	EM 1◇ Ꞥ	EM 1◇ Ꞥ	EM ◇	EM 1◇ Ꞥ	EM ◇	EM 1◇ Ꞥ
Sheffield (SHF)  7 d				1637				1700					1731			1800			
Chesterfield (CHD) d				1649				1712					1749			1812			
Derby (DBY) 6 d				1711				1732					1811			1832			
Long Eaton (LGE) d								1740								1840			
Grimsby Town (GMB) d	1438																		1638
Lincoln (LCN) d	1533										1636								1732
Newark Castle (NCT) d	1605										1706								1759
Nottingham (NOT)  8 d	1631	1650					1711				1730	1750				1812			1827
Beeston (BEE) d	1639						1718				1739					1818			1833
Attenborough (ATB) d	1642										1743								1837
East Midlands Parkway (EMD)  4 d	1649						1724	1745			1750					1824	1845		1847c
Loughborough (LBO) d	1658		1658				1732	1752			1758		1758			1832	1852		1856
Barrow Upon Soar (BWS) d			1703										1803						
Sileby (SIL) d			1707										1807						
Syston (SYS) d			1712										1812						
Leicester (LEI) a		1712	1720	1731		1742	1802				1810	1820	1831		1842	1902			1911
Leicester (LEI) d		1713		1733		1743	1804				1813		1833		1843	1904			1913
Market Harborough (MHR) d		1726				1756					1826				1856				1926
Melton Mowbray (MMO) d																			
Oakham (OKM) d																			
Corby (COR) d					1740				1810						1840			1910	
Kettering (KET) a		1735			1748	1805			1818			1835			1848	1905		1918	1935
Kettering (KET) d		1736			1748	1806			1819			1836			1848	1906		1919	1936
Wellingborough (WEL) d					1756				1827						1856			1927	
Bedford (BDM) 7 d					1810				1840						1910			1940	
Luton (LUT) 10 d					1825				1856						1925			1956	
Luton Airport Parkway (LTN)  7 d					1828				1859						1928			1959	
St Pancras International (STP)  15 a		1827		1836	1851	1854	1909	1922			1927			1936	1951	1954	2007	2022	2027

NOTES (see introductory pages for explanation of train operator codes and standard symbols)

- a Arrival time
- d Departure time
- c Arrives 3 minutes earlier

## Sheffield, Chesterfield, Derby, Nottingham, Leicester, Corby and Kettering to London

## Saturdays

Operator 1st Class/Reservations/Bus Catering facilities	EM ◇	EM 1◇ ⌘	EM ◇	EM 1◇ ⌘	EM 1◇ ⌘	EM ◇	EM ◇	EM 1◇ ⌘	EM ◇	EM 1◇ ⌘	EM ◇	EM 1◇ ⌘	EM ◇	EM 1◇ ⌘	EM ◇	EM 1◇ ⌘	EM ◇	EM 1◇ ⌘
Sheffield (SHF)  7 d		1837		1901						1934			2001					2030
Chesterfield (CHD) d		1849		1913						1946			2013					2042
Derby (DBY) 6 d		1909		1933						2011			2033					2102
Long Eaton (LGE) d				1941									2041					
Grimsby Town (GMB) d																1839		
Lincoln (LCN) d							1830									1935		
Newark Castle (NCT) d							1858									2003		
Nottingham (NOT)  8 d				1912			1928	1950				2012				2033	2050	
Beeston (BEE) d				1918			1934					2018				2039		
Attenborough (ATB) d							1938									2043		
East Midlands Parkway (EMD)  d				1924	1945		1945					2024	2046			2050		2112
Loughborough (LBO) d	1856			1932	1953		1953			1953		2032	2053			2058		2058
Barrow Upon Soar (BWS) d	1901									1958								2103
Sileby (SIL) d	1905									2002								2107
Syston (SYS) d	1913									2007								2112
Leicester (LEI) a	1922	1929		1942	2003			2010	2016	2031		2042	2103			2110	2120	2129
Leicester (LEI) d		1932		1943	2004			2013		2032		2043	2104			2114		
Market Harborough (MHR) d				1956				2026				2056				2127		
Melton Mowbray (MMO) d																		
Oakham (OKM) d																		
Corby (COR) d			1940			2010					2040			2110				
Kettering (KET) a			1948	2005		2018		2035			2048	2105		2118		2136		
Kettering (KET) d			1948	2006		2019		2036			2048	2106		2119		2137		
Wellingborough (WEL) d			1956			2028					2056			2128				
Bedford (BDM) 7 d			2010			2040					2110			2141		2155		
Luton (LUT) 10 d			2025			2055					2125			2157				
Luton Airport Parkway (LTN)  7 d			2028			2058					2128			2200				
St Pancras International (STP)  15 a		2039	2051	2054	2109	2121		2126		2138	2151	2154	2208	2223		2234		

Operator 1st Class/Reservations/Bus Catering facilities	EM ◇	EM ◇	EM 1◇ ⌘	EM 1◇ ⌘	EM ◇	EM ◇	EM ◇	EM ◇
Sheffield (SHF)  7 d				2100				
Chesterfield (CHD) d				2114				
Derby (DBY) 6 d				2135				
Long Eaton (LGE) d				2144				
Grimsby Town (GMB) d								
Lincoln (LCN) d					2042			
Newark Castle (NCT) d					2110			
Nottingham (NOT)  8 d			2125		2149		2233	2318
Beeston (BEE) d			2131		2155		2239	2324
Attenborough (ATB) d					2159		2243	
East Midlands Parkway (EMD)  d			2137	2149	2206		2250	2332
Loughborough (LBO) d			2145	2157	2214		2259	2340
Barrow Upon Soar (BWS) d					2219		2304	
Sileby (SIL) d					2223		2308	
Syston (SYS) d					2228		2314	
Leicester (LEI) a			2155	2207	2237		2322	2351
Leicester (LEI) d			2156					
Market Harborough (MHR) d			2209					
Melton Mowbray (MMO) d								
Oakham (OKM) d								
Corby (COR) d	2140	2201				2240		
Kettering (KET) a	2148	2209	2218			2248		
Kettering (KET) d	2148		2219					
Wellingborough (WEL) d	2156		2227					
Bedford (BDM) 7 d	2210							
Luton (LUT) 10 d	2225							
Luton Airport Parkway (LTN)  7 d	2228							
St Pancras International (STP)  15 a	2251		2316					

NOTES (see introductory pages for explanation of train operator codes and standard symbols)

- a Arrival time  
d Departure time

Sheffield, Chesterfield, Derby, Nottingham, Leicester, Corby and Kettering to London

Sundays

Operator 1st Class/Reservations/Bus Catering facilities	EM 1◇	EM 1◇	EM 1◇	EM ◇	EM 1◇	EM ◇	EM 1◇	EM 1◇	EM ◇	EM 1◇	EM 1◇	EM ◇	EM 1◇	EM 1◇	EM ◇	EM 1◇	EM 1◇	EM ◇	EM 1◇
Sheffield (SHF)	7 d			0823				0926					1052			1152			1252
Chesterfield (CHD)	d			0835				0938					1105			1204			1304
Derby (DBY)	6 d	0757		0855				0959					1126			1225			1325
Long Eaton (LGE)	d	0805		0903				1007					1135			1235			1335
Grimsby Town (GMB)	d																		
Lincoln (LCN)	d																		
Newark Castle (NCT)	d																		
Nottingham (NOT)	8 d		0821			0926			1016			1110			1209				1310
Beeston (BEE)	d		0827									1116			1215				1316
Attenborough (ATB)	d																		
East Midlands Parkway (EMD)	← d	0810	0833	0908		0937		1013	1026			1122	1140		1221	1239			1323 1339
Loughborough (LBO)	d	0817	0841	0915		0944		1021	1033			1130	1147		1229	1247			1330 1347
Barrow Upon Soar (BWS)	d																		
Sileby (SIL)	d																		
Syston (SYS)	d																		
Leicester (LEI)	a	0828	0852	0926		0955		1032	1044			1141	1158		1240	1258			1341 1358
Leicester (LEI)	d	0829	0853	0927		0957		1033	1046			1144	1200		1242	1259			1343 1359
Market Harborough (MHR)	d	0843	0907	0941		1011		1046	1059			1158	1213		1256	1312			1356 1412
Melton Mowbray (MMO)	d																		
Oakham (OKM)	d																		
Corby (COR)	d				1000		1038			1141			1227			1310	1341		
Kettering (KET)	a	0852	0916	0950	1008	1020	1046	1055	1108	1149	1207		1235	1305		1318	1349	1405	
Kettering (KET)	d	0853	0917	0951		1021		1056	1109	1149	1208		1235	1306		1318	1349	1406	
Wellingborough (WEL)	d	0900	0924	0958		1029		1103	1116	1158			1244			1326	1357		
Bedford (BDM)	7 d	0913	0937	1011		1042		1116	1131	1210			1256			1339	1410		
Luton (LUT)	10 d		0951			1057				1225			1312			1355	1425		
Luton Airport Parkway (LTN)	← 7 d	0928	0955	1027		1100		1132	1147	1228			1315			1358	1428		
St Pancras International (STP)	⊕ 15 a	0950	1015	1051		1121		1155	1210	1252	1256	1308	1339	1353	1408	1422	1452	1455	1508

Operator 1st Class/Reservations/Bus Catering facilities	EM ◇	EM 1◇	EM ◇	EM 1◇	EM 1◇	EM ◇	EM 1◇	EM ◇	EM 1◇	EM 1◇	EM ◇	EM 1◇	EM 1◇	EM ◇	EM 1◇	EM 1◇	EM ◇	EM 1◇	EM 1◇
Sheffield (SHF)	7 d		1331			1351		1432				1451			1531			1550	
Chesterfield (CHD)	d		1344			1404		1446				1504			1544			1604	
Derby (DBY)	6 d		1406			1425		1506				1528			1606			1628	
Long Eaton (LGE)	d					1434						1538						1637	
Grimsby Town (GMB)	d																		
Lincoln (LCN)	d																		
Newark Castle (NCT)	d																		
Nottingham (NOT)	8 d				1410					1506			1547			1610			1647
Beeston (BEE)	d				1416					1512					1616				
Attenborough (ATB)	d																		
East Midlands Parkway (EMD)	← d		1416		1423	1439		1516		1520	1542		1557	1616		1623	1642		1657
Loughborough (LBO)	d				1430	1446				1528	1550					1630	1649		
Barrow Upon Soar (BWS)	d																		
Sileby (SIL)	d																		
Syston (SYS)	d																		
Leicester (LEI)	a		1430		1441	1457		1530		1541	1601		1611	1630		1641	1700		1711
Leicester (LEI)	d		1432		1443	1459		1532		1543	1602		1613	1632		1643	1702		1713
Market Harborough (MHR)	d				1456	1512				1556			1626		1656				1726
Melton Mowbray (MMO)	d																		
Oakham (OKM)	d																		
Corby (COR)	d	1410		1440			1510		1540			1610			1640			1710	
Kettering (KET)	a	1418		1448	1505		1518		1548	1605		1618	1635		1648	1705		1718	1735
Kettering (KET)	d	1418		1448	1506		1518		1548	1606		1618	1636		1648	1706		1718	1736
Wellingborough (WEL)	d	1426		1456			1526		1556			1626			1656			1726	
Bedford (BDM)	7 d	1439		1509			1539		1609			1639			1709			1739	
Luton (LUT)	10 d	1455		1525			1555		1625			1655			1725			1755	
Luton Airport Parkway (LTN)	← 7 d	1458		1528			1558		1628			1658			1728			1758	
St Pancras International (STP)	⊕ 15 a	1522	1539	1552	1556	1609	1622	1639	1652	1655	1709	1722	1727	1739	1752	1755	1809	1822	1827

NOTES (see introductory pages for explanation of train operator codes and standard symbols)

- a Arrival time
- d Departure time

Sheffield, Chesterfield, Derby, Nottingham, Leicester, Corby and Kettering to London

Sundays

Operator 1st Class/Reservations/Bus Catering facilities	EM 1◇ CP	EM ◇	EM 1◇ CP	EM 1◇ CP	EM ◇	EM 1◇ CP	EM 1◇ CP	EM ◇	EM 1◇ CP	EM 1◇ CP	EM ◇	EM 1◇ CP	EM ◇	EM 1◇ CP	EM ◇	EM 1◇ CP	EM ◇	EM 1◇ CP	EM ◇	EM 1◇ CP			
Sheffield (SHF) <b>7</b> d	1628			1651			1728			1751						1851				1951			
Chesterfield (CHD) d	1640			1703			1741			1803						1903				2003			
Derby (DBY) <b>6</b> d	1701			1725			1802			1826						1923				2025			
Long Eaton (LGE) d				1734						1834						1932				2034			
Grimsby Town (GMB) d																							
Lincoln (LCN) d																							
Newark Castle (NCT) d																							
Nottingham (NOT) <b>8</b> d				1710			1745			1810					1845					1959			
Beeston (BEE) d				1716						1816						1912				2005			
Attenborough (ATB) d																							
East Midlands Parkway (EMD) <b>4</b> d	1712			1723	1739		1757	1813		1823	1839				1857				1919	1937	2012	2039	
Loughborough (LBO) d	1719			1730	1746					1830	1846					1926	1944			2019	2046		
Barrow Upon Soar (BWS) d																							
Sileby (SIL) d																							
Syston (SYS) d																							
Leicester (LEI) a	1730			1741	1757		1811	1827		1841	1857				1911				1937	1955		2030	2057
Leicester (LEI) d	1732			1743	1802		1813	1829		1843	1902				1913				1943	1959		2032	2059
Market Harborough (MHR) d				1756			1826	1842		1856					1926				1956			2045	2112
Melton Mowbray (MMO) d																							
Oakham (OKM) d																							
Corby (COR) d				1740			1810			1840					1910				1940			2005	
Kettering (KET) a				1748	1805		1818	1835		1848	1905				1918	1935	1948		2005			2013	2054
Kettering (KET) d				1748	1806		1818	1836		1848	1906				1918	1936	1948		2006			2018	2055
Wellingborough (WEL) d				1756			1826			1856					1926				1956			2026	2102
Bedford (BDM) <b>7</b> d				1809			1839			1909					1940				2009			2039	2115
Luton (LUT) <b>10</b> d				1825			1855			1925					1956				2025		2044	2055	
Luton Airport Parkway (LTN) <b>7</b> d				1828			1858			1928					1959				2028			2058	2131
St Pancras International (STP) <b>15</b> a	1839	1852	1855	1909	1922	1927	1939	1952	1955	2009	2023	2027	2052	2055	2108	2122	2155	2208					

Operator 1st Class/Reservations/Bus Catering facilities	EM ◇	EM ◇	EM 1◇ CP	EM 1◇ CP	EM 1◇ CP
Sheffield (SHF) <b>7</b> d			2029		
Chesterfield (CHD) d			2042		
Derby (DBY) <b>6</b> d			2103		
Long Eaton (LGE) d			2112		
Grimsby Town (GMB) d					
Lincoln (LCN) d					
Newark Castle (NCT) d					
Nottingham (NOT) <b>8</b> d				2109	2150
Beeston (BEE) d				2115	2156
Attenborough (ATB) d					
East Midlands Parkway (EMD) <b>4</b> d			2117	2121	2202
Loughborough (LBO) d			2124	2129	2210
Barrow Upon Soar (BWS) d					
Sileby (SIL) d					
Syston (SYS) d					
Leicester (LEI) a			2135	2140	2221
Leicester (LEI) d			2136	2141	
Market Harborough (MHR) d			2150	2154	
Melton Mowbray (MMO) d					
Oakham (OKM) d					
Corby (COR) d	2110	2140			
Kettering (KET) a	2118	2148	2159	2203	
Kettering (KET) d	2118		2200	2205	
Wellingborough (WEL) d	2126		2207	2213	
Bedford (BDM) <b>7</b> d	2139		2220	2227	
Luton (LUT) <b>10</b> d	2155		2235	2242	
Luton Airport Parkway (LTN) <b>7</b> d	2158		2238	2246	
St Pancras International (STP) <b>15</b> a	2223		2304	2309	

NOTES (see introductory pages for explanation of train operator codes and standard symbols)

- a Arrival time
- d Departure time