

London to Winchester, Fareham, Portsmouth, Southampton, Lymington, Yarmouth (IOW), Bournemouth and Weymouth

Mondays to Fridays

Operator Days of operation/Notes 1st Class/Reservations/Bus/Ferry	SW	SW	SW	SW	SW	SW	SW	SW	SW	SW	SW	SW	SW	SW	SW	SW	SW
	Y	Y	Y	Y	Y	Y	Y	Y	Y	Y	Y	Y	Y	Y	Y	Y	Y
London Waterloo (WAT) ⇄	15	d															
Clapham Junction (CLJ)	10	d															
Woking (WOK)		d															
Farnborough (Main) (FNB)		d															
Fleet (FLE)		d															
Reading (RDG)	7	d															
Basingstoke (BSK)		d															
Micheldever (MIC)		d															
Winchester (WIN)		d															
Shawford (SHW)		d															
Romsey (ROM)		d															
Chandlers Ford (CFR)		d															
Eastleigh (ESL)	3	a															
Eastleigh (ESL)	3	d															
Hedge End (HDE)		d															
Botley (BOE)		d															
Fareham (FRM)		a															
Portchester (PTC)		a															
Cosham (CSA)		a															
Hilsea (HLS)		a															
Fratton (FTN)		a															
Portsmouth & Southsea (PMS)		a															
Portsmouth Harbour (PMH) ⇄		a															
Southampton Airport Parkwy (SOA) ⇄		d															
Swaythling (SWG)		d															
St Denys (SDN)		d															
Southampton Central (SOU)		a															
Southampton Central (SOU)		d															
Millbrook (Hants) (MBK)		d															
Redbridge (RDB)		d															
Totton (TTN)		d															
Ashurst New Forest (ANF)		d															
Beaulieu Road (BEU)		d															
Brockenhurst (BCU)	3	a															
Brockenhurst (BCU)	3	d															
Lymington Town (LYT)		d															
Lymington Pier (LYP)		a															
Lymington Pier (LYP) ⇄		d															
Yarmouth (I.O.W.) (YMH) ⇄		a															
Sway (SWY)		d															
New Milton (NWM)		d															
Hinton Admiral (HNA)		d															
Christchurch (CHR)		d															
Pokesdown (POK)		d															
Bournemouth (BMH)		a															
Bournemouth (BMH)		d															
Branksome (BSM)		d															
Parkstone (Dorset) (PKS)		d															
Poole (POO)	4	a															
Poole (POO)	4	d															
Hamworthy (HAM)		d															
Holton Heath (HOL)		d															
Wareham (WRM)		d															
Wool (WOO)		d															
Moreton (Dorset) (MTN)		d															
Dorchester South (DCH)		d															
Dorchester West (DCW)		d															
Upwey (UPW)		d															
Weymouth (WEY)		a															

Ferry services between Lymington and Yarmouth are operated by Wightlink. www.wightlink.co.uk or call 0333 999 7333

For the complete service between London and Basingstoke see table 152, and between Reading and Basingstoke table 120

For the complete service between Romsey and Southampton, also between Fareham and Portsmouth see table 156

NOTES (see introductory pages for explanation of train operator codes and standard symbols)

- a Arrival time
- d Departure time
- u Stops to pick up only
- f Arrives 4 minutes earlier
- A From Westbury
- B From Salisbury to Salisbury
- C Also calls at Wimbledon 0543
- Y Runs until 29 December
- Z Runs from 2 January

London to Winchester, Fareham, Portsmouth, Southampton, Lymington, Yarmouth (IOW), Bournemouth and Weymouth

Mondays to Fridays

Operator	SW	SW	SW	SW	SW	SW	XC	SW	SW	SW	SW	SW	SW	SW	SW	XC	SW
Days of operation/Notes 1st Class/Reservations/Bus/Ferry Catering facilities	1	1	Z ⚓	Y ⚓	D 1	E 1	1 ◇ ⚓	1	1	Z ⚓	1	1	1	D 1	F 1	G 1 ◇ ⚓	1
London Waterloo (WAT) ⚓	d							0630						0703			0735
Clapham Junction (CLJ)	d							0637u						0710u			0800
Woking (WOK)	d					0620		0657						0730			
Farnborough (Main) (FNB)	d					0634											0720
Fleet (FLE)	d					0639											0734
Reading (RDG)	d																0739
Basingstoke (BSK)	d					0700		0718						0750			0752
Micheldever (MIC)	d					0710											0800
Winchester (WIN)	d					0719		0735						0807			0811
Shawford (SHW)	d							0740									0819
Romsey (ROM)	d					0707											0807
Chandlers Ford (CFR)	d					0714											0814
Eastleigh (ESL)	a					0720	0728	0745									0820
Eastleigh (ESL)	d					0721	0729	0746									0821
Hedge End (HDE)	d						0735										0831
Botley (BOE)	d						0739										0837
Fareham (FRM)	a						0746										0841
Portchester (PTC)	a						0752										0849
Cosham (CSA)	a						0757										0854
Hilsea (HLS)	a						0804										0859
Fratton (FTN)	a						0808										0905
Portsmouth & Southsea (PMS)	a						0813										0909
Portsmouth Harbour (PMH) ⚓	a						0818										0912
Southampton Airport Parkwy (SOA) ⚓	d					0726		0750						0818			0918
Swaythling (SWG)	d					0728											0825
St Denys (SDN)	d					0731											0827
Southampton Central (SOU)	a					0736		0757						0825			0830
Southampton Central (SOU)	d	0730				0738		0756	0759					0827			0835
Millbrook (Hants) (MBK)	d					0741											0850
Redbridge (RDB)	d	0735				0745a											0840
Totton (TTN)	d	0738							0804					0833			0843a
Ashurst New Forest (ANF)	d	0742							0809								
Beaulieu Road (BEU)	d	0747							0813								
Brockenhurst (BCU)	a	0753						0809	0819					0843			0912
Brockenhurst (BCU)	d	0757	0759					0810	0820	0829				0844	0859		0913
Lymington Town (LYT)	d		0807							0837					0907		
Lymington Pier (LYP)	a		0810							0840					0910		
Lymington Pier (LYP) ⚓	d			0815	0840							0900					
Yarmouth (I.O.W.) (YMH) ⚓	a			0855	0920							0940					
Sway (SWY)	d							0825						0849			
New Milton (NWM)	d	0804						0830						0854			
Hinton Admiral (HNA)	d							0834						0858			
Christchurch (CHR)	d	0811						0839						0903			
Pokesdown (POK)	d							0842						0906			
Bournemouth (BMH)	a	0817						0824	0846					0910			0913
Bournemouth (BMH)	d	0818						0848						0904	0912		0928
Branksome (BSM)	d	0823						0853						0909	0917		0932
Parkstone (Dorset) (PKS)	d	0826						0856						0912	0920		0937
Poole (POO)	a	0830						0859						0916	0923		0940
Poole (POO)	d							0900						0917			0943
Hamworthy (HAM)	d							0905						0922			0944
Holton Heath (HOL)	d													0926			0949
Wareham (WRM)	d							0912						0931			0956
Wool (WOO)	d							0919						0937			1002
Moreton (Dorset) (MTN)	d							0925						0943			
Dorchester South (DCH)	d							0933						0951			1013
Dorchester West (DCW)	d																
Upwey (UPW)	d							0939						0958			
Weymouth (WEY)	a							0944						1002			1023

NOTES (see introductory pages for explanation of train operator codes and standard symbols)

- a Arrival time
- d Departure time
- u Stops to pick up only
- D To Salisbury
- E Also calls at Brookwood 0626, Winchfield 0645 and Hook 0649
- F Also calls at Surbiton 0700, Walton-On-Thames 0707, Weybridge 0711, Brookwood 0726, Winchfield 0745 and Hook 0749
- G From Birmingham New Street
- Y Runs until 29 December

Z Runs from 2 January

London to Winchester, Fareham, Portsmouth, Southampton, Lymington, Yarmouth (IOW), Bournemouth and Weymouth

Mondays to Fridays

Operator Days of operation/Notes 1st Class/Reservations/Bus/Ferry	SW	GW	SW	SW	SW	SW	SW	SW	SW	SN	XC	SW	SW	SW	SW	SW	SW	SW
	□	H	□	□	□	☒	D	□	□	J	K	□	□	Y	□	□	□	□
London Waterloo (WAT) ⇄ 15 d			0805					0808				0835						0905
Clapham Junction (CLJ) 10 d			0812u															0912u
Woking (WOK) d								0834				0900						
Farnborough (Main) (FNB) d								0844										
Fleet (FLE) d								0850										
Reading (RDG) 7 d												0853						
Basingstoke (BSK) d			0849					0903				0911						0949
Micheldever (MIC) d								0913										
Winchester (WIN) d	0841		0906					0922				0927	0934				0949	1005
Shawford (SHW) d	0845																0954	
Romsey (ROM) d								0907										
Chandlers Ford (CFR) d								0914										
Eastleigh (ESL) 3 a	0851							0920	0930								0959	
Eastleigh (ESL) 3 d	0851							0921	0931	0942							1004	
Hedge End (HDE) d								0937										
Botley (BOE) d								0941										
Fareham (FRM) a								0948										
Portchester (PTC) a								0954										
Cosham (CSA) a								0959	1002									
Hilsea (HLS) a								1004										
Fratton (FTN) a								1008										
Portsmouth & Southsea (PMS) a								1011										
Portsmouth Harbour (PMH) a								1020										
Southampton Airport Parkway (SOA) ⇄ d	0855		0914					0925				0936	0942				1008	1014
Swaythling (SWG) d								0927										
St Denys (SDN) d								0930										
Southampton Central (SOU) a	0902		0923					0935				0943	0950				1018	1023
Southampton Central (SOU) d	0906		0925					0939				0945	0951				0956	1025
Millbrook (Hants) (MBK) d								0942										
Redbridge (RDB) d								0945a										
Totton (TTN) d	0911																1001	
Ashurst New Forest (ANF) d	0916																1006	
Beaulieu Road (BEU) d																	1010	
Brockenhurst (BCU) 3 a	0924		0939									0958	1004				1016	1038
Brockenhurst (BCU) 3 d	0925		0939		0942							0959	1005	1012			1017	1039
Lymington Town (LYT) d					0950									1020				
Lymington Pier (LYP) a					0953									1023				
Lymington Pier (LYP) d						1000											1045	
Yarmouth (I.O.W.) (YMH) a						1040											1125	
Sway (SWY) d	0929																1022	
New Milton (NWM) d	0934		0946														1027	1046
Hinton Admiral (HNA) d	0938																1031	
Christchurch (CHR) d	0943		0953														1036	1053
Pokesdown (POK) d	0947		0957														1039	1057
Bournemouth (BMH) a	0953		1001									1013	1020				1044	1101
Bournemouth (BMH) d			1004	1008									1024					1104
Branksome (BSM) d				1013									1029					1113
Parkstone (Dorset) (PKS) d				1016									1032					1116
Poole (POO) 4 a			1013	1020									1036					1113
Poole (POO) 4 d			1014										1037					1120
Hamworthy (HAM) d			1019										1042					1114
Holton Heath (HOL) d			1023															1119
Wareham (WRM) d			1028										1049					1123
Wool (WOO) d			1035															1128
Moreton (Dorset) (MTN) d			1041															1135
Dorchester South (DCH) d			1054c										1105					1141
Dorchester West (DCW) d		1018																1149
Upwey (UPW) d		1026	1102															1155
Weymouth (WEY) a		1031	1106										1116					1202

NOTES (see introductory pages for explanation of train operator codes and standard symbols)

- a Arrival time
- d Departure time
- u Stops to pick up only
- c Arrives 6 minutes earlier
- D To Salisbury
- H From Bristol Temple Meads
- J From Southampton Central to Brighton
- K From Manchester Piccadilly
- Y Runs until 29 December

London to Winchester, Fareham, Portsmouth, Southampton, Lymington, Yarmouth (IOW), Bournemouth and Weymouth

Mondays to Fridays

Operator	SW	SW Z	SW D	SW	XC L	SW	SW	SW	SW	GW M	SW	SW	SW	SW	SW D	SW	SN J
Days of operation/Notes 1st Class/Reservations/Bus/Ferry	□	🚢	□	□	□◇	□	□	□	□		□	□	□	🚢	□	□	□
London Waterloo (WAT) ⇄	15	d				0909											1009
Clapham Junction (CLJ)	10	d															
Woking (WOK)		d				0934			1000								1034
Farnborough (Main) (FNB)		d				0944											1044
Fleet (FLE)		d				0950											1050
Reading (RDG)	7	d				0952											
Basingstoke (BSK)		d				1003	1011										1103
Micheldever (MIC)		d				1013											1113
Winchester (WIN)		d				1022	1027	1033					1049				1122
Shawford (SHW)		d											1054				
Romsey (ROM)		d															1107
Chandlers Ford (CFR)		d				1014											1114
Eastleigh (ESL)	3	a				1020	1030						1059				1120 1130
Eastleigh (ESL)	3	d				1021	1031						1100				1121 1131 1141
Hedge End (HDE)		d					1037										1137
Botley (BOE)		d					1041										1141
Fareham (FRM)		a					1048										1148
Portchester (PTC)		a					1054										1154
Cosham (CSA)		a					1059										1159 1202
Hilsea (HLS)		a					1104										1204
Fratton (FTN)		a					1108										1208
Portsmouth & Southsea (PMS)		a					1111										1211
Portsmouth Harbour (PMH) 🚢		a					1120										1220
Southampton Airport Parkway (SOA) ⇄		d				1025	1035	1042					1105				1125
Swaythling (SWG)		d				1027											1127
St Denys (SDN)		d				1030											1130
Southampton Central (SOU)		a				1035	1042	1049					1112				1135
Southampton Central (SOU)		d				1037	1045	1051					1058				1137
Millbrook (Hants) (MBK)		d				1040											1140
Redbridge (RDB)		d				1043a											1143a
Totton (TTN)		d											1104				
Ashurst New Forest (ANF)		d											1108				
Beaulieu Road (BEU)		d															
Brockenhurst (BCU)	3	a							1105				1116				1137
Brockenhurst (BCU)	3	d				1042			1105	1112	1117						1138 1142
Lymington Town (LYT)		d				1050				1120							1150
Lymington Pier (LYP)		a				1053				1123							1153
Lymington Pier (LYP) 🚢		d															1200
Yarmouth (I.O.W.) (YMH) 🚢		a															1240
Sway (SWY)		d															
New Milton (NWM)		d															
Hinton Admiral (HNA)		d															1145
Christchurch (CHR)		d															1152
Pokesdown (POK)		d															1156
Bournemouth (BMH)		a					1113	1120									1200
Bournemouth (BMH)		d															
Branksome (BSM)		d															1204 1208
Parkstone (Dorset) (PKS)		d															1213 1216
Poole (POO)	4	a															1213 1220
Poole (POO)	4	d															1214
Hamworthy (HAM)		d															1219
Holton Heath (HOL)		d															1223
Wareham (WRM)		d															1228
Wool (WOO)		d															1235
Moreton (Dorset) (MTN)		d															1241
Dorchester South (DCH)		d															1249
Dorchester West (DCW)		d															1213
Upwey (UPW)		d															1222 1255
Weymouth (WEY)		a															1227 1302

NOTES (see introductory pages for explanation of train operator codes and standard symbols)

- a Arrival time
- d Departure time
- u Stops to pick up only
- D To Salisbury
- J From Southampton Central to Brighton
- L From Nottingham
- M From Gloucester
- Z Runs from 2 January

London to Winchester, Fareham, Portsmouth, Southampton, Lymington, Yarmouth (IOW), Bournemouth and Weymouth

Mondays to Fridays

Operator	XC	SW	SW	SW	SW	SW	SW	SW	SW	SW	SW	SW	XC	SW	SW	SW	SW
Days of operation/Notes	K									MFO	Z	D	K				
1st Class/Reservations/Bus/Ferry Catering facilities	◇	◇	◇	◇	◇	◇	◇	◇	◇	Y			◇	◇	◇	◇	◇
London Waterloo (WAT)	15	d	1035					1105					1109		1135		
Clapham Junction (CLJ)	10	d					1112u										
Woking (WOK)		d	1100										1134		1200		
Farnborough (Main) (FNB)		d											1144				
Fleet (FLE)		d											1150				
Reading (RDG)	7	d	1052											1151			
Basingstoke (BSK)		d	1111				1149						1203	1211			
Micheldever (MIC)		d											1213				
Winchester (WIN)		d	1127	1133		1149	1205						1222	1227	1233		1253
Shawford (SHW)		d				1154											1258
Romsey (ROM)		d											1207				
Chandlers Ford (CFR)		d											1214				
Eastleigh (ESL)	3	a				1159							1220	1230			1303
Eastleigh (ESL)	3	d				1200							1221	1231			1304
Hedge End (HDE)		d												1237			
Botley (BOE)		d												1241			
Fareham (FRM)		a												1248			
Portchester (PTC)		a												1254			
Cosham (CSA)		a												1259			
Hilsea (HLS)		a												1304			
Fratton (FTN)		a												1308			
Portsmouth & Southsea (PMS)		a												1311			
Portsmouth Harbour (PMH)		a												1320			
Southampton Airport Parkwy (SOA)	4	d	1136	1142		1204	1214						1225		1240	1243	1308
Swaythling (SWG)		d											1227				
St Denys (SDN)		d											1230				
Southampton Central (SOU)		a	1143	1150		1213	1221						1235	1247	1251		1317
Southampton Central (SOU)		d	1145	1152		1156	1224						1237	1248	1252		1256
Millbrook (Hants) (MBK)		d											1240				
Redbridge (RDB)		d											1243a				
Totton (TTN)		d				1201											1301
Ashurst New Forest (ANF)		d				1206											1306
Beaulieu Road (BEU)		d				1210											
Brockenhurst (BCU)	3	a				1205	1216		1237						1308		1316
Brockenhurst (BCU)	3	d				1206	1212	1217	1238	1242					1308	1312	1317
Lymington Town (LYT)		d				1220				1250						1320	
Lymington Pier (LYP)		a				1223				1253						1323	
Lymington Pier (LYP)		d								1300	1300						
Yarmouth (I.O.W.) (YMH)		a								1340	1340						
Sway (SWY)		d				1222											1322
New Milton (NWM)		d				1227		1245									1327
Hinton Admiral (HNA)		d				1231											1331
Christchurch (CHR)		d				1236		1252									1336
Pokesdown (POK)		d				1239		1256									1339
Bournemouth (BMH)		a	1213	1220		1244		1300						1317	1323		1344
Bournemouth (BMH)		d						1304	1308								1326
Branksome (BSM)		d															1331
Parkstone (Dorset) (PKS)		d															1334
Poole (POO)	4	a						1313	1320								1338
Poole (POO)	4	d						1314									1339
Hamworthy (HAM)		d						1319									1344
Holton Heath (HOL)		d						1323									
Wareham (WRM)		d				1249		1328									1351
Wool (WOO)		d						1335									
Moreton (Dorset) (MTN)		d						1341									
Dorchester South (DCH)		d				1305		1349									1407
Dorchester West (DCW)		d															
Upwey (UPW)		d						1355									
Weymouth (WEY)		a						1402									1417

NOTES (see introductory pages for explanation of train operator codes and standard symbols)

- a Arrival time
- d Departure time
- u Stops to pick up only
- D To Salisbury
- K From Manchester Piccadilly
- Y Runs until 29 December
- Z Runs from 2 January
- MFO Mondays and Fridays only

London to Winchester, Fareham, Portsmouth, Southampton, Lymington, Yarmouth (IOW), Bournemouth and Weymouth

Mondays to Fridays

Operator	GW	SW	SW	SW	SW	SW	SW	XC	SW	SW	SW	SW	SW	SW	SW	SW	SW	SW
Days of operation/Notes	M					D		K										
1st Class/Reservations/Bus/Ferry Catering facilities		1	1	1	1	1	1	1	1	1	1	1	1	1	1	1	1	1
London Waterloo (WAT)	15 d		1205				1209		1235						1305			
Clapham Junction (CLJ)	10 d		1212u												1312u			
Woking (WOK)	d						1234		1300									
Farnborough (Main) (FNB)	d						1244											
Fleet (FLE)	d						1250											
Reading (RDG)	7 d							1251										
Basingstoke (BSK)	d		1248				1303	1311							1349			
Micheldever (MIC)	d						1313											
Winchester (WIN)	d		1305				1322	1327	1333					1349	1405			
Shawford (SHW)	d													1354				
Romsey (ROM)	d					1307												1407
Chandlers Ford (CFR)	d					1314												1414
Eastleigh (ESL)	3 a					1320	1330							1359				1420
Eastleigh (ESL)	3 d					1321	1331							1400				1421
Hedge End (HDE)	d						1337											
Botley (BOE)	d						1341											
Fareham (FRM)	a						1348											
Portchester (PTC)	a						1354											
Cosham (CSA)	a						1359											
Hilsea (HLS)	a						1404											
Fratton (FTN)	a						1408											
Portsmouth & Southsea (PMS)	a						1411											
Portsmouth Harbour (PMH)	1 a						1420											
Southampton Airport Parkwy (SOA)	4 d		1314			1325		1336	1343					1405	1414			1425
Swaythling (SWG)	d					1327												1427
St Denys (SDN)	d					1330												1430
Southampton Central (SOU)	a		1322			1336		1343	1350					1412	1421			1435
Southampton Central (SOU)	d		1324			1337		1345	1352					1356	1424			1437
Millbrook (Hants) (MBK)	d					1340												1440
Redbridge (RDB)	d					1343a												1443a
Totton (TTN)	d													1401				
Ashurst New Forest (ANF)	d													1406				
Beaulieu Road (BEU)	d													1410				
Brockenhurst (BCU)	3 a		1337						1405					1416	1437			
Brockenhurst (BCU)	3 d		1338	1342					1406	1412	1417			1438	1442			
Lymington Town (LYT)	d			1350						1420				1450				
Lymington Pier (LYP)	a			1353						1423				1453				
Lymington Pier (LYP)	1 d					1400												1500
Yarmouth (I.O.W.) (YMH)	1 a					1440												1540
Sway (SWY)	d													1422				
New Milton (NWM)	d		1345											1427	1445			
Hinton Admiral (HNA)	d													1431				
Christchurch (CHR)	d		1353											1436	1452			
Pokesdown (POK)	d		1356											1439	1456			
Bournemouth (BMH)	a		1400					1413	1421					1444	1500			
Bournemouth (BMH)	d		1404	1408						1425					1504	1508		
Branksome (BSM)	d			1413						1430					1513			
Parkstone (Dorset) (PKS)	d			1416						1433					1516			
Poole (POO)	4 a		1414	1420						1436					1513	1520		
Poole (POO)	4 d		1415							1437					1514			
Hamworthy (HAM)	d		1420							1442					1519			
Holton Heath (HOL)	d		1424												1523			
Wareham (WRM)	d		1428							1449					1528			
Wool (WOO)	d		1435												1535			
Moreton (Dorset) (MTN)	d		1441												1541			
Dorchester South (DCH)	d		1449							1505					1549			
Dorchester West (DCW)	d	1413																
Upwey (UPW)	d	1422	1455												1555			
Weymouth (WEY)	a	1427	1502							1515					1602			

NOTES (see introductory pages for explanation of train operator codes and standard symbols)

- a Arrival time
- d Departure time
- u Stops to pick up only
- D To Salisbury
- K From Manchester Piccadilly
- M From Gloucester
- Z Runs from 2 January
- MFO Mondays and Fridays only

London to Winchester, Fareham, Portsmouth, Southampton, Lymington, Yarmouth (IOW), Bournemouth and Weymouth

Mondays to Fridays

Operator	SW	XC	SW	SW	SW	SW	GW	SW	SW	SW	SW	SW	SW	XC	SW	SW	SW
Days of operation/Notes 1st Class/Reservations/Bus/Ferry Catering facilities	□	K □◇ ⚓	□	□	□	□	M	□	□	□	⚓	D	□	K □◇ ⚓	□	□	□
London Waterloo (WAT)	1309		1335						1405						1409		1435
Clapham Junction (CLJ)									1412u								
Woking (WOK)	1334		1401												1434		1500
Farnborough (Main) (FNB)	1344														1444		
Fleet (FLE)	1350														1450		
Reading (RDG)		7	1352												1450		
Basingstoke (BSK)	1403	1411							1449						1503	1511	
Micheldever (MIC)	1413														1513		
Winchester (WIN)	1422	1427	1433			1449			1505						1522	1527	1532
Shawford (SHW)						1454											
Romsey (ROM)													1507				
Chandlers Ford (CFR)													1514				
Eastleigh (ESL)	3	a	1430			1459							1520	1530			
Eastleigh (ESL)	3	d	1431			1500							1521	1531			
Hedge End (HDE)		d	1437											1537			
Botley (BOE)		d	1441											1541			
Fareham (FRM)		a	1448											1548			
Portchester (PTC)		a	1454											1554			
Cosham (CSA)		a	1459											1559			
Hilsea (HLS)		a	1504											1604			
Fratton (FTN)		a	1508											1608			
Portsmouth & Southsea (PMS)		a	1511											1611			
Portsmouth Harbour (PMH)		a	1520											1620			
Southampton Airport Parkwy (SOA)		d	1435	1442		1505			1514				1525		1536	1541	
Swaythling (SWG)		d											1527				
St Denys (SDN)		d											1530				
Southampton Central (SOU)		a	1442	1449		1515			1522				1536		1543	1549	
Southampton Central (SOU)		d	1445	1451		1456			1524				1537		1545	1551	1556
Millbrook (Hants) (MBK)		d											1540				
Redbridge (RDB)		d											1543a				
Totton (TTN)		d				1501											1601
Ashurst New Forest (ANF)		d				1506											1606
Beaulieu Road (BEU)		d															1610
Brockenhurst (BCU)	3	a		1504		1515			1537							1604	1616
Brockenhurst (BCU)	3	d		1505	1512	1517			1538	1542						1605	1612
Lymington Town (LYT)		d			1520					1550							1620
Lymington Pier (LYP)		a			1523					1553							1623
Lymington Pier (LYP)		d										1600					
Yarmouth (I.O.W.) (YMH)		a										1640					
Sway (SWY)		d				1522											1631
New Milton (NWM)		d				1527			1545								1636
Hinton Admiral (HNA)		d				1531											1640
Christchurch (CHR)		d				1536			1552								1645
Pokesdown (POK)		d				1539			1556								1648
Bournemouth (BMH)		a	1513	1520		1544			1600						1613	1620	1653
Bournemouth (BMH)		d		1524					1604	1608							1624
Branksome (BSM)		d		1529						1613							1629
Parkstone (Dorset) (PKS)		d		1532						1616							1632
Poole (POO)	4	a		1536					1613	1620							1636
Poole (POO)	4	d		1537					1614								1637
Hamworthy (HAM)		d		1542					1619								1642
Holton Heath (HOL)		d							1623								
Wareham (WRM)		d		1549					1628								1649
Wool (WOO)		d							1635								1655
Moreton (Dorset) (MTN)		d							1641								
Dorchester South (DCH)		d		1605					1649								1706
Dorchester West (DCW)		d						1613									
Upwey (UPW)		d						1622	1655								
Weymouth (WEY)		a		1616				1627	1702								1715

NOTES (see introductory pages for explanation of train operator codes and standard symbols)

- a Arrival time
- d Departure time
- u Stops to pick up only
- D To Salisbury
- K From Manchester Piccadilly
- M From Gloucester

London to Winchester, Fareham, Portsmouth, Southampton, Lymington, Yarmouth (IOW), Bournemouth and Weymouth

Mondays to Fridays






Operator Days of operation/Notes	SW	SW	SW	SW	SW MFO Z	SW	SW D	SW	XC K	SW	SW	SW	SW	SW	SW N	GW M
1st Class/Reservations/Bus/Ferry Catering facilities	1	1	1	1	1	1	1	1	1	1	1	1	1	1	1	1
London Waterloo (WAT) 15 d		1505						1509		1535					1512	
Clapham Junction (CLJ) 10 d		1512u													1519u	
Woking (WOK) d								1534		1600					1549	
Farnborough (Main) (FNB) d								1544							1603	
Fleet (FLE) d								1550							1608	
Reading (RDG) 7 d									1552							
Basingstoke (BSK) d		1549						1603	1613						1629	
Micheldever (MIC) d								1613								
Winchester (WIN) d	1549	1605						1622	1628	1633				1639	1645	
Shawford (SHW) d	1554													1644		
Romsey (ROM) d								1607								
Chandlers Ford (CFR) d								1614								
Eastleigh (ESL) 3 a	1559							1620	1630					1649	1653	
Eastleigh (ESL) 3 d	1600							1621	1631					1650	1654	
Hedge End (HDE) d									1637						1700	
Botley (BOE) d									1641						1704	
Fareham (FRM) a									1648						1712	
Portchester (PTC) a									1654						1718	
Cosham (CSA) a									1659						1722	
Hilsea (HLS) a									1704							
Fratton (FTN) a									1708						1730	
Portsmouth & Southsea (PMS) a									1711						1734	
Portsmouth Harbour (PMH) a									1718						1739	
Southampton Airport Parkwy (SOA) d	1605	1614						1625		1637	1642			1654		
Swaythling (SWG) d								1627						1657		
St Denys (SDN) d								1630						1700		
Southampton Central (SOU) a	1614	1622						1636		1645	1649			1705		
Southampton Central (SOU) d		1626	1628			1628	1637		1647	1653	1656		1656	1713		
Millbrook (Hants) (MBK) d							1640									
Redbridge (RDB) d							1643a								1717	
Totton (TTN) d							1634						1702	1720		
Ashurst New Forest (ANF) d							1639						1707			
Beaulieu Road (BEU) d													1711			
Brockenhurst (BCU) 3 a		1639				1647				1710			1717	1731		
Brockenhurst (BCU) 3 d		1640	1644		1647					1711	1714	1718	1731			
Lymington Town (LYT) d			1652								1722					
Lymington Pier (LYP) a			1654								1724					
Lymington Pier (LYP) d					1700											
Yarmouth (I.O.W.) (YMH) a					1740											
Sway (SWY) d						1652							1722			
New Milton (NWM) d						1657							1727	1738		
Hinton Admiral (HNA) d						1701							1731			
Christchurch (CHR) d						1706							1736	1745		
Pokesdown (POK) d						1709							1740			
Bournemouth (BMH) a		1701				1713			1721	1726			1744	1752		
Bournemouth (BMH) d		1702				1715				1728			1745			
Branksome (BSM) d		1708								1733			1750			
Parkstone (Dorset) (PKS) d		1711								1736			1753			
Poole (POO) 4 a		1716				1725				1739			1757			
Poole (POO) 4 d		1717								1740						
Hamworthy (HAM) d		1722								1745						
Holton Heath (HOL) d		1726														
Wareham (WRM) d		1730								1752						
Wool (WOO) d		1737								1758						
Moreton (Dorset) (MTN) d		1743														
Dorchester South (DCH) d		1751								1809						
Dorchester West (DCW) d															1814	
Upwey (UPW) d		1757													1822	
Weymouth (WEY) a		1802								1818					1827	

NOTES (see introductory pages for explanation of train operator codes and standard symbols)

- a Arrival time
 - d Departure time
 - u Stops to pick up only
 - D To Salisbury
 - K From Manchester Piccadilly
 - M From Gloucester
 - N Also calls at Surbiton 1530, Walton-On-Thames 1537, Weybridge 1541, Brookwood 1555, Winchfield 1614 and Hook 1618
 - Z Runs from 2 January
- MFO Mondays and Fridays only

London to Winchester, Fareham, Portsmouth, Southampton, Lymington, Yarmouth (IOW), Bournemouth and Weymouth

Mondays to Fridays

Operator	SW	SW	SW	SW	SW	SW	SW	SW	XC	SW	SW	SW	SW	SW	SW	SW	SW
Days of operation/Notes				Z	Y		D		K					MFO		P	M
1st Class/Reservations/Bus/Ferry Catering facilities	1	1	1	1	1	1	1	1	1	1	1	1	1	1	1	1	1
London Waterloo (WAT)  15 d	1605																
Clapham Junction (CLJ) 10 d	1612u																
Woking (WOK) d																	
Farnborough (Main) (FNB) d																	
Fleet (FLE) d																	
Reading (RDG) 7 d																	
Basingstoke (BSK) d	1648																
Micheldever (MIC) d																	
Winchester (WIN) d	1706																
Shawford (SHW) d																	
Romsey (ROM) d																	
Chandlers Ford (CFR) d																	
Eastleigh (ESL) 3 a																	
Eastleigh (ESL) 3 d																	
Hedge End (HDE) d																	
Botley (BOE) d																	
Fareham (FRM) a																	
Portchester (PTC) a																	
Cosham (CSA) a																	
Hilsea (HLS) a																	
Fratton (FTN) a																	
Portsmouth & Southsea (PMS) a																	
Portsmouth Harbour (PMH)  a																	
Southampton Airport Parkwy (SOA)  d	1715																
Swaythling (SWG) d																	
St Denys (SDN) d																	
Southampton Central (SOU) a	1722																
Southampton Central (SOU) d	1725	1728															
Millbrook (Hants) (MBK) d																	
Redbridge (RDB) d																	
Totton (TTN) d																	
Ashurst New Forest (ANF) d																	
Beaulieu Road (BEU) d																	
Brockenhurst (BCU) 3 a	1739																
Brockenhurst (BCU) 3 d	1740	1744															
Lymington Town (LYT) d		1752															
Lymington Pier (LYP) a		1754															
Lymington Pier (LYP)  d																	
Yarmouth (I.O.W.) (YMH)  a																	
Sway (SWY) d																	
New Milton (NWM) d																	
Hinton Admiral (HNA) d																	
Christchurch (CHR) d																	
Pokesdown (POK) d																	
Bournemouth (BMH) a	1755																
Bournemouth (BMH) d	1757																
Branksome (BSM) d	1802																
Parkstone (Dorset) (PKS) d	1805																
Poole (POO) 4 a	1809																
Poole (POO) 4 d	1810																
Hamworthy (HAM) d	1815																
Holton Heath (HOL) d	1819																
Wareham (WRM) d	1824																
Wool (WOO) d	1830																
Moreton (Dorset) (MTN) d	1841e																
Dorchester South (DCH) d	1849																
Dorchester West (DCW) d																	
Upwey (UPW) d	1855																
Weymouth (WEY) a	1902																

NOTES (see introductory pages for explanation of train operator codes and standard symbols)

- a Arrival time
- d Departure time
- u Stops to pick up only
- e Arrives 5 minutes earlier
- D To Salisbury
- K From Manchester Piccadilly
- M From Gloucester
- P Also calls at Surbiton 1630, Walton-On-Thames 1637, Weybridge 1641, Brookwood 1657, Winchfield 1716 and Hook 1720
- Y Runs until 29 December
- Z Runs from 2 January
- MFO Mondays and Fridays only

London to Winchester, Fareham, Portsmouth, Southampton, Lymington, Yarmouth (IOW), Bournemouth and Weymouth

Mondays to Fridays

Operator	SW	SW	SW	SW	SW	XC	SW	SW	SW	SW	SW	GW	SW	SW	SW	SW	SW
Days of operation/Notes 1st Class/Reservations/Bus/Ferry Catering facilities	□	□	□	D	□	K	□	□	□	Z	Q	M	□	□	□	Y	D
London Waterloo (WAT)	15	d	1705				1709			1735			1720			1805	
Clapham Junction (CLJ)	10	d															
Woking (WOK)		d					1734						1745				
Farnborough (Main) (FNB)		d					1744						1758				
Fleet (FLE)		d					1750						1804				
Reading (RDG)	7	d					1752										
Basingstoke (BSK)		d	1746				1803	1811	1817				1824		1846		
Micheldever (MIC)		d					1813						1834				
Winchester (WIN)		d	1803				1822	1827	1833				1844		1903		
Shawford (SHW)		d					1827						1848				
Romsey (ROM)		d					1807										1907
Chandlers Ford (CFR)		d					1814										1914
Eastleigh (ESL)	3	a					1820	1833					1854				1920
Eastleigh (ESL)	3	d					1821	1834					1855				1921
Hedge End (HDE)		d						1840									
Botley (BOE)		d						1844									
Fareham (FRM)		a						1855									
Portchester (PTC)		a						1901									
Cosham (CSA)		a						1906									
Hilsea (HLS)		a						1911									
Fratton (FTN)		a						1915									
Portsmouth & Southsea (PMS)		a						1918									
Portsmouth Harbour (PMH)		a						1925									
Southampton Airport Parkwy (SOA)	4	d	1812				1825			1835	1842		1859		1911		1925
Swaythling (SWG)		d					1827						1902				1927
St Denys (SDN)		d					1830						1905				1930
Southampton Central (SOU)		a	1819				1836			1842	1849		1917		1918		1935
Southampton Central (SOU)		d	1822	1825			1840			1845	1853	1856			1922	1925	
Millbrook (Hants) (MBK)		d					1842										1940
Redbridge (RDB)		d					1846a										1943a
Totton (TTN)		d	1831								1901				1930		
Ashurst New Forest (ANF)		d	1835								1906				1935		
Beaulieu Road (BEU)		d															
Brockenhurst (BCU)	3	a	1843						1858	1914					1943		
Brockenhurst (BCU)	3	d	1844	1848					1859	1915	1918				1944	1948	
Lymington Town (LYT)		d		1856							1926				1956		
Lymington Pier (LYP)		a		1859							1929				1958		
Lymington Pier (LYP)		d											2000				2005
Yarmouth (I.O.W.) (YMH)		a											2040				2045
Sway (SWY)		d	1848								1919				1948		
New Milton (NWM)		d	1853								1924				1953		
Hinton Admiral (HNA)		d	1857								1928				1957		
Christchurch (CHR)		d	1902								1933				2002		
Pokesdown (POK)		d	1906								1937				2006		
Bournemouth (BMH)		a	1849	1910					1913	1921	1941				1949	2010	
Bournemouth (BMH)		d	1851	1911							1923	1942			1950	2011	
Branksome (BSM)		d	1856	1916							1928	1947			1955	2016	
Parkstone (Dorset) (PKS)		d	1859	1919							1931	1950			1958	2019	
Poole (POO)	4	a	1902	1924							1934	1955			2002	2024	
Poole (POO)	4	d	1903								1935				2003		
Hamworthy (HAM)		d	1908								1940				2008		
Holton Heath (HOL)		d	1912												2012		
Wareham (WRM)		d	1917								1947				2017		
Wool (WOO)		d	1923								1954				2023		
Moreton (Dorset) (MTN)		d	1929												2029		
Dorchester South (DCH)		d	1937							2005					2037		
Dorchester West (DCW)		d											2027				
Upwey (UPW)		d	1944										2036	2044			
Weymouth (WEY)		a	1950							2015			2041	2050			

NOTES (see introductory pages for explanation of train operator codes and standard symbols)

- a Arrival time
- d Departure time
- D To Salisbury
- K From Manchester Piccadilly
- M From Gloucester
- Q Also calls at Brookwood 1751, Winchfield 1809 and Hook 1814
- Y Runs until 29 December
- Z Runs from 2 January

London to Winchester, Fareham, Portsmouth, Southampton, Lymington, Yarmouth (IOW), Bournemouth and Weymouth

Mondays to Fridays

Operator	SW	SW	SW	SW	XC	GW	SW	SW	SW	GW	SW	GW	SW	SW	XC	SW	SW
Days of operation/Notes 1st Class/Reservations/Bus/Ferry Catering facilities	□	□	D □	□	K □◇ ⌘	H	□	□	□	S	□	R	D □	□	K □◇ ⌘	□	□
London Waterloo (WAT)	15 d	2005		2009			2035				2105			2109		2135	
Clapham Junction (CLJ)	10 d	2012u									2112u						
Woking (WOK)	d			2034			2100							2134		2200	
Farnborough (Main) (FNB)	d			2044										2144			
Fleet (FLE)	d			2050										2150			
Reading (RDG)	7 d				2049										2152		
Basingstoke (BSK)	d	2049		2103	2112						2149			2203	2211		
Micheldever (MIC)	d			2113										2213			
Winchester (WIN)	d	2105		2122	2127		2133				2205			2222	2227	2234	
Shawford (SHW)	d			2127										2227			
Romsey (ROM)	d			2107									2155	2207			
Chandlers Ford (CFR)	d			2114										2214			
Eastleigh (ESL)	3 a			2120	2133								2219	2222	2234		
Eastleigh (ESL)	3 d			2121	2133					2209			2224	2223	2235		
Hedge End (HDE)	d				2139								2230		2241		
Botley (BOE)	d				2143								2234		2245		
Fareham (FRM)	a				2151								2241		2252		
Portchester (PTC)	a				2157										2258		
Cosham (CSA)	a				2201										2303		
Hilsea (HLS)	a				2206										2308		
Fratton (FTN)	a				2210								2256		2312		
Portsmouth & Southsea (PMS)	a				2214								2259		2315		
Portsmouth Harbour (PMH)	a				2218								2304		2322		
Southampton Airport Parkwy (SOA)	← d	2114		2125		2137		2142			2213	2217		2227		2235	2243
Swaythling (SWG)	d			2127										2229			
St Denys (SDN)	d			2130										2232			
Southampton Central (SOU)	a	2122		2135		2145		2150			2221	2225		2238		2244	2250
Southampton Central (SOU)	d	2125		2137		2146		2151	2156		2222	2227		2240		2245	2251
Millbrook (Hants) (MBK)	d			2140										2243			
Redbridge (RDB)	d			2143a										2246a			
Totton (TTN)	d	2130											2201		2232		
Ashurst New Forest (ANF)	d												2206		2237		
Beaulieu Road (BEU)	d												2210				
Brockenhurst (BCU)	3 a	2141					2205	2216					2245				2305
Brockenhurst (BCU)	3 d	2142	2148				2205	2217	2218				2247				2306
Lymington Town (LYT)	d			2156					2226								2316
Lymington Pier (LYP)	a			2159					2229								2316
Lymington Pier (LYP)	d																
Yarmouth (I.O.W.) (YMH)	a																
Sway (SWY)	d	2146							2222				2251				2321
New Milton (NWM)	d	2151							2227				2256				2326
Hinton Admiral (HNA)	d	2155							2231				2300				2330
Christchurch (CHR)	d	2200							2236				2305				2335
Pokesdown (POK)	d	2204							2239				2309				2338
Bournemouth (BMH)	a	2208			2215		2220	2244					2313			2316	2320
Bournemouth (BMH)	d								2224								2324
Branksome (BSM)	d								2229								2329
Parkstone (Dorset) (PKS)	d								2232								2332
Poole (POO)	4 a								2236								2336
Poole (POO)	4 d								2237								2337
Hamworthy (HAM)	d								2242								2342
Holton Heath (HOL)	d																
Wareham (WRM)	d								2249								2349
Wool (WOO)	d								2255								2355
Moreton (Dorset) (MTN)	d								2301								0002
Dorchester South (DCH)	d								2309								0010
Dorchester West (DCW)	d						2255										
Upwey (UPW)	d						2303	2316									0016
Weymouth (WEY)	a						2308	2320									0022

NOTES (see introductory pages for explanation of train operator codes and standard symbols)

- a Arrival time
- d Departure time
- u Stops to pick up only
- D To Salisbury
- H From Bristol Temple Meads
- K From Manchester Piccadilly
- R From Cardiff Central to Portsmouth Harbour
- S From Portsmouth Harbour to Bristol Temple Meads

London to Winchester, Fareham, Portsmouth, Southampton, Lymington, Yarmouth (IOW), Bournemouth and Weymouth

Mondays to Fridays

Operator	SW	SW	SW	XC	SW	SW	SW	SW		
Days of operation/Notes 1st Class/Reservations/Bus/Ferry Catering facilities	□	D □	□	K □◇ ⚓	□	□	□	SM T □		
London Waterloo (WAT)	15	d	2205		2208		2235	2305	2335	0105
Clapham Junction (CLJ)	10	d	2212u		2215u		2300	2312u	2344u	0115
Woking (WOK)		d			2235		2300	2333	0004	0142
Farnborough (Main) (FNB)		d			2245				0015	0151s
Fleet (FLE)		d			2251				0020	0157s
Reading (RDG)	7	d			2249					
Basingstoke (BSK)		d	2250		2304	2311		2353	0035	0209s
Micheldever (MIC)		d			2314			0003		
Winchester (WIN)		d	2306		2323	2327	2333	0012	0051	0226s
Shawford (SHW)		d			2328			0017		
Romsey (ROM)		d			2311					
Chandlers Ford (CFR)		d			2318					
Eastleigh (ESL)	3	a			2324	2339		0022	0059	0235s
Eastleigh (ESL)	3	d			2324	2339		0023	0100	
Hedge End (HDE)		d			2345					
Botley (BOE)		d			2349					
Fareham (FRM)		a			2357					
Portchester (PTC)		a			0003					
Cosham (CSA)		a			0008					
Hilsea (HLS)		a			0013					
Fratton (FTN)		a			0017					
Portsmouth & Southsea (PMS)		a			0020					
Portsmouth Harbour (PMH)		a			0025					
Southampton Airport Parkwy (SOA)	4	d	2315	2328		2335	2342	0028	0105	0239s
Swaythling (SWG)		d		2331						
St Denys (SDN)		d		2334				0032s		0244s
Southampton Central (SOU)		a	2322	2340		2345	2350	0037	0112	0249
Southampton Central (SOU)		d	2324	2342			2353		0113	
Millbrook (Hants) (MBK)		d		2344						
Redbridge (RDB)		d		2348a						
Totton (TTN)		d	2329						0118s	
Ashurst New Forest (ANF)		d	2334							
Beaulieu Road (BEU)		d								
Brockenhurst (BCU)	3	a	2342				0006		0129s	
Brockenhurst (BCU)	3	d	2343				0007			
Lymington Town (LYT)		d								
Lymington Pier (LYP)		a								
Lymington Pier (LYP)		d								
Yarmouth (I.O.W.) (YMH)		a								
Sway (SWY)		d	2347							
New Milton (NWM)		d	2352						0137s	
Hinton Admiral (HNA)		d	2356							
Christchurch (CHR)		d	0001						0144s	
Pokesdown (POK)		d	0005						0148s	
Bournemouth (BMH)		a	0010			0022			0152	
Bournemouth (BMH)		d				0024				
Branksome (BSM)		d				0029				
Parkstone (Dorset) (PKS)		d				0032				
Poole (POO)	4	a				0036				
Poole (POO)	4	d								
Hamworthy (HAM)		d								
Holton Heath (HOL)		d								
Wareham (WRM)		d								
Wool (WOO)		d								
Moreton (Dorset) (MTN)		d								
Dorchester South (DCH)		d								
Dorchester West (DCW)		d								
Upwey (UPW)		d								
Weymouth (WEY)		a								

NOTES (see introductory pages for explanation of train operator codes and standard symbols)

- a Arrival time
- d Departure time
- s Stops to set down only
- u Stops to pick up only
- D To Salisbury
- K From Manchester Piccadilly
- T Also calls at Vauxhall 0109, Wimbledon 0120 and Surbiton 0128
- SM Saturday mornings

London to Winchester, Fareham, Portsmouth, Southampton, Lymington, Yarmouth (IOW), Bournemouth and Weymouth

Saturdays

Operator	XC	SW	SW	SW	SW	SW	SW	SW	SW	SW	SW	XC	SW	SW	SW	SW	SW	GW
Days of operation/Notes	J	□	□	□	□	□	□	□	□	Z	D	K	□	□	□	□	□	L
1st Class/Reservations/Bus/Ferry	◇	□	□	□	□	□	□	□	□	⚓	□	◇	□	□	□	□	□	
London Waterloo (WAT)	15	d	0835						0905				0909			0935		
Clapham Junction (CLJ)	10	d						0912u										
Woking (WOK)		d	0900										0934		1000			
Farnborough (Main) (FNB)		d											0944					
Fleet (FLE)		d											0950					
Reading (RDG)	7	d	0852												0952			
Basingstoke (BSK)		d	0911					0949					1003		1012			
Micheldever (MIC)		d											1013					
Winchester (WIN)		d	0927	0933			0949	1005					1022	1027	1033			1049
Shawford (SHW)		d					0954											1054
Romsey (ROM)		d											1007					
Chandlers Ford (CFR)		d											1014					
Eastleigh (ESL)	3	a					0959						1020	1030				1059
Eastleigh (ESL)	3	d					1000						1021	1031				1100
Hedge End (HDE)		d												1037				
Botley (BOE)		d												1041				
Fareham (FRM)		a												1048				
Portchester (PTC)		a												1054				
Cosham (CSA)		a												1059				
Hilsea (HLS)		a												1104				
Fratton (FTN)		a												1108				
Portsmouth & Southsea (PMS)		a												1111				
Portsmouth Harbour (PMH)		a												1118				
Southampton Airport Parkway (SOA)		d	0936	0942			1005	1014					1025		1036	1042		1105
Swaythling (SWG)		d											1027					
St Denys (SDN)		d											1030					
Southampton Central (SOU)		a	0943	0949			1012	1022					1036		1043	1050		1112
Southampton Central (SOU)		d	0945	0951		0956		1024					1037		1045	1051		1056
Millbrook (Hants) (MBK)		d											1040					
Redbridge (RDB)		d											1043a					
Totton (TTN)		d				1001												1101
Ashurst New Forest (ANF)		d				1006												1106
Beaulieu Road (BEU)		d				1010												
Brockenhurst (BCU)	3	a	0958	1004		1016		1037							1105			1116
Brockenhurst (BCU)	3	d	0959	1005	1012	1017		1038		1042					1106	1112	1117	
Lymington Town (LYT)		d			1020					1050						1120		
Lymington Pier (LYP)		a			1022					1052						1122		
Lymington Pier (LYP)		d								1100								
Yarmouth (I.O.W.) (YMH)		a								1140								
Sway (SWY)		d			1022													1122
New Milton (NWM)		d			1027			1045										1127
Hinton Admiral (HNA)		d			1031													1131
Christchurch (CHR)		d			1036			1052										1136
Pokesdown (POK)		d			1039			1056										1139
Bournemouth (BMH)		a	1013	1020		1044		1100						1113	1120			1144
Bournemouth (BMH)		d						1104	1108									
Branksome (BSM)		d							1113									1129
Parkstone (Dorset) (PKS)		d							1116									1132
Poole (POO)	4	a						1113	1120									1136
Poole (POO)	4	d						1114										1137
Hamworthy (HAM)		d						1119										1142
Holton Heath (HOL)		d						1123										
Wareham (WRM)		d			1049			1128							1149			
Wool (WOO)		d						1135										
Moreton (Dorset) (MTN)		d						1141										
Dorchester South (DCH)		d			1105			1149							1205			
Dorchester West (DCW)		d																1213
Upwey (UPW)		d						1155										1222
Weymouth (WEY)		a			1113			1200							1213			1227

NOTES (see introductory pages for explanation of train operator codes and standard symbols)

- a Arrival time
- d Departure time
- u Stops to pick up only
- D To Salisbury
- J From Manchester Piccadilly
- K From Nottingham
- L From Gloucester
- Z Runs from 6 January

London to Winchester, Fareham, Portsmouth, Southampton, Lymington, Yarmouth (IOW), Bournemouth and Weymouth

Saturdays

Operator	SW	SW	SW	SW	SW	SW	XC	SW	SW	SW	SW	SW	SW	SW	SW	SW	SW	XC
Days of operation/Notes 1st Class/Reservations/Bus/Ferry Catering facilities	□	□	□	☞	D	□	J	□	□	□	□	□	□	□	□	Z	D	□
London Waterloo (WAT) ☞ 15 d	1005					1009		1035					1105					1109
Clapham Junction (CLJ) 10 d	1012u												1112u					
Woking (WOK) d						1034		1100										1134
Farnborough (Main) (FNB) d						1044												1144
Fleet (FLE) d						1050												1150
Reading (RDG) 7 d							1052											1152
Basingstoke (BSK) d	1048					1103	1111						1148					1203
Micheldever (MIC) d						1113												1213
Winchester (WIN) d	1105					1122	1127	1133				1149	1205					1223
Shawford (SHW) d												1154						1228
Romsey (ROM) d						1107												1207
Chandlers Ford (CFR) d						1114												1214
Eastleigh (ESL) 3 a						1120	1130					1159						1220
Eastleigh (ESL) 3 d						1121	1131					1200						1221
Hedge End (HDE) d							1137											1237
Botley (BOE) d							1141											1241
Fareham (FRM) a							1148											1249
Portchester (PTC) a							1154											1254
Cosham (CSA) a							1159											1259
Hilsea (HLS) a							1204											1304
Fratton (FTN) a							1208											1308
Portsmouth & Southsea (PMS) a							1211											1311
Portsmouth Harbour (PMH) ☞ a							1218											1318
Southampton Airport Parkwy (SOA) ☞ d	1114					1125		1136	1142			1205	1214					1225
Swaythling (SWG) d						1127												1227
St Denys (SDN) d						1130												1230
Southampton Central (SOU) a	1122					1136		1143	1150			1212	1222					1236
Southampton Central (SOU) d	1124					1137		1145	1151			1156	1224					1237
Millbrook (Hants) (MBK) d						1140												1240
Redbridge (RDB) d						1143a												1243a
Totton (TTN) d												1201						
Ashurst New Forest (ANF) d												1206						
Beaulieu Road (BEU) d												1210						
Brockenhurst (BCU) 3 a	1137							1205				1216	1237					
Brockenhurst (BCU) 3 d	1138	1142						1206	1212	1217		1238	1242					
Lymington Town (LYT) d		1150							1220				1250					
Lymington Pier (LYP) a		1152							1222				1252					
Lymington Pier (LYP) ☞ d					1200											1300		
Yarmouth (I.O.W.) (YMH) ☞ a					1240											1340		
Sway (SWY) d												1222						
New Milton (NWM) d	1145											1227	1245					
Hinton Admiral (HNA) d												1231						
Christchurch (CHR) d	1152											1236	1252					
Pokesdown (POK) d	1156											1239	1256					
Bournemouth (BMH) a	1200						1213	1220				1244	1300					1313
Bournemouth (BMH) d	1204	1208							1224				1304	1308				
Branksome (BSM) d		1213							1229				1313					
Parkstone (Dorset) (PKS) d		1216							1232				1316					
Poole (POO) 4 a	1213	1220							1236				1313	1320				
Poole (POO) 4 d	1214								1237				1314					
Hamworthy (HAM) d	1219								1242				1319					
Holton Heath (HOL) d	1223												1323					
Wareham (WRM) d	1228							1249					1328					
Wool (WOO) d	1235												1335					
Moreton (Dorset) (MTN) d	1241												1341					
Dorchester South (DCH) d	1249							1305					1349					
Dorchester West (DCW) d																		
Upwey (UPW) d	1255												1355					
Weymouth (WEY) a	1300							1314					1400					

NOTES (see introductory pages for explanation of train operator codes and standard symbols)

- a Arrival time
- d Departure time
- u Stops to pick up only
- D To Salisbury
- J From Manchester Piccadilly
- Z Runs from 6 January

London to Winchester, Fareham, Portsmouth, Southampton, Lymington, Yarmouth (IOW), Bournemouth and Weymouth

Saturdays

Operator	SW	SW	SW	SW	GW	SW	SW	SW	SW	SW	SW	XC	SW	SW	SW	SW	SW	SW
Days of operation/Notes 1st Class/Reservations/Bus/Ferry Catering facilities	□	□	□	□	L	□	□	□	☞	D	□	J	□	□	□	□	□	□
London Waterloo (WAT)	1135						1205						1208					1305
Clapham Junction (CLJ)							1212u											1312u
Woking (WOK)		1200											1234		1304			
Farnborough (Main) (FNB)													1244					
Fleet (FLE)													1250					
Reading (RDG)														1252				
Basingstoke (BSK)							1248						1303	1311				1349
Micheldever (MIC)													1313					
Winchester (WIN)		1233			1249		1305						1322	1327	1336			1349
Shawford (SHW)					1254													1405
Romsey (ROM)													1307					
Chandlers Ford (CFR)													1314					
Eastleigh (ESL)						1259							1320	1330				1359
Eastleigh (ESL)						1300							1321	1331				1400
Hedge End (HDE)														1337				
Botley (BOE)														1341				
Fareham (FRM)														1348				
Portchester (PTC)														1354				
Cosham (CSA)														1359				
Hilsea (HLS)														1404				
Fratton (FTN)														1408				
Portsmouth & Southsea (PMS)														1411				
Portsmouth Harbour (PMH)														1418				
Southampton Airport Parkwy (SOA)		1242			1305		1314						1325		1336	1345		1405
Swaythling (SWG)													1327					1414
St Denys (SDN)													1330					
Southampton Central (SOU)		1249			1312		1322						1336		1343	1352		1412
Southampton Central (SOU)		1251			1258		1324						1337		1345	1353		1424
Millbrook (Hants) (MBK)													1340					
Redbridge (RDB)													1343a					
Totton (TTN)						1303												1401
Ashurst New Forest (ANF)						1308												1406
Beaulieu Road (BEU)																		1410
Brockenhurst (BCU)		1304			1316		1337								1407			1416
Brockenhurst (BCU)		1305	1312	1317			1338	1342							1408	1412	1417	1438
Lymington Town (LYT)								1350								1420		
Lymington Pier (LYP)								1352								1422		
Lymington Pier (LYP)									1400									
Yarmouth (I.O.W.) (YMH)									1440									
Sway (SWY)						1322												1422
New Milton (NWM)						1327		1345										1427
Hinton Admiral (HNA)						1331												1431
Christchurch (CHR)						1336		1352										1436
Pokesdown (POK)						1339		1356										1439
Bournemouth (BMH)		1320			1344			1400							1413	1422		1444
Bournemouth (BMH)																		1500
Bournemouth (BMH)																		1508
Branksome (BSM)		1324					1404	1408										1504
Parkstone (Dorset) (PKS)		1329						1413										1513
Poole (POO)		1332						1416										1516
Poole (POO)		1336					1413	1420										1520
Poole (POO)		1337					1414											1514
Hamworthy (HAM)		1342					1419											1519
Holton Heath (HOL)							1423											1523
Wareham (WRM)		1349					1428								1450			1528
Wool (WOO)							1435											1535
Moreton (Dorset) (MTN)							1441											1541
Dorchester South (DCH)		1405					1449								1506			1549
Dorchester West (DCW)						1413												
Upwey (UPW)						1422	1455											1555
Weymouth (WEY)		1414				1427	1500								1515			1600

NOTES (see introductory pages for explanation of train operator codes and standard symbols)

- a Arrival time
- d Departure time
- u Stops to pick up only
- D To Salisbury
- J From Manchester Piccadilly
- L From Gloucester

London to Winchester, Fareham, Portsmouth, Southampton, Lymington, Yarmouth (IOW), Bournemouth and Weymouth

Saturdays

Operator	SW	SW Z	SW D	SW	SN M	XC J	SW	SW	SW	SW	GW L	SW	SW	SW	SW	SW D	SW	XC J
Days of operation/Notes 1st Class/Reservations/Bus/Ferry Catering facilities	□		□	□	□	□◇ ⚓	□	□	□	□	L	□	□	□		□	□	□◇ ⚓
London Waterloo (WAT)	15	d		1309			1335					1405					1409	
Clapham Junction (CLJ)	10	d										1412u						
Woking (WOK)		d		1334			1400										1434	
Farnborough (Main) (FNB)		d		1344													1444	
Fleet (FLE)		d		1350													1450	
Reading (RDG)	7	d				1352												1452
Basingstoke (BSK)		d		1403		1411						1449					1503	1511
Micheldever (MIC)		d		1413													1513	
Winchester (WIN)		d		1422		1427	1433			1449		1505					1522	1527
Shawford (SHW)		d								1454								
Romsey (ROM)		d		1407													1507	
Chandlers Ford (CFR)		d		1414													1514	
Eastleigh (ESL)	3	a		1420	1430					1459							1520	1530
Eastleigh (ESL)	3	d		1421	1431	1441				1500							1521	1531
Hedge End (HDE)		d			1437													1537
Botley (BOE)		d			1441													1541
Fareham (FRM)		a			1448	1455												1548
Portchester (PTC)		a			1454													1554
Cosham (CSA)		a			1459													1559
Hilsea (HLS)		a			1504													1604
Fratton (FTN)		a			1508													1608
Portsmouth & Southsea (PMS)		a			1511													1611
Portsmouth Harbour (PMH)		a			1518													1618
Southampton Airport Parkwy (SOA)		d		1425		1436	1442			1505		1514					1525	1535
Swaythling (SWG)		d		1427													1527	
St Denys (SDN)		d		1430													1530	
Southampton Central (SOU)		a		1435		1443	1449			1513		1522					1536	1542
Southampton Central (SOU)		d		1437		1445	1451		1456			1524					1537	1545
Millbrook (Hants) (MBK)		d		1440													1540	
Redbridge (RDB)		d		1443a													1543a	
Totton (TTN)		d							1501									
Ashurst New Forest (ANF)		d							1506									
Beaulieu Road (BEU)		d																
Brockenhurst (BCU)	3	a					1505		1516			1537						
Brockenhurst (BCU)	3	d	1442				1506	1512	1517			1538	1542					
Lymington Town (LYT)		d	1450					1520					1550					
Lymington Pier (LYP)		a	1452					1522					1552					
Lymington Pier (LYP)		d		1500												1600		
Yarmouth (I.O.W.) (YMH)		a		1540												1640		
Sway (SWY)		d							1522									
New Milton (NWM)		d							1527			1545						
Hinton Admiral (HNA)		d							1531									
Christchurch (CHR)		d							1536			1552						
Pokesdown (POK)		d							1539			1556						
Bournemouth (BMH)		a				1513	1520		1544			1600						1613
Bournemouth (BMH)		d					1524					1604	1608					
Branksome (BSM)		d					1529						1613					
Parkstone (Dorset) (PKS)		d					1532						1616					
Poole (POO)	4	a					1536					1613	1620					
Poole (POO)	4	d					1537					1614						
Hamworthy (HAM)		d					1542					1619						
Holton Heath (HOL)		d										1623						
Wareham (WRM)		d					1549					1628						
Wool (WOO)		d										1635						
Moreton (Dorset) (MTN)		d										1641						
Dorchester South (DCH)		d					1607c					1649						
Dorchester West (DCW)		d									1613							
Upwey (UPW)		d									1622	1656						
Weymouth (WEY)		a					1615				1627	1700						

NOTES (see introductory pages for explanation of train operator codes and standard symbols)

- a Arrival time
- d Departure time
- u Stops to pick up only
- c Arrives 3 minutes earlier
- D To Salisbury
- J From Manchester Piccadilly
- L From Gloucester
- M To Brighton
- Z Runs from 6 January

London to Winchester, Fareham, Portsmouth, Southampton, Lymington, Yarmouth (IOW), Bournemouth and Weymouth

Saturdays

Operator	SW	SW Z	SW Y	SW D	SW	XC J	SW	SW	SW	SW	GW L	SW	SW	SW	SW D	SW	XC J	SW
Days of operation/Notes 1st Class/Reservations/Bus/Ferry Catering facilities	□	☞	☞	□	□	□◇ ☞	□	□	□	□	L	□	□	□	□	□	□◇ ☞	□
London Waterloo (WAT) ☞	15 d				1609		1635						1705			1709		1735
Clapham Junction (CLJ)	10 d												1712u					
Woking (WOK)	d				1634		1700									1734		1800
Farnborough (Main) (FNB)	d				1644											1744		
Fleet (FLE)	d				1650											1750		
Reading (RDG)	7 d					1652												1752
Basingstoke (BSK)	d				1703	1711							1749			1803	1811	
Micheldever (MIC)	d				1713											1813		
Winchester (WIN)	d				1722	1727	1733				1749		1805			1822	1827	1833
Shawford (SHW)	d									1754								
Romsey (ROM)	d				1707											1807		
Chandlers Ford (CFR)	d				1714											1814		
Eastleigh (ESL)	3 a				1720	1730					1759					1820	1830	
Eastleigh (ESL)	3 d				1721	1731					1800					1821	1831	
Hedge End (HDE)	d					1737											1837	
Botley (BOE)	d					1741											1841	
Fareham (FRM)	a					1748											1848	
Portchester (PTC)	a					1754											1854	
Cosham (CSA)	a					1759											1859	
Hilsea (HLS)	a					1804											1904	
Fratton (FTN)	a					1808											1908	
Portsmouth & Southsea (PMS)	a					1811											1911	
Portsmouth Harbour (PMH) ☞	a					1818											1918	
Southampton Airport Parkwy (SOA) ↔	d				1725		1735	1742			1805		1814			1825		1835
Swaythling (SWG)	d				1727											1827		
St Denys (SDN)	d				1730												1830	
Southampton Central (SOU)	a				1736		1742	1749			1812		1822			1836		1842
Southampton Central (SOU)	d				1737		1745	1751			1756		1823			1837		1845
Millbrook (Hants) (MBK)	d				1740											1840		
Redbridge (RDB)	d				1744a											1843a		
Totton (TTN)	d										1801							
Ashurst New Forest (ANF)	d										1806							
Beaulieu Road (BEU)	d										1810							
Brockenhurst (BCU)	3 a						1804				1816		1837					1904
Brockenhurst (BCU)	3 d	1742					1805	1812	1817				1838	1842				1905
Lymington Town (LYT)	d	1750						1820								1850		
Lymington Pier (LYP)	a	1752						1822								1852		
Lymington Pier (LYP) ☞	d		1800	1805														
Yarmouth (I.O.W.) (YMH) ☞	a		1840	1845														
Sway (SWY)	d									1822								
New Milton (NWM)	d									1827			1845					
Hinton Admiral (HNA)	d									1831								
Christchurch (CHR)	d									1836			1852					
Pokesdown (POK)	d									1839			1856					
Bournemouth (BMH)	a					1813	1820			1844			1900					1913
Bournemouth (BMH)	d						1824						1904	1908				1924
Branksome (BSM)	d						1829						1913					1929
Parkstone (Dorset) (PKS)	d						1832						1916					1932
Poole (POO)	4 a						1836						1913	1920				1936
Poole (POO)	4 d						1837						1914					1937
Hamworthy (HAM)	d						1842						1919					1942
Holton Heath (HOL)	d												1923					
Wareham (WRM)	d						1849						1928					1949
Wool (WOO)	d												1935					
Moreton (Dorset) (MTN)	d												1941					
Dorchester South (DCH)	d						1905						1949					2005
Dorchester West (DCW)	d										1923							
Upwey (UPW)	d										1932	1955						
Weymouth (WEY)	a						1913				1937	2000						2014

NOTES (see introductory pages for explanation of train operator codes and standard symbols)

- a Arrival time
- d Departure time
- u Stops to pick up only
- D To Salisbury
- J From Manchester Piccadilly
- L From Gloucester
- Y Runs until 30 December
- Z Runs from 6 January

London to Winchester, Fareham, Portsmouth, Southampton, Lymington, Yarmouth (IOW), Bournemouth and Weymouth

Saturdays

Operator	SW	SW	SW	GW	SW	SW	SW	SW	SW	SW	XC	SW	SW	SW	SW	SW	SW
Days of operation/Notes 1st Class/Reservations/Bus/Ferry Catering facilities	□	□	□	L	□	□	□	Z	Y	D	J	□	□	□	□	□	□
London Waterloo (WAT)	15 d				1805							1809					1905
Clapham Junction (CLJ)	10 d				1812u												1912u
Woking (WOK)	d											1834		1900			
Farnborough (Main) (FNB)	d											1844					
Fleet (FLE)	d											1850					
Reading (RDG)	7 d												1852				
Basingstoke (BSK)	d				1849							1903	1911				1949
Micheldever (MIC)	d											1913					
Winchester (WIN)	d		1849		1905							1922	1927	1933		1949	2006
Shawford (SHW)	d		1854													1954	
Romsey (ROM)	d											1908					
Chandlers Ford (CFR)	d											1915					
Eastleigh (ESL)	3 a		1859									1921	1930			1959	
Eastleigh (ESL)	3 d		1900									1921	1931			2000	
Hedge End (HDE)	d												1937				
Botley (BOE)	d												1941				
Fareham (FRM)	a												1948				
Portchester (PTC)	a												1954				
Cosham (CSA)	a												1959				
Hilsea (HLS)	a												2004				
Fratton (FTN)	a												2008				
Portsmouth & Southsea (PMS)	a												2011				
Portsmouth Harbour (PMH)	a												2018				
Southampton Airport Parkwy (SOA)	d		1905		1914							1925	1935	1942		2005	2014
Swaythling (SWG)	d											1927					
St Denys (SDN)	d											1930					
Southampton Central (SOU)	a		1912		1921							1936	1942	1949		2012	2022
Southampton Central (SOU)	d		1856		1924							1937	1945	1951	1956		2024
Millbrook (Hants) (MBK)	d											1940					
Redbridge (RDB)	d											1943a					
Totton (TTN)	d		1901													2001	
Ashurst New Forest (ANF)	d		1906													2006	
Beaulieu Road (BEU)	d															2010	
Brockenhurst (BCU)	3 a		1916		1937							1958	2004		2016		2037
Brockenhurst (BCU)	3 d	1912	1917		1938	1942						1959	2005	2012	2017		2038
Lymington Town (LYT)	d	1920				1950											
Lymington Pier (LYP)	a	1922				1952											
Lymington Pier (LYP)	d							2000	2005								
Yarmouth (I.O.W.) (YMH)	a							2040	2045								
Sway (SWY)	d		1922													2022	
New Milton (NWM)	d		1927		1945											2027	2045
Hinton Admiral (HNA)	d		1931													2031	
Christchurch (CHR)	d		1936		1952											2036	2052
Pokesdown (POK)	d		1939		1956											2039	2056
Bournemouth (BMH)	a		1944		2000							2013	2020		2044		2100
Bournemouth (BMH)	d				2004	2008										2024	2104
Branksome (BSM)	d					2013										2029	2113
Parkstone (Dorset) (PKS)	d					2016										2032	2116
Poole (POO)	4 a				2013	2020										2036	2113
Poole (POO)	4 d															2037	2120
Hamworthy (HAM)	d				2014											2042	2114
Holton Heath (HOL)	d				2019											2049	2119
Wareham (WRM)	d				2023												
Wool (WOO)	d				2028												2126
Moreton (Dorset) (MTN)	d				2035												2133
Dorchester South (DCH)	d				2041												2143e
Dorchester West (DCW)	d			2010	2049									2105			2151
Upwey (UPW)	d			2019	2055												2158
Weymouth (WEY)	a			2025	2101									2113			2202

NOTES (see introductory pages for explanation of train operator codes and standard symbols)

- a Arrival time
- d Departure time
- u Stops to pick up only
- e Arrives 4 minutes earlier
- D To Salisbury
- J From Manchester Piccadilly
- L From Gloucester
- Y Runs until 30 December
- Z Runs from 6 January

London to Winchester, Fareham, Portsmouth, Southampton, Lymington, Yarmouth (IOW), Bournemouth and Weymouth

Saturdays

Operator Days of operation/Notes	SW	SW D	SW	XC J	SW	SW	SW D	SW	XC J	SW	SW	SW SUM	SW	SW SUM Q	SW SUM R	
1st Class/Reservations/Bus/Ferry Catering facilities	□	□	□	□◇ 卐	□	□	□	□	□◇ 卐	□	□	□	□	□	□	
London Waterloo (WAT)	15 d	2105		2109		2135	2205		2209		2235	2305		2335	0010	0105
Clapham Junction (CLJ)	10 d	2112u					2212u					2312u		2342u	0017u	0115
Woking (WOK)	d			2134		2200			2234		2300	2332		0003	0040	0149
Farnborough (Main) (FNB)	d			2144					2244					0014		0158s
Fleet (FLE)	d			2150					2250					0020		0204s
Reading (RDG)	7 d				2152					2252						
Basingstoke (BSK)	d	2148		2203	2211		2248		2303	2311		2352		0035	0100	0216s
Micheldever (MIC)	d			2213					2313			0002				
Winchester (WIN)	d	2205		2222	2227	2233	2305		2322	2327	2333	0011		0051	0116	0233s
Shawford (SHW)	d								2327			0016				
Romsey (ROM)	d		2207					2311								
Chandlers Ford (CFR)	d		2214					2318								
Eastleigh (ESL)	3 a		2220	2230				2324	2333			0022		0059	0124	0242s
Eastleigh (ESL)	3 d		2221	2231				2324	2333			0022		0100	0125	
Hedge End (HDE)	d			2237					2339				0030	0036s		
Botley (BOE)	d			2241					2343					0039s		
Fareham (FRM)	a			2248					2351					0047s		
Portchester (PTC)	a			2254					2357					0053s		
Cosham (CSA)	a			2259					0001					0057s		
Hilsea (HLS)	a			2304					0006							
Fratton (FTN)	a			2308					0010					0105s		
Portsmouth & Southsea (PMS)	a			2311					0014					0108		
Portsmouth Harbour (PMH)	a			2318					0018							
Southampton Airport Parkwy (SOA)	d	2214	2225		2236	2242	2314	2328		2335	2342	0026		0105	0129	0246s
Swaythling (SWG)	d		2227					2331								
St Denys (SDN)	d		2230					2335				0030s				0251s
Southampton Central (SOU)	a	2225	2235		2243	2251	2321	2340		2342	2349	0035		0112	0136	0256
Southampton Central (SOU)	d	2229	2237		2245	2252	2324	2342			2351	0037			0138	
Millbrook (Hants) (MBK)	d		2240						2344							
Redbridge (RDB)	d		2243a						2348a							
Totton (TTN)	d	2234					2329						0042s		0143s	
Ashurst New Forest (ANF)	d	2239					2334									
Beaulieu Road (BEU)	d															
Brockenhurst (BCU)	3 a	2247			2306	2342				0004	0053s				0154s	
Brockenhurst (BCU)	3 d	2248			2307	2343				0005						
Lymington Town (LYT)	d															
Lymington Pier (LYP)	a															
Lymington Pier (LYP)	d															
Yarmouth (I.O.W.) (YMH)	a															
Sway (SWY)	d	2253					2347									
New Milton (NWM)	d	2258					2352				0012s	0100s			0204s	
Hinton Admiral (HNA)	d	2302					2356									
Christchurch (CHR)	d	2307					0001				0019s	0107s			0211s	
Pokesdown (POK)	d	2311					0005				0023s	0111s			0215s	
Bournemouth (BMH)	a	2315			2318	2324	0009				0027	0115			0219	
Bournemouth (BMH)	d	2317				2327	0010				0029	0117				
Branksome (BSM)	d	2322				2332	0015				0034	0122s				
Parkstone (Dorset) (PKS)	d	2326				2335	0018				0037	0125s				
Poole (POO)	4 a	2330				2339	0023				0041	0128				
Poole (POO)	4 d					2340										
Hamworthy (HAM)	d					2345										
Holton Heath (HOL)	d															
Wareham (WRM)	d					2351										
Wool (WOO)	d					2358										
Moreton (Dorset) (MTN)	d					0004										
Dorchester South (DCH)	d					0012										
Dorchester West (DCW)	d															
Upwey (UPW)	d					0018										
Weymouth (WEY)	a					0023										

NOTES (see introductory pages for explanation of train operator codes and standard symbols)

- a Arrival time
- d Departure time
- s Stops to set down only
- u Stops to pick up only
- D To Salisbury
- J From Manchester Piccadilly
- Q Also calls at Wimbledon 0023
- R Also calls at Vauxhall 0109, Wimbledon 0127 and Surbiton 0135
- SUM Sunday mornings

London to Winchester, Fareham, Portsmouth, Southampton, Lymington, Yarmouth (IOW), Bournemouth and Weymouth

Sundays

Operator	SW	SW	SW	SW	GW	SW	SW	SW	SW	SW	SW	SW	SW	GW	SW	SW	SW	SW	
Days of operation/Notes 1st Class/Reservations/Bus/Ferry	□	□	□	□	A	□	□	□	□	B	□	□	□	C	□	□	Z	D	
London Waterloo (WAT)	15 d												0753					0835	
Clapham Junction (CLJ)	10 d												0803u					0845u	
Woking (WOK)	d												0828					0907	
Farnborough (Main) (FNB)	d																		
Fleet (FLE)	d																		
Reading (RDG)	7 d																		
Basingstoke (BSK)	d		0748										0848					0927	
Micheldever (MIC)	d		0758										0858						
Winchester (WIN)	d		0807										0908					0944	
Shawford (SHW)	d		0812										0912						
Romsey (ROM)	d												0835						0935
Chandlers Ford (CFR)	d												0842						0942
Eastleigh (ESL)	3 a		0817										0847		0918				0948
Eastleigh (ESL)	3 d		0821	0824									0854		0922	0926			0954
Hedge End (HDE)	d			0830												0932			
Botley (BOE)	d			0834												0936			
Fareham (FRM)	a			0841												0943			
Portchester (PTC)	a			0847												0950			
Cosham (CSA)	a			0852												0954			
Hilsea (HLS)	a			0900												1000			
Fratton (FTN)	a			0904												1011			
Portsmouth & Southsea (PMS)	a			0908												1014			
Portsmouth Harbour (PMH)	a			0920												1020			
Southampton Airport Parkwy (SOA)	d		0825										0858	0927				0953	0958
Swaythling (SWG)	d												0901						1000
St Denys (SDN)	d												0904						1003
Southampton Central (SOU)	a		0832										0909	0934				1000	1008
Southampton Central (SOU)	d		0834			0903							0910	0935				1003	1010
Millbrook (Hants) (MBK)	d												0913						1012
Redbridge (RDB)	d												0916a						1016a
Totton (TTN)	d		0839													0941			
Ashurst New Forest (ANF)	d		0844													0945			
Beaulieu Road (BEU)	d		0848													0950			
Brockenhurst (BCU)	3 a		0854		0916											0956		1016	
Brockenhurst (BCU)	3 d		0855	0859	0917	0929							0957	0959				1017	1029
Lymington Town (LYT)	d			0907		0937								1007				1037	
Lymington Pier (LYP)	a			0909		0939								1009				1039	
Lymington Pier (LYP)	d								1000										1100
Yarmouth (I.O.W.) (YMH)	a								1040										1140
Sway (SWY)	d		0900													1001			
New Milton (NWM)	d		0905		0924											1006		1024	
Hinton Admiral (HNA)	d		0909													1010			
Christchurch (CHR)	d		0914													1015			
Pokesdown (POK)	d		0917													1019			
Bournemouth (BMH)	a		0921		0934											1023		1034	
Bournemouth (BMH)	d	0839	0924			0939										1024		1039	
Branksome (BSM)	d	0844				0944												1044	
Parkstone (Dorset) (PKS)	d	0847				0947												1047	
Poole (POO)	4 a	0850	0933			0950									1033			1050	
Poole (POO)	4 d	0851				0951												1051	
Hamworthy (HAM)	d	0856				0956												1056	
Holton Heath (HOL)	d																		
Wareham (WRM)	d	0903				1003												1103	
Wool (WOO)	d	0910				1010												1110	
Moreton (Dorset) (MTN)	d	0916				1016												1116	
Dorchester South (DCH)	d	0924				1024												1124	
Dorchester West (DCW)	d					1018												1029	
Upwey (UPW)	d	0931				1026	1032											1037	1131
Weymouth (WEY)	a	0935				1031	1036											1042	1135

NOTES (see introductory pages for explanation of train operator codes and standard symbols)

- a Arrival time
- d Departure time
- u Stops to pick up only
- A Runs from 31 March. From Westbury
- B From Salisbury to Salisbury
- C Runs until 24 March. From Westbury
- D To Salisbury
- Z Runs from 7 January

London to Winchester, Fareham, Portsmouth, Southampton, Lymington, Yarmouth (IOW), Bournemouth and Weymouth

Sundays

Operator	SW	SW	SW	XC	GW	SW	SW	SW	SW	SW	SW	SW	XC	SW	SW	SW	SW
Days of operation/Notes 1st Class/Reservations/Bus/Ferry Catering facilities	□	□	□	□◇ ⚓	E	□	□	⚓	D	□	□	□	□◇ ⚓	□	□	⚓	□
London Waterloo (WAT)	15	d	0853			0935				0953				1035			
Clapham Junction (CLJ)	10	d	0903u			0945u				1003u				1045u			
Woking (WOK)		d	0928			1007				1028				1107			
Farnborough (Main) (FNB)		d															
Fleet (FLE)		d															
Reading (RDG)	7	d		0952									1048				
Basingstoke (BSK)		d	0948	1011		1027				1048			1111	1127			
Micheldever (MIC)		d	0958							1058							
Winchester (WIN)		d	1008	1027		1044				1108			1127	1144			
Shawford (SHW)		d	1012							1112							
Romsey (ROM)		d							1035								1135
Chandlers Ford (CFR)		d							1042								1142
Eastleigh (ESL)	3	a	1018						1048	1118							1148
Eastleigh (ESL)	3	d	1022	1026					1054	1122	1126						1154
Hedge End (HDE)		d		1032							1132						
Botley (BOE)		d		1036							1136						
Fareham (FRM)		a		1043							1143						
Portchester (PTC)		a		1050							1150						
Cosham (CSA)		a		1054							1154						
Hilsea (HLS)		a		1100							1200						
Fratton (FTN)		a		1111							1209						
Portsmouth & Southsea (PMS)		a		1114							1213						
Portsmouth Harbour (PMH)		a		1120							1220						
Southampton Airport Parkwy (SOA)		d	1027		1035	1053			1058	1127			1135	1153			1158
Swaythling (SWG)		d							1100								1200
St Denys (SDN)		d							1103								1203
Southampton Central (SOU)		a	1034		1042	1100			1108	1134			1143	1200			1208
Southampton Central (SOU)		d	1035		1050	1103			1110	1135			1150	1203			1210
Millbrook (Hants) (MBK)		d							1112								1212
Redbridge (RDB)		d							1116a								1216a
Totton (TTN)		d	1041							1141							
Ashurst New Forest (ANF)		d	1045							1145							
Beaulieu Road (BEU)		d	1050							1150							
Brockenhurst (BCU)	3	a	1056		1107	1116				1156				1216			
Brockenhurst (BCU)	3	d	1057	1059	1108	1117	1129			1157	1159			1217	1229		
Lymington Town (LYT)		d		1107			1137				1207			1237			
Lymington Pier (LYP)		a		1109			1139				1209			1239			
Lymington Pier (LYP)		d						1200									1300
Yarmouth (I.O.W.) (YMH)		a						1240									1340
Sway (SWY)		d	1101							1201							
New Milton (NWM)		d	1106			1124				1206				1224			
Hinton Admiral (HNA)		d	1110							1210							
Christchurch (CHR)		d	1115							1215							
Pokesdown (POK)		d	1119							1219							
Bournemouth (BMH)		a	1123		1126	1134				1223			1226	1234			
Bournemouth (BMH)		d	1124			1139				1224				1239			
Branksome (BSM)		d				1144								1244			
Parkstone (Dorset) (PKS)		d				1147								1247			
Poole (POO)	4	a	1133			1150				1233				1250			
Poole (POO)	4	d				1151								1251			
Hamworthy (HAM)		d				1156								1256			
Holton Heath (HOL)		d															
Wareham (WRM)		d				1203								1303			
Wool (WOO)		d				1210								1310			
Moreton (Dorset) (MTN)		d				1216								1316			
Dorchester South (DCH)		d				1224								1324			
Dorchester West (DCW)		d				1139											
Upwey (UPW)		d				1147	1231							1331			
Weymouth (WEY)		a				1152	1235							1335			

NOTES (see introductory pages for explanation of train operator codes and standard symbols)

- a Arrival time
- d Departure time
- u Stops to pick up only
- D To Salisbury
- E From Bristol Temple Meads
- F From Birmingham New Street
- Z Runs from 7 January

London to Winchester, Fareham, Portsmouth, Southampton, Lymington, Yarmouth (IOW), Bournemouth and Weymouth

Sundays

Operator	SW	SW	SW	XC	GW	SW	SW	SW	SW	SW	SW	SW	XC	SW	SW	SW	SW
Days of operation/Notes 1st Class/Reservations/Bus/Ferry Catering facilities	□	□	□	□◇ ⚓	H	□	□	□ ⚓	□ D	□	□	□	□◇ ⚓	□	□	□ Z	□ D
London Waterloo (WAT)	15 d	1054				1135						1154					1235
Clapham Junction (CLJ)	10 d	1103u				1145u						1203u					1242u
Woking (WOK)	d	1128				1207						1228					1307
Farnborough (Main) (FNB)	d																
Fleet (FLE)	d																
Reading (RDG)	7 d			1152									1252				
Basingstoke (BSK)	d	1148		1211		1227						1248	1311	1327			
Micheldever (MIC)	d	1158										1258					
Winchester (WIN)	d	1208		1227		1244						1308	1327	1344			
Shawford (SHW)	d	1212										1312					
Romsey (ROM)	d									1235							1335
Chandlers Ford (CFR)	d									1242							1342
Eastleigh (ESL)	3 a	1218								1248		1318					1348
Eastleigh (ESL)	3 d	1222	1226							1254		1322	1326				1354
Hedge End (HDE)	d		1232										1332				
Botley (BOE)	d		1236										1336				
Fareham (FRM)	a		1243										1343				
Portchester (PTC)	a		1250										1350				
Cosham (CSA)	a		1254										1354				
Hilsea (HLS)	a		1300										1400				
Fratton (FTN)	a		1309										1409				
Portsmouth & Southsea (PMS)	a		1313										1413				
Portsmouth Harbour (PMH)	a		1320										1420				
Southampton Airport Parkwy (SOA)	← d	1227		1235		1253				1258	1327		1335	1353			1358
Swaythling (SWG)	d									1300							1400
St Denys (SDN)	d									1303							1403
Southampton Central (SOU)	a	1234		1244		1300				1308	1334		1344	1400			1408
Southampton Central (SOU)	d	1235		1250		1303				1310	1335		1350	1403			1410
Millbrook (Hants) (MBK)	d									1312							1412
Redbridge (RDB)	d									1316a							1416a
Totton (TTN)	d	1241										1341					
Ashurst New Forest (ANF)	d	1245										1345					
Beaulieu Road (BEU)	d	1250										1350					
Brockenhurst (BCU)	3 a	1256				1316						1356			1416		
Brockenhurst (BCU)	3 d	1257	1259			1317	1329					1357	1359	1417	1429		
Lymington Town (LYT)	d		1307				1337						1407		1437		
Lymington Pier (LYP)	a		1309				1339						1409		1439		
Lymington Pier (LYP)	⚓ d								1400								1500
Yarmouth (I.O.W.) (YMH)	⚓ a								1440								1540
Sway (SWY)	d	1301										1401					
New Milton (NWM)	d	1306				1324						1406		1424			
Hinton Admiral (HNA)	d	1310										1410					
Christchurch (CHR)	d	1315										1415					
Pokesdown (POK)	d	1319										1419					
Bournemouth (BMH)	a	1323		1327		1334						1423	1427	1434			
Bournemouth (BMH)	d	1324				1339						1424		1439			
Branksome (BSM)	d					1344								1444			
Parkstone (Dorset) (PKS)	d					1347								1447			
Poole (POO)	4 a	1333				1350						1433		1450			
Poole (POO)	4 d					1351								1451			
Hamworthy (HAM)	d					1356								1456			
Holton Heath (HOL)	d																
Wareham (WRM)	d					1403								1503			
Wool (WOO)	d					1410								1510			
Moreton (Dorset) (MTN)	d					1416								1516			
Dorchester South (DCH)	d					1424								1524			
Dorchester West (DCW)	d					1348											
Upwey (UPW)	d					1356	1431							1531			
Weymouth (WEY)	a					1401	1435							1535			

NOTES (see introductory pages for explanation of train operator codes and standard symbols)

- a Arrival time
- d Departure time
- u Stops to pick up only
- D To Salisbury
- G From Manchester Piccadilly
- H Runs from 31 March. From Swindon
- Z Runs from 7 January

London to Winchester, Fareham, Portsmouth, Southampton, Lymington, Yarmouth (IOW), Bournemouth and Weymouth

Sundays

Operator	SW	SW	SW	XC	GW	SW	SW	SW	SW	SW	SW	SW	XC	SW	SW	SW	SW
Days of operation/Notes 1st Class/Reservations/Bus/Ferry Catering facilities	□	□	□	□◇ ⚓	J	□	□	⚓	D	□	□	□	□◇ ⚓	□	□	Z	D
London Waterloo (WAT)	15 d	1254				1335						1354			1435		
Clapham Junction (CLJ)	10 d	1303u				1342u						1403u			1442u		
Woking (WOK)	d	1328				1407						1428			1507		
Farnborough (Main) (FNB)	d																
Fleet (FLE)	d																
Reading (RDG)	7 d			1352									1452				
Basingstoke (BSK)	d	1347		1411		1427						1447		1510	1527		
Micheldever (MIC)	d	1357										1457					
Winchester (WIN)	d	1407		1427		1444						1507		1527	1544		
Shawford (SHW)	d	1411										1511					
Romsey (ROM)	d								1435								1535
Chandlers Ford (CFR)	d								1442								1542
Eastleigh (ESL)	3 a	1417							1448		1517						1548
Eastleigh (ESL)	3 d	1420	1426						1454	1520	1526						1554
Hedge End (HDE)	d		1432														
Botley (BOE)	d		1436														
Fareham (FRM)	a		1443														
Portchester (PTC)	a		1450														
Cosham (CSA)	a		1454														
Hilsea (HLS)	a		1500														
Fratton (FTN)	a		1509														
Portsmouth & Southsea (PMS)	a		1513														
Portsmouth Harbour (PMH)	⚓ a		1520														
Southampton Airport Parkwy (SOA)	← d	1425		1435		1453			1458	1525			1535	1553			1558
Swaythling (SWG)	d								1500								1600
St Denys (SDN)	d								1503								1603
Southampton Central (SOU)	a	1432		1442		1500			1508	1532			1544	1600			1608
Southampton Central (SOU)	d	1433		1450		1503			1510	1533			1550	1603			1610
Millbrook (Hants) (MBK)	d								1512								1612
Redbridge (RDB)	d								1516a								1616a
Totton (TTN)	d	1439										1539					
Ashurst New Forest (ANF)	d	1443										1543					
Beaulieu Road (BEU)	d	1448										1548					
Brockenhurst (BCU)	3 a	1454				1516						1554			1616		
Brockenhurst (BCU)	3 d	1455	1459			1517	1529					1555	1559	1617	1629		
Lymington Town (LYT)	d		1507				1537						1607		1637		
Lymington Pier (LYP)	a		1509				1539						1609		1639		
Lymington Pier (LYP)	⚓ d							1600									1700
Yarmouth (I.O.W.) (YMH)	⚓ a							1640									1740
Sway (SWY)	d	1459										1559					
New Milton (NWM)	d	1504				1524						1604			1624		
Hinton Admiral (HNA)	d	1508										1608					
Christchurch (CHR)	d	1513										1613					
Pokesdown (POK)	d	1517										1617					
Bournemouth (BMH)	a	1521		1525		1534						1621		1625	1634		
Bournemouth (BMH)	d	1522				1539						1622			1639		
Branksome (BSM)	d					1544									1644		
Parkstone (Dorset) (PKS)	d					1547									1647		
Poole (POO)	4 a	1531				1550						1631			1650		
Poole (POO)	4 d					1551									1651		
Hamworthy (HAM)	d					1556									1656		
Holton Heath (HOL)	d																
Wareham (WRM)	d					1603									1703		
Wool (WOO)	d					1610									1710		
Moreton (Dorset) (MTN)	d					1616									1716		
Dorchester South (DCH)	d					1624									1724		
Dorchester West (DCW)	d					1543											
Upwey (UPW)	d					1552	1631								1731		
Weymouth (WEY)	a					1557	1635								1735		

NOTES (see introductory pages for explanation of train operator codes and standard symbols)

- a Arrival time
- d Departure time
- u Stops to pick up only
- D To Salisbury
- G From Manchester Piccadilly
- J From Swindon
- Z Runs from 7 January

London to Winchester, Fareham, Portsmouth, Southampton, Lymington, Yarmouth (IOW), Bournemouth and Weymouth

Sundays

Operator	SW	SW	SW	XC	SW	SW	SW	SW	SW	SW	SW	SW	XC	SW	SW	SW	SW
Days of operation/Notes 1st Class/Reservations/Bus/Ferry Catering facilities	□	□	□	□◇ ⚓	□	□ D	□	□ ⚓	□	□	□	□	□◇ ⚓	□	□ D	□	□
London Waterloo (WAT)	15 d	1454			1535				1550	1605				1635			1650
Clapham Junction (CLJ)	10 d	1503u			1542u				1558u	1612u				1642u			1658u
Woking (WOK)	d	1528			1607				1621	1637				1707			1721
Farnborough (Main) (FNB)	d								1632								1732
Fleet (FLE)	d																
Reading (RDG)	7 d			1552									1653				
Basingstoke (BSK)	d	1547		1611	1627				1647	1657			1711	1727			1747
Micheldever (MIC)	d	1558							1657								1757
Winchester (WIN)	d	1607		1627	1644				1707	1714			1727	1744			1807
Shawford (SHW)	d	1612							1712								1812
Romsey (ROM)	d					1635											1735
Chandlers Ford (CFR)	d					1642											1742
Eastleigh (ESL)	3 a	1617				1648			1717	1722				1748			1817
Eastleigh (ESL)	3 d	1621	1626			1654			1726	1723						1754	1826
Hedge End (HDE)	d		1632														
Botley (BOE)	d		1636														
Fareham (FRM)	a		1643														
Portchester (PTC)	a		1650														
Cosham (CSA)	a		1654														
Hilsea (HLS)	a		1700														
Fratton (FTN)	a		1709														
Portsmouth & Southsea (PMS)	a		1713														
Portsmouth Harbour (PMH)	a		1720														
Southampton Airport Parkwy (SOA)	d	1625		1635	1653	1658				1727			1735	1753	1758		
Swaythling (SWG)	d					1700									1800		
St Denys (SDN)	d					1703									1803		
Southampton Central (SOU)	a	1632		1642	1700	1708				1734			1744	1800	1808		
Southampton Central (SOU)	d	1634		1650	1703	1710				1736			1750	1803	1810		
Millbrook (Hants) (MBK)	d					1712									1812		
Redbridge (RDB)	d					1716a									1816a		
Totton (TTN)	d	1639															
Ashurst New Forest (ANF)	d	1644															
Beaulieu Road (BEU)	d	1648															
Brockenhurst (BCU)	3 a	1654			1716										1816		
Brockenhurst (BCU)	3 d	1655	1659		1717		1729			1757		1759		1817		1829	
Lymington Town (LYT)	d		1707				1737					1807				1837	
Lymington Pier (LYP)	a		1709				1739					1809				1839	
Lymington Pier (LYP)	d							1800									
Yarmouth (I.O.W.) (YMH)	a							1840									
Sway (SWY)	d	1700															
New Milton (NWM)	d	1705			1724										1824		
Hinton Admiral (HNA)	d	1709															
Christchurch (CHR)	d	1714															
Pokesdown (POK)	d	1717															
Bournemouth (BMH)	a	1721		1725	1734								1827	1834			
Bournemouth (BMH)	d	1723			1739										1839		
Branksome (BSM)	d				1744										1844		
Parkstone (Dorset) (PKS)	d				1747										1847		
Poole (POO)	4 a	1732			1750						1833				1850		
Poole (POO)	4 d				1751										1851		
Hamworthy (HAM)	d				1756										1856		
Holton Heath (HOL)	d																
Wareham (WRM)	d				1803										1903		
Wool (WOO)	d				1810										1910		
Moreton (Dorset) (MTN)	d				1818										1916		
Dorchester South (DCH)	d				1826										1924		
Dorchester West (DCW)	d																
Upwey (UPW)	d				1832										1931		
Weymouth (WEY)	a				1837										1935		

NOTES (see introductory pages for explanation of train operator codes and standard symbols)

- a Arrival time
- d Departure time
- u Stops to pick up only
- D To Salisbury
- G From Manchester Piccadilly

London to Winchester, Fareham, Portsmouth, Southampton, Lymington, Yarmouth (IOW), Bournemouth and Weymouth

Sundays

Operator	SW	SW	SW	XC	GW	SW	SW	SW	SW	SW	SW	SW	SW	XC	SW	SW	SW
Days of operation/Notes 1st Class/Reservations/Bus/Ferry Catering facilities	1	1	1	G 1 ◇ ⚓	E	1	D 1	1	Y 1	1	1	1	1	G 1 ◇ ⚓	1	D 1	1
London Waterloo (WAT)	15 d	1705				1735				1750	1805				1835		
Clapham Junction (CLJ)	10 d	1712u				1742u				1758u	1812u				1842u		
Woking (WOK)	d	1737				1807				1821	1837				1907		
Farnborough (Main) (FNB)	d									1832							
Fleet (FLE)	d																
Reading (RDG)	7 d			1752										1852			
Basingstoke (BSK)	d	1757		1811		1827				1847	1857			1911	1927		
Micheldever (MIC)	d									1857							
Winchester (WIN)	d	1814		1827		1844				1907	1914			1927	1944		
Shawford (SHW)	d									1912							
Romsey (ROM)	d						1835									1935	
Chandlers Ford (CFR)	d						1842									1942	
Eastleigh (ESL)	3 a	1822	←				1848			1917	1922	←				1948	
Eastleigh (ESL)	3 d	1823	1826				1854			1926	1923	1926				1954	
Hedge End (HDE)	d		1832							←		1932					
Botley (BOE)	d		1836									1936					
Fareham (FRM)	a		1843									1943					
Portchester (PTC)	a		1850									1950					
Cosham (CSA)	a		1854									1954					
Hilsea (HLS)	a		1900									2005					
Fratton (FTN)	a		1909									2009					
Portsmouth & Southsea (PMS)	a		1913									2013					
Portsmouth Harbour (PMH)	a		1920									2020					
Southampton Airport Parkwy (SOA)	← d	1827		1835		1854	1858				1927			1936	1954	1958	
Swaythling (SWG)	d						1900									2000	
St Denys (SDN)	d						1903									2003	
Southampton Central (SOU)	a	1834		1842		1901	1908				1934			1947	2001	2008	
Southampton Central (SOU)	d	1836		1850		1905	1910				1936			1950	2003	2010	
Millbrook (Hants) (MBK)	d						1912									2012	
Redbridge (RDB)	d						1916a									2016a	
Totton (TTN)	d	1841									1941						
Ashurst New Forest (ANF)	d	1846									1946						
Beaulieu Road (BEU)	d	1850									1950						
Brockenhurst (BCU)	3 a	1856		1903		1918					1956				2016		
Brockenhurst (BCU)	3 d	1857		1859	1910	1919		1929			1957		1959		2017		2029
Lymington Town (LYT)	d			1907				1937					2007				2037
Lymington Pier (LYP)	a			1909				1939					2009				2039
Lymington Pier (LYP)	d									2000							
Yarmouth (I.O.W.) (YMH)	a									2040							
Sway (SWY)	d	1901									2001						
New Milton (NWM)	d	1906				1925					2006				2023		
Hinton Admiral (HNA)	d	1910									2010						
Christchurch (CHR)	d	1915									2015						
Pokesdown (POK)	d	1919									2019						
Bournemouth (BMH)	a	1923		1926		1936					2023			2027	2034		
Bournemouth (BMH)	d	1924				1940					2024				2039		
Branksome (BSM)	d					1945									2044		
Parkstone (Dorset) (PKS)	d					1948									2047		
Poole (POO)	4 a	1933				1951					2033				2050		
Poole (POO)	4 d					1952									2051		
Hamworthy (HAM)	d					1957									2056		
Holton Heath (HOL)	d																
Wareham (WRM)	d					2004									2103		
Wool (WOO)	d					2011									2110		
Moreton (Dorset) (MTN)	d					2017									2117		
Dorchester South (DCH)	d					2025									2125		
Dorchester West (DCW)	d				1952												
Upwey (UPW)	d				2000	2032									2132		
Weymouth (WEY)	a				2005	2036									2136		

NOTES (see introductory pages for explanation of train operator codes and standard symbols)

- a Arrival time
- d Departure time
- u Stops to pick up only
- D To Salisbury
- E From Bristol Temple Meads
- G From Manchester Piccadilly
- Y Runs until 17 December

London to Winchester, Fareham, Portsmouth, Southampton, Lymington, Yarmouth (IOW), Bournemouth and Weymouth

Sundays

Operator	SW	SW	SW	SW	XC	SW	SW	SW	SW	SW	SW	SW	XC	GW	GW	SW	SW
Days of operation/Notes 1st Class/Reservations/Bus/Ferry Catering facilities	□	□	□	□	G □◇ ⚡	□	D □	□	□	□	□	□	G □◇ ⚡	K	E	□	L □
London Waterloo (WAT)	15 d	1850	1905			1935			1950	2005						2035	
Clapham Junction (CLJ)	10 d	1858u	1912u			1942u			1958u	2012u						2042u	
Woking (WOK)	d	1921	1937			2007			2021	2037						2107	
Farnborough (Main) (FNB)	d	1932							2032								
Fleet (FLE)	d																
Reading (RDG)	7 d					1952							2052				
Basingstoke (BSK)	d	1947	1957			2011	2027		2047	2057			2111			2127	
Micheldever (MIC)	d	1957							2057								
Winchester (WIN)	d	2007	2014			2027	2044		2107	2114			2127			2144	
Shawford (SHW)	d	2012							2112								
Romsey (ROM)	d							2035						2111			2135
Chandlers Ford (CFR)	d							2042									2142
Eastleigh (ESL)	3 a	2017	2022	←				2049	2119	2122	←			2138			2148
Eastleigh (ESL)	3 d	2026	2023	2026				2054	2126	2123	2126	2126		2144			2154
Hedge End (HDE)	d	←		2032					←		2132			2150			
Botley (BOE)	d			2036							2136			2155			
Fareham (FRM)	a			2043							2143			2202			
Portchester (PTC)	a			2050							2150						
Cosham (CSA)	a			2054							2154						
Hilsea (HLS)	a			2100							2200						
Fratton (FTN)	a			2109							2209			2219			
Portsmouth & Southsea (PMS)	a			2113							2213			2223			
Portsmouth Harbour (PMH)	a			2120							2220			2228			
Southampton Airport Parkwy (SOA)	← d		2027			2038c	2054	2058			2127			2135		2153	2158
Swaythling (SWG)	d							2100									2201
St Denys (SDN)	d							2103									2204
Southampton Central (SOU)	a		2034			2045	2101	2108			2134			2142		2200	2209
Southampton Central (SOU)	d		2036			2050	2103	2111			2136			2150		2203	2210
Millbrook (Hants) (MBK)	d							2113									2213
Redbridge (RDB)	d							2117a									2216a
Totton (TTN)	d		2041								2141						
Ashurst New Forest (ANF)	d		2046								2146						
Beaulieu Road (BEU)	d		2050								2150						
Brockenhurst (BCU)	3 a		2056				2116				2156					2216	
Brockenhurst (BCU)	3 d		2057			2059	2117		2129		2157			2159		2217	
Lymington Town (LYT)	d					2107			2137					2207			
Lymington Pier (LYP)	a					2109			2139					2209			
Lymington Pier (LYP)	d																
Yarmouth (I.O.W.) (YMH)	a																
Sway (SWY)	d		2101								2201						
New Milton (NWM)	d		2106				2124				2206					2224	
Hinton Admiral (HNA)	d		2110								2210						
Christchurch (CHR)	d		2115								2215						
Pokesdown (POK)	d		2119								2219						
Bournemouth (BMH)	a		2123			2126	2134				2223			2226		2234	
Bournemouth (BMH)	d		2124				2139				2224					2239	
Branksome (BSM)	d						2144									2244	
Parkstone (Dorset) (PKS)	d						2147									2247	
Poole (POO)	4 a		2133				2150				2233					2250	
Poole (POO)	4 d						2151									2251	
Hamworthy (HAM)	d						2156									2256	
Holton Heath (HOL)	d																
Wareham (WRM)	d						2203									2303	
Wool (WOO)	d						2210									2310	
Moreton (Dorset) (MTN)	d						2216									2316	
Dorchester South (DCH)	d						2224									2324	
Dorchester West (DCW)	d														2255		
Upwey (UPW)	d						2231								2304	2331	
Weymouth (WEY)	a						2236								2309	2336	

NOTES (see introductory pages for explanation of train operator codes and standard symbols)

- a Arrival time
- d Departure time
- u Stops to pick up only
- c Arrives 3 minutes earlier
- D To Salisbury
- E From Bristol Temple Meads
- G From Manchester Piccadilly
- K From Bristol Temple Meads to Portsmouth Harbour
- L To Romsey

London to Winchester, Fareham, Portsmouth, Southampton, Lymington, Yarmouth (IOW), Bournemouth and Weymouth

Sundays

Operator	SW	SW	SW	XC	SW	SW	SW	SW	SW	SW	SW	SW	SW	SW
Days of operation/Notes 1st Class/Reservations/Bus/Ferry Catering facilities	1	1	1	G 1 ◇ ⚓	1	D 1	1	1	1	1	1	1	1	MM M 1
London Waterloo (WAT)	15 d	2050	2105		2135		2150	2205		2250	2305			0010
Clapham Junction (CLJ)	10 d	2058u	2112u		2142u		2158u	2212u		2258u	2312u			0017u
Woking (WOK)	d	2121	2137		2207		2221	2237		2321	2337			0042
Farnborough (Main) (FNB)	d	2132								2332				
Fleet (FLE)	d													
Reading (RDG)	7 d			2152										
Basingstoke (BSK)	d	2147	2157	2210	2227		2247	2257		2347	2357			0101
Micheldever (MIC)	d	2157					2257			2357				
Winchester (WIN)	d	2207	2214	2225	2244		2307	2314		0007	0014			0118
Shawford (SHW)	d	2212					2312			0012				
Romsey (ROM)	d					2235								
Chandlers Ford (CFR)	d					2242								
Eastleigh (ESL)	3 a	2217	2222	←		2248	2317	2322	←	0017	0023	←		0126
Eastleigh (ESL)	3 d	2226	2223	2226			2254	2326	2323	2326	0030	0024	0030	0127
Hedge End (HDE)	d	←		2232				←		2332	←		0036s	
Botley (BOE)	d			2236						2336			0039s	
Fareham (FRM)	a			2243						2343			0047s	
Portchester (PTC)	a			2250						2350			0053s	
Cosham (CSA)	a			2254						2354			0057s	
Hilsea (HLS)	a			2300						0002				
Fratton (FTN)	a			2308						0007			0105s	
Portsmouth & Southsea (PMS)	a			2312						0010			0108s	
Portsmouth Harbour (PMH)	a			2316						0014			0112	
Southampton Airport Parkwy (SOA)	← d		2227		2235	2253	2258		2327			0028		0132
Swaythling (SWG)	d						2300							
St Denys (SDN)	d						2303					0032s		
Southampton Central (SOU)	a		2234	2242	2300	2308		2334				0037		0139
Southampton Central (SOU)	d		2236		2303	2310		2336				0040		
Millbrook (Hants) (MBK)	d						2312							
Redbridge (RDB)	d						2316a							
Totton (TTN)	d		2241						2341				0045s	
Ashurst New Forest (ANF)	d		2246						2346					
Beaulieu Road (BEU)	d													
Brockenhurst (BCU)	3 a		2254		2316				2354			0056s		
Brockenhurst (BCU)	3 d		2257		2317				2355					
Lymington Town (LYT)	d													
Lymington Pier (LYP)	a													
Lymington Pier (LYP)	d													
Yarmouth (I.O.W.) (YMH)	a													
Sway (SWY)	d		2301						2359					
New Milton (NWM)	d		2306		2324				0004			0104s		
Hinton Admiral (HNA)	d		2310						0008					
Christchurch (CHR)	d		2315						0013			0111s		
Pokesdown (POK)	d		2319						0017			0115s		
Bournemouth (BMH)	a		2323		2334				0021			0119		
Bournemouth (BMH)	d		2324		2339				0022			0120		
Branksome (BSM)	d				2344				0027			0125s		
Parkstone (Dorset) (PKS)	d				2347				0030			0128s		
Poole (POO)	4 a		2333		2350				0034			0132		
Poole (POO)	4 d				2351									
Hamworthy (HAM)	d				2356									
Holton Heath (HOL)	d													
Wareham (WRM)	d				0003									
Wool (WOO)	d				0010									
Moreton (Dorset) (MTN)	d				0016									
Dorchester South (DCH)	d				0024									
Dorchester West (DCW)	d													
Upwey (UPW)	d				0030									
Weymouth (WEY)	a				0035									

NOTES (see introductory pages for explanation of train operator codes and standard symbols)

- a Arrival time
- d Departure time
- s Stops to set down only
- u Stops to pick up only
- D To Salisbury
- G From Manchester Piccadilly
- M Also calls at Wimbledon 0023
- MM Monday mornings

Weymouth, Bournemouth, Yarmouth (IOW), Lymington, Southampton, Portsmouth and Fareham to Winchester and London

Mondays to Fridays

Operator	SW	XC	SW	SW	SW	XC	SW	SW	SW	SW	SW	SW	SW	SW	SW	XC	SW
Days of operation/Notes	1	A	B	1	1	A	D	1	C	D	E	1	1	1	1	A	1
1st Class/Reservations/Bus/Ferry	1	1	1	1	1	1	1	1	1	1	1	1	1	1	1	1	1
Catering facilities	1	1	1	1	1	1	1	1	1	1	1	1	1	1	1	1	1
Weymouth (WEY)	d																
Upwey (UPW)	d																
Dorchester West (DCW)	a																
Dorchester South (DCH)	d																
Moreton (Dorset) (MTN)	d																
Wool (WOO)	d																
Wareham (WRM)	d																
Holton Heath (HOL)	d																
Hamworthy (HAM)	d																
Poole (POO)	4 a																
Poole (POO)	4 d				0500	0523			0540					0555			
Parkstone (Dorset) (PKS)	d				0504	0527			0544					0559			
Branksome (BSM)	d				0507	0530			0547					0602			
Bournemouth (BMH)	a				0512	0535			0553					0607			
Bournemouth (BMH)	d				0515	0537			0555					0611		0630	
Pokesdown (POK)	d				0519	0541								0615			
Christchurch (CHR)	d				0523	0545								0619			
Hinton Admiral (HNA)	d					0550								0624			
New Milton (NWM)	d				0530	0554								0628			
Sway (SWY)	d					0559								0633			
Yarmouth (I.O.W.) (YMH)	d																
Lymington Pier (LYP)	a																
Lymington Pier (LYP)	d												0614				0644
Lymington Town (LYT)	d												0616				0646
Brockenhurst (BCU)	3 a				0536	0604			0610				0625	0638			0655
Brockenhurst (BCU)	3 d				0537				0611					0640			
Beaulieu Road (BEU)	d																
Ashurst New Forest (ANF)	d													0648			
Totton (TTN)	d				0548				0622					0653			
Redbridge (RDB)	d							0612									
Millbrook (Hants) (MBK)	d							0615									
Southampton Central (SOU)	a				0554			0618	0628		←			0658		0702	
Southampton Central (SOU)	d	0452	0515		0555		0615	0633	0630			0633	0643		0700		0715
St Denys (SDN)	d	0457						←				0639	0649				
Swaythling (SWG)	d	0500										0642	0652				
Southampton Airport Parkway (SOA) ←	d	0503	0523		0603		0623		0638			0645	0655		0708		0723
Portsmouth Harbour (PMH)	d			0500						0550						0624	
Portsmouth & Southsea (PMS)	d			0505						0555						0629	
Fratton (FTN)	d			0509						0559						0633	
Hilsea (HLS)	d			0513						0603						0637	
Cosham (CSA)	d			0519						0608						0643	
Portchester (PTC)	d			0523						0613						0648	
Fareham (FRM)	d			0529						0620						0655	
Botley (BOE)	d			0537						0629						0703	
Hedge End (HDE)	d			0541						0634						0707	
Eastleigh (ESL)	3 a	0506		0547	0607					0642	0649	0659				0713	
Eastleigh (ESL)	3 d	0507		0549	0608					0643	0650	0659				0715	
Chandlers Ford (CFR)	d										0655						
Romsey (ROM)	a										0703						
Shawford (SHW)	d	0513		0555						0649		0705					
Winchester (WIN)	d	0519	0531	0601	0618		0633		0647	0655		0711		0718	0725	0731	
Micheldever (MIC)	d	0527		0610						0703					0733		
Basingstoke (BSK)	a	0538	0546	0621	0635		0650		0704	0714		0727		0734	0744	0746	
Reading (RDG)	7 a		0606				0708										0809
Fleet (FLE)	a	0550		0639								0749					
Farnborough (Main) (FNB)	a	0556		0645								0755					
Woking (WOK)	a	0605		0657	0655					0734		0808			0805		
Clapham Junction (CLJ)	10 a	0625			0716												
London Waterloo (WAT)	15 a	0634		0731	0727				0747	0806		0838		0819	0836		

NOTES (see introductory pages for explanation of train operator codes and standard symbols)

- a Arrival time
- d Departure time
- A To Manchester Piccadilly
- B Also calls at Hook 0630, Winchfield 0634 and Brookwood 0652
- C Also calls at Surbiton 0746
- D From Salisbury
- E Also calls at Hook 0740, Winchfield 0744 and Brookwood 0802

Weymouth, Bournemouth, Yarmouth (IOW), Lymington, Southampton, Portsmouth and Fareham to Winchester and London

Mondays to Fridays

Operator	SW D	SW Y	SW	SW	SW	SW	SW	XC A	SN H	GW G	SW Z	SW	SW	SW	SW	SW D	SW
Days of operation/Notes 1st Class/Reservations/Bus/Ferry Catering facilities																	
Weymouth (WEY)	d						0724			0733					0755		
Upwey (UPW)	d						0728			0738					0759		
Dorchester West (DCW)	a									0746							
Dorchester South (DCH)	d						0736								0807		
Moreton (Dorset) (MTN)	d						0742								0814		
Wool (WOO)	d						0748								0820		
Wareham (WRM)	d						0755								0827		
Holton Heath (HOL)	d						0759								0830		
Hamworthy (HAM)	d						0804								0835		
Poole (POO)	4 a						0808								0840		
Poole (POO)	4 d					0804	0809								0841		
Parkstone (Dorset) (PKS)	d					0808	0813								0845		
Branksome (BSM)	d					0811	0817								0848		
Bournemouth (BMH)	a					0816	0822								0854		
Bournemouth (BMH)	d				0802	0818		0823	0840						0856		
Pokesdown (POK)	d				0806	0821		0827									
Christchurch (CHR)	d				0810	0825		0831									
Hinton Admiral (HNA)	d				0815			0836									
New Milton (NWM)	d				0819	0832		0840									
Sway (SWY)	d				0824			0845									
Yarmouth (I.O.W.) (YMH)	d		0730								0800						
Lymington Pier (LYP)	a		0810								0840						
Lymington Pier (LYP)	d			0814								0844					0914
Lymington Town (LYT)	d			0816								0846					0916
Brockenhurst (BCU)	3 a			0825	0829	0839		0849				0855		0910			0925
Brockenhurst (BCU)	3 d				0830	0840		0850						0911			
Beaulieu Road (BEU)	d				0835												
Ashurst New Forest (ANF)	d				0839			0858									
Totton (TTN)	d				0844			0903					0903				
Redbridge (RDB)	d	0824															0924
Millbrook (Hants) (MBK)	d	0828															0928
Southampton Central (SOU)	a	0831			0854	0858		0913						0918	0926		0932
Southampton Central (SOU)	d	0835			0902	0900	0902		0915	0926				0930			0935
St Denys (SDN)	d	0840					0907										0940
Swaythling (SWG)	d	0843					0910										0943
Southampton Airport Parkway (SOA)	d	0846				0908	0913		0923	0934				0938			0946
Portsmouth Harbour (PMH)	d																0859
Portsmouth & Southsea (PMS)	d																0904
Fratton (FTN)	d																0908
Hilsea (HLS)	d																0912
Cosham (CSA)	d																0917
Portchester (PTC)	d																0922
Fareham (FRM)	d																0928
Botley (BOE)	d																0935
Hedge End (HDE)	d																0940
Eastleigh (ESL)	3 a	0850					0916								0946	0950	
Eastleigh (ESL)	3 d	0850					0917								0947	0950	
Chandlers Ford (CFR)	d	0855															0955
Romsey (ROM)	a	0903															1003
Shawford (SHW)	d						0922										
Winchester (WIN)	d				0918	0927a		0933						0948	0956		
Micheldever (MIC)	d														1006		
Basingstoke (BSK)	a				0936			0948							1016		
Reading (RDG)	7 a							1010									
Fleet (FLE)	a																1027
Farnborough (Main) (FNB)	a																1033
Woking (WOK)	a				0955									1021	1043		
Clapham Junction (CLJ)	10 a					1015											
London Waterloo (WAT)	15 a					1024								1049	1109		

NOTES (see introductory pages for explanation of train operator codes and standard symbols)

- a Arrival time
- d Departure time
- A To Manchester Piccadilly
- D From Salisbury
- G To Gloucester
- H To Brighton
- Y Runs until 29 December
- Z Runs from 2 January

Weymouth, Bournemouth, Yarmouth (IOW), Lymington, Southampton, Portsmouth and Fareham to Winchester and London

Mondays to Fridays

Operator	SW	SW	SW	SW	SW	SW	SW	GW	XC	SW	SW	SW	SW	SW	SW	SW	SW
Days of operation/Notes	□	D □	□	□	□	□	□	G	A	Y	Z	□	□	□	D □	□	□
1st Class/Reservations/Bus/Ferry	□	□	□	□	□	□	□	□	□	□	□	□	□	□	□	□	□
Catering facilities	□	□	□	□	□	□	□	□	□	□	□	□	□	□	□	□	□
Weymouth (WEY)	d					1120		1129						1203			
Upwey (UPW)	d					1124		1134									
Dorchester West (DCW)	a							1142									
Dorchester South (DCH)	d					1133								1213			
Moreton (Dorset) (MTN)	d					1139											
Wool (WOO)	d					1145											
Wareham (WRM)	d					1153								1228			
Holton Heath (HOL)	d					1156											
Hamworthy (HAM)	d					1201								1235			
Poole (POO)	4 a					1206								1239			
Poole (POO)	4 d					1200	1207							1240			
Parkstone (Dorset) (PKS)	d					1204								1244			
Branksome (BSM)	d					1208								1248			
Bournemouth (BMH)	a					1213	1217							1254			
Bournemouth (BMH)	d			1202		1222			1245					1259			1302
Pokesdown (POK)	d			1206		1226											1306
Christchurch (CHR)	d			1210		1230											1310
Hinton Admiral (HNA)	d			1215													1315
New Milton (NWM)	d			1219		1237											1319
Sway (SWY)	d			1224													1324
Yarmouth (I.O.W.) (YMH)	d									1145	1205						
Lymington Pier (LYP)	a									1225	1245						
Lymington Pier (LYP)	d				1227							1257					1327
Lymington Town (LYT)	d				1229							1259					1329
Brockenhurst (BCU)	3 a			1229	1238	1243						1308	1313				1329 1338
Brockenhurst (BCU)	3 d			1230		1244							1314				1330
Beaulieu Road (BEU)	d			1235													
Ashurst New Forest (ANF)	d			1239													1339
Totton (TTN)	d			1244													1344
Redbridge (RDB)	d		1227														1327
Millbrook (Hants) (MBK)	d		1231														1331
Southampton Central (SOU)	a		1234	1252		1258			1313				1328		1334	1351	
Southampton Central (SOU)	d		1235	1255		1300			1315				1330		1335	1355	
St Denys (SDN)	d		1240												1340		
Swaythling (SWG)	d		1243												1343		
Southampton Airport Parkway (SOA)	← d		1246	1303		1308			1323				1338		1346	1403	
Portsmouth Harbour (PMH)	← d	1159													1259		
Portsmouth & Southsea (PMS)	d	1204													1304		
Fratton (FTN)	d	1208													1308		
Hilsea (HLS)	d	1212													1312		
Cosham (CSA)	d	1217													1317		
Portchester (PTC)	d	1222													1322		
Fareham (FRM)	d	1229													1328		
Botley (BOE)	d	1235													1335		
Hedge End (HDE)	d	1241													1340		
Eastleigh (ESL)	3 a	1247	1250	1307			←								1346	1350	1406
Eastleigh (ESL)	3 d	1247	1250	1314			→	1314							1347	1350	1414
Chandlers Ford (CFR)	d		1255	→												1355	→
Romsey (ROM)	a		1303													1403	
Shawford (SHW)	d							1320									
Winchester (WIN)	d	1256				1318		1325a		1332				1348	1356		
Micheldever (MIC)	d	1305													1405		
Basingstoke (BSK)	a	1315				1334				1349					1415		
Reading (RDG)	7 a									1407							
Fleet (FLE)	a	1327													1427		
Farnborough (Main) (FNB)	a	1332													1433		
Woking (WOK)	a	1342												1420	1443		
Clapham Junction (CLJ)	10 a					1412											
London Waterloo (WAT)	← 15 a	1409				1421								1449	1510		

NOTES (see introductory pages for explanation of train operator codes and standard symbols)

- a Arrival time
- d Departure time
- A To Manchester Piccadilly
- D From Salisbury
- G To Gloucester
- Y Runs until 29 December
- Z Runs from 2 January

Weymouth, Bournemouth, Yarmouth (IOW), Lymington, Southampton, Portsmouth and Fareham to Winchester and London

Mondays to Fridays

Operator	SW	SW	SW	XC A	SW	SW	SW	SW	SW D	SW	SW	SW	SW	SW	GW G	XC A	SW MFO Y
Days of operation/Notes	1	1	1	1	1	1	1	1	1	1	1	1	1	1		1	1
1st Class/Reservations/Bus/Ferry Catering facilities	1	1	1	1	1	1	1	1	1	1	1	1	1	1		1	1
Weymouth (WEY)	d	1220						1303						1320		1328	
Upwey (UPW)	d	1224												1324		1333	
Dorchester West (DCW)	a														1341		
Dorchester South (DCH)	d	1233						1313						1333			
Moreton (Dorset) (MTN)	d	1239												1339			
Wool (WOO)	d	1245												1345			
Wareham (WRM)	d	1253						1328						1353			
Holton Heath (HOL)	d	1256												1356			
Hamworthy (HAM)	d	1301						1335						1401			
Poole (POO)	4 a	1306						1339						1406			
Poole (POO)	4 d	1300	1307					1340					1400	1407			
Parkstone (Dorset) (PKS)	d	1304						1344						1404			
Branksome (BSM)	d	1308						1348						1408			
Bournemouth (BMH)	a	1313	1317					1354						1413	1417		
Bournemouth (BMH)	d	1322		1345				1359			1402			1422			1445
Pokesdown (POK)	d	1326									1406			1426			
Christchurch (CHR)	d	1330									1410			1430			
Hinton Admiral (HNA)	d										1415						
New Milton (NWM)	d	1337									1419			1437			
Sway (SWY)	d										1424						
Yarmouth (I.O.W.) (YMH)	1 a				1305												1405
Lymington Pier (LYP)	1 a				1345												1445
Lymington Pier (LYP)	d					1357							1427				
Lymington Town (LYT)	d					1359							1429				
Brockenhurst (BCU)	3 a	1343				1408	1413				1429	1438		1443			
Brockenhurst (BCU)	3 d	1344					1414				1430			1444			
Beaulieu Road (BEU)	d										1435						
Ashurst New Forest (ANF)	d										1439						
Totton (TTN)	d										1444						
Redbridge (RDB)	d										1427						
Millbrook (Hants) (MBK)	d										1431						
Southampton Central (SOU)	a	1400		1413				1428		1433	1451			1458			1513
Southampton Central (SOU)	d	1402		1415				1430		1435	1455			1500			1515
St Denys (SDN)	d										1440						
Swaythling (SWG)	d										1443						
Southampton Airport Parkway (SOA)	1 a	1410		1423				1438		1446	1503			1508			1523
Portsmouth Harbour (PMH)	1 a										1359						
Portsmouth & Southsea (PMS)	d										1404						
Fratton (FTN)	d										1408						
Hilsea (HLS)	d										1412						
Cosham (CSA)	d										1417						
Portchester (PTC)	d										1422						
Fareham (FRM)	d										1428						
Botley (BOE)	d										1436						
Hedge End (HDE)	d										1440						
Eastleigh (ESL)	3 a										1446	1450	1509				
Eastleigh (ESL)	3 d		1414								1447	1450	1511				
Chandlers Ford (CFR)	d										1455						
Romsey (ROM)	a										1503						
Shawford (SHW)	d		1419														1516
Winchester (WIN)	d	1419	1425a	1431				1448	1457					1518	1521a		1531
Micheldever (MIC)	d								1505								
Basingstoke (BSK)	a	1435		1446					1515					1535			1546
Reading (RDG)	7 a			1506													1609
Fleet (FLE)	a								1527								
Farnborough (Main) (FNB)	a								1533								
Woking (WOK)	a							1520	1543								
Clapham Junction (CLJ)	10 a	1511												1612			
London Waterloo (WAT)	15 a	1520						1549	1609					1621			

NOTES (see introductory pages for explanation of train operator codes and standard symbols)

- a Arrival time
- d Departure time
- A To Manchester Piccadilly
- D From Salisbury
- G To Gloucester
- Y Runs until 29 December
- MFO Mondays and Fridays only

Weymouth, Bournemouth, Yarmouth (IOW), Lymington, Southampton, Portsmouth and Fareham to Winchester and London

Mondays to Fridays

Operator	SW	SW	SW	SW	SW	SW	SW	SW	SW	SW	XC	SW	SW	SW	SW	SW	SW
Days of operation/Notes	Z				D						A						
1st Class/Reservations/Bus/Ferry																	
Catering facilities																	
Weymouth (WEY)	d		1403							1420				1503			
Upwey (UPW)	d									1424							
Dorchester West (DCW)	a																
Dorchester South (DCH)	d		1413							1433				1513			
Moreton (Dorset) (MTN)	d									1439							
Wool (WOO)	d									1445							
Wareham (WRM)	d		1428							1453				1528			
Holton Heath (HOL)	d									1456							
Hamworthy (HAM)	d		1435							1501				1535			
Poole (POO)	4 a		1439							1506				1539			
Poole (POO)	4 d		1440							1500 1507				1540			
Parkstone (Dorset) (PKS)	d		1444							1504				1544			
Branksome (BSM)	d		1448							1508				1548			
Bournemouth (BMH)	a		1454							1513 1517				1554			
Bournemouth (BMH)	d		1459			1502				1522		1545		1559			1602
Pokesdown (POK)	d					1506				1526							1606
Christchurch (CHR)	d					1510				1530							1610
Hinton Admiral (HNA)	d					1515											1615
New Milton (NWM)	d					1519				1537							1619
Sway (SWY)	d					1524											1624
Yarmouth (I.O.W.) (YMH)	d	1405										1505					
Lymington Pier (LYP)	a	1445										1545					
Lymington Pier (LYP)	d		1457						1527				1557				
Lymington Town (LYT)	d		1459						1529				1559				
Brockenhurst (BCU)	3 a		1508	1513			1529	1538	1543				1608	1613			1629
Brockenhurst (BCU)	3 d			1514			1530		1544					1614			1630
Beaulieu Road (BEU)	d																1635
Ashurst New Forest (ANF)	d						1539										1639
Totton (TTN)	d						1544										1644
Redbridge (RDB)	d					1527											1627
Millbrook (Hants) (MBK)	d					1531											1631
Southampton Central (SOU)	a		1528			1534	1551			1558		1613		1628		1634	1651
Southampton Central (SOU)	d		1530			1535	1555			1600		1615		1630		1635	1652
St Denys (SDN)	d					1540										1640	1657
Swaythling (SWG)	d					1543										1643	1700
Southampton Airport Parkway (SOA)	d		1538			1546	1603			1608		1623		1638		1646	1704
Portsmouth Harbour (PMH)	d			1459												1559	
Portsmouth & Southsea (PMS)	d			1504												1604	
Fratton (FTN)	d			1508												1608	
Hilsea (HLS)	d			1512												1612	
Cosham (CSA)	d			1517												1617	
Portchester (PTC)	d			1522												1622	
Fareham (FRM)	d			1528												1628	
Botley (BOE)	d			1535												1635	
Hedge End (HDE)	d			1540												1640	
Eastleigh (ESL)	3 a			1546	1550	1608					←			1646	1650	1707	
Eastleigh (ESL)	3 d			1546	1550	1614					1614			1647	1650	1711	
Chandlers Ford (CFR)	d					1555	←									1655	←
Romsey (ROM)	a					1603										1703	
Shawford (SHW)	d										1619						
Winchester (WIN)	d		1548	1556						1618	1624a	1632		1648	1656		
Micheldever (MIC)	d			1604											1705		
Basingstoke (BSK)	a			1614						1634		1647			1715		
Reading (RDG)	7 a											1706					
Fleet (FLE)	a			1626											1726		
Farnborough (Main) (FNB)	a			1631											1732		
Woking (WOK)	a			1620	1641									1720	1742		
Clapham Junction (CLJ)	10 a									1712							
London Waterloo (WAT)	15 a			1649	1710					1724				1751	1813		

NOTES (see introductory pages for explanation of train operator codes and standard symbols)

- a Arrival time
- d Departure time
- A To Manchester Piccadilly
- D From Salisbury
- Z Runs from 2 January

Weymouth, Bournemouth, Yarmouth (IOW), Lymington, Southampton, Portsmouth and Fareham to Winchester and London

Mondays to Fridays

Operator	SW	SW	SW	SW	GW	XC	SW	SW	SW	SW	SW	SW	SW	SW	SW	SW	SW	SW
Days of operation/Notes					G	A								D				
1st Class/Reservations/Bus/Ferry Catering facilities	1	1	1	1		1	1	1	1	1	1	1	1	1	1	1	1	1
Weymouth (WEY)	d		1520		1528													1620
Upwey (UPW)	d		1524		1533													1624
Dorchester West (DCW)	a				1541													
Dorchester South (DCH)	d		1533															1633
Moreton (Dorset) (MTN)	d		1539															1639
Wool (WOO)	d		1545															1645
Wareham (WRM)	d		1553															1653
Holton Heath (HOL)	d		1556															1656
Hamworthy (HAM)	d		1601															1701
Poole (POO)	4 a		1606															1706
Poole (POO)	4 d		1600	1607														1700
Parkstone (Dorset) (PKS)	d		1604															1704
Branksome (BSM)	d		1608															1708
Bournemouth (BMH)	a		1613	1617														1713
Bournemouth (BMH)	d		1622															1722
Pokesdown (POK)	d		1626															1726
Christchurch (CHR)	d		1630															1730
Hinton Admiral (HNA)	d																	1715
New Milton (NWM)	d		1637															1719
Sway (SWY)	d																	1724
Yarmouth (I.O.W.) (YMH)	d																	
Lymington Pier (LYP)	a																	
Lymington Pier (LYP)	d	1627																1729
Lymington Town (LYT)	d	1629																1731
Brockenhurst (BCU)	3 a	1638	1643															1743
Brockenhurst (BCU)	3 d		1644															1744
Beaulieu Road (BEU)	d																	
Ashurst New Forest (ANF)	d																	1739
Totton (TTN)	d																	1744
Redbridge (RDB)	d																	1727
Millbrook (Hants) (MBK)	d																	1731
Southampton Central (SOU)	a		1658															1758
Southampton Central (SOU)	d		1700															1800
St Denys (SDN)	d																	1740
Swaythling (SWG)	d																	1757
Southampton Airport Parkway (SOA)	← d		1708															1800
Portsmouth Harbour (PMH)	d																	1746
Portsmouth & Southsea (PMS)	d																	1804
Fratton (FTN)	d																	1659
Hilsea (HLS)	d																	1704
Cosham (CSA)	d																	1708
Portchester (PTC)	d																	1712
Fareham (FRM)	d																	1717
Botley (BOE)	d																	1722
Hedge End (HDE)	d																	1728
Eastleigh (ESL)	3 a																	1735
Eastleigh (ESL)	3 d																	1741
Chandlers Ford (CFR)	d																	1741
Romsey (ROM)	a																	1747
Shawford (SHW)	d																	1750
Winchester (WIN)	d		1718	1719														1807
Micheldever (MIC)	d																	1755
Basingstoke (BSK)	a		1734	1741														1803
Reading (RDG)	7 a																	1809
Fleet (FLE)	a																	1815
Farnborough (Main) (FNB)	a																	1820
Woking (WOK)	a																	1842
Clapham Junction (CLJ)	10 a		1811															1911
London Waterloo (WAT)	15 a		1820															1920

NOTES (see introductory pages for explanation of train operator codes and standard symbols)

- a Arrival time
- d Departure time
- A To Manchester Piccadilly
- D From Salisbury
- G To Gloucester
- Z Runs from 2 January
- MFO Mondays and Fridays only

Weymouth, Bournemouth, Yarmouth (IOW), Lymington, Southampton, Portsmouth and Fareham to Winchester and London

Mondays to Fridays

Operator Days of operation/Notes 1st Class/Reservations/Bus/Ferry Catering facilities	SW	XC A	SW	SW	SW	SW	SW D	SW	SW	SW	SW	SW	SW	GW J	XC A	SW	SW	SW D	
	□	□◇ ⚓	⚓	□	□	□	□	□	□	□	□	□	□	□	□◇ ⚓	□	□	□	
Weymouth (WEY)	d				1703								1720			1728			1803
Upwey (UPW)	d												1724			1733			
Dorchester West (DCW)	a															1741			
Dorchester South (DCH)	d				1713								1733						1813
Moreton (Dorset) (MTN)	d												1739						
Wool (WOO)	d												1745						
Wareham (WRM)	d				1728								1753						1828
Holton Heath (HOL)	d												1756						
Hamworthy (HAM)	d				1735								1801						1835
Poole (POO)	4 a				1739								1806						1839
Poole (POO)	4 d				1740								1800 1807						1840
Parkstone (Dorset) (PKS)	d				1744								1804						1844
Branksome (BSM)	d				1748								1808						1848
Bournemouth (BMH)	a				1755								1813 1817						1854
Bournemouth (BMH)	d		1745		1759				1802				1822			1845	1859		
Pokesdown (POK)	d								1806				1826						
Christchurch (CHR)	d								1810				1830						
Hinton Admiral (HNA)	d								1815										
New Milton (NWM)	d								1819				1837						
Sway (SWY)	d								1824										
Yarmouth (I.O.W.) (YMH)	d			1705															
Lymington Pier (LYP)	a			1745															
Lymington Pier (LYP)	d				1759							1829							
Lymington Town (LYT)	d				1801							1831							
Brockenhurst (BCU)	3 a				1809	1813					1829	1839	1843			1859	1913		
Brockenhurst (BCU)	3 d					1814						1830				1900	1914		
Beaulieu Road (BEU)	d											1835							
Ashurst New Forest (ANF)	d											1839							
Totton (TTN)	d											1844							
Redbridge (RDB)	d								1827										1927
Millbrook (Hants) (MBK)	d								1831										1931
Southampton Central (SOU)	a		1813		1828			1834	1853				1859			1913	1928		1934
Southampton Central (SOU)	d		1815		1830			1835	1855				1900			1915	1930		1935
St Denys (SDN)	d							1840											1940
Swaythling (SWG)	d							1843											1943
Southampton Airport Parkway (SOA)	← d		1823		1838			1846	1903				1908			1923	1938		1946
Portsmouth Harbour (PMH)	d						1759												1859
Portsmouth & Southsea (PMS)	d						1804												1904
Fratton (FTN)	d						1808												1908
Hilsea (HLS)	d						1812												1912
Cosham (CSA)	d						1817												1917
Portchester (PTC)	d						1822												1922
Fareham (FRM)	d						1828												1928
Botley (BOE)	d						1835												1935
Hedge End (HDE)	d						1840												1940
Eastleigh (ESL)	3 a	←					1846	1850	1906					←					1946 1950
Eastleigh (ESL)	3 d	1812					1847	1850	1914					1914					1946 1950
Chandlers Ford (CFR)	d							1855											1956
Romsey (ROM)	a							1903											2003
Shawford (SHW)	d	1817														1919			
Winchester (WIN)	d	1823	1832		1848	1856							1918	1925		1931	1948	1956	
Micheldever (MIC)	d					1905													2004
Basingstoke (BSK)	a	1840	1847			1915							1934	1941		1946			2015
Reading (RDG)	7 a		1908													2009			
Fleet (FLE)	a						1926												2026
Farnborough (Main) (FNB)	a						1932												2032
Woking (WOK)	a				1925	1942											2021		2042
Clapham Junction (CLJ)	10 a												2011						
London Waterloo (WAT)	← 15 a				1951	2009							2020				2049	2109	

NOTES (see introductory pages for explanation of train operator codes and standard symbols)

- a Arrival time
- d Departure time
- A To Manchester Piccadilly
- D From Salisbury
- J To Bristol Temple Meads

Weymouth, Bournemouth, Yarmouth (IOW), Lymington, Southampton, Portsmouth and Fareham to Winchester and London

Mondays to Fridays

	Operator	SW	SW	SW	SW	SW	XC	SW	SW	SW	SW	SW	SW	SW	SW	SW	SW	SW
Days of operation/Notes		MFO					K				L	D	Z	Y				
1st Class/Reservations/Bus/Ferry		Z					◇											
Weymouth (WEY)	d					1820				1903								1920
Upwey (UPW)	d					1824												1924
Dorchester West (DCW)	a																	
Dorchester South (DCH)	d					1833				1913								1937e
Moreton (Dorset) (MTN)	d					1839												1943
Wool (WOO)	d					1845												1949
Wareham (WRM)	d					1853				1928								1957
Holton Heath (HOL)	d					1856												
Hamworthy (HAM)	d					1901				1935								2003
Poole (POO)	4 a					1906				1939								2008
Poole (POO)	4 d					1900				1940							1950	2009
Parkstone (Dorset) (PKS)	d					1904				1944							1954	
Branksome (BSM)	d					1908				1948							1957	
Bournemouth (BMH)	a					1913				1954							2002	2018
Bournemouth (BMH)	d					1902			1945	1959							2005	2022
Pokesdown (POK)	d					1906											2009	2026
Christchurch (CHR)	d					1910											2013	2030
Hinton Admiral (HNA)	d					1915											2018	
New Milton (NWM)	d					1919											2022	2037
Sway (SWY)	d					1924											2027	
Yarmouth (I.O.W.) (YMH)	d	1805											1905	1910				
Lymington Pier (LYP)	a	1845											1945	1950				
Lymington Pier (LYP)	d					1903				1933							2003	
Lymington Town (LYT)	d					1905				1935							2005	
Brockenhurst (BCU)	3 a					1914				1944							2014	
Brockenhurst (BCU)	3 d					1930				2014								2033
Beaulieu Road (BEU)	d																	2038
Ashurst New Forest (ANF)	d					1939												2042
Totton (TTN)	d					1944												2047
Redbridge (RDB)	d												2027					
Millbrook (Hants) (MBK)	d												2031					
Southampton Central (SOU)	a					1951			2013	2029			2034				2053	2058
Southampton Central (SOU)	d					1955			2015	2030			2035				2055	2100
St Denys (SDN)	d												2040					
Swaythling (SWG)	d												2043					
Southampton Airport Parkway (SOA) ←	d					2003			2023	2038			2046				2103	2107
Portsmouth Harbour (PMH)	d												1959					
Portsmouth & Southsea (PMS)	d												2004					
Fratton (FTN)	d												2008					
Hilsea (HLS)	d												2012					
Cosham (CSA)	d												2017					
Portchester (PTC)	d												2022					
Fareham (FRM)	d												2029					
Botley (BOE)	d												2037					
Hedge End (HDE)	d												2041					
Eastleigh (ESL)	3 a					2006							2048	2050			2106	←
Eastleigh (ESL)	3 d					2011			2011				2049	2050			2110	2110
Chandlers Ford (CFR)	d													2055				
Romsey (ROM)	a													2103				
Shawford (SHW)	d												2055					2116
Winchester (WIN)	d					2018			2032	2048			2101				2118	2121a
Micheldever (MIC)	d												2110					
Basingstoke (BSK)	a					2034			2047				2123				2134	
Reading (RDG)	7 a								2107									
Fleet (FLE)	a												2140					
Farnborough (Main) (FNB)	a												2145					
Woking (WOK)	a					2054				2120			2158				2153	
Clapham Junction (CLJ)	10 a					2117											2213	
London Waterloo (WAT)	15 a					2129				2149			2234				2222	

NOTES (see introductory pages for explanation of train operator codes and standard symbols)

- a Arrival time
- d Departure time
- e Arrives 6 minutes earlier
- D From Salisbury
- K To Birmingham New Street
- L Also calls at Hook 2131, Winchfield 2135, Brookwood 2153, Weybridge 2205, Walton-On-Thames 2209 and Surbiton 2216
- Y Runs until 29 December
- Z Runs from 2 January
- MFO Mondays and Fridays only

Weymouth, Bournemouth, Yarmouth (IOW), Lymington, Southampton, Portsmouth and Fareham to Winchester and London

Mondays to Fridays











Operator	SW	SW	SW	SW	GW	SW	SW	SW	GW	SW	SW	SW	SW	SW	SW	SW	SW	GW
Days of operation/Notes			M	D	J	MFO			J			D	Y	Z		N	FX	P
1st Class/Reservations/Bus/Ferry	Ⓜ	Ⓜ	Ⓜ	Ⓜ			Ⓜ	Ⓜ		Ⓜ	Ⓜ	Ⓜ			Ⓜ	Ⓜ		
Weymouth (WEY)	d	1959						2007	2014							2100	2128	
Upwey (UPW)	d							2011	2019							2104	2133	
Dorchester West (DCW)	a								2027									2141
Dorchester South (DCH)	d	2011c						2021										2112
Moreton (Dorset) (MTN)	d							2027										2118
Wool (WOO)	d							2033										2124
Wareham (WRM)	d	2028c						2042c										2132
Holton Heath (HOL)	d																	
Hamworthy (HAM)	d	2035						2048										2138
Poole (POO)	4 a	2039						2053										2143
Poole (POO)	4 d	2040						2054										2144
Parkstone (Dorset) (PKS)	d	2044						2058										2148
Branksome (BSM)	d	2048						2101										2151
Bournemouth (BMH)	a	2054						2107										2157
Bournemouth (BMH)	d	2059						2112										2212
Pokesdown (POK)	d							2116										2216
Christchurch (CHR)	d							2120										2220
Hinton Admiral (HNA)	d							2125										2225
New Milton (NWM)	d							2129										2229
Sway (SWY)	d							2134										2234
Yarmouth (I.O.W.) (YMH)	d						2005						2050	2105				
Lymington Pier (LYP)	a						2045						2130	2145				
Lymington Pier (LYP)	d	2033						2103		2133						2203		
Lymington Town (LYT)	d	2035						2105		2135						2205		
Brockenhurst (BCU)	3 a	2044	2113					2114	2138	2144						2214	2238	
Brockenhurst (BCU)	3 d		2114						2139									2239
Beaulieu Road (BEU)	d																	
Ashurst New Forest (ANF)	d							2147										2247
Totton (TTN)	d							2152										2252
Redbridge (RDB)	d			2127								2227						
Millbrook (Hants) (MBK)	d			2131								2231						
Southampton Central (SOU)	a		2128	2134				2157				2234						2257
Southampton Central (SOU)	d		2130	2135				2200				2235						2300
St Denys (SDN)	d			2140								2240						
Swaythling (SWG)	d			2143								2243						
Southampton Airport Parkwy (SOA) ↔	d		2138	2146				2208				2246						2308
Portsmouth Harbour (PMH)	d		2059		2123						2154							
Portsmouth & Southsea (PMS)	d		2104		2127						2159							
Fratton (FTN)	d		2108		2131						2203							
Hilsea (HLS)	d		2112								2207							
Cosham (CSA)	d		2117								2212							
Portchester (PTC)	d		2122								2217							
Fareham (FRM)	d		2128		2147c						2223							
Botley (BOE)	d		2135								2230							
Hedge End (HDE)	d		2140								2235							
Eastleigh (ESL)	3 a		2146	2150	2202			2211			2242	2250						2311
Eastleigh (ESL)	3 d		2147	2150				2212				2250						2312
Chandlers Ford (CFR)	d			2155								2255						
Romsey (ROM)	a			2203								2304						
Shawford (SHW)	d							2218										2318
Winchester (WIN)	d		2148	2156				2224										2324
Micheldever (MIC)	d			2205														2333
Basingstoke (BSK)	a			2216				2240										2343
Reading (RDG)	7 a																	
Fleet (FLE)	a			2240														0001
Farnborough (Main) (FNB)	a			2245														0006
Woking (WOK)	a		2219	2258				2259										0018
Clapham Junction (CLJ)	10 a							2322										
London Waterloo (WAT)	15 a		2244	2336				2331										

NOTES (see introductory pages for explanation of train operator codes and standard symbols)

- a Arrival time
- d Departure time
- c Arrives 3 minutes earlier
- D From Salisbury
- J To Bristol Temple Meads
- M Also calls at Hook 2231, Winchfield 2235, Brookwood 2253, Weybridge 2305, Walton-On-Thames 2309 and Surbiton 2316
- N Also calls at Hook 2351, Winchfield 2355 and Brookwood 0013
- P To Westbury
- Y Runs until 29 December
- Z Runs from 2 January
- FX Not Fridays
- MFO Mondays and Fridays only

Weymouth, Bournemouth, Yarmouth (IOW), Lymington, Southampton, Portsmouth and Fareham to Winchester and London

Mondays to Fridays

Operator	SW	SW	SW	SW	SW
Days of operation/Notes 1st Class/Reservations/Bus/Ferry	Z 		D 		
Weymouth (WEY)	d			2210	2310
Upwey (UPW)	d			2214	2314
Dorchester West (DCW)	a				
Dorchester South (DCH)	d			2223	2322
Moreton (Dorset) (MTN)	d			2229	2328
Wool (WOO)	d			2235	2334
Wareham (WRM)	d			2242	2342
Holton Heath (HOL)	d				
Hamworthy (HAM)	d			2249	2348
Poole (POO)	4 a			2253	2353
Poole (POO)	4 d			2254	2354
Parkstone (Dorset) (PKS)	d			2258	
Branksome (BSM)	d			2302	
Bournemouth (BMH)	a			2307	0003
Bournemouth (BMH)	d			2312	
Pokesdown (POK)	d			2316	
Christchurch (CHR)	d			2320	
Hinton Admiral (HNA)	d			2325	
New Milton (NWM)	d			2329	
Sway (SWY)	d			2334	
Yarmouth (I.O.W.) (YMH)	 d	2150			
Lymington Pier (LYP)	 a	2230			
Lymington Pier (LYP)	d		2236		
Lymington Town (LYT)	d		2238		
Brockenhurst (BCU)	3 a		2247	2338	
Brockenhurst (BCU)	3 d			2339	
Beaulieu Road (BEU)	d				
Ashurst New Forest (ANF)	d			2347	
Totton (TTN)	d			2352	
Redbridge (RDB)	d			2316	
Millbrook (Hants) (MBK)	d			2319	
Southampton Central (SOU)	a			2322	2358
Southampton Central (SOU)	d			2323	
St Denys (SDN)	d			2328	
Swaythling (SWG)	d			2331	
Southampton Airport Parkway (SOA) 	d			2334	
Portsmouth Harbour (PMH)	 d				
Portsmouth & Southsea (PMS)	d				
Fratton (FTN)	d				
Hilsea (HLS)	d				
Cosham (CSA)	d				
Portchester (PTC)	d				
Fareham (FRM)	d				
Botley (BOE)	d				
Hedge End (HDE)	d				
Eastleigh (ESL)	3 a			2338	
Eastleigh (ESL)	3 d			2338	
Chandlers Ford (CFR)	d			2343	
Romsey (ROM)	a			2351	
Shawford (SHW)	d				
Winchester (WIN)	d				
Micheldever (MIC)	d				
Basingstoke (BSK)	a				
Reading (RDG)	7 a				
Fleet (FLE)	a				
Farnborough (Main) (FNB)	a				
Woking (WOK)	a				
Clapham Junction (CLJ)	10 a				
London Waterloo (WAT)	 15 a				

NOTES (see introductory pages for explanation of train operator codes and standard symbols)

- a Arrival time
- d Departure time
- D From Salisbury
- Z Runs from 2 January

Weymouth, Bournemouth, Yarmouth (IOW), Lymington, Southampton, Portsmouth and Fareham to Winchester and London

Saturdays

Operator	SW A	XC B	SW A	SW	SW C	SW	XC B	SW	SW D	SW	SW	SW	SW	SW	XC B	SW	SW
Days of operation/Notes 1st Class/Reservations/Bus/Ferry Catering facilities	1	1◇ ⚓	1	1	1	1	1◇	1	1	1	1	1	1	1	1◇ ⚓	1	1
Weymouth (WEY)	d																0542
Upwey (UPW)	d																
Dorchester West (DCW)	a																
Dorchester South (DCH)	d																0552
Moreton (Dorset) (MTN)	d																
Wool (WOO)	d																0602
Wareham (WRM)	d																0610
Holton Heath (HOL)	d																0613
Hamworthy (HAM)	d																0618
Poole (POO)	4 a																0623
Poole (POO)	4 d									0528							0624
Parkstone (Dorset) (PKS)	d									0532							0628
Branksome (BSM)	d									0536							0631
Bournemouth (BMH)	a									0541							0637
Bournemouth (BMH)	d									0543					0633		0642
Pokesdown (POK)	d									0547							0646
Christchurch (CHR)	d									0551							0650
Hinton Admiral (HNA)	d									0556							0655
New Milton (NWM)	d									0600							0700
Sway (SWY)	d									0605							0705
Yarmouth (I.O.W.) (YMH)	d	⚓															
Lymington Pier (LYP)	a	⚓															
Lymington Pier (LYP)	d												0627				0657
Lymington Town (LYT)	d												0629				0659
Brockenhurst (BCU)	3 a									0610			0637				0709
Brockenhurst (BCU)	3 d									0611							0710
Beaulieu Road (BEU)	d																
Ashurst New Forest (ANF)	d									0618							0718
Totton (TTN)	d									0623							0723
Redbridge (RDB)	d									0616							
Millbrook (Hants) (MBK)	d									0620							
Southampton Central (SOU)	a									0624	0629		←		0704		0728
Southampton Central (SOU)	d	0511	0515		0530	0600	0616		0635	0630			0635		0700	0715	0730
St Denys (SDN)	d				0535				→				0640				
Swaythling (SWG)	d				0538								0643				
Southampton Airport Parkway (SOA)	← d	0519	0523		0541	0608	0624			0638			0646		0708	0723	0738
Portsmouth Harbour (PMH)	d							0540				0556					
Portsmouth & Southsea (PMS)	d							0544				0601					
Fratton (FTN)	d							0548				0605					
Hilsea (HLS)	d											0609					
Cosham (CSA)	d			0509				0556				0614					
Portchester (PTC)	d			0513								0619					
Fareham (FRM)	d			0519				0605				0625					
Botley (BOE)	d			0527								0632					
Hedge End (HDE)	d			0531								0637					
Eastleigh (ESL)	3 a	0523		←	0537	0545	0611		0618			0643	0650		0711		
Eastleigh (ESL)	3 d	0524		0524		0546	0613					0644	0650		0713		
Chandlers Ford (CFR)	d	→											0655				
Romsey (ROM)	a												0703				
Shawford (SHW)	d				0552							0650			0719		
Winchester (WIN)	d		0531	0536	0600c	0623	0632			0648	0656			0725	0733		0748
Micheldever (MIC)	d				0608						0704	0714					
Basingstoke (BSK)	a		0546	0552	0618	0639	0647				0704	0714			0741	0748	
Reading (RDG)	7 a		0609				0706									0807	
Fleet (FLE)	a			0610		0640						0726					
Farnborough (Main) (FNB)	a			0615		0645						0732					
Woking (WOK)	a			0628		0658	0659				0723	0742					0820
Clapham Junction (CLJ)	10 a			0648							0743				0822		
London Waterloo (WAT)	↻ 15 a			0657		0734	0729				0752	0809			0831		0849

NOTES (see introductory pages for explanation of train operator codes and standard symbols)

- a Arrival time
- d Departure time
- c Arrives 3 minutes earlier
- A Also calls at Hook 0601, Winchfield 0605 and Brookwood 0623
- B To Manchester Piccadilly
- C Also calls at Hook 0631, Winchfield 0635, Brookwood 0653, Weybridge 0705, Walton-On-Thames 0709 and Surbiton 0716
- D From Romsey

Weymouth, Bournemouth, Yarmouth (IOW), Lymington, Southampton, Portsmouth and Fareham to Winchester and London

Saturdays

Operator	SW	SW	SW	SW	SW	SW	SW	GW	XC	SW	SW	SW	SW	SW	SW	SW
Days of operation/Notes	1	E	1	Y	1	1	1	F	B	E	Z	1	1	1	E	1
1st Class/Reservations/Bus/Ferry	1	1	1	1	1	1	1	1	1	1	1	1	1	1	1	1
Catering facilities	1	1	1	1	1	1	1	1	1	1	1	1	1	1	1	1
Weymouth (WEY)	d					0617		0638						0655		
Upwey (UPW)	d					0621		0643						0659		
Dorchester West (DCW)	a							0651								
Dorchester South (DCH)	d					0629								0707		
Moreton (Dorset) (MTN)	d					0636								0714		
Wool (WOO)	d					0642								0720		
Wareham (WRM)	d					0649								0727		
Holton Heath (HOL)	d					0653								0731		
Hamworthy (HAM)	d					0658								0736		
Poole (POO)	4 a					0702								0740		
Poole (POO)	4 d				0650									0741		
Parkstone (Dorset) (PKS)	d				0654									0745		
Branksome (BSM)	d				0657									0749		
Bournemouth (BMH)	a				0702									0754		
Bournemouth (BMH)	d				0705				0745					0759		0802
Pokesdown (POK)	d				0709											0806
Christchurch (CHR)	d				0713											0810
Hinton Admiral (HNA)	d				0718											0815
New Milton (NWM)	d				0722											0819
Sway (SWY)	d				0727											0824
Yarmouth (I.O.W.) (YMH)	d				0620								0700			
Lymington Pier (LYP)	a				0700								0740			
Lymington Pier (LYP)	d					0727							0757			0827
Lymington Town (LYT)	d					0729							0759			0829
Brockenhurst (BCU)	3 a				0732								0807	0813		0829
Brockenhurst (BCU)	3 d				0733									0814		0830
Beaulieu Road (BEU)	d															0835
Ashurst New Forest (ANF)	d				0740											0839
Totton (TTN)	d				0745											0844
Redbridge (RDB)	d				0721								0821			
Millbrook (Hants) (MBK)	d				0724								0824			
Southampton Central (SOU)	a				0731	0752			0813	0827				0828		0852
Southampton Central (SOU)	d				0735	0755			0815	0835				0830		0835
St Denys (SDN)	d				0740											0840
Swaythling (SWG)	d				0743											0843
Southampton Airport Parkway (SOA)	a				0746	0803								0838		0846
Southampton Airport Parkway (SOA)	d								0823							0903
Portsmouth Harbour (PMH)	d	0659												0759		
Portsmouth & Southsea (PMS)	d	0704												0804		
Fratton (FTN)	d	0708												0808		
Hilsea (HLS)	d	0712												0812		
Cosham (CSA)	d	0717												0817		
Portchester (PTC)	d	0722												0822		
Fareham (FRM)	d	0728												0828		
Botley (BOE)	d	0735												0835		
Hedge End (HDE)	d	0740												0840		
Eastleigh (ESL)	3 a	0746	0749	0806										0846	0849	0906
Eastleigh (ESL)	3 d	0747	0750	0812				0812						0846	0850	0914
Chandlers Ford (CFR)	d				0755										0855	
Romsey (ROM)	a				0803										0903	
Shawford (SHW)	d							0817								
Winchester (WIN)	d	0756					0818	0822a		0831				0848	0856	
Micheldever (MIC)	d	0805												0904		
Basingstoke (BSK)	a	0815					0834			0846				0914		
Reading (RDG)	7 a									0907						
Fleet (FLE)	a	0826													0926	
Farnborough (Main) (FNB)	a	0832													0932	
Woking (WOK)	a	0842												0920	0942	
Clapham Junction (CLJ)	10 a						0911									
London Waterloo (WAT)	15 a	0909					0920							0949	1009	

NOTES (see introductory pages for explanation of train operator codes and standard symbols)

- a Arrival time
- d Departure time
- B To Manchester Piccadilly
- E From Salisbury
- F To Gloucester
- Y Runs until 30 December
- Z Runs from 6 January

Weymouth, Bournemouth, Yarmouth (IOW), Lymington, Southampton, Portsmouth and Fareham to Winchester and London

Saturdays

Operator	SW	SW	SW	GW	XC	SW	SW	SW	SW	SW	SW	SW	SW	SW	XC	SW	SW
Days of operation/Notes 1st Class/Reservations/Bus/Ferry Catering facilities	□	□	□	F	B	□	□	□	E	□	□	□	□	□	B	Y	Z
	□	□	□		◇	□	□	□	□	□	□	□	□	□	◇	⚓	⚓
Weymouth (WEY)	d	0720		0733			0803						0820				
Upwey (UPW)	d	0724		0738									0824				
Dorchester West (DCW)	a			0746													
Dorchester South (DCH)	d	0732					0813						0833				
Moreton (Dorset) (MTN)	d	0739											0839				
Wool (WOO)	d	0745											0845				
Wareham (WRM)	d	0753					0828						0853				
Holton Heath (HOL)	d	0756											0856				
Hamworthy (HAM)	d	0801					0835						0901				
Poole (POO)	4 a	0806					0839						0906				
Poole (POO)	4 d	0800	0807				0840						0900	0907			
Parkstone (Dorset) (PKS)	d	0804					0844						0904				
Branksome (BSM)	d	0808					0848						0908				
Bournemouth (BMH)	a	0813	0817				0854						0913	0917			
Bournemouth (BMH)	d	0822			0845		0859			0902			0922		0945		
Pokesdown (POK)	d	0826								0906			0926				
Christchurch (CHR)	d	0830								0910			0930				
Hinton Admiral (HNA)	d									0915							
New Milton (NWM)	d	0837								0919			0937				
Sway (SWY)	d									0924							
Yarmouth (I.O.W.) (YMH)	⚓ d															0855	0905
Lymington Pier (LYP)	⚓ a															0935	0945
Lymington Pier (LYP)	d					0857						0927					
Lymington Town (LYT)	d					0859						0929					
Brockenhurst (BCU)	3 a	0843				0907	0913			0929	0937		0943		0959		
Brockenhurst (BCU)	3 d	0844					0914			0930			0944		1000		
Beaulieu Road (BEU)	d																
Ashurst New Forest (ANF)	d									0939							
Totton (TTN)	d									0944							
Redbridge (RDB)	d									0927							
Millbrook (Hants) (MBK)	d									0931							
Southampton Central (SOU)	a	0858		0913		0928		0934	0952			0958		1013			
Southampton Central (SOU)	d	0900		0915		0930		0935	0955			1000		1015			
St Denys (SDN)	d							0940									
Swaythling (SWG)	d							0943									
Southampton Airport Parkway (SOA)	⚓ d	0908		0923		0938		0946	1003			1008		1023			
Portsmouth Harbour (PMH)	⚓ d						0859										
Portsmouth & Southsea (PMS)	d						0904										
Fratton (FTN)	d						0908										
Hilsea (HLS)	d						0912										
Cosham (CSA)	d						0917										
Portchester (PTC)	d						0922										
Fareham (FRM)	d						0928										
Botley (BOE)	d						0935										
Hedge End (HDE)	d						0940										
Eastleigh (ESL)	3 a						0946	0950	1006								
Eastleigh (ESL)	3 d		0914				0947	0950	1014					1014			
Chandlers Ford (CFR)	d							0955									
Romsey (ROM)	a							1003									
Shawford (SHW)	d		0919											1019			
Winchester (WIN)	d	0918	0924a		0932		0948	0956				1018	1024a	1031			
Micheldever (MIC)	d							1005									
Basingstoke (BSK)	a	0935			0947			1015				1034		1046			
Reading (RDG)	7 a				1007									1106			
Fleet (FLE)	a							1026									
Farnborough (Main) (FNB)	a							1032									
Woking (WOK)	a						1020	1042									
Clapham Junction (CLJ)	10 a	1011										1111					
London Waterloo (WAT)	⚓ 15 a	1020					1049	1109				1120					

NOTES (see introductory pages for explanation of train operator codes and standard symbols)

- a Arrival time
- d Departure time
- B To Manchester Piccadilly
- E From Salisbury
- F To Gloucester
- Y Runs until 30 December
- Z Runs from 6 January

Weymouth, Bournemouth, Yarmouth (IOW), Lymington, Southampton, Portsmouth and Fareham to Winchester and London

Saturdays

Operator	SW	SW	SW	SW	SW	SW	SW	SW	SW	SW	GW	XC	SW	SW	SW	SW	SW	SW
Days of operation/Notes 1st Class/Reservations/Bus/Ferry Catering facilities	□	□	□	E □	□	□	□	□	□	□	F	B □◇ ⚓	□	□	□	E □	□	□
Weymouth (WEY)	d	0903							0920		0930			1003				
Upwey (UPW)	d								0924		0935							
Dorchester West (DCW)	a										0943							
Dorchester South (DCH)	d	0913							0933					1013				
Moreton (Dorset) (MTN)	d								0939									
Wool (WOO)	d								0945									
Wareham (WRM)	d	0928							0953					1028				
Holton Heath (HOL)	d								0956									
Hamworthy (HAM)	d	0935							1001					1035				
Poole (POO)	4 a	0939							1006					1039				
Poole (POO)	4 d	0940							1000 1007					1040				
Parkstone (Dorset) (PKS)	d	0944							1004					1044				
Branksome (BSM)	d	0948							1008					1048				
Bournemouth (BMH)	a	0954							1013 1017					1054				
Bournemouth (BMH)	d	0959				1002			1022			1045		1059				1102
Pokesdown (POK)	d					1006			1026									1106
Christchurch (CHR)	d					1010			1030									1110
Hinton Admiral (HNA)	d					1015												1115
New Milton (NWM)	d					1019			1037									1119
Sway (SWY)	d					1024												1124
Yarmouth (I.O.W.) (YMH)	d																	
Lymington Pier (LYP)	a																	
Lymington Pier (LYP)	d	0957						1027					1057					1127
Lymington Town (LYT)	d	0959						1029					1059					1129
Brockenhurst (BCU)	3 a	1007	1013			1029	1037		1043				1107	1113				1129 1137
Brockenhurst (BCU)	3 d		1014			1030			1044					1114				1130
Beaulieu Road (BEU)	d					1035												
Ashurst New Forest (ANF)	d					1039												1139
Totton (TTN)	d					1044												1144
Redbridge (RDB)	d					1027												1127
Millbrook (Hants) (MBK)	d					1031												1131
Southampton Central (SOU)	a	1028				1034	1052		1058			1113		1128				1134 1152
Southampton Central (SOU)	d	1030				1035	1055		1100			1115		1130				1135 1155
St Denys (SDN)	d					1040												1140
Swaythling (SWG)	d					1043												1143
Southampton Airport Parkway (SOA)	← d	1038				1046	1103		1108			1123		1138				1146 1203
Portsmouth Harbour (PMH)	d					0959												1059
Portsmouth & Southsea (PMS)	d					1004												1104
Fratton (FTN)	d					1008												1108
Hilsea (HLS)	d					1012												1112
Cosham (CSA)	d					1017												1117
Portchester (PTC)	d					1022												1122
Fareham (FRM)	d					1028												1128
Botley (BOE)	d					1035												1135
Hedge End (HDE)	d					1040												1140
Eastleigh (ESL)	3 a					1046	1050	1106			←							1146 1150 1206
Eastleigh (ESL)	3 d					1047	1050	1114			1114							1147 1150 1214
Chandlers Ford (CFR)	d					1055	←											1155 →
Romsey (ROM)	a					1103												1203
Shawford (SHW)	d										1119							
Winchester (WIN)	d	1048	1056						1118	1124a		1132		1148	1156			
Micheldever (MIC)	d		1105												1205			
Basingstoke (BSK)	a		1115						1134			1147			1215			
Reading (RDG)	7 a											1207						
Fleet (FLE)	a					1126									1226			
Farnborough (Main) (FNB)	a					1132									1232			
Woking (WOK)	a	1120	1142											1220	1242			
Clapham Junction (CLJ)	10 a								1211									
London Waterloo (WAT)	↻ 15 a	1150	1209						1224					1253	1313			

NOTES (see introductory pages for explanation of train operator codes and standard symbols)

- a Arrival time
- d Departure time
- B To Manchester Piccadilly
- E From Salisbury
- F To Gloucester

Weymouth, Bournemouth, Yarmouth (IOW), Lymington, Southampton, Portsmouth and Fareham to Winchester and London

Saturdays

Operator	SW	SW	SW	XC B ◇ ⚡	SW Y ⚡	SW Z ⚡	SW	SW	SW	SW E ◇	SW	SW	SW	SW	SW	GW F	XC B ◇ ⚡
Days of operation/Notes 1st Class/Reservations/Bus/Ferry Catering facilities	◇	◇	◇	⚡	⚡	⚡	◇	◇	◇	◇	◇	◇	◇	◇	◇	◇	⚡
Weymouth (WEY)	d	1020						1103							1120		1130
Upwey (UPW)	d	1024													1124		1135
Dorchester West (DCW)	a																1143
Dorchester South (DCH)	d	1033						1113							1133		
Moreton (Dorset) (MTN)	d	1039													1139		
Wool (WOO)	d	1045													1145		
Wareham (WRM)	d	1053						1128							1153		
Holton Heath (HOL)	d	1056													1156		
Hamworthy (HAM)	d	1101						1135							1201		
Poole (POO)	4 a	1106						1139							1206		
Poole (POO)	4 d	1100	1107					1140							1200	1207	
Parkstone (Dorset) (PKS)	d	1104						1144							1204		
Branksome (BSM)	d	1108						1148							1208		
Bournemouth (BMH)	a	1113	1117					1154							1213	1217	
Bournemouth (BMH)	d	1122		1145				1159			1202				1222		1245
Pokesdown (POK)	d	1126									1206				1226		
Christchurch (CHR)	d	1130									1210				1230		
Hinton Admiral (HNA)	d										1215						
New Milton (NWM)	d	1137									1219				1237		
Sway (SWY)	d										1224						
Yarmouth (I.O.W.) (YMH)	⚡ d				1100	1105											
Lymington Pier (LYP)	⚡ a				1140	1145											
Lymington Pier (LYP)	d							1157							1227		
Lymington Town (LYT)	d							1159							1229		
Brockenhurst (BCU)	3 a	1143						1207	1213				1229	1237	1243		
Brockenhurst (BCU)	3 d	1144							1214				1230		1244		
Beaulieu Road (BEU)	d												1235				
Ashurst New Forest (ANF)	d												1239				
Totton (TTN)	d												1244				
Redbridge (RDB)	d												1227				
Millbrook (Hants) (MBK)	d												1231				
Southampton Central (SOU)	a	1158		1213				1228			1234	1252			1258		1313
Southampton Central (SOU)	d	1200		1215				1230			1235	1255			1300		1315
St Denys (SDN)	d												1240				
Swaythling (SWG)	d												1243				
Southampton Airport Parkwy (SOA)	⚡ d	1208		1223				1238			1246	1303			1308		1323
Portsmouth Harbour (PMH)	⚡ d									1159							
Portsmouth & Southsea (PMS)	d									1204							
Fratton (FTN)	d									1208							
Hilsea (HLS)	d									1212							
Cosham (CSA)	d									1217							
Portchester (PTC)	d									1222							
Fareham (FRM)	d									1228							
Botley (BOE)	d									1235							
Hedge End (HDE)	d									1240							
Eastleigh (ESL)	3 a			←						1246	1250	1306			←		
Eastleigh (ESL)	3 d		1214							1247	1250	1314				1314	
Chandlers Ford (CFR)	d										1255	→					
Romsey (ROM)	a										1303						
Shawford (SHW)	d		1219													1319	
Winchester (WIN)	d	1218	1224a	1231				1248	1256						1318	1324a	1332
Micheldever (MIC)	d								1305								
Basingstoke (BSK)	a	1234		1246					1315						1334		1347
Reading (RDG)	7 a			1306													1409
Fleet (FLE)	a								1326								
Farnborough (Main) (FNB)	a								1332								
Woking (WOK)	a							1320	1342								
Clapham Junction (CLJ)	10 a	1311													1411		
London Waterloo (WAT)	15 a	1320						1349	1416						1420		

NOTES (see introductory pages for explanation of train operator codes and standard symbols)

- a Arrival time
- d Departure time
- B To Manchester Piccadilly
- E From Salisbury
- F To Gloucester
- Y Runs until 30 December
- Z Runs from 6 January

Weymouth, Bournemouth, Yarmouth (IOW), Lymington, Southampton, Portsmouth and Fareham to Winchester and London

Saturdays

Operator	SW	SW	SW	SW	SW	SW	SW	SW	SW	SW	XC	SN	SW	SW	SW	SW	SW
Days of operation/Notes 1st Class/Reservations/Bus/Ferry Catering facilities	Z				E						B	G	Y	Z			
Weymouth (WEY)	d		1203							1220							1303
Upwey (UPW)	d									1224							
Dorchester West (DCW)	a																
Dorchester South (DCH)	d		1213							1233							1313
Moreton (Dorset) (MTN)	d									1239							
Wool (WOO)	d									1245							
Wareham (WRM)	d		1228							1253							1328
Holton Heath (HOL)	d									1256							
Hamworthy (HAM)	d		1235							1301							1335
Poole (POO)	4 a		1239							1306							1339
Poole (POO)	4 d		1240							1300 1307							1340
Parkstone (Dorset) (PKS)	d		1244							1304							1344
Branksome (BSM)	d		1248							1308							1348
Bournemouth (BMH)	a		1254							1313 1317							1354
Bournemouth (BMH)	d		1259				1302			1322		1345					1359
Pokesdown (POK)	d						1306			1326							
Christchurch (CHR)	d						1310			1330							
Hinton Admiral (HNA)	d						1315										
New Milton (NWM)	d						1319			1337							
Sway (SWY)	d						1324										
Yarmouth (I.O.W.) (YMH)	d	1205											1300	1305			
Lymington Pier (LYP)	a	1245											1340	1345			
Lymington Pier (LYP)	d		1257						1327							1357	
Lymington Town (LYT)	d		1259						1329							1359	
Brockenhurst (BCU)	3 a		1307	1313			1329	1337	1343							1407	1413
Brockenhurst (BCU)	3 d			1314			1330		1344								1414
Beaulieu Road (BEU)	d																
Ashurst New Forest (ANF)	d						1339										
Totton (TTN)	d						1344										
Redbridge (RDB)	d						1327										
Millbrook (Hants) (MBK)	d						1331										
Southampton Central (SOU)	a		1328				1334	1352		1358		1413					1428
Southampton Central (SOU)	d		1330				1335	1355		1400		1415	1426				1430
St Denys (SDN)	d						1340										
Swaythling (SWG)	d						1343										
Southampton Airport Parkway (SOA)	d		1338				1346	1403		1408		1423	1434				1438
Portsmouth Harbour (PMH)	d			1259													1359
Portsmouth & Southsea (PMS)	d			1304													1404
Fratton (FTN)	d			1308													1408
Hilsea (HLS)	d			1312													1412
Cosham (CSA)	d			1317													1417
Portchester (PTC)	d			1322													1422
Fareham (FRM)	d			1328													1428
Botley (BOE)	d			1335													1435
Hedge End (HDE)	d			1340													1440
Eastleigh (ESL)	3 a			1346	1350	1406						1437					1446
Eastleigh (ESL)	3 d			1347	1350	1414				1414							1448
Chandlers Ford (CFR)	d				1355												
Romsey (ROM)	a				1403												
Shawford (SHW)	d									1419							
Winchester (WIN)	d		1348	1356						1418	1424a	1431				1448	1456
Micheldever (MIC)	d			1405													1506
Basingstoke (BSK)	a			1415						1434		1446					1516
Reading (RDG)	7 a											1505					
Fleet (FLE)	a			1426													1527
Farnborough (Main) (FNB)	a			1432													1533
Woking (WOK)	a		1420	1442												1520	1543
Clapham Junction (CLJ)	10 a									1511							
London Waterloo (WAT)	15 a		1449	1511						1520						1549	1612

NOTES (see introductory pages for explanation of train operator codes and standard symbols)

- a Arrival time
- d Departure time
- B To Manchester Piccadilly
- E From Salisbury
- G To Brighton
- Y Runs until 30 December
- Z Runs from 6 January

Weymouth, Bournemouth, Yarmouth (IOW), Lymington, Southampton, Portsmouth and Fareham to Winchester and London

Saturdays

Operator Days of operation/Notes 1st Class/Reservations/Bus/Ferry Catering facilities	SW E	SW E	SW E	SW E	SW E	SW E	GW F	XC B ◇ ⌘	SW Z ⌘	SW E	SW E	SW E	SW E	SW E	SW E	SW E	SW E
Weymouth (WEY)	d				1320		1330										1420
Upwey (UPW)	d				1324		1335										1424
Dorchester West (DCW)	a						1343										
Dorchester South (DCH)	d				1333								1413				1433
Moreton (Dorset) (MTN)	d				1339												1439
Wool (WOO)	d				1345												1445
Wareham (WRM)	d				1353								1428				1453
Holton Heath (HOL)	d				1356												1456
Hamworthy (HAM)	d				1401								1435				1501
Poole (POO)	4 a				1406								1439				1506
Poole (POO)	4 d				1400	1407							1440				1500
Parkstone (Dorset) (PKS)	d				1404								1444				1504
Branksome (BSM)	d				1408								1448				1508
Bournemouth (BMH)	a				1413	1417							1454				1513
Bournemouth (BMH)	d				1402			1445					1459			1502	1522
Pokesdown (POK)	d				1406											1506	1526
Christchurch (CHR)	d				1410											1510	1530
Hinton Admiral (HNA)	d				1415											1515	
New Milton (NWM)	d				1419											1519	1537
Sway (SWY)	d				1424											1524	
Yarmouth (I.O.W.) (YMH)	d								1405								
Lymington Pier (LYP)	a								1445								
Lymington Pier (LYP)	d				1427					1457						1527	
Lymington Town (LYT)	d				1429					1459						1529	
Brockenhurst (BCU)	3 a				1429	1437				1507	1513				1529	1537	1543
Brockenhurst (BCU)	3 d				1430						1514				1530		1544
Beaulieu Road (BEU)	d				1435												
Ashurst New Forest (ANF)	d				1439											1539	
Totton (TTN)	d				1444											1544	
Redbridge (RDB)	d	1427														1527	
Millbrook (Hants) (MBK)	d	1431														1531	
Southampton Central (SOU)	a	1434	1453		1458			1513			1528		1534	1552			1558
Southampton Central (SOU)	d	1435	1455		1500			1515			1530		1535	1555			1600
St Denys (SDN)	d	1440											1540				
Swaythling (SWG)	d	1443											1543				
Southampton Airport Parkway (SOA)	← d	1446	1503		1508			1523			1538		1546	1603			1608
Portsmouth Harbour (PMH)	d											1459					
Portsmouth & Southsea (PMS)	d											1504					
Fratton (FTN)	d											1508					
Hilsea (HLS)	d											1512					
Cosham (CSA)	d											1517					
Portchester (PTC)	d											1522					
Fareham (FRM)	d											1528					
Botley (BOE)	d											1535					
Hedge End (HDE)	d											1540					
Eastleigh (ESL)	3 a	1450	1506									1546	1550	1607			
Eastleigh (ESL)	3 d	1450	1514				1514					1547	1550	1614			
Chandlers Ford (CFR)	d	1455	→										1555	→			
Romsey (ROM)	a	1503											1603				
Shawford (SHW)	d						1519										
Winchester (WIN)	d				1518	1524a		1533			1548	1556					1618
Micheldever (MIC)	d											1605					
Basingstoke (BSK)	a				1534			1548				1615					1634
Reading (RDG)	7 a							1606									
Fleet (FLE)	a											1626					
Farnborough (Main) (FNB)	a											1632					
Woking (WOK)	a											1620	1642				
Clapham Junction (CLJ)	10 a				1612												1711
London Waterloo (WAT)	⌘ 15 a				1621							1649	1708				1720

NOTES (see introductory pages for explanation of train operator codes and standard symbols)

- a Arrival time
- d Departure time
- B To Manchester Piccadilly
- E From Salisbury
- F To Gloucester
- Z Runs from 6 January

Weymouth, Bournemouth, Yarmouth (IOW), Lymington, Southampton, Portsmouth and Fareham to Winchester and London

Saturdays

Operator	SW	XC	SW	SW	SW	SW	SW	SW	SW	SW	SW	SW	SW	GW	XC	SW	SW
Days of operation/Notes	□	□◇	Y	Z	□	□	□	E	□	□	□	□	□	F	□◇	Z	□
1st Class/Reservations/Bus/Ferry	□	□	☞	☞	□	□	□	□	□	□	□	□	□	□	□	☞	□
Catering facilities	□	☞	☞	☞	□	□	□	□	□	□	□	□	□	□	☞	☞	□
Weymouth (WEY)	d					1503							1520		1530		
Upwey (UPW)	d												1524		1535		
Dorchester West (DCW)	a														1543		
Dorchester South (DCH)	d					1513							1533				
Moreton (Dorset) (MTN)	d												1539				
Wool (WOO)	d												1545				
Wareham (WRM)	d					1528							1553				
Holton Heath (HOL)	d												1556				
Hamworthy (HAM)	d					1535							1601				
Poole (POO)	4 a					1539							1606				
Poole (POO)	4 d					1540							1600 1607				
Parkstone (Dorset) (PKS)	d					1544							1604				
Branksome (BSM)	d					1548							1608				
Bournemouth (BMH)	a					1554							1613 1617				
Bournemouth (BMH)	d		1545			1559				1602			1622		1645		
Pokesdown (POK)	d									1606			1626				
Christchurch (CHR)	d									1610			1630				
Hinton Admiral (HNA)	d									1615							
New Milton (NWM)	d									1619			1637				
Sway (SWY)	d									1624							
Yarmouth (I.O.W.) (YMH)	☞ d			1500	1505											1605	
Lymington Pier (LYP)	☞ a			1540	1545											1645	
Lymington Pier (LYP)	d					1557						1627					1657
Lymington Town (LYT)	d					1559						1629					1659
Brockenhurst (BCU)	3 a					1607	1613			1629	1637	1643					1707
Brockenhurst (BCU)	3 d						1614			1630		1644					
Beaulieu Road (BEU)	d									1635							
Ashurst New Forest (ANF)	d									1639							
Totton (TTN)	d									1644							
Redbridge (RDB)	d									1627							
Millbrook (Hants) (MBK)	d									1631							
Southampton Central (SOU)	a		1613			1628				1634	1652		1658		1713		
Southampton Central (SOU)	d		1615			1630				1635	1655		1700		1715		
St Denys (SDN)	d									1640							
Swaythling (SWG)	d									1643							
Southampton Airport Parkway (SOA)	☞ d		1623			1638				1646	1703		1708		1723		
Portsmouth Harbour (PMH)	☞ d							1559									
Portsmouth & Southsea (PMS)	d							1604									
Fratton (FTN)	d							1608									
Hilsea (HLS)	d							1612									
Cosham (CSA)	d							1617									
Portchester (PTC)	d							1622									
Fareham (FRM)	d							1628									
Botley (BOE)	d							1635									
Hedge End (HDE)	d							1640									
Eastleigh (ESL)	3 a							1646	1650	1706							
Eastleigh (ESL)	3 d	1614						1647	1650	1714			1714				
Chandlers Ford (CFR)	d								1655								
Romsey (ROM)	a								1703								
Shawford (SHW)	d	1620													1719		
Winchester (WIN)	d	1625a	1631			1648	1656						1718	1724a	1732		
Micheldever (MIC)	d						1705										
Basingstoke (BSK)	a		1646				1715						1734		1747		
Reading (RDG)	7 a		1706												1808		
Fleet (FLE)	a							1726									
Farnborough (Main) (FNB)	a							1732									
Woking (WOK)	a					1720	1742										
Clapham Junction (CLJ)	10 a												1811				
London Waterloo (WAT)	15 a					1749	1809						1820				

NOTES (see introductory pages for explanation of train operator codes and standard symbols)

- a Arrival time
- d Departure time
- B To Manchester Piccadilly
- E From Salisbury
- F To Gloucester
- Y Runs until 30 December
- Z Runs from 6 January

Weymouth, Bournemouth, Yarmouth (IOW), Lymington, Southampton, Portsmouth and Fareham to Winchester and London

Saturdays

Operator	SW	SW	SW	SW	GW	XC	SW	SW	SW	SW	SW	SW	SW	SW	SW	SW	XC
Days of operation/Notes 1st Class/Reservations/Bus/Ferry Catering facilities	□	□	□	□	H	B ◇	Z 🚢	□	□	□	E □	□	□	□	□	□	J ◇
Weymouth (WEY)	d		1720		1735				1803							1820	
Upwey (UPW)	d		1724		1740											1824	
Dorchester West (DCW)	a				1748												
Dorchester South (DCH)	d		1733						1813							1833	
Moreton (Dorset) (MTN)	d		1739													1839	
Wool (WOO)	d		1745													1845	
Wareham (WRM)	d		1753						1828							1853	
Holton Heath (HOL)	d		1756													1856	
Hamworthy (HAM)	d		1801						1835							1901	
Poole (POO)	4 a		1806						1839							1906	
Poole (POO)	4 d		1800 1807						1840							1900 1907	
Parkstone (Dorset) (PKS)	d		1804						1844							1904	
Branksome (BSM)	d		1808						1848							1908	
Bournemouth (BMH)	a		1813 1817						1854							1913 1917	
Bournemouth (BMH)	d		1822			1845			1859			1902			1922		1945
Pokesdown (POK)	d		1826									1906			1926		
Christchurch (CHR)	d		1830									1910			1930		
Hinton Admiral (HNA)	d											1915					
New Milton (NWM)	d		1837									1919			1937		
Sway (SWY)	d											1924					
Yarmouth (I.O.W.) (YMH)	🚢 d						1805										
Lymington Pier (LYP)	🚢 a						1845										
Lymington Pier (LYP)	d	1827							1857					1927			
Lymington Town (LYT)	d	1829							1859					1929			
Brockenhurst (BCU)	3 a	1837	1843						1907	1913			1929	1937	1943		1959
Brockenhurst (BCU)	3 d		1844							1914			1930		1944		2000
Beaulieu Road (BEU)	d																
Ashurst New Forest (ANF)	d												1939				
Totton (TTN)	d												1944				
Redbridge (RDB)	d											1927					
Millbrook (Hants) (MBK)	d											1931					
Southampton Central (SOU)	a		1858			1913			1928			1934	1952		1958		2013
Southampton Central (SOU)	d		1900			1915			1930			1935	1955		2000		2015
St Denys (SDN)	d											1940					
Swaythling (SWG)	d											1943					
Southampton Airport Parkway (SOA)	🚗 d		1908			1923			1938			1946	2003		2008		2023
Portsmouth Harbour (PMH)	🚢 d										1859						
Portsmouth & Southsea (PMS)	d										1904						
Fratton (FTN)	d										1908						
Hilsea (HLS)	d										1912						
Cosham (CSA)	d										1917						
Portchester (PTC)	d										1922						
Fareham (FRM)	d										1928						
Botley (BOE)	d										1935						
Hedge End (HDE)	d										1940						
Eastleigh (ESL)	3 a			1919							1946	1950	2006				
Eastleigh (ESL)	3 d			1914							1947	1950	2014				2014
Chandlers Ford (CFR)	d											1955	🚗				
Romsey (ROM)	a											2003					
Shawford (SHW)	d			1919													2019
Winchester (WIN)	d		1918	1924a		1932			1948	1956					2018	2024a	2032
Micheldever (MIC)	d									2005							
Basingstoke (BSK)	a		1934			1947				2015					2034		2047
Reading (RDG)	7 a					2011											2106
Fleet (FLE)	a										2026						
Farnborough (Main) (FNB)	a										2032						
Woking (WOK)	a								2020	2042							
Clapham Junction (CLJ)	10 a		2011												2111		
London Waterloo (WAT)	🚉 15 a		2020						2051	2109					2120		

NOTES (see introductory pages for explanation of train operator codes and standard symbols)

- a Arrival time
- d Departure time
- B To Manchester Piccadilly
- E From Salisbury
- H To Bristol Temple Meads
- J To Birmingham New Street
- Z Runs from 6 January

Weymouth, Bournemouth, Yarmouth (IOW), Lymington, Southampton, Portsmouth and Fareham to Winchester and London

Saturdays

Operator	SW Z	SW Y	SW	SW	SW K	SW E	SW	SW	SW	SW	SW	SW Z	SW	SW	SW L	SW E	GW M
Days of operation/Notes	Z	Y			K	E						Z			L	E	M
1st Class/Reservations/Bus/Ferry																	
Weymouth (WEY)	d			1903							1920						
Upwey (UPW)	d										1924						
Dorchester West (DCW)	a																
Dorchester South (DCH)	d			1913							1933						
Moreton (Dorset) (MTN)	d										1939						
Wool (WOO)	d										1945						
Wareham (WRM)	d			1928							1953						
Holton Heath (HOL)	d										1956						
Hamworthy (HAM)	d			1935							2001						
Poole (POO)	4 a			1939							2006						
Poole (POO)	4 d			1940						2000	2007			2040			
Parkstone (Dorset) (PKS)	d			1944						2004				2044			
Branksome (BSM)	d			1948						2008				2048			
Bournemouth (BMH)	a			1954						2013	2017			2054			
Bournemouth (BMH)	d			1959				2002		2022				2059			
Pokesdown (POK)	d							2006		2026							
Christchurch (CHR)	d							2010		2030							
Hinton Admiral (HNA)	d							2015									
New Milton (NWM)	d							2019		2037							
Sway (SWY)	d							2024									
Yarmouth (I.O.W.) (YMH)	d	1905	1910									2005					
Lymington Pier (LYP)	a	1945	1950									2045					
Lymington Pier (LYP)	d			1957					2027				2057				
Lymington Town (LYT)	d			1959					2029				2059				
Brockenhurst (BCU)	3 a			2007	2013			2029	2037	2043			2107	2113			
Brockenhurst (BCU)	3 d				2014			2030		2044				2114			
Beaulieu Road (BEU)	d							2035									
Ashurst New Forest (ANF)	d							2039									
Totton (TTN)	d							2044									
Redbridge (RDB)	d							2027									2127
Millbrook (Hants) (MBK)	d							2031									2131
Southampton Central (SOU)	a			2028	2034	2053		2058						2128	2134		
Southampton Central (SOU)	d			2030	2035	2055		2100						2130	2135		
St Denys (SDN)	d				2040										2140		
Swaythling (SWG)	d				2043										2143		
Southampton Airport Parkwy (SOA)	d			2038	2046	2103		2108						2138	2146		
Portsmouth Harbour (PMH)	d				1959										2059		2123
Portsmouth & Southsea (PMS)	d				2004										2104		2127
Fratton (FTN)	d				2008										2108		2131
Hilsea (HLS)	d				2012										2112		
Cosham (CSA)	d				2017										2117		
Portchester (PTC)	d				2022										2122		
Fareham (FRM)	d				2028										2128		2146
Botley (BOE)	d				2035										2135		
Hedge End (HDE)	d				2040										2140		
Eastleigh (ESL)	3 a			2046	2050	2106								2146	2150	2201	
Eastleigh (ESL)	3 d			2047	2050	2114						2114		2147	2150		
Chandlers Ford (CFR)	d				2055										2155		
Romsey (ROM)	a				2103										2203		
Shawford (SHW)	d										2119						
Winchester (WIN)	d			2048	2056					2118	2124a			2148	2156		
Micheldever (MIC)	d				2105										2205		
Basingstoke (BSK)	a				2118					2134					2215		
Reading (RDG)	7 a																
Fleet (FLE)	a				2140										2240		
Farnborough (Main) (FNB)	a				2145										2245		
Woking (WOK)	a			2120	2158					2154				2219	2258		
Clapham Junction (CLJ)	10 a									2214							
London Waterloo (WAT)	15 a			2149	2239					2223				2249	2334		

NOTES (see introductory pages for explanation of train operator codes and standard symbols)

- a Arrival time
- d Departure time
- E From Salisbury
- K Also calls at Hook 2131, Winchfield 2135, Brookwood 2153, Weybridge 2205, Walton-On-Thames 2209 and Surbiton 2216
- L Also calls at Hook 2231, Winchfield 2235, Brookwood 2253, Weybridge 2305, Walton-On-Thames 2309 and Surbiton 2316
- M To Westbury
- Y Runs until 30 December
- Z Runs from 6 January

Weymouth, Bournemouth, Yarmouth (IOW), Lymington, Southampton, Portsmouth and Fareham to Winchester and London

Saturdays

Operator	SW	SW	GW	SW	SW	SW	SW	SW	SW	SW	SW	SW	SW	SW	SW
Days of operation/Notes	□	□	H	□	□	E	Y	Z	□	N	Z	□	□	□	□
1st Class/Reservations/Bus/Ferry	□	□		□	□	□	□	□	□	□	□	□	□	□	□
Weymouth (WEY)	d	2010	2030		2058									2210	2310
Upwey (UPW)	d	2014	2035		2102									2214	2314
Dorchester West (DCW)	a		2043												
Dorchester South (DCH)	d	2022			2110									2222	2322
Moreton (Dorset) (MTN)	d	2028			2116									2228	2328
Wool (WOO)	d	2034			2122									2234	2334
Wareham (WRM)	d	2042			2130									2242	2342
Holton Heath (HOL)	d														
Hamworthy (HAM)	d	2048			2136									2248	2348
Poole (POO)	4 a	2053			2141									2253	2353
Poole (POO)	4 d	2054			2142					2154				2254	2354
Parkstone (Dorset) (PKS)	d	2058			2146					2158				2258	
Branksome (BSM)	d	2101			2149					2201				2301	
Bournemouth (BMH)	a	2107			2155					2207				2307	0003
Bournemouth (BMH)	d	2112			2159					2212				2312	
Pokesdown (POK)	d	2116								2216				2316	
Christchurch (CHR)	d	2120								2220				2320	
Hinton Admiral (HNA)	d	2125								2225				2325	
New Milton (NWM)	d	2129								2229				2329	
Sway (SWY)	d	2134								2234				2334	
Yarmouth (I.O.W.) (YMH)	d						2050	2105				2150			
Lymington Pier (LYP)	a						2130	2145				2230			
Lymington Pier (LYP)	d	2127							2203				2236		
Lymington Town (LYT)	d	2129							2205				2238		
Brockenhurst (BCU)	3 a	2137	2138		2213				2213	2238			2246	2338	
Brockenhurst (BCU)	3 d		2140		2214					2239				2339	
Beaulieu Road (BEU)	d														
Ashurst New Forest (ANF)	d		2147							2247				2347	
Totton (TTN)	d		2152							2252				2352	
Redbridge (RDB)	d					2227									
Millbrook (Hants) (MBK)	d					2231									
Southampton Central (SOU)	a		2158		2228	2234				2257				2357	
Southampton Central (SOU)	d		2200		2230	2235				2300				2359	
St Denys (SDN)	d					2240								0004	
Swaythling (SWG)	d					2243								0007	
Southampton Airport Parkwy (SOA)	4 d		2208		2238	2246				2308				0010	
Portsmouth Harbour (PMH)	d				2154										2324
Portsmouth & Southsea (PMS)	d				2159										2328
Fratton (FTN)	d				2203										2332
Hilsea (HLS)	d				2207										2336
Cosham (CSA)	d				2212										2342
Portchester (PTC)	d				2217										2347
Fareham (FRM)	d				2223										2353
Botley (BOE)	d				2230										2359
Hedge End (HDE)	d				2235										0005
Eastleigh (ESL)	3 a		2211		2241	2242	2250			2311			0014	0011	
Eastleigh (ESL)	3 d		2212		2247	2250				2312				0018	
Chandlers Ford (CFR)	d					2255									
Romsey (ROM)	a					2303									
Shawford (SHW)	d		2217							2319					
Winchester (WIN)	d		2223		2256					2325				0028a	
Micheldever (MIC)	d									2333					
Basingstoke (BSK)	a		2239		2312					2343					
Reading (RDG)	7 a														
Fleet (FLE)	a									0001					
Farnborough (Main) (FNB)	a									0006					
Woking (WOK)	a		2259		2333					0018					
Clapham Junction (CLJ)	10 a		2322		0002					0053					
London Waterloo (WAT)	15 a		2331		0012					0104					

NOTES (see introductory pages for explanation of train operator codes and standard symbols)

- a Arrival time
d Departure time
E From Salisbury
H To Bristol Temple Meads
N Also calls at Hook 2351, Winchfield 2355, Brookwood 0013, West Byfleet 0024, Weybridge 0029, Walton-On-Thames 0033, Surbiton 0039 and Wimbledon 0047
Y Runs until 30 December
Z Runs from 6 January

Weymouth, Bournemouth, Yarmouth (IOW), Lymington, Southampton, Portsmouth and Fareham to Winchester and London

Sundays












Operator	SW	SW	SW	SW	SW	SW	SW	SW	XC	SW	GW	SW	SW	SW	SW	SW	SW
Days of operation/Notes 1st Class/Reservations/Bus/Ferry Catering facilities	□	□	□	□	A □	□	□	A □	B □◇ ⚓	□	C	□	A □	□	□	□	A □
Weymouth (WEY)	d										0748	0801					
Upwey (UPW)	d										0752						
Dorchester West (DCW)	a											0812					
Dorchester South (DCH)	d										0800						
Moreton (Dorset) (MTN)	d										0807						
Wool (WOO)	d										0813						
Wareham (WRM)	d										0820						
Holton Heath (HOL)	d																
Hamworthy (HAM)	d										0827						
Poole (POO)	4 a										0831						
Poole (POO)	4 d				0720						0832					0855	
Parkstone (Dorset) (PKS)	d				0724						0836						
Branksome (BSM)	d				0727						0840						
Bournemouth (BMH)	a				0732						0846					0904	
Bournemouth (BMH)	d				0736						0806						0906
Pokesdown (POK)	d				0740						0810						0910
Christchurch (CHR)	d				0744						0814						0914
Hinton Admiral (HNA)	d				0749						0819						0919
New Milton (NWM)	d				0753						0823						0923
Sway (SWY)	d				0758						0828						0928
Yarmouth (I.O.W.) (YMH)	d																
Lymington Pier (LYP)	a																
Lymington Pier (LYP)	d												0914				
Lymington Town (LYT)	d												0916				
Brockenhurst (BCU)	3 a				0802						0908		0924				0932
Brockenhurst (BCU)	3 d				0803						0909						0933
Beaulieu Road (BEU)	d																0939
Ashurst New Forest (ANF)	d				0813						0843						0943
Totton (TTN)	d				0818						0848						0948
Redbridge (RDB)	d																0939
Millbrook (Hants) (MBK)	d																0943
Southampton Central (SOU)	a				0824				←		0923					0945	0953 ←
Southampton Central (SOU)	d	0655			0755	0826			0859	0915	0925					0959	0955 0959
St Denys (SDN)	d								→		0904					→	1004
Swaythling (SWG)	d										0907						1007
Southampton Airport Parkwy (SOA) ↔	d	0703			0803	0834				0903	0910	0923	0933				1003 1010
Portsmouth Harbour (PMH)	d																0917
Portsmouth & Southsea (PMS)	d																0922
Fratton (FTN)	d																0926
Hilsea (HLS)	d																0930
Cosham (CSA)	d																0935
Portchester (PTC)	d																0940
Fareham (FRM)	d																0946
Botley (BOE)	d																0953
Hedge End (HDE)	d																0958
Eastleigh (ESL)	3 a	0707			0804	0807				0904	0907	0914					1004 1007 1014
Eastleigh (ESL)	3 d	0711			0811					0911	0915						1011 1015
Chandlers Ford (CFR)	d										0920						1020
Romsey (ROM)	a										0928						1028
Shawford (SHW)	d	0717			0817						0917						1017
Winchester (WIN)	d	0723			0823	0843					0923	0931	0942				1023
Micheldever (MIC)	d	0732			0832						0932						1032
Basingstoke (BSK)	a	0742			0844	0901					0942	0947	0958				1042
Reading (RDG)	7 a										1006						
Fleet (FLE)	a																0913
Farnborough (Main) (FNB)	a																0918
Woking (WOK)	a	0802			0903	0928					1002		1019				1102
Clapham Junction (CLJ)	10 a	0832			0929	0959					1029		1041				1129
London Waterloo (WAT)	15 a	0846			0943	1011					1043		1053				1141

NOTES (see introductory pages for explanation of train operator codes and standard symbols)

- a Arrival time
- d Departure time
- A From Salisbury
- B To Manchester Piccadilly
- C Runs from 31 March. To Cardiff Central

Weymouth, Bournemouth, Yarmouth (IOW), Lymington, Southampton, Portsmouth and Fareham to Winchester and London

Sundays

Operator	SW	SW	XC	SW	SW	SW	SW	SW	SW	SW	SW	XC	SW	SW	SW	
Days of operation/Notes	Y	□	B	□	Z	□	A	□	□	A	□	B	□	□	A	
1st Class/Reservations/Bus/Ferry																
Catering facilities																
Weymouth (WEY)	d			0848									0948			
Upwey (UPW)	d			0852									0952			
Dorchester West (DCW)	a															
Dorchester South (DCH)	d			0900									1000			
Moreton (Dorset) (MTN)	d			0907									1007			
Wool (WOO)	d			0913									1013			
Wareham (WRM)	d			0920									1020			
Holton Heath (HOL)	d															
Hamworthy (HAM)	d			0927									1027			
Poole (POO)	4 a			0931									1031			
Poole (POO)	4 a			0932					0955				1032			
Parkstone (Dorset) (PKS)	d			0936									1037			
Branksome (BSM)	d			0940									1041			
Bournemouth (BMH)	a			0946					1004				1047			
Bournemouth (BMH)	d		0940	0951					1006			1040	1050			
Pokesdown (POK)	d								1010							
Christchurch (CHR)	d								1014							
Hinton Admiral (HNA)	d								1019							
New Milton (NWM)	d			1002					1023				1101			
Sway (SWY)	d								1028							
Yarmouth (I.O.W.) (YMH)	 d	0855			0905											
Lymington Pier (LYP)	 a	0935			0945											
Lymington Pier (LYP)	d		0944			1014					1044			1114		
Lymington Town (LYT)	d		0946			1016					1046			1116		
Brockenhurst (BCU)	3 a		0954	0954	1008	1024				1032	1054		1108	1124		
Brockenhurst (BCU)	3 d			0955	1009					1033			1109			
Beaulieu Road (BEU)	d									1039						
Ashurst New Forest (ANF)	d									1043						
Totton (TTN)	d									1048						
Redbridge (RDB)	d							1039								1139
Millbrook (Hants) (MBK)	d							1043								1143
Southampton Central (SOU)	a			1008	1023			1045		1053	←		1109	1123		1145
Southampton Central (SOU)	d			1015	1025			1059		1055	1059		1115	1125		1159
St Denys (SDN)	d							→			1104					→
Swaythling (SWG)	d										1107					
Southampton Airport Parkwy (SOA)	 d			1023	1033					1103	1110		1123	1132		
Portsmouth Harbour (PMH)	 d								1017							
Portsmouth & Southsea (PMS)	d								1022							
Fratton (FTN)	d								1026							
Hilsea (HLS)	d								1030							
Cosham (CSA)	d								1035							
Portchester (PTC)	d								1040							
Fareham (FRM)	d								1046							
Botley (BOE)	d								1053							
Hedge End (HDE)	d								1058							
Eastleigh (ESL)	3 a								1104	1107	1114					
Eastleigh (ESL)	3 d								1111		1115					
Chandlers Ford (CFR)	d										1120					
Romsey (ROM)	a										1128					
Shawford (SHW)	d									1117						
Winchester (WIN)	d			1031	1042					1123			1131	1142		
Micheldever (MIC)	d									1132						
Basingstoke (BSK)	a			1046	1058					1142			1146	1158		
Reading (RDG)	7 a			1106									1205			
Fleet (FLE)	a															
Farnborough (Main) (FNB)	a															
Woking (WOK)	a				1118					1203				1218		
Clapham Junction (CLJ)	10 a				1141					1227				1239		
London Waterloo (WAT)	 15 a				1154					1237				1249		

NOTES (see introductory pages for explanation of train operator codes and standard symbols)

- a Arrival time
- d Departure time
- A From Salisbury
- B To Manchester Piccadilly
- Y Runs until 30 December
- Z Runs from 7 January

Weymouth, Bournemouth, Yarmouth (IOW), Lymington, Southampton, Portsmouth and Fareham to Winchester and London

Sundays

Operator	SW	SW	SW	SW	XC	SW	GW	SW	SW	SW	SW	SW	SW	SW	XC
Days of operation/Notes 1st Class/Reservations/Bus/Ferry Catering facilities	□	□	A	□	B	□	D	Y	Z	□	A	□	□	A	□
	□	□	□	□	□	□	□	□	□	□	□	□	□	□	□
Weymouth (WEY)	d					1048	1058								
Upwey (UPW)	d					1052	1103								
Dorchester West (DCW)	a						1111								
Dorchester South (DCH)	d					1100									
Moreton (Dorset) (MTN)	d					1107									
Wool (WOO)	d					1113									
Wareham (WRM)	d					1120									
Holton Heath (HOL)	d														
Hamworthy (HAM)	d					1127									
Poole (POO)	4 a					1131									
Poole (POO)	4 d		1055			1132						1155			
Parkstone (Dorset) (PKS)	d					1136									
Branksome (BSM)	d					1140									
Bournemouth (BMH)	a		1104			1146						1204			
Bournemouth (BMH)	d		1106			1150						1206			1240
Pokesdown (POK)	d		1110									1210			
Christchurch (CHR)	d		1114									1214			
Hinton Admiral (HNA)	d		1119									1219			
New Milton (NWM)	d		1123			1201						1223			
Sway (SWY)	d		1128									1228			
Yarmouth (I.O.W.) (YMH)	d							1100	1105						
Lymington Pier (LYP)	a							1140	1145						
Lymington Pier (LYP)	d			1144						1214					1244
Lymington Town (LYT)	d			1146						1216					1246
Brockenhurst (BCU)	3 a		1132		1154	1208				1224			1232		1254
Brockenhurst (BCU)	3 d		1133			1209							1233		
Beaulieu Road (BEU)	d		1139										1239		
Ashurst New Forest (ANF)	d		1143										1243		
Totton (TTN)	d		1148										1248		
Redbridge (RDB)	d										1239				
Millbrook (Hants) (MBK)	d										1243				
Southampton Central (SOU)	a		1153	←	1208	1223					1245		1253	←	1308
Southampton Central (SOU)	d		1155		1215	1225					1259		1255		1315
St Denys (SDN)	d			1204							←			1304	
Swaythling (SWG)	d			1207										1307	
Southampton Airport Parkwy (SOA) ↔	d		1203	1210		1223	1232						1303	1310	1323
Portsmouth Harbour (PMH)	d	1117										1217			
Portsmouth & Southsea (PMS)	d	1122										1222			
Fratton (FTN)	d	1126										1226			
Hilsea (HLS)	d	1130										1230			
Cosham (CSA)	d	1135										1235			
Portchester (PTC)	d	1140										1240			
Fareham (FRM)	d	1146										1246			
Botley (BOE)	d	1153										1253			
Hedge End (HDE)	d	1158										1258			
Eastleigh (ESL)	3 a	1204	1207	1214								1304	1307	1314	
Eastleigh (ESL)	3 d	1211		1215								1311		1315	
Chandlers Ford (CFR)	d			1220										1320	
Romsey (ROM)	a			1228										1328	
Shawford (SHW)	d	1217										1317			
Winchester (WIN)	d	1223			1231	1242						1323			1331
Micheldever (MIC)	d	1232										1332			
Basingstoke (BSK)	a	1242			1246	1258						1342			1346
Reading (RDG)	7 a				1305										1406
Fleet (FLE)	a														
Farnborough (Main) (FNB)	a														
Woking (WOK)	a	1302				1318						1402			
Clapham Junction (CLJ)	10 a	1327				1339						1427			
London Waterloo (WAT)	15 a	1337				1349						1437			

NOTES (see introductory pages for explanation of train operator codes and standard symbols)

- a Arrival time
- d Departure time
- A From Salisbury
- B To Manchester Piccadilly
- D To Swindon
- Y Runs until 30 December
- Z Runs from 7 January

Weymouth, Bournemouth, Yarmouth (IOW), Lymington, Southampton, Portsmouth and Fareham to Winchester and London

Sundays





Operator	SW	SW Z	SW	SW A	SW	SW	SW A	SW	XC B	SW	SW Y	SW Z	SW	SW A	SW	SW
Days of operation/Notes 1st Class/Reservations/Bus/Ferry Catering facilities	□		□	□	□	□	□	□	□◇ ⚓	□			□	□	□	□
Weymouth (WEY)	d	1148								1248						
Upwey (UPW)	d	1152								1252						
Dorchester West (DCW)	a															
Dorchester South (DCH)	d	1200								1300						
Moreton (Dorset) (MTN)	d	1207								1307						
Wool (WOO)	d	1213								1313						
Wareham (WRM)	d	1220								1320						
Holton Heath (HOL)	d															
Hamworthy (HAM)	d	1227								1327						
Poole (POO)	4 a	1231								1331						
Poole (POO)	4 d	1232				1255				1332						1355
Parkstone (Dorset) (PKS)	d	1236								1337						
Branksome (BSM)	d	1240								1341						
Bournemouth (BMH)	a	1246				1304				1347						1404
Bournemouth (BMH)	d	1250				1306			1340	1350						1406
Pokesdown (POK)	d					1310										1410
Christchurch (CHR)	d					1314										1414
Hinton Admiral (HNA)	d					1319										1419
New Milton (NWM)	d	1301				1323				1401						1423
Sway (SWY)	d					1328										1428
Yarmouth (I.O.W.) (YMH)	d		1205								1300	1305				
Lymington Pier (LYP)	a		1245								1340	1345				
Lymington Pier (LYP)	d			1314				1344					1414			
Lymington Town (LYT)	d			1316				1346					1416			
Brockenhurst (BCU)	3 a	1308		1324			1332	1354		1408			1424			1432
Brockenhurst (BCU)	3 d	1309					1333			1409						1433
Beaulieu Road (BEU)	d						1339									1439
Ashurst New Forest (ANF)	d						1343									1443
Totton (TTN)	d						1348									1448
Redbridge (RDB)	d				1339										1439	
Millbrook (Hants) (MBK)	d				1343										1443	
Southampton Central (SOU)	a	1323			1346		1353	←	1408	1423					1445	1453
Southampton Central (SOU)	d	1325			1359		1355	1359	1415	1425					1459	1455
St Denys (SDN)	d				←			1404						→		
Swaythling (SWG)	d							1407								
Southampton Airport Parkwy (SOA) ←	d	1333					1403	1410		1423	1433					1503
Portsmouth Harbour (PMH)	d					1317										1417
Portsmouth & Southsea (PMS)	d					1322										1422
Fratton (FTN)	d					1326										1426
Hilsea (HLS)	d					1330										1430
Cosham (CSA)	d					1335										1435
Portchester (PTC)	d					1340										1440
Fareham (FRM)	d					1346										1446
Botley (BOE)	d					1353										1453
Hedge End (HDE)	d					1358										1458
Eastleigh (ESL)	3 a					1404	1407	1414							1504	1506
Eastleigh (ESL)	3 d						1411	1415								1511
Chandlers Ford (CFR)	d							1420							→	1507
Romsey (ROM)	a							1428								
Shawford (SHW)	d						1417									
Winchester (WIN)	d	1342					1423			1431	1442					1517
Micheldever (MIC)	d						1432									
Basingstoke (BSK)	a	1358					1443			1446	1458					1533
Reading (RDG)	7 a									1505						
Fleet (FLE)	a															
Farnborough (Main) (FNB)	a															
Woking (WOK)	a	1418					1502				1518					1553
Clapham Junction (CLJ)	10 a	1439					1527				1539					1614
London Waterloo (WAT)	15 a	1449					1537				1549					1624

NOTES (see introductory pages for explanation of train operator codes and standard symbols)

- a Arrival time
- d Departure time
- A From Salisbury
- B To Manchester Piccadilly
- Y Runs until 30 December
- Z Runs from 7 January

Weymouth, Bournemouth, Yarmouth (IOW), Lymington, Southampton, Portsmouth and Fareham to Winchester and London

Sundays

Operator	SW	SW A	SW	XC B	SW	GW E	SW Z	SW	SW A	SW	SW	SW	SW A	SW	XC B	SW
Days of operation/Notes 1st Class/Reservations/Bus/Ferry Catering facilities	□	□	□	□◇ ⚓	□			□	□	□	□	□	□	□	□◇ ⚓	□
Weymouth (WEY)	d				1348	1415										1448
Upwey (UPW)	d				1352	1420										1452
Dorchester West (DCW)	a					1428										
Dorchester South (DCH)	d				1400											1500
Moreton (Dorset) (MTN)	d				1407											1507
Wool (WOO)	d				1413											1513
Wareham (WRM)	d				1420											1520
Holton Heath (HOL)	d															
Hamworthy (HAM)	d				1427											1527
Poole (POO)	4 a				1431											1531
Poole (POO)	4 d				1432						1455					1532
Parkstone (Dorset) (PKS)	d				1437											1537
Branksome (BSM)	d				1441											1541
Bournemouth (BMH)	a				1447						1504					1547
Bournemouth (BMH)	d			1440	1450						1506				1540	1550
Pokesdown (POK)	d										1510					
Christchurch (CHR)	d										1514					
Hinton Admiral (HNA)	d										1519					
New Milton (NWM)	d				1501						1523					1601
Sway (SWY)	d										1528					
Yarmouth (I.O.W.) (YMH)	 d						1405									
Lymington Pier (LYP)	 a						1445									
Lymington Pier (LYP)	d			1444				1514							1544	
Lymington Town (LYT)	d			1446				1516							1546	
Brockenhurst (BCU)	3 a			1454	1508			1524			1532				1554	1608
Brockenhurst (BCU)	3 d				1509						1533					1609
Beaulieu Road (BEU)	d										1539					
Ashurst New Forest (ANF)	d										1543					
Totton (TTN)	d										1548					
Redbridge (RDB)	d									1539						
Millbrook (Hants) (MBK)	d									1543						
Southampton Central (SOU)	a		←	1509	1523					1545	1554			←	1609	1623
Southampton Central (SOU)	d			1459	1515	1525				1559	1555			1559	1615	1625
St Denys (SDN)	d			1504						←				1604		
Swaythling (SWG)	d			1507										1607		
Southampton Airport Parkwy (SOA)	← d			1510	1523	1533					1603			1610	1623	1633
Portsmouth Harbour (PMH)	 d										1517					
Portsmouth & Southsea (PMS)	d										1522					
Fratton (FTN)	d										1526					
Hilsea (HLS)	d										1530					
Cosham (CSA)	d										1535					
Portchester (PTC)	d										1540					
Fareham (FRM)	d										1546					
Botley (BOE)	d										1553					
Hedge End (HDE)	d										1558					
Eastleigh (ESL)	3 a	←	1514								1604	1607	←	1614		
Eastleigh (ESL)	3 d	1511	1515								1611	1607	1611	1615		
Chandlers Ford (CFR)	d		1520								←			1620		
Romsey (ROM)	a		1528											1628		
Shawford (SHW)	d	1517												1617		
Winchester (WIN)	d	1523		1531	1542						1617	1623			1631	1642
Micheldever (MIC)	d	1532										1632				
Basingstoke (BSK)	a	1542		1547	1558						1633	1642			1646	1658
Reading (RDG)	7 a			1606											1707	
Fleet (FLE)	a															
Farnborough (Main) (FNB)	a	1557												1657		
Woking (WOK)	a	1608			1618						1653	1708				1718
Clapham Junction (CLJ)	10 a	1628			1639						1714	1728				1739
London Waterloo (WAT)	↻ 15 a	1639			1649						1724	1739				1749

NOTES (see introductory pages for explanation of train operator codes and standard symbols)

- a Arrival time
- d Departure time
- A From Salisbury
- B To Manchester Piccadilly
- E To Bristol Temple Meads
- Z Runs from 7 January

Weymouth, Bournemouth, Yarmouth (IOW), Lymington, Southampton, Portsmouth and Fareham to Winchester and London

Sundays

Operator	SW	SW	SW	SW	SW	SW	SW	SW	SW	XC	SW	GW	SW	SW	SW	SW
Days of operation/Notes	Y	Z		A				A		B		E	Z		A	
1st Class/Reservations/Bus/Ferry Catering facilities																
Weymouth (WEY)	d											1548	1608			
Upwey (UPW)	d											1552	1613			
Dorchester West (DCW)	a												1621			
Dorchester South (DCH)	d											1600				
Moreton (Dorset) (MTN)	d											1607				
Wool (WOO)	d											1613				
Wareham (WRM)	d											1620				
Holton Heath (HOL)	d											1627				
Hamworthy (HAM)	d											1631				
Poole (POO)	4 a											1631				
Poole (POO)	4 d					1555						1632				
Parkstone (Dorset) (PKS)	d											1637				
Branksome (BSM)	d											1641				
Bournemouth (BMH)	a					1604						1647				
Bournemouth (BMH)	d					1606				1640		1650				
Pokesdown (POK)	d					1610										
Christchurch (CHR)	d					1614										
Hinton Admiral (HNA)	d					1619										
New Milton (NWM)	d					1623						1701				
Sway (SWY)	d					1628										
Yarmouth (I.O.W.) (YMH)	d	1500	1505										1605			
Lymington Pier (LYP)	a	1540	1545										1645			
Lymington Pier (LYP)	d			1614						1644					1714	
Lymington Town (LYT)	d			1616						1646					1716	
Brockenhurst (BCU)	3 a			1624						1654		1708			1724	
Brockenhurst (BCU)	3 d									1633		1709				
Beaulieu Road (BEU)	d									1639						
Ashurst New Forest (ANF)	d									1643						
Totton (TTN)	d									1648						
Redbridge (RDB)	d					1639										1739
Millbrook (Hants) (MBK)	d					1643										1743
Southampton Central (SOU)	a					1645				1708		1723				1745
Southampton Central (SOU)	d					1659				1715		1725				1759
St Denys (SDN)	d									1704						
Swaythling (SWG)	d									1707						
Southampton Airport Parkwy (SOA)	d									1710		1723	1733			
Portsmouth Harbour (PMH)	d															1717
Portsmouth & Southsea (PMS)	d					1617										1722
Fratton (FTN)	d					1622										1726
Hilsea (HLS)	d					1626										1730
Cosham (CSA)	d					1630										1735
Portchester (PTC)	d					1635										1740
Fareham (FRM)	d					1640										1746
Botley (BOE)	d					1646										1753
Hedge End (HDE)	d					1653										1758
Hedge End (HDE)	d					1658										1758
Eastleigh (ESL)	3 a					1704	1706		1714							1804
Eastleigh (ESL)	3 d															
Chandlers Ford (CFR)	d					1711	1707	1711	1715							1811
Romsey (ROM)	a								1720							
Romsey (ROM)	a								1728							
Shawford (SHW)	d								1717							
Winchester (WIN)	d								1717	1723			1731	1742		
Micheldever (MIC)	d								1732							
Basingstoke (BSK)	a								1733	1742			1747	1758		
Reading (RDG)	7 a												1806			
Fleet (FLE)	a															
Farnborough (Main) (FNB)	a								1757							
Woking (WOK)	a								1753	1808			1818			
Clapham Junction (CLJ)	10 a								1814	1829			1839			
London Waterloo (WAT)	15 a								1825	1839			1849			

NOTES (see introductory pages for explanation of train operator codes and standard symbols)

- a Arrival time
- d Departure time
- A From Salisbury
- B To Manchester Piccadilly
- E To Bristol Temple Meads
- Y Runs until 30 December
- Z Runs from 7 January

Weymouth, Bournemouth, Yarmouth (IOW), Lymington, Southampton, Portsmouth and Fareham to Winchester and London

Sundays

Operator	SW	SW	SW	SW	XC	SW	SW	SW	SW	SW	SW	SW	SW	SW	SW	XC
Days of operation/Notes 1st Class/Reservations/Bus/Ferry Catering facilities	□	□	A	□	B	□	Y	Z	□	A	□	□	□	A	□	B
	□	□	□	□	□	□	□	□	□	□	□	□	□	□	□	□
Weymouth (WEY)	d					1648										
Upwey (UPW)	d					1652										
Dorchester West (DCW)	a															
Dorchester South (DCH)	d					1700										
Moreton (Dorset) (MTN)	d					1707										
Wool (WOO)	d					1713										
Wareham (WRM)	d					1720										
Holton Heath (HOL)	d															
Hamworthy (HAM)	d					1727										
Poole (POO)	4 a					1731										
Poole (POO)	4 d	1655				1732					1755					
Parkstone (Dorset) (PKS)	d					1737										
Branksome (BSM)	d					1741										
Bournemouth (BMH)	a	1704				1747					1804					
Bournemouth (BMH)	d	1706			1740	1750					1806					1840
Pokesdown (POK)	d	1710									1810					
Christchurch (CHR)	d	1714									1814					
Hinton Admiral (HNA)	d	1719									1819					
New Milton (NWM)	d	1723				1801					1823					
Sway (SWY)	d	1728									1828					
Yarmouth (I.O.W.) (YMH)	d						1700	1705								
Lymington Pier (LYP)	a						1740	1745								
Lymington Pier (LYP)	d			1744					1814							1844
Lymington Town (LYT)	d			1746					1816							1846
Brockenhurst (BCU)	3 a	1732		1754	1754	1808			1824		1832					1854
Brockenhurst (BCU)	3 d	1733			1755	1809					1833					
Beaulieu Road (BEU)	d	1739									1839					
Ashurst New Forest (ANF)	d	1743									1843					
Totton (TTN)	d	1748									1848					
Redbridge (RDB)	d									1839						
Millbrook (Hants) (MBK)	d									1844						
Southampton Central (SOU)	a	1753		←	1810	1823				1846		1853		←		1908
Southampton Central (SOU)	d	1755		1759	1815	1825				1859		1855		1859		1915
St Denys (SDN)	d			1804						←				1904		
Swaythling (SWG)	d			1807										1907		
Southampton Airport Parkwy (SOA)	← d	1803		1810	1823	1833						1903		1910		1923
Portsmouth Harbour (PMH)	d										1817					
Portsmouth & Southsea (PMS)	d										1822					
Fratton (FTN)	d										1826					
Hilsea (HLS)	d										1830					
Cosham (CSA)	d										1835					
Portchester (PTC)	d										1840					
Fareham (FRM)	d										1846					
Botley (BOE)	d										1853					
Hedge End (HDE)	d										1858					
Eastleigh (ESL)	3 a	1806	←	1814							1904	1906	←	1914		
Eastleigh (ESL)	3 d	1807	1811	1815							1911	1907	1911	1915		
Chandlers Ford (CFR)	d			1820							←			1920		
Romsey (ROM)	a			1828										1928		
Shawford (SHW)	d		1817											1917		
Winchester (WIN)	d	1817	1823		1831	1842						1917	1923			1931
Micheldever (MIC)	d		1832										1932			
Basingstoke (BSK)	a	1833	1842		1846	1858						1933	1942			1946
Reading (RDG)	7 a				1906											2006
Fleet (FLE)	a															
Farnborough (Main) (FNB)	a		1857											1957		
Woking (WOK)	a	1853	1908			1918						1953	2008			
Clapham Junction (CLJ)	10 a	1915	1928			1939						2015	2028			
London Waterloo (WAT)	15 a	1925	1939			1949						2024	2040			

NOTES (see introductory pages for explanation of train operator codes and standard symbols)

- a Arrival time
- d Departure time
- A From Salisbury
- B To Manchester Piccadilly
- Y Runs until 30 December
- Z Runs from 7 January

Weymouth, Bournemouth, Yarmouth (IOW), Lymington, Southampton, Portsmouth and Fareham to Winchester and London

Sundays

Operator	SW	GW	SW	SW	SW	SW	SW	SW	SW	SW	XC	SW	SW	SW	SW	SW
Days of operation/Notes 1st Class/Reservations/Bus/Ferry	□	E	Z	□	A	□	□	□	□	□	F	□	Y	Z	□	A
	□		☐	□	□	□	□	□	□	□	◇	□	☐	☐	□	□
Weymouth (WEY)	d	1745	1753													1848
Upwey (UPW)	d	1749	1758													1852
Dorchester West (DCW)	a		1806													
Dorchester South (DCH)	d	1800c														1900
Moreton (Dorset) (MTN)	d	1807														1907
Wool (WOO)	d	1813														1913
Wareham (WRM)	d	1820														1920
Holton Heath (HOL)	d															
Hamworthy (HAM)	d	1827														1927
Poole (POO)	4 a	1831														1931
Poole (POO)	4 d	1832						1855								1932
Parkstone (Dorset) (PKS)	d	1836														1937
Branksome (BSM)	d	1840														1941
Bournemouth (BMH)	a	1847						1904								1947
Bournemouth (BMH)	d	1850						1906				1940				1950
Pokesdown (POK)	d							1910								
Christchurch (CHR)	d							1914								
Hinton Admiral (HNA)	d							1919								
New Milton (NWM)	d	1901						1923							2001	
Sway (SWY)	d							1928								
Yarmouth (I.O.W.) (YMH)	☐ d		1805											1900	1905	
Lymington Pier (LYP)	☐ a		1845											1940	1945	
Lymington Pier (LYP)	d			1914						1944						2014
Lymington Town (LYT)	d			1916						1946						2016
Brockenhurst (BCU)	3 a	1908		1924				1932		1954		2008				2024
Brockenhurst (BCU)	3 d	1909						1933				2009				
Beaulieu Road (BEU)	d							1939								
Ashurst New Forest (ANF)	d							1943								
Totton (TTN)	d							1948								
Redbridge (RDB)	d					1939										2039
Millbrook (Hants) (MBK)	d					1943										2043
Southampton Central (SOU)	a	1923				1945		1953		←		2008	2023			2045
Southampton Central (SOU)	d	1925				1959		1955		1959		2015	2025			2059
St Denys (SDN)	d					→				2004						→
Swaythling (SWG)	d									2007						
Southampton Airport Parkway (SOA) ↔	d	1933						2003		2010		2023	2033			
Portsmouth Harbour (PMH)	☐ d							1917								
Portsmouth & Southsea (PMS)	d							1922								
Fratton (FTN)	d							1926								
Hilsea (HLS)	d							1930								
Cosham (CSA)	d							1935								
Portchester (PTC)	d							1940								
Fareham (FRM)	d							1946								
Botley (BOE)	d							1953								
Hedge End (HDE)	d							1958								
Eastleigh (ESL)	3 a							2004	2006	←	2014					
Eastleigh (ESL)	3 d							2011	2007	2011	2015					
Chandlers Ford (CFR)	d							→			2020					
Romsey (ROM)	a										2028					
Shawford (SHW)	d									2017						
Winchester (WIN)	d	1942								2017	2023		2031	2042		
Micheldever (MIC)	d										2032					
Basingstoke (BSK)	a	1958							2033	2042			2046	2058		
Reading (RDG)	7 a												2106			
Fleet (FLE)	a															
Farnborough (Main) (FNB)	a									2057						
Woking (WOK)	a	2018							2053	2108				2118		
Clapham Junction (CLJ)	10 a	2039							2114	2128				2139		
London Waterloo (WAT)	↻ 15 a	2049							2124	2139				2149		

NOTES (see introductory pages for explanation of train operator codes and standard symbols)

- a Arrival time
- d Departure time
- c Arrives 4 minutes earlier
- A From Salisbury
- E To Bristol Temple Meads
- F To Birmingham New Street
- Y Runs until 30 December
- Z Runs from 7 January

Weymouth, Bournemouth, Yarmouth (IOW), Lymington, Southampton, Portsmouth and Fareham to Winchester and London

Sundays








Operator	SW	SW	SW	SW	SW	SW	SW	SW	SW	SW	SW	SW	SW	SW	SW	SW
Days of operation/Notes	□	□	□	A □	□	□	A □	□	□	□	A □	E	Y	□	Z	□
1st Class/Reservations/Bus/Ferry	□	□	□	□	□	□	□	□	□	□	□	□	□	□	□	□
Weymouth (WEY)	d									1958				2011		
Upwey (UPW)	d									2002				2016		
Dorchester West (DCW)	a													2024		
Dorchester South (DCH)	d									2010						
Moreton (Dorset) (MTN)	d									2017						
Wool (WOO)	d									2023						
Wareham (WRM)	d									2030						
Holton Heath (HOL)	d															
Hamworthy (HAM)	d									2037						
Poole (POO)	4 a									2042						
Poole (POO)	4 d		1955							2049						
Parkstone (Dorset) (PKS)	d									2053						
Branksome (BSM)	d									2056						
Bournemouth (BMH)	a		2004							2102						
Bournemouth (BMH)	d		2006							2106						
Pokesdown (POK)	d		2010							2110						
Christchurch (CHR)	d		2014							2114						
Hinton Admiral (HNA)	d		2019							2119						
New Milton (NWM)	d		2023							2123						
Sway (SWY)	d		2028							2128						
Yarmouth (I.O.W.) (YMH)	d												2050		2105	
Lymington Pier (LYP)	a												2130		2145	
Lymington Pier (LYP)	d					2044	2114								2144	2214
Lymington Town (LYT)	d					2046	2116								2146	2216
Brockenhurst (BCU)	3 a		2032			2054	2124			2132					2154	2224
Brockenhurst (BCU)	3 d		2033							2133						
Beaulieu Road (BEU)	d		2039							2139						
Ashurst New Forest (ANF)	d		2043							2143						
Totton (TTN)	d		2048							2148						
Redbridge (RDB)	d								2139							
Millbrook (Hants) (MBK)	d								2143							
Southampton Central (SOU)	a		2053		←				2145		2153		←			
Southampton Central (SOU)	d		2055		2059				2159		2155		2159			
St Denys (SDN)	d				2104				←				2204			
Swaythling (SWG)	d				2107								2207			
Southampton Airport Parkway (SOA) ↔	d		2103		2110						2203		2210			
Portsmouth Harbour (PMH)	d	2017								2117						
Portsmouth & Southsea (PMS)	d	2022								2122						
Fratton (FTN)	d	2026								2126						
Hilsea (HLS)	d	2030								2130						
Cosham (CSA)	d	2035								2135						
Portchester (PTC)	d	2040								2140						
Fareham (FRM)	d	2046								2146						
Botley (BOE)	d	2053								2153						
Hedge End (HDE)	d	2058								2158						
Eastleigh (ESL)	3 a	2104	2106	←	2114					2205	2206	←	2214			
Eastleigh (ESL)	3 d	2111	2107	2111	2115					2211	2207	2211	2215			
Chandlers Ford (CFR)	d	←			2120					←			2220			
Romsey (ROM)	a				2128								2231			
Shawford (SHW)	d			2117									2218			
Winchester (WIN)	d		2117	2123							2217	2223				
Micheldever (MIC)	d			2132								2232				
Basingstoke (BSK)	a		2133	2142							2234	2242				
Reading (RDG)	7 a															
Fleet (FLE)	a															
Farnborough (Main) (FNB)	a			2157								2258				
Woking (WOK)	a		2153	2208							2254	2308				
Clapham Junction (CLJ)	10 a		2214	2228							2314	2328				
London Waterloo (WAT)	↔ 15 a		2224	2237							2324	2339				

NOTES (see introductory pages for explanation of train operator codes and standard symbols)

- a Arrival time
- d Departure time
- A From Salisbury
- E To Bristol Temple Meads
- Y Runs until 30 December
- Z Runs from 7 January

Weymouth, Bournemouth, Yarmouth (IOW), Lymington, Southampton, Portsmouth and Fareham to Winchester and London

Sundays

Operator	SW	SW	SW	SW	SW	SW	SW
Days of operation/Notes	G	□	□	G	□	□	□
1st Class/Reservations/Bus/Ferry	□	□	□	□	□	□	□
Weymouth (WEY)	d		2058		2158	2258	
Upwey (UPW)	d		2102		2202	2302	
Dorchester West (DCW)	a						
Dorchester South (DCH)	d		2110		2210	2310	
Moreton (Dorset) (MTN)	d		2117		2217	2317	
Wool (WOO)	d		2123		2223	2323	
Wareham (WRM)	d		2130		2230	2330	
Holton Heath (HOL)	d						
Hamworthy (HAM)	d		2137		2237	2337	
Poole (POO)	4 a		2142		2242	2342	
Poole (POO)	4 d		2150		2250	2350	
Parkstone (Dorset) (PKS)	d		2154		2254	2354	
Branksome (BSM)	d		2157		2257	2357	
Bournemouth (BMH)	a		2203		2303	0003	
Bournemouth (BMH)	d		2208		2308		
Pokesdown (POK)	d		2212		2312		
Christchurch (CHR)	d		2216		2316		
Hinton Admiral (HNA)	d		2221		2321		
New Milton (NWM)	d		2225		2325		
Sway (SWY)	d		2230		2330		
Yarmouth (I.O.W.) (YMH)	 d						
Lymington Pier (LYP)	 a						
Lymington Pier (LYP)	d						
Lymington Town (LYT)	d						
Brockenhurst (BCU)	3 a		2234		2335		
Brockenhurst (BCU)	3 d		2235		2336		
Beaulieu Road (BEU)	d						
Ashurst New Forest (ANF)	d		2243		2343		
Totton (TTN)	d		2248		2348		
Redbridge (RDB)	d	2235					
Millbrook (Hants) (MBK)	d	2241					
Southampton Central (SOU)	a	2247	2253		2355		
Southampton Central (SOU)	d	2305	2255	2305			
St Denys (SDN)	d			2310			
Swaythling (SWG)	d			2313			
Southampton Airport Parkway (SOA)	 d		2303	2316			
Portsmouth Harbour (PMH)	 d		2217				2317
Portsmouth & Southsea (PMS)	d		2222				2322
Fratton (FTN)	d		2226				2326
Hilsea (HLS)	d		2230				2330
Cosham (CSA)	d		2235				2335
Portchester (PTC)	d		2240				2340
Fareham (FRM)	d		2246				2346
Botley (BOE)	d		2253				2353
Hedge End (HDE)	d		2258				2358
Eastleigh (ESL)	3 a		2305	2309	2320		0005
Eastleigh (ESL)	3 d			2311	2322		
Chandlers Ford (CFR)	d				2327		
Romsey (ROM)	a				2335		
Shawford (SHW)	d			2317			
Winchester (WIN)	d			2323			
Micheldever (MIC)	d			2332			
Basingstoke (BSK)	a			2342			
Reading (RDG)	7 a						
Fleet (FLE)	a						
Farnborough (Main) (FNB)	a						
Woking (WOK)	a			0002			
Clapham Junction (CLJ)	10 a			0023			
London Waterloo (WAT)	 15 a			0033			

NOTES (see introductory pages for explanation of train operator codes and standard symbols)

- a Arrival time
- d Departure time
- G From Romsey