

London to Kettering, Corby, Leicester, Nottingham, Derby, Chesterfield and Sheffield

**Mondays to Fridays**

Operator 1st Class/Reservations/Bus Catering facilities	EM 1◇	EM	EM 1◇	EM 1◇	EM	EM 1◇	EM ◇	EM 1◇	EM 1◇	EM ◇	EM 1◇	EM 1◇	EM ◇	EM 1◇	EM 1◇	EM ◇	EM 1◇	EM 1◇
St Pancras International (STP)  d				0527			0545	0559	0605	0617				0635		0647	0702	0705
Luton Airport Parkway (LTN)  d							0607			0643						0709		
Luton (LUT)  d							0610			0646						0712		
Bedford (BDM)  d							0626		0639	0701			0711		0728			
Wellingborough (WEL) d							0637	0642		0713					0739			0751
Kettering (KET) a							0644		0653	0721			0726		0747			0757
Kettering (KET) d			0606				0646		0654	0722			0727			0748		0758
Corby (COR) d							0654a			0730a						0756a		
Oakham (OKM) a																		
Melton Mowbray (MMO) a																		
Market Harborough (MHR) d			0618						0704					0737				0808
Leicester (LEI) a			0632	0636				0705	0718					0749				0822
Leicester (LEI) d	0548	0632	0641	0637	0638	0641		0706	0719		0742	0743	0750					0825
Syston (SYS) d		0640			0647						0749							
Sileby (SIL) d		0645			0652						0754							
Barrow Upon Soar (BWS) d		0649			0658						0758				0758			
Loughborough (LBO) d	0600	0654a		0647	0704	0653			0729			0753		0804				0835
East Midlands Parkway (EMD)  d	0607		0654	0713	0700				0737			0800		0813				0842
Attenborough (ATB) d					0721										0819			
Beeston (BEE) d					0725	0707			0743					0821	0823			0849
Nottingham (NOT)  a					0732	0713			0750					0830	0830			0859
Newark Castle (NCT) a					0803										0903			
Lincoln (LCN) a					0836										0932			
Grimsby Town (GMB) a															1027			
Long Eaton (LGE) d	0613			0659									0805					
Derby (DBY)  a	0622			0708				0729					0814					0830
Chesterfield (CHD) a	0642			0727				0747					0832					0851
Sheffield (SHF)  a	0708			0743				0802					0845					0907

Operator 1st Class/Reservations/Bus Catering facilities	EM ◇	EM 1◇	EM	EM 1◇	EM	EM ◇	EM 1◇	EM 1◇	EM ◇	EM 1◇	EM 1◇	EM ◇	EM 1◇	EM 1◇	EM ◇	EM 1◇	EM 1◇	EM ◇
St Pancras International (STP)  d	0718	0730		0735		0749	0803	0806	0818	0832		0835		0847	0902	0905	0915	0915
Luton Airport Parkway (LTN)  d	0742					0811			0841					0912				0937
Luton (LUT)  d	0745					0814			0845					0915				0940
Bedford (BDM)  d	0800					0830			0901					0930				0956
Wellingborough (WEL) d	0811					0841			0912					0941				1007
Kettering (KET) a	0819			0825		0848		0854	0920				0925	0950				1015
Kettering (KET) d	0820			0826		0849		0856	0921				0926	0951				1016
Corby (COR) d	0828a					0857a			0929a					0959a				1024a
Oakham (OKM) a																		
Melton Mowbray (MMO) a																		
Market Harborough (MHR) d				0836				0906					0936					1006
Leicester (LEI) a		0839		0848			0908	0919		0939			0948		1009	1020		
Leicester (LEI) d		0840	0842	0849			0909	0920		0940	0944	0950			1010	1021		
Syston (SYS) d			0849								0952							
Sileby (SIL) d			0854								0958							
Barrow Upon Soar (BWS) d			0858		0858						1003		1003					
Loughborough (LBO) d		0850			0904			0930		0950			1008					1031
East Midlands Parkway (EMD)  d		0857			0913			0938		0958			1017					1039
Attenborough (ATB) d					0918								1024					
Beeston (BEE) d					0922			0946					1028					1045
Nottingham (NOT)  a				0911	0928			0953				1011	1033					1051
Newark Castle (NCT) a					0957								1057					
Lincoln (LCN) a					1026								1129					
Grimsby Town (GMB) a													1224					
Long Eaton (LGE) d		0902								1002								
Derby (DBY)  a		0911					0930			1011					1030			
Chesterfield (CHD) a		0929					0948			1029					1049			
Sheffield (SHF)  a		0942					1001			1042					1105			

For the complete service between London, Luton and Bedford see table 051

For the complete service between Attenborough and Nottingham see table 056

For the complete service between Nottingham, Lincoln and Grimsby see table 057













For the complete service between Derby, Chesterfield and Sheffield see table 053














NOTES (see introductory pages for explanation of train operator codes and standard symbols)

- a Arrival time
- d Departure time

London to Kettering, Corby, Leicester, Nottingham, Derby, Chesterfield and Sheffield

**Mondays to Fridays**

Operator 1st Class/Reservations/Bus Catering facilities	EM 1◇	EM	EM 1◇	EM	EM 1◇	EM 1◇	EM 1◇	EM ◇	EM 1◇	EM 1◇	EM 1◇	EM ◇	EM 1◇	EM 1◇	EM ◇	EM 1◇	EM 1◇
St Pancras International (STP)  d	0932		0935		0945	1002	1005	1015	1032		1035		1045	1102	1105	1115	1132
Luton Airport Parkway (LTN)  d					1007			1037					1107			1137	
Luton (LUT)  d					1010			1040					1110			1140	
Bedford (BDM)  d					1026			1056					1126			1156	
Wellingborough (WEL) d					1037			1107					1137			1207	
Kettering (KET) a			1021		1045		1053	1115			1121		1145		1153	1215	
Kettering (KET) d			1022		1046		1054	1117			1122		1146		1154	1216	
Corby (COR) d					1055a			1125a					1154a			1224a	
Oakham (OKM) a																	
Melton Mowbray (MMO) a																	
Market Harborough (MHR) d			1032				1104				1132				1204		
Leicester (LEI) a	1036		1046			1107	1117		1136		1146			1205	1217		1234
Leicester (LEI) d	1037	1043	1047			1108	1118		1137	1142	1147			1206	1218		1235
Syston (SYS) d		1050								1149							
Sileby (SIL) d		1055								1154							
Barrow Upon Soar (BWS) d		1059		1059						1158		1158					
Loughborough (LBO) d	1047			1105			1128		1147			1204			1228		1246
East Midlands Parkway (EMD)  d	1054			1114			1135		1154			1212			1235		1253
Attenborough (ATB) d				1121								1220					
Beeston (BEE) d				1125			1142					1224			1242		
Nottingham (NOT)  a			1107	1132			1150				1208	1232			1250		
Newark Castle (NCT) a				1157								1257					
Lincoln (LCN) a				1227								1330					
Grimsby Town (GMB) a												1425					
Long Eaton (LGE) d	1059								1159								1259
Derby (DBY)  a	1108					1129			1208					1228			1308
Chesterfield (CHD) a	1126					1147			1228					1247			1327
Sheffield (SHF)  a	1142					1201			1242					1300			1342















Operator 1st Class/Reservations/Bus Catering facilities	EM	EM 1◇	EM ◇	EM 1◇	EM 1◇	EM ◇	EM 1◇	EM 1◇	EM 1◇	EM 1◇	EM ◇	EM 1◇	EM 1◇	EM ◇	EM 1◇	EM 1◇	EM
St Pancras International (STP)  d		1135		1145	1202	1205	1215	1232		1235		1245	1302	1305	1315	1332	
Luton Airport Parkway (LTN)  d				1207			1237					1307			1337		
Luton (LUT)  d				1210			1240					1310			1340		
Bedford (BDM)  d				1226			1256					1326			1356		
Wellingborough (WEL) d				1237			1307					1337			1407		
Kettering (KET) a		1220		1245		1252	1316			1321		1345		1352	1416		
Kettering (KET) d		1221		1246		1253	1317			1322		1347		1353	1417		
Corby (COR) d				1254a			1325a					1356a			1425a		
Oakham (OKM) a																	
Melton Mowbray (MMO) a																	
Market Harborough (MHR) d		1231				1305				1332				1404			
Leicester (LEI) a		1245			1306	1317		1335		1346			1405	1417		1436	
Leicester (LEI) d	1243	1246			1308	1319		1338	1338	1347			1407	1418		1437	1438
Syston (SYS) d	1250								1348e								1446
Sileby (SIL) d	1255								1353								1451
Barrow Upon Soar (BWS) d	1259		1259						1357		1357						1456
Loughborough (LBO) d			1305			1329		1348				1403		1428		1447	
East Midlands Parkway (EMD)  d			1314			1336		1355				1413		1435		1454	
Attenborough (ATB) d			1320									1419					
Beeston (BEE) d			1324			1343						1422			1442		
Nottingham (NOT)  a		1307	1332			1350				1408		1432		1450			
Newark Castle (NCT) a			1356									1459					
Lincoln (LCN) a			1425									1530					
Grimsby Town (GMB) a												1626					
Long Eaton (LGE) d								1400									1459
Derby (DBY)  a					1328			1409					1428				1508
Chesterfield (CHD) a					1347			1429					1446				1527
Sheffield (SHF)  a					1405			1442					1505				1542
















NOTES (see introductory pages for explanation of train operator codes and standard symbols)

- a Arrival time
- d Departure time
- e Arrives 3 minutes earlier

## London to Kettering, Corby, Leicester, Nottingham, Derby, Chesterfield and Sheffield

## Mondays to Fridays

Operator 1st Class/Reservations/Bus Catering facilities	EM 1◇	EM	EM ◇	EM 1◇	EM 1◇	EM ◇	EM 1◇	EM	EM 1◇	EM	EM 1◇	EM ◇	EM 1◇	EM 1◇	EM ◇	EM 1◇	EM 1◇
St Pancras International (STP)    d	1335		1345	1402	1405	1415	1432		1435		1445	1502	1505	1515	1531		1535
Luton Airport Parkway (LTN)  d			1407			1437					1507			1537			
Luton (LUT)  d			1410			1440					1510			1540			
Bedford (BDM)  d			1426			1456					1526			1556			
Wellingborough (WEL) d			1437			1508					1537			1607			
Kettering (KET) a	1421		1445		1452	1515			1521		1545		1551	1614			1621
Kettering (KET) d	1422		1446		1453	1516			1522		1546		1552	1615			1622
Corby (COR) d			1454a			1524a					1554a			1623a			
Oakham (OKM) a																	
Melton Mowbray (MMO) a																	
Market Harborough (MHR) d	1432				1503				1532				1602				1632
Leicester (LEI) a	1446			1505	1516		1536		1546			1606	1615		1636		1646
Leicester (LEI) d	1447			1506	1517		1537	1543	1547			1607	1617		1637	1643	1647
Syston (SYS) d								1551								1650	
Sileby (SIL) d								1557								1655	
Barrow Upon Soar (BWS) d		1456						1602		1602						1659	
Loughborough (LBO) d		1503			1528		1547			1607			1627		1647		
East Midlands Parkway (EMD)  a		1512			1535		1554			1617			1634		1654		
Attenborough (ATB) d		1519								1624							
Beeston (BEE) d		1523			1542					1628			1641				
Nottingham (NOT)  a	1507	1532			1550				1609	1635			1650				1709
Newark Castle (NCT) a		1555								1702							
Lincoln (LCN) a		1624								1732							
Grimsby Town (GMB) a										1826							
Long Eaton (LGE) d							1559								1659		
Derby (DBY)  a				1528			1609					1628			1708		
Chesterfield (CHD) a				1547			1628					1646			1728		
Sheffield (SHF)  a				1600			1642					1700			1743		

Operator Days of operation/Notes 1st Class/Reservations/Bus Catering facilities	EM	EM ◇	EM 1◇	EM 1◇	EM ◇	EM 1◇	EM A	EM 1◇	EM A	EM ◇	EM 1◇	EM 1◇	EM ◇	EM 1◇	EM 1◇	EM ◇	EM 1◇
St Pancras International (STP)    d		1545	1602	1605	1616	1632		1635		1647	1702	1705	1717	1732		1735	
Luton Airport Parkway (LTN)  d		1608			1639					1709			1741				
Luton (LUT)  d		1611			1642					1712			1744				
Bedford (BDM)  d		1627			1658					1728			1800				
Wellingborough (WEL) d		1638			1709					1739			1811				
Kettering (KET) a		1646		1651	1717			1725		1746		1756	1819				1824
Kettering (KET) d		1647		1653	1718			1726		1748		1758	1820				1826
Corby (COR) d		1655a			1726a					1756a			1828a				
Oakham (OKM) a																	
Melton Mowbray (MMO) a																	
Market Harborough (MHR) d				1703				1737				1808					1836
Leicester (LEI) a			1706	1717		1739		1749			1809	1822		1840			1848
Leicester (LEI) d			1707	1719		1741	1743	1751			1811	1823		1841	1841	1850	
Syston (SYS) d							1750								1849		
Sileby (SIL) d							1755								1854		
Barrow Upon Soar (BWS) d	1659						1759		1759						1858		1858
Loughborough (LBO) d	1705			1729		1751			1805			1834	1851				1904
East Midlands Parkway (EMD)  d	1714			1737		1758		1804	1816e			1842	1859		1903	1913	
Attenborough (ATB) d	1720								1822								1920
Beeston (BEE) d	1724			1744					1825			1849					1925
Nottingham (NOT)  a	1732			1751				1821	1831			1855				1913	1932
Newark Castle (NCT) a	1801								1902								2003
Lincoln (LCN) a	1833								1931								2034
Grimsby Town (GMB) a									2026								
Long Eaton (LGE) d						1804								1903			
Derby (DBY)  a			1728			1813					1834			1912			
Chesterfield (CHD) a			1747			1836					1853			1931			
Sheffield (SHF)  a			1805			1854					1917			1948			

NOTES (see introductory pages for explanation of train operator codes and standard symbols)

- a Arrival time
- d Departure time
- e Arrives 3 minutes earlier
- A To Cleethorpes

London to Kettering, Corby, Leicester, Nottingham, Derby, Chesterfield and Sheffield

**Mondays to Fridays**

Operator Days of operation/Notes 1st Class/Reservations/Bus Catering facilities	EM	EM	EM	EM	EM	EM	EM	EM	EM	EM	EM	EM	EM	EM	EM	EM	EM
	◇	◇	◇	◇	◇	A	◇	◇	A	◇	◇	◇	◇	◇	◇	◇	◇
St Pancras International (STP)	d 1747	1802	1805	1817	1832		1835			1847	1902	1905	1915	1932		1935	
Luton Airport Parkway (LTN)	d 1812			1839						1909			1937				
Luton (LUT)	d 1815			1842						1912			1940				
Bedford (BDM)	d 1830			1859						1928			1956				
Wellingborough (WEL)	d 1842			1910						1939			2007				
Kettering (KET)	a 1850		1856	1918			1927			1947		1955	2015			2024	
Kettering (KET)	d 1851		1857	1919			1933	1938		1949		1956	2016			2026	
Corby (COR)	d 1859a			1927a				1947		1957a			2024a				
Oakham (OKM)	a							2006									
Melton Mowbray (MMO)	a							2017									
Market Harborough (MHR)	d		1907				1943					2006				2036	
Leicester (LEI)	a	1909	1920		1940		1955			2007	2019		2040			2048	
Leicester (LEI)	d	1910	1921		1941	1944	1957			2008	2020		2041	2042	2049	2050	
Syston (SYS)	d					1951											
Sileby (SIL)	d					1956								2054			
Barrow Upon Soar (BWS)	d					2000								2058			2058
Loughborough (LBO)	d		1931		1951	2006	2007				2031		2051				2104
East Midlands Parkway (EMD)	d		1938		1959	2015			2015		2038		2058				
Attenborough (ATB)	d								2020								2121
Beeston (BEE)	d		1947						2024			2046					2125
Nottingham (NOT)	a		1956				2025		2030			2053				2114	2131
Newark Castle (NCT)	a								2059								2204
Lincoln (LCN)	a								2129								2234
Grimsby Town (GMB)	a								2224								
Long Eaton (LGE)	d				2003										2103		
Derby (DBY)	a	1931			2012						2031				2112		
Chesterfield (CHD)	a	1949			2031						2051				2131		
Sheffield (SHF)	a	2002			2049						2116				2145		








Operator Days of operation/Notes 1st Class/Reservations/Bus Catering facilities	EM	EM	EM	EM	EM	EM	EM	EM	EM	EM	EM	EM	EM	EM	EM	EM	EM
	◇	◇	◇	◇	B	◇	B	◇	◇	◇	◇	◇	◇	◇	◇	◇	◇
St Pancras International (STP)	d 1945	2002	2005	2015		2031		2034	2045	2102	2105	2115	2132	2135	2145	2215	
Luton Airport Parkway (LTN)	d	2007		2037				2034	2107		2105	2137			2207	2238	
Luton (LUT)	d	2010		2040					2110		2105	2140			2210	2241	
Bedford (BDM)	d	2026		2056					2126		2105	2156			2226	2256	
Wellingborough (WEL)	d	2037		2107					2138		2105	2208			2237	2308	
Kettering (KET)	a	2047		2055	2115				2120	2146	2105	2215		2221	2245	2316	
Kettering (KET)	d	2048		2057	2116				2121	2147		2153	2216	2222	2247	2317	
Corby (COR)	d	2056a			2126a					2155a			2224a		2255a	2325a	
Oakham (OKM)	a																
Melton Mowbray (MMO)	a																
Market Harborough (MHR)	d		2107					2131			2203			2232			
Leicester (LEI)	a	2110	2122		2136			2145		2205	2215		2237	2245			
Leicester (LEI)	d	2111	2123		2130	2137		2146		2206	2218		2238	2246			2252
Syston (SYS)	d				2137												2300
Sileby (SIL)	d				2142												2305
Barrow Upon Soar (BWS)	d				2146		2146										
Loughborough (LBO)	d		2133			2147	2152				2228		2248				2310
East Midlands Parkway (EMD)	d		2141			2154	2207f				2235		2256	2300			2318
Attenborough (ATB)	d						2220										2323
Beeston (BEE)	d		2149				2224				2242						2328
Nottingham (NOT)	a		2155				2231	2207			2248			2310			2334
Newark Castle (NCT)	a																
Lincoln (LCN)	a																
Grimsby Town (GMB)	a																
Long Eaton (LGE)	d					2159								2300			
Derby (DBY)	a	2131				2210					2228			2309			
Chesterfield (CHD)	a	2150				2228					2246			2328			
Sheffield (SHF)	a	2204				2243					2301			2341			

**NOTES** (see introductory pages for explanation of train operator codes and standard symbols)

- a Arrival time
- d Departure time
- f Arrives 7 minutes earlier
- A To Cleethorpes
- B From Peterborough

## London to Kettering, Corby, Leicester, Nottingham, Derby, Chesterfield and Sheffield

**Mondays to Fridays**

Operator 1st Class/Reservations/Bus Catering facilities	EM 1◇ T	EM 1◇ T	EM ◇	EM 1◇ T	EM 1◇ T	EM ◇
St Pancras International (STP)   15 d	2232	2235	2247	2305	2335	2354
Luton Airport Parkway (LTN)  7 d			2316	2346		0033
Luton (LUT) 10 d			2319			0036
Bedford (BDM) 7 d			2340			0102
Wellingborough (WEL) d			2354	0022		0113
Kettering (KET) a		2321	0001	0031	0055	0121
Kettering (KET) d		2322	0003	0037	0056	0122
Corby (COR) d			0011a			0130a
Oakham (OKM) a						
Melton Mowbray (MMO) a						
Market Harborough (MHR) d		2332				
Leicester (LEI) a	2336	2345		0125	0143	
Leicester (LEI) d	2337	2346		0130	0149	
System (SYS) d						
Sileby (SIL) d						
Barrow Upon Soar (BWS) d						
Loughborough (LBO) d	2347	2359c		0140	0159	
East Midlands Parkway (EMD)  d	2354	0009e		0148	0207	
Attenborough (ATB) d						
Beeston (BEE) d		0019			0213	
Nottingham (NOT)  8 a		0025			0219	
Newark Castle (NCT) a						
Lincoln (LCN) a						
Grimsby Town (GMB) a						
Long Eaton (LGE) d	2359			0152		
Derby (DBY)  6 a	0008			0201		
Chesterfield (CHD) a	0026					
Sheffield (SHF)  7 a	0039					

**NOTES** (see introductory pages for explanation of train operator codes and standard symbols)

- a Arrival time
- d Departure time
- c Arrives 4 minutes earlier
- e Arrives 3 minutes earlier

## London to Kettering, Corby, Leicester, Nottingham, Derby, Chesterfield and Sheffield

## Saturdays

Operator 1st Class/Reservations/Bus Catering facilities	EM 1◇	EM	EM ◇	EM 1◇	EM 1◇	EM ◇	EM	EM 1◇	EM 1◇	EM ◇	EM 1◇	EM 1◇	EM ◇	EM 1◇	EM 1◇	EM ◇	EM 1◇	EM 1◇	EM ◇	EM 1◇
St Pancras International (STP)  15 d						0530	0533		0600	0605	0608	0630	0633	0646		0702	0705	0715	0732	
Luton Airport Parkway (LTN)  7 d							0601				0630			0708				0737		
Luton (LUT)  10 d							0604				0633			0711				0740		
Bedford (BDM)  7 d							0619			0638	0649		0706	0727			0739	0756		
Wellingborough (WEL)							0630		0642		0701			0738			0750	0808		
Kettering (KET)							0638			0652	0709		0720	0746			0756	0815		
Kettering (KET)			0555	0609			0639			0653	0710		0721	0748			0757	0816		
Corby (COR)			0603a				0649a				0720a			0757a				0824a		
Oakham (OKM)																				
Melton Mowbray (MMO)																				
Market Harborough (MHR)				0619						0704			0731				0807			
Leicester (LEI)				0633	0638				0707	0718		0733	0744			0806	0820		0836	
Leicester (LEI)		0551	0631		0643	0639		0648	0708	0719		0734	0745		0753	0807	0821		0837	
Syston (SYS)			0639					0655						0800						
Sileby (SIL)			0645					0700						0805						
Barrow Upon Soar (BWS)			0649					0704						0809						
Loughborough (LBO)		0601	0654a		0654	0649		0710	0718	0729		0745	0755	0821f			0831		0847	
East Midlands Parkway (EMD)  4 d		0608			0701	0657		0719	0725	0737		0753		0830			0839		0854	
Attenborough (ATB)								0725						0836						
Beeston (BEE)				0710				0729		0743				0839			0845			
Nottingham (NOT)  8 a				0717				0735		0751			0811	0846			0853			
Newark Castle (NCT)								0801						0913						
Lincoln (LCN)								0831						0942						
Grimsby Town (GMB)																				
Long Eaton (LGE)		0613				0701							0757						0859	
Derby (DBY)  6 a		0622				0709			0735				0806			0827			0908	
Chesterfield (CHD)		0644				0728			0754				0828			0846			0930	
Sheffield (SHF)  7 a		0708				0743			0807				0844			0900			0945	

Operator 1st Class/Reservations/Bus Catering facilities	EM 1◇	EM 1◇	EM	EM ◇	EM 1◇	EM 1◇	EM ◇	EM 1◇	EM	EM 1◇	EM 1◇	EM ◇	EM 1◇	EM 1◇	EM ◇	EM 1◇	EM 1◇	EM	EM 1◇
St Pancras International (STP)  15 d		0735		0745	0802	0805	0815	0832		0835		0845	0902	0905	0915	0932			0935
Luton Airport Parkway (LTN)  7 d				0807			0837					0907			0937				
Luton (LUT)  10 d				0810			0840					0910			0940				
Bedford (BDM)  7 d				0826			0856					0926			0956				
Wellingborough (WEL)				0838			0908					0938			1008				
Kettering (KET)		0821		0845		0852	0915		0921		0945		0952	1016					1021
Kettering (KET)		0822		0846		0854	0916		0922		0946		0953	1016					1022
Corby (COR)				0854a			0924a				0954a			1024a					
Oakham (OKM)																			
Melton Mowbray (MMO)																			
Market Harborough (MHR)		0832				0904			0932				1003						1032
Leicester (LEI)		0845			0905	0916		0936	0945		1005	1016		1036					1045
Leicester (LEI)		0843	0846		0906	0917		0937	0943	0946		1006	1018		1037	1043			1046
Syston (SYS)		0850							0951										1050
Sileby (SIL)		0855		←					0956		←								1055
Barrow Upon Soar (BWS)		0859		0859					1000		1000								1059
Loughborough (LBO)		←		0905		0927		0947	←		1005		1028		1047	←			
East Midlands Parkway (EMD)  4 d				0916c		0935		0954			1014		1035		1054				
Attenborough (ATB)				0923							1026								
Beeston (BEE)				0927		0941					1030		1042						
Nottingham (NOT)  8 a		0911	0934			0950			1009	1037		1049							1109
Newark Castle (NCT)				0957							1101								
Lincoln (LCN)				1027							1130								
Grimsby Town (GMB)											1226								
Long Eaton (LGE)								0959											1059
Derby (DBY)  6 a						0927			1008				1027						1108
Chesterfield (CHD)						0945			1028				1045						1129
Sheffield (SHF)  7 a						1000			1042				1058						1142

NOTES (see introductory pages for explanation of train operator codes and standard symbols)

- a Arrival time
- d Departure time
- c Arrives 3 minutes earlier
- f Arrives 7 minutes earlier

London to Kettering, Corby, Leicester, Nottingham, Derby, Chesterfield and Sheffield

Saturdays

Operator 1st Class/Reservations/Bus Catering facilities	EM	EM	EM	EM	EM	EM	EM	EM	EM	EM	EM	EM	EM	EM	EM	EM	EM	EM
	◇	◇	◇	◇	◇	◇	◇	◇	◇	◇	◇	◇	◇	◇	◇	◇	◇	◇
St Pancras International (STP)  d		0945	1002	1005	1015	1032		1035		1045	1102	1105	1115	1132		1135		1145
Luton Airport Parkway (LTN)  d		1007			1037			1035		1107			1137					1207
Luton (LUT)  d		1010			1040					1110			1140					1210
Bedford (BDM)  d		1026			1056					1126			1156					1226
Wellingborough (WEL) d		1038			1108					1138			1208					1238
Kettering (KET) a		1045		1052	1115			1121		1145		1152	1215			1221		1245
Kettering (KET) d		1046		1054	1116			1122		1146		1153	1216			1222		1246
Corby (COR) d		1054a			1124a					1154a			1224a					1254a
Oakham (OKM) a																		
Melton Mowbray (MMO) a																		
Market Harborough (MHR) d				1104				1132				1203					1232	
Leicester (LEI) a			1105	1116		1136		1145			1206	1217		1236			1245	
Leicester (LEI) d			1106	1117		1137	1144	1147			1207	1218		1237	1243	1247		
Syston (SYS) d							1151								1250			
Sileby (SIL) d							1156								1255			
Barrow Upon Soar (BWS) d	1059						1200		1200						1259			1259
Loughborough (LBO) d	1105			1127		1147			1206			1228		1247				1305
East Midlands Parkway (EMD)  d	1113			1135		1154			1214			1236		1254				1313
Attenborough (ATB) d	1120								1221									1320
Beeston (BEE) d	1124			1141					1225			1243						1324
Nottingham (NOT)  a	1136			1150				1211	1233			1251				1310		1336
Newark Castle (NCT) a	1201								1300									1400
Lincoln (LCN) a	1230								1332									1429
Grimsby Town (GMB) a									1428									
Long Eaton (LGE) d						1159								1259				
Derby (DBY)  a			1127			1208					1227			1308				
Chesterfield (CHD) a			1145			1227					1246			1328				
Sheffield (SHF)  a			1158			1244					1259			1343				

Operator 1st Class/Reservations/Bus Catering facilities	EM	EM	EM	EM	EM	EM	EM	EM	EM	EM	EM	EM	EM	EM	EM	EM	EM	EM
	◇	◇	◇	◇	◇	◇	◇	◇	◇	◇	◇	◇	◇	◇	◇	◇	◇	◇
St Pancras International (STP)  d	1202	1205	1215	1232		1235		1245	1302	1305	1315	1332		1335		1345	1402	1405
Luton Airport Parkway (LTN)  d			1237					1307			1337					1407		
Luton (LUT)  d			1240					1310			1340					1410		
Bedford (BDM)  d			1256					1326			1356					1426		
Wellingborough (WEL) d			1308					1338			1408					1438		
Kettering (KET) a		1252	1315		1321			1345	1352	1415			1421			1445		1452
Kettering (KET) d		1254	1316		1322			1346	1353	1416			1422			1446		1453
Corby (COR) d			1324a					1354a		1424a						1454a		
Oakham (OKM) a																		
Melton Mowbray (MMO) a																		
Market Harborough (MHR) d		1304				1332				1403				1432				1503
Leicester (LEI) a	1305	1317		1336		1345			1405	1416		1435		1445			1505	1516
Leicester (LEI) d	1306	1318		1337	1343	1346			1406	1418		1436	1443	1447			1506	1518
Syston (SYS) d					1350								1450					
Sileby (SIL) d					1355								1455					
Barrow Upon Soar (BWS) d					1359		1359						1459		1459			
Loughborough (LBO) d		1328		1347				1405		1428		1446		1505				1528
East Midlands Parkway (EMD)  d		1335		1354				1413		1435		1454		1513				1535
Attenborough (ATB) d								1420						1519				
Beeston (BEE) d		1342						1424		1442				1523				1542
Nottingham (NOT)  a		1351				1409	1433		1450				1508	1533				1551
Newark Castle (NCT) a								1502						1602				
Lincoln (LCN) a								1532						1632				
Grimsby Town (GMB) a								1628										
Long Eaton (LGE) d				1401								1458						
Derby (DBY)  a	1327			1410						1427		1507					1527	
Chesterfield (CHD) a	1346			1428						1445		1526					1545	
Sheffield (SHF)  a	1400			1446						1500		1542					1600	

NOTES (see introductory pages for explanation of train operator codes and standard symbols)

- a Arrival time
- d Departure time

London to Kettering, Corby, Leicester, Nottingham, Derby, Chesterfield and Sheffield

Saturdays

Operator Days of operation/Notes 1st Class/Reservations/Bus Catering facilities	EM	EM	EM	EM	EM	EM	EM	EM	EM	EM	EM	EM	EM	EM	EM	EM	EM	EM	EM
	◇	◇	◇	◇	◇	◇	◇	◇	◇	◇	◇	◇	◇	◇	◇	◇	◇	◇	◇
St Pancras International (STP)  15 d	1415	1432		1435		1445	1502	1505	1515	1532		1535		1545	1602	1605	1615	1632	
Luton Airport Parkway (LTN)  7 d	1437					1507			1537					1607			1637		
Luton (LUT)  10 d	1440					1510			1540					1610			1640		
Bedford (BDM)  7 d	1456					1526			1556					1626			1656		
Wellingborough (WEL)	d	1508				1538			1608					1638			1708		
Kettering (KET)	a	1515		1521		1545		1551	1615			1621		1645		1651	1715		
Kettering (KET)	d	1516		1522		1546		1552	1616			1622		1646		1652	1716		
Corby (COR)	d	1524a				1554a			1624a					1654a			1724a		
Oakham (OKM)	a																		
Melton Mowbray (MMO)	a																		
Market Harborough (MHR)	d			1532				1602				1632				1704c			
Leicester (LEI)	a		1536	1545			1605	1615		1635		1645			1705	1717		1735	
Leicester (LEI)	d		1537	1543	1546			1606	1618			1636	1643	1646		1706	1718	1736	
System (SYS)	d			1550								1650							
Sileby (SIL)	d			1555								1655							
Barrow Upon Soar (BWS)	d			1559		1559						1659		1659					
Loughborough (LBO)	d		1548			1605			1628		1647		1705			1728		1746	
East Midlands Parkway (EMD)  4 d		1555				1614			1635		1655		1715			1737c		1753	
Attenborough (ATB)	d					1622								1723					
Beeston (BEE)	d					1626			1642					1727			1744		
Nottingham (NOT)  8 a				1610		1631			1650				1709	1734			1750		
Newark Castle (NCT)	a					1701								1803					
Lincoln (LCN)	a					1730								1832					
Grimsby Town (GMB)	a					1827								1930					
Long Eaton (LGE)	d		1602								1659							1759	
Derby (DBY)  6 a		1611					1627				1708					1726		1808	
Chesterfield (CHD)	a		1629				1645				1729					1745		1828	
Sheffield (SHF)  7 a		1643					1658				1744					1758		1843	

Operator 1st Class/Reservations/Bus Catering facilities	EM	EM	EM	EM	EM	EM	EM	EM	EM	EM	EM	EM	EM	EM	EM	EM	EM	EM	EM
	◇	◇	◇	◇	◇	◇	◇	◇	◇	◇	◇	◇	◇	◇	◇	◇	◇	◇	◇
St Pancras International (STP)  15 d		1635		1645	1702	1705	1715	1732			1735		1745	1802	1805	1815	1832		1835
Luton Airport Parkway (LTN)  7 d				1707			1737						1807			1837			
Luton (LUT)  10 d				1710			1740						1810			1840			
Bedford (BDM)  7 d				1726			1756						1826			1856			
Wellingborough (WEL)	d			1738			1808						1838			1908			
Kettering (KET)	a		1721	1745		1751	1815				1821		1845		1851	1915			1921
Kettering (KET)	d		1722	1746		1752	1816				1822		1846		1852	1916			1922
Corby (COR)	d			1754a			1824a						1854a			1924a			
Oakham (OKM)	a																		
Melton Mowbray (MMO)	a																		
Market Harborough (MHR)	d		1732			1803					1832				1903				1932
Leicester (LEI)	a		1744			1805	1816		1835		1845			1905	1916		1935		1944
Leicester (LEI)	d	1743	1745			1806	1818		1836	1842	1847			1906	1918		1936	1943	1946
System (SYS)	d	1750								1850								1950	
Sileby (SIL)	d	1755								1855								1955	
Barrow Upon Soar (BWS)	d	1759		1759						1859			1859					1959	
Loughborough (LBO)	d			1805			1828		1846				1904		1928		1946		
East Midlands Parkway (EMD)  4 d				1813			1835		1854				1913		1935		1954		
Attenborough (ATB)	d			1820									1919						
Beeston (BEE)	d			1824			1842						1923		1942				
Nottingham (NOT)  8 a		1807		1831			1852				1909		1930		1951				2009
Newark Castle (NCT)	a			1901									1958						
Lincoln (LCN)	a			1931									2022						
Grimsby Town (GMB)	a																		
Long Eaton (LGE)	d							1900										1959	
Derby (DBY)  6 a						1827			1909					1927			2007		
Chesterfield (CHD)	a					1845			1928					1946			2026		
Sheffield (SHF)  7 a						1900			1942					2000			2040		

NOTES (see introductory pages for explanation of train operator codes and standard symbols)









- a Arrival time
- d Departure time
- c Arrives 3 minutes earlier









A To Cleethorpes



London to Kettering, Corby, Leicester, Nottingham, Derby, Chesterfield and Sheffield

Saturdays

Operator 1st Class/Reservations/Bus Catering facilities	EM	EM ◇	EM 1◇ ꣳ	EM 1◇ ꣳ	EM ◇	EM 1◇ ꣳ	EM	EM 1◇ ꣳ	EM	EM ◇	EM 1◇ ꣳ	EM 1◇ ꣳ	EM ◇	EM 1◇ ꣳ	EM	EM 1◇ ꣳ	EM ◇
St Pancras International (STP)  d		1845	1902	1905	1915	1932		1935		1945	2002	2005	2015	2032		2035	2045
Luton Airport Parkway (LTN)  d		1907			1937					2007			2037				2107
Luton (LUT)  d		1910			1940					2010			2040				2110
Bedford (BDM)  d		1926			1956					2026			2056				2126
Wellingborough (WEL) d		1938			2008					2038			2108				2138
Kettering (KET) a		1945		1952	2015			2021		2045		2052	2115		2121		2145
Kettering (KET) d		1946		1954	2016			2022		2046		2053	2116		2122		2146
Corby (COR) d		1954a			2024a					2054a			2124a				2154a
Oakham (OKM) a																	
Melton Mowbray (MMO) a																	
Market Harborough (MHR) d				2004				2032				2103				2132	
Leicester (LEI) a			2005	2017		2036		2046			2105	2116		2135		2145	
Leicester (LEI) d			2006	2018		2037	2043	2047			2106	2117		2136	2143	2146	
Syston (SYS) d							2050								2150		
Sileby (SIL) d							2055								2155		
Barrow Upon Soar (BWS) d	1959						2059		2059						2159		2159
Loughborough (LBO) d	2005			2028		2047				2105		2128		2146			2205
East Midlands Parkway (EMD)  d	2013			2035		2054		2100	2114			2136	2154				2214
Attenborough (ATB) d	2019									2120							2220
Beeston (BEE) d	2023			2042						2124		2142					2224
Nottingham (NOT)  a	2029			2048				2110	2130			2148			2207	2230	
Newark Castle (NCT) a	2057									2205							
Lincoln (LCN) a	2127									2232							
Grimsby Town (GMB) a																	
Long Eaton (LGE) d						2059						2121			2200		
Derby (DBY)  a			2027			2108						2130			2211		
Chesterfield (CHD) a			2047			2127						2149			2230		
Sheffield (SHF)  a			2101			2141						2202			2243		

Operator 1st Class/Reservations/Bus Catering facilities	EM 1◇ ꣳ	EM 1◇ ꣳ	EM ◇	EM 1◇ ꣳ	EM 1◇ ꣳ	EM ◇	EM 1◇ ꣳ	EM	EM ◇	EM 1◇ ꣳ	EM ◇
St Pancras International (STP)  d	2102	2105	2115	2132	2135	2145	2215		2218	2232	2235
Luton Airport Parkway (LTN)  d			2137			2207			2240		
Luton (LUT)  d			2140			2210			2243		
Bedford (BDM)  d			2156			2228			2259		2316
Wellingborough (WEL) d			2208			2240			2310		2335a
Kettering (KET) a		2152	2215		2224	2247	2302		2319	2318	
Kettering (KET) d		2153	2216		2225	2248	2304			2319	
Corby (COR) d			2224a			2256a					
Oakham (OKM) a											
Melton Mowbray (MMO) a											
Market Harborough (MHR) d		2203			2235		2314			2329	
Leicester (LEI) a	2205	2217		2235	2248		2327			2342	
Leicester (LEI) d	2206	2218		2236	2249		2328	2333		2345	
Syston (SYS) d											
Sileby (SIL) d											
Barrow Upon Soar (BWS) d											
Loughborough (LBO) d		2228		2246	2259		2338	2344		2355	
East Midlands Parkway (EMD)  d		2235		2254	2306		2345	2352		0002	
Attenborough (ATB) d								2357			
Beeston (BEE) d		2242						0002		0013	
Nottingham (NOT)  a		2248			2316			0008		0018	
Newark Castle (NCT) a											
Lincoln (LCN) a											
Grimsby Town (GMB) a											
Long Eaton (LGE) d										0037	
Derby (DBY)  a	2227			2304			2355			0046	
Chesterfield (CHD) a	2245			2322							
Sheffield (SHF)  a	2258			2334							

NOTES (see introductory pages for explanation of train operator codes and standard symbols)

- a Arrival time
- d Departure time

London to Kettering, Corby, Leicester, Nottingham, Derby, Chesterfield and Sheffield

Sundays

Operator 1st Class/Reservations/Bus Catering facilities	EM 1◇ CP	EM ◇	EM ◇	EM 1◇ CP	EM 1◇ CP	EM ◇	EM 1◇ CP	EM 1◇ CP	EM ◇	EM 1◇ CP	EM ◇	EM 1◇ CP	EM 1◇ CP	EM ◇	EM 1◇ CP	EM ◇	EM 1◇ CP	EM ◇
St Pancras International (STP)  15 d				0900	0930		1000	1030		1100		1130	1202	1214	1234		1302	1314
Luton Airport Parkway (LTN)  7 d				0932	1002		1033	1103		1133		1204		1236	1257			1336
Luton (LUT) 10 d				0936			1037			1137				1239				1339
Bedford (BDM) 7 d				1000	1030		1100	1130		1200		1224		1255	1311			1355
Wellingborough (WEL) d				1012	1042		1112	1142		1212		1235		1306	1323			1407
Kettering (KET) a				1018	1048		1118	1148		1218		1241		1315	1329			1414
Kettering (KET) d		0945	1015	1019	1049	1100	1119	1149	1202	1219	1230	1242		1316	1330	1348		1416
Corby (COR) d		0953a	1023a			1108a			1210a		1238a			1324a		1356a		1424a
Oakham (OKM) a																		
Melton Mowbray (MMO) a																		
Market Harborough (MHR) d				1029	1059		1129	1159		1229		1252	1257		1340		1355	
Leicester (LEI) a				1043	1113		1143	1216		1243		1306	1311		1354		1409	
Leicester (LEI) d	1015			1044	1114		1144	1218		1244		1308	1313		1356		1411	
Syston (SYS) d																		
Sileby (SIL) d																		
Barrow Upon Soar (BWS) d																		
Loughborough (LBO) d	1025			1054	1124		1154	1228		1254			1323		1406		1421	
East Midlands Parkway (EMD)  d	1032			1102	1132		1202	1235		1302			1330		1414		1428	
Attenborough (ATB) d																		
Beeston (BEE) d				1108			1208			1308					1421			
Nottingham (NOT)  8 a				1115			1214			1315		1329			1427			
Newark Castle (NCT) a																		
Lincoln (LCN) a																		
Grimsby Town (GMB) a																		
Long Eaton (LGE) d	1037				1136			1240					1335					1433
Derby (DBY) 6 a	1048				1145			1250					1344					1442
Chesterfield (CHD) a	1111				1209			1310					1409					1510
Sheffield (SHF)  7 a	1126				1224			1327					1428					1527

Operator 1st Class/Reservations/Bus Catering facilities	EM 1◇ CP	EM ◇	EM 1◇ CP	EM ◇	EM 1◇ CP	EM ◇	EM 1◇ CP	EM ◇	EM 1◇ CP	EM ◇	EM 1◇ CP	EM ◇	EM 1◇ CP	EM ◇	EM 1◇ CP	EM ◇	EM 1◇ CP	EM ◇
St Pancras International (STP)  15 d	1334		1402	1414	1434	1444	1502	1514	1532	1535	1544	1602	1605	1614	1632	1635	1644	1702
Luton Airport Parkway (LTN)  7 d	1357			1436		1506		1536			1606			1636			1706	
Luton (LUT) 10 d	1400			1439		1509		1539			1609			1639			1709	
Bedford (BDM) 7 d	1414			1455		1525		1555			1625			1655			1725	
Wellingborough (WEL) d	1426			1507		1537		1607			1637			1706			1737	
Kettering (KET) a	1432			1514	1520	1545		1615	1617	1623	1645		1650	1715		1721	1745	
Kettering (KET) d	1433	1446		1516	1521	1547		1617	1618	1624	1647		1651	1717		1722	1747	
Corby (COR) d		1454a		1524a		1555a		1625a			1655a			1725a			1755a	
Oakham (OKM) a																		
Melton Mowbray (MMO) a																		
Market Harborough (MHR) d	1443		1455		1531		1555			1634		1655	1701			1732		
Leicester (LEI) a	1500		1509		1545		1609		1640	1652		1708	1718		1737	1746		1805
Leicester (LEI) d	1502		1511		1547		1611		1642	1653		1709	1719		1738	1748		1806
Syston (SYS) d																		
Sileby (SIL) d																		
Barrow Upon Soar (BWS) d																		
Loughborough (LBO) d	1512		1521		1557		1621		1652	1703			1729		1748			
East Midlands Parkway (EMD)  d	1519		1529		1605		1629		1659	1711		1723	1737		1755	1802		1820
Attenborough (ATB) d																		
Beeston (BEE) d	1527				1611				1717			1743			1808			
Nottingham (NOT)  8 a	1534				1623				1723			1750			1815			
Newark Castle (NCT) a																		
Lincoln (LCN) a																		
Grimsby Town (GMB) a																		
Long Eaton (LGE) d			1533				1633		1704					1800				
Derby (DBY) 6 a			1542				1642		1713			1733		1809				1830
Chesterfield (CHD) a			1609				1710		1733			1751		1831				1848
Sheffield (SHF)  7 a			1627				1727		1749			1806		1846				1905

NOTES (see introductory pages for explanation of train operator codes and standard symbols)

- a Arrival time
- d Departure time

London to Kettering, Corby, Leicester, Nottingham, Derby, Chesterfield and Sheffield

Sundays

Operator 1st Class/Reservations/Bus Catering facilities	EM 1◇ CP	EM ◇	EM 1◇ CP	EM 1◇ CP	EM ◇	EM 1◇ CP	EM 1◇ CP	EM ◇	EM 1◇ CP	EM 1◇ CP	EM ◇	EM 1◇ CP	EM 1◇ CP	EM ◇	EM 1◇ CP	EM 1◇ CP	EM ◇	EM 1◇ CP
St Pancras International (STP)  15 d	1705	1714	1732	1735	1744	1802	1805	1814	1832	1835	1844	1902	1905	1914	1932	1935	1944	2002
Luton Airport Parkway (LTN)  7 d		1736			1806			1836			1906			1936			2006	
Luton (LUT)  10 d		1739			1809			1839			1909			1939			2009	
Bedford (BDM)  7 d		1755			1825			1855			1925			1955			2025	
Wellingborough (WEL)		1807			1836			1906			1936			2006			2037	
Kettering (KET)	a	1750	1815	1820	1845	1850	1915	1920	1945	1950	2015	2020	2045					
Kettering (KET)	d	1751	1817	1821	1847	1851	1917	1921	1947	1951	2017	2021						
Corby (COR)	d		1825a		1855a		1925a		1955a		2025a							
Oakham (OKM)	a																	
Melton Mowbray (MMO)	a																	
Market Harborough (MHR)	d	1801		1831		1901		1931		2001		2031		2046		2105		
Leicester (LEI)	a	1816	1837	1846	1906	1916	1937	1946	2005	2017	2037	2046	2105					
Leicester (LEI)	d	1819	1838	1849	1907	1918	1938	1947	2007	2019	2038	2048	2106					
Syston (SYS)	d																	
Sileby (SIL)	d																	
Barrow Upon Soar (BWS)	d																	
Loughborough (LBO)	d	1829	1848			1928	1948				2029	2048	2058	2116				
East Midlands Parkway (EMD)  4 d		1836	1855	1902	1920	1935	1955	2001	2020	2036	2055	2105	2124					
Attenborough (ATB)	d																	
Beeston (BEE)	d	1845				1944				2044								
Nottingham (NOT)  8 a		1850		1912	1950			2011		2050		2115						
Newark Castle (NCT)	a																	
Lincoln (LCN)	a																	
Grimsby Town (GMB)	a																	
Long Eaton (LGE)	d		1900					2000						2100				
Derby (DBY)  6 a			1909		1930			2009		2030		2109	2134					
Chesterfield (CHD)	a		1928		1950			2032		2049		2127	2153					
Sheffield (SHF)  7 a			1947		2005			2047		2106		2141	2208					

Operator 1st Class/Reservations/Bus Catering facilities	EM 1◇ CP	EM ◇	EM 1◇ CP	EM 1◇ CP	EM ◇	EM 1◇ CP	EM ◇	EM 1◇ CP	EM 1◇ CP	EM 1◇ CP	EM ◇	EM 1◇ CP	EM 1◇ CP
St Pancras International (STP)  15 d	2005	2014	2032	2035	2044	2102	2114		2135	2202	2212	2232	2300
Luton Airport Parkway (LTN)  7 d		2036			2106		2136		2157		2236	2254	2330
Luton (LUT)  10 d		2039			2109		2139				2239		
Bedford (BDM)  7 d		2055			2125		2155		2211		2255	2313	2359
Wellingborough (WEL)	d	2107			2137		2207		2223		2307	2326	0011
Kettering (KET)	a	2050	2115	2120	2145	2215	2229	2239	2315	2332	0017		
Kettering (KET)	d	2051	2117	2121		2217	2230		2316	2334	0018		
Corby (COR)	d		2125a			2225a			2324a				
Oakham (OKM)	a												
Melton Mowbray (MMO)	a												
Market Harborough (MHR)	d	2101		2131				2240	2256		2344	0028	
Leicester (LEI)	a	2116	2136	2146	2207			2254	2311		2358	0043	
Leicester (LEI)	d	2117	2138	2147	2208		2230	2256	2312		2359	0044	
Syston (SYS)	d												
Sileby (SIL)	d												
Barrow Upon Soar (BWS)	d												
Loughborough (LBO)	d	2127	2148		2218		2240	2306			0009	0054	
East Midlands Parkway (EMD)  4 d		2135	2155		2225		2247	2313	2325		0017	0101	
Attenborough (ATB)	d												
Beeston (BEE)	d	2141		2206				2320			0023		
Nottingham (NOT)  8 a		2147		2212				2326			0029		
Newark Castle (NCT)	a												
Lincoln (LCN)	a												
Grimsby Town (GMB)	a												
Long Eaton (LGE)	d		2200		2230			2330					
Derby (DBY)  6 a			2209		2239		2257	2350	2339			0111	
Chesterfield (CHD)	a		2227		2257			2357					
Sheffield (SHF)  7 a			2242		2314			0013					

NOTES (see introductory pages for explanation of train operator codes and standard symbols)

- a Arrival time
- d Departure time

Sheffield, Chesterfield, Derby, Nottingham, Leicester, Corby and Kettering to London

**Mondays to Fridays**

Operator Days of operation/Notes 1st Class/Reservations/Bus Catering facilities	EM	EM MX 1◇ ꣳ	EM MO 1◇ ꣳ	EM	EM	EM	EM	EM	EM	EM	EM	EM	EM	EM	EM	EM
Sheffield (SHF) 7 d						0458						0530			0556	
Chesterfield (CHD) d						0510						0543			0608	
Derby (DBY) 6 d		0413	0440		0447	0530						0602			0628	
Long Eaton (LGE) d			0448		0456	0538						0611			0636	
Grimsby Town (GMB) d																
Lincoln (LCN) d																
Newark Castle (NCT) d																
Nottingham (NOT) 8 d					0514			0531	0549					0612		0649
Beeston (BEE) d					0520									0618		
Attenborough (ATB) d																
East Midlands Parkway (EMD) ← d		0424	0453		0527	0543		0542		←	0615			0624	0641	0659
Loughborough (LBO) d		0431	0500		0534	0550		0551		→				0632	0648	
Barrow Upon Soar (BWS) d																
Sileby (SIL) d																
Syston (SYS) d																
Leicester (LEI) a		0441	0510		0544	0600					0609	0614	0629	0642	0658	0712
Leicester (LEI) d		0447	0512		0547	0602					0610		0630	0643	0700	0714
Market Harborough (MHR) d			0525		0600						0624			0657		0727
Melton Mowbray (MMO) d																
Oakham (OKM) d																
Corby (COR) d	0432			0537				0610						0638		0709
Kettering (KET) a	0440	0534	0534	0545	0609			0618			0633			0646	0706	0717
Kettering (KET) d	0440	0535	0535	0545	0611			0618			0636			0647	0707	0717
Wellingborough (WEL) d	0448			0553				0626						0655		0725
Bedford (BDM) 7 d	0507			0609				0640						0710		0740
Luton (LUT) 10 d	0529			0625				0656						0726		0756
Luton Airport Parkway (LTN) ← 7 d	0532	0613	0613	0628				0659						0729		0759
St Pancras International (STP) 15 a	0602	0636	0636	0651	0701	0709	0724			0735		0739	0754	0757	0808	0824
St Pancras International (STP) 15 a																

Operator 1st Class/Reservations/Bus Catering facilities	EM	EM 1◇ ꣳ	EM ◇	EM 1◇	EM 1◇ ꣳ	EM ◇	EM	EM 1◇	EM 1◇ ꣳ	EM ◇	EM 1◇ ꣳ	EM 1◇ ꣳ	EM 1◇ ꣳ	EM 1◇ ꣳ	EM 1◇ ꣳ	EM 1◇ ꣳ
Sheffield (SHF) 7 d		0630			0700							0734				0756
Chesterfield (CHD) d		0644			0713							0746				0810
Derby (DBY) 6 d		0705			0733							0806				0832
Long Eaton (LGE) d					0741											0840
Grimsby Town (GMB) d																
Lincoln (LCN) d				0614				0640								
Newark Castle (NCT) d				0642				0714								
Nottingham (NOT) 8 d				0712			0727	0749						0813	0824	
Beeston (BEE) d				0718			0733							0819	0831	
Attenborough (ATB) d							0737								0835	
East Midlands Parkway (EMD) ← d				0727c			0744	0759	←					0825	0842	0845
Loughborough (LBO) d	0659	0719			0750		0753		→	0753	0820				0852	0853
Barrow Upon Soar (BWS) d	0703									0759					0857	
Sileby (SIL) d	0708									0805						
Syston (SYS) d	0713									0810						
Leicester (LEI) a	0722	0731		0740	0800			0812	0819	0830				0839		0903
Leicester (LEI) d		0732		0743	0801			0814		0831				0842		0904
Market Harborough (MHR) d				0757				0827						0855		
Melton Mowbray (MMO) d														0815		
Oakham (OKM) d														0827		
Corby (COR) d			0739			0808						0839	0848			0910
Kettering (KET) a			0747	0806		0816		0836				0847	0857	0906		0918
Kettering (KET) d			0747	0808		0816		0837				0847	0912			0919
Wellingborough (WEL) d			0755			0825						0855				0927
Bedford (BDM) 7 d			0810			0839						0911				0941
Luton (LUT) 10 d			0825			0855						0926				0956
Luton Airport Parkway (LTN) ← 7 d			0828			0858						0929				0959
St Pancras International (STP) 15 a		0840	0851	0856	0909	0921		0926		0939	0953	1005			1009	1022

NOTES (see introductory pages for explanation of train operator codes and standard symbols)

- a Arrival time
- d Departure time
- c Arrives 3 minutes earlier

- MO Mondays only
- MX Not Mondays

Sheffield, Chesterfield, Derby, Nottingham, Leicester, Corby and Kettering to London

**Mondays to Fridays**

Operator 1st Class/Reservations/Bus Catering facilities	EM 1◇	EM	EM 1◇	EM ◇	EM 1◇	EM 1◇	EM ◇	EM	EM 1◇	EM 1◇	EM ◇	EM 1◇	EM 1◇	EM ◇	EM 1◇	EM 1◇	EM ◇
Sheffield (SHF) 7 d			0837			0900						0937				1000	
Chesterfield (CHD) d			0849			0913						0949				1013	
Derby (DBY) 6 d			0909			0932						1009				1032	
Long Eaton (LGE) d						0941										1041	
Grimsby Town (GMB) d									0741							0839	
Lincoln (LCN) d									0838							0935	
Newark Castle (NCT) d									0906							1003	
Nottingham (NOT) 8 d	0850				0912				0929	0950					1012	1027	
Beeston (BEE) d					0918				0935						1018	1033	
Attenborough (ATB) d									0939							1037	
East Midlands Parkway (EMD) ← d					0925	0945			0946						1025	1043	1046
Loughborough (LBO) d					0932	0953			0954			0954			1032	1052	1053
Barrow Upon Soar (BWS) d												1000				1057	
Sileby (SIL) d		0857										1004					
Syston (SYS) d		0901										1009					
Leicester (LEI) a	0910	0916	0929		0942	1003				1012	1018	1029		1042		1103	
Leicester (LEI) d	0912		0931		0943	1004				1013		1032		1043		1104	
Market Harborough (MHR) d	0926				0958					1026				1057			
Melton Mowbray (MMO) d																	
Oakham (OKM) d																	
Corby (COR) d				0939		1010							1038				1110
Kettering (KET) a	0935			0947	1007	1018				1035			1046	1106			1118
Kettering (KET) d	0936			0948	1008	1019				1036			1047	1107			1119
Wellingborough (WEL) d				0956		1027							1055				1127
Bedford (BDM) 7 d				1010		1040							1110				1140
Luton (LUT) 10 d				1025		1056							1126				1156
Luton Airport Parkway (LTN) ← 7 d				1029		1059							1129				1159
St Pancras International (STP) 15 a	1027		1039	1052	1055	1109	1123			1127		1138	1152	1155		1209	1222

Operator 1st Class/Reservations/Bus Catering facilities	EM 1◇	EM	EM 1◇	EM ◇	EM 1◇	EM	EM 1◇	EM ◇	EM 1◇	EM 1◇	EM ◇	EM 1◇	EM 1◇	EM ◇	EM 1◇	EM 1◇	EM ◇
Sheffield (SHF) 7 d			1037				1100					1137				1200	
Chesterfield (CHD) d			1049				1113					1149				1212	
Derby (DBY) 6 d			1110				1132					1209				1232	
Long Eaton (LGE) d							1141									1240	
Grimsby Town (GMB) d																1041	
Lincoln (LCN) d						1035										1135	
Newark Castle (NCT) d						1104										1203	
Nottingham (NOT) 8 d	1050				1112	1127				1150					1212	1227	
Beeston (BEE) d					1118	1133									1218	1233	
Attenborough (ATB) d						1137										1237	
East Midlands Parkway (EMD) ← d					1127	1143	1145								1225	1243	1245
Loughborough (LBO) d					1134	1152	1153								1232	1252	1252
Barrow Upon Soar (BWS) d						1157						1157				1257	
Sileby (SIL) d		1057										1201					
Syston (SYS) d		1101										1207					
Leicester (LEI) a	1110	1114	1131		1144		1203			1211	1215	1229		1242		1302	
Leicester (LEI) d	1112		1133		1145		1204			1213		1232		1243		1303	
Market Harborough (MHR) d	1126				1159					1226				1257			
Melton Mowbray (MMO) d																	
Oakham (OKM) d																	
Corby (COR) d				1139					1203				1239				1309
Kettering (KET) a	1135			1147	1208				1211	1235			1247	1306			1317
Kettering (KET) d	1137			1147	1209				1211	1237			1247	1307			1318
Wellingborough (WEL) d				1156					1219				1255				1327
Bedford (BDM) 7 d				1210					1238e				1310				1340
Luton (LUT) 10 d				1225					1255				1325				1356
Luton Airport Parkway (LTN) ← 7 d				1228					1258				1328				1359
St Pancras International (STP) 15 a	1227		1239	1251	1255	1309	1321	1327				1339	1351	1354		1409	1422

NOTES (see introductory pages for explanation of train operator codes and standard symbols)

- a Arrival time
- d Departure time
- e Arrives 5 minutes earlier

Sheffield, Chesterfield, Derby, Nottingham, Leicester, Corby and Kettering to London

**Mondays to Fridays**

Operator 1st Class/Reservations/Bus Catering facilities	EM 1◇	EM	EM 1◇	EM ◇	EM 1◇	EM 1◇	EM ◇	EM	EM 1◇	EM 1◇	EM ◇	EM 1◇	EM ◇	EM 1◇	EM 1◇	EM ◇	EM 1◇	EM 1◇
Sheffield (SHF) 7 d			1237			1300						1337					1400	
Chesterfield (CHD) d			1249			1313						1349					1412	
Derby (DBY) 6 d			1309			1332						1409					1432	
Long Eaton (LGE) d						1341											1440	
Grimsby Town (GMB) d																	1241	
Lincoln (LCN) d									1236								1336	
Newark Castle (NCT) d									1304								1404	
Nottingham (NOT) 8 d	1250				1312				1328	1350					1412		1427	
Beeston (BEE) d					1318				1335						1418		1433	
Attenborough (ATB) d									1339								1437	
East Midlands Parkway (EMD) ← d					1326	1345			1345						1425	1444	1445	
Loughborough (LBO) d					1334	1353			1354						1432	1452	1452	
Barrow Upon Soar (BWS) d			1257						1359			1359					1457	
Sileby (SIL) d			1301									1403						
Syston (SYS) d			1306									1408						
Leicester (LEI) a	1310	1314	1329		1344	1403				1410	1416	1429		1442			1502	
Leicester (LEI) d	1313		1332		1345	1404				1413		1432		1443			1504	
Market Harborough (MHR) d	1326				1358					1426				1457				
Melton Mowbray (MMO) d																		
Oakham (OKM) d																		
Corby (COR) d					1339			1406						1440				1508
Kettering (KET) a	1335				1347	1407		1414		1435				1448	1506			1516
Kettering (KET) d	1337				1347	1408		1414		1437				1448	1507			1517
Wellingborough (WEL) d					1355			1423						1456				1526
Bedford (BDM) 7 d					1410			1441						1510				1540
Luton (LUT) 10 d					1425			1456						1525				1555
Luton Airport Parkway (LTN) ← 7 d					1428			1459						1528				1558
St Pancras International (STP) 15 a	1427		1442	1451	1455	1509	1522			1526		1539	1551	1554			1608	1623

Operator 1st Class/Reservations/Bus Catering facilities	EM 1◇	EM	EM 1◇	EM ◇	EM 1◇	EM	EM 1◇	EM ◇	EM 1◇	EM 1◇	EM ◇	EM 1◇	EM ◇	EM 1◇	EM	EM 1◇	EM ◇	
Sheffield (SHF) 7 d			1437				1500					1537					1600	
Chesterfield (CHD) d			1449				1512					1549					1613	
Derby (DBY) 6 d			1509				1532					1609					1632	
Long Eaton (LGE) d							1540										1641	
Grimsby Town (GMB) d																	1438	
Lincoln (LCN) d							1437										1533	
Newark Castle (NCT) d							1504										1559	
Nottingham (NOT) 8 d	1450				1512	1528				1550					1612	1628		
Beeston (BEE) d					1518	1534									1618	1634		
Attenborough (ATB) d							1538										1638	
East Midlands Parkway (EMD) ← d					1525	1544	1545								1625	1644	1645	
Loughborough (LBO) d					1532	1553	1552								1632	1653	1653	
Barrow Upon Soar (BWS) d			1457									1558					1658	
Sileby (SIL) d			1501									1602						
Syston (SYS) d			1506									1607						
Leicester (LEI) a	1510	1515	1529		1542		1602		1610	1615	1629			1642			1703	
Leicester (LEI) d	1512		1531		1543		1603		1612		1630			1643			1704	
Market Harborough (MHR) d	1526				1557				1625					1657				
Melton Mowbray (MMO) d																		
Oakham (OKM) d																		
Corby (COR) d					1540				1610					1640				1707
Kettering (KET) a	1535				1548	1606			1618	1635				1648	1706			1715
Kettering (KET) d	1537				1548	1607			1618	1636				1648	1707			1715
Wellingborough (WEL) d					1556				1627					1656				1724
Bedford (BDM) 7 d					1610				1641					1712	1726c			1741
Luton (LUT) 10 d					1626				1657					1727				1756
Luton Airport Parkway (LTN) ← 7 d					1629				1700					1730				1759
St Pancras International (STP) 15 a	1627		1639	1653	1656		1709	1723	1728			1740	1753	1806			1809	1822

NOTES (see introductory pages for explanation of train operator codes and standard symbols)

- a Arrival time
- d Departure time
- c Arrives 3 minutes earlier

Sheffield, Chesterfield, Derby, Nottingham, Leicester, Corby and Kettering to London

**Mondays to Fridays**

Operator Days of operation/Notes 1st Class/Reservations/Bus Catering facilities	EM	EM	EM	EM	EM	EM	EM	EM	EM	EM	EM	EM	EM	EM	EM	EM
	1◇		1◇	◇	1◇		1◇	◇	1◇		1◇	◇	1◇	◇	1◇	◇
Sheffield (SHF) <b>7</b> d			1637				1701				1732			1800		
Chesterfield (CHD) d			1649				1714				1745			1812		
Derby (DBY) <b>6</b> d			1709				1734				1808			1832		
Long Eaton (LGE) d							1743							1840		
Grimsby Town (GMB) d																1641
Lincoln (LCN) d							1634									1736
Newark Castle (NCT) d							1705									1808
Nottingham (NOT) <b>6</b> d	1650				1712	1728				1750				1810		1837
Beeston (BEE) d					1718	1734								1816		1843
Attenborough (ATB) d						1738										1847
East Midlands Parkway (EMD) <b>4</b> d					1725	1745	1748							1823	1845	1853
Loughborough (LBO) d					1732	1753	1755							1830	1852	1902
Barrow Upon Soar (BWS) d		1658				1758					1758					
Sileby (SIL) d		1702									1802					
Syston (SYS) d		1707									1809					
Leicester (LEI) a	1710	1715	1729		1742		1805		1810	1817	1829		1840	1902		
Leicester (LEI) d	1715		1730		1745		1806		1811		1830		1841	1903		
Market Harborough (MHR) d	1728				1758				1824				1855			
Melton Mowbray (MMO) d																
Oakham (OKM) d																
Corby (COR) d				1739					1806				1838			1909
Kettering (KET) a	1737			1747	1807				1814	1833			1846	1904		1917
Kettering (KET) d	1739			1748	1808				1815	1834			1846	1905		1918
Wellingborough (WEL) d			1754	1756	1815				1823	1841			1854			1927
Bedford (BDM) <b>7</b> d				1810					1840f				1909			1940
Luton (LUT) <b>10</b> d				1826					1855				1924			1956
Luton Airport Parkway (LTN) <b>7</b> d				1829					1858				1927			1959
St Pancras International (STP) <b>15</b> a	1826		1841	1852	1904		1910	1921	1926		1938	1950	1955	2007	2022	










Operator 1st Class/Reservations/Bus Catering facilities	EM	EM	EM	EM	EM	EM	EM	EM	EM	EM	EM	EM	EM	EM	EM	EM
	1◇		1◇	◇	1◇		1◇	◇	1◇	◇	1◇	◇	1◇	◇	1◇	◇
Sheffield (SHF) <b>7</b> d			1837				1900				1937				2000	
Chesterfield (CHD) d			1849				1912				1949				2012	
Derby (DBY) <b>6</b> d			1909				1932				2010				2032	
Long Eaton (LGE) d							1940								2040	
Grimsby Town (GMB) d														1838		
Lincoln (LCN) d							1835							1932		
Newark Castle (NCT) d							1903							2001		
Nottingham (NOT) <b>6</b> d	1850				1912	1927				1949			2011	2024		
Beeston (BEE) d					1919	1933							2017	2031		
Attenborough (ATB) d						1937								2035		
East Midlands Parkway (EMD) <b>4</b> d					1925	1944	1945						2023	2042	2045	
Loughborough (LBO) d		1902			1933	1953	1952	1953		2004			2031	2050	2052	
Barrow Upon Soar (BWS) d		1907												2055		2055
Sileby (SIL) d		1911							2003							2059
Syston (SYS) d		1916							2009							2104
Leicester (LEI) a	1910	1924	1929		1943		2002	2018		2014	2032		2041		2103	2113
Leicester (LEI) d	1911		1930		1944		2003			2015	2033		2042		2104	
Market Harborough (MHR) d	1925				1957					2028			2056			
Melton Mowbray (MMO) d																
Oakham (OKM) d																
Corby (COR) d				1939					2010			2039				
Kettering (KET) a	1934			1947	2006				2018	2037		2047	2105			
Kettering (KET) d	1935			1948	2007				2018	2038		2048	2106			
Wellingborough (WEL) d				1956					2027			2056				
Bedford (BDM) <b>7</b> d				2010					2041			2110				
Luton (LUT) <b>10</b> d				2025					2057			2126				
Luton Airport Parkway (LTN) <b>7</b> d				2028					2100			2129				
St Pancras International (STP) <b>15</b> a	2027		2036	2051	2054		2108		2123	2134	2139	2152	2156		2207	

NOTES (see introductory pages for explanation of train operator codes and standard symbols)

- a Arrival time
- d Departure time
- f Arrives 4 minutes earlier
- A Also calls at Belper 1758

## Sheffield, Chesterfield, Derby, Nottingham, Leicester, Corby and Kettering to London

**Mondays to Fridays**

Operator 1st Class/Reservations/Bus Catering facilities	EM 1◇ T	EM ◇	EM 1◇ T	EM 1◇ T	EM	EM ◇	EM 1◇ T	EM ◇	EM
Sheffield (SHF)  d			2101				2145		
Chesterfield (CHD) d			2113				2201		
Derby (DBY)  d			2134				2220		
Long Eaton (LGE) d			2142				2229		
Grimsby Town (GMB) d									
Lincoln (LCN) d									
Newark Castle (NCT) d									
Nottingham (NOT)  d	2049			2140	2158				2320
Beeston (BEE) d	2056			2149	2205				2326
Attenborough (ATB) d					2208				
East Midlands Parkway (EMD)  d	2102		2147	2156	2215		2233		2333
Loughborough (LBO) d	2110		2154		2224		2241		2341
Barrow Upon Soar (BWS) d					2229				
Sileby (SIL) d					2233				
Syston (SYS) d					2239				
Leicester (LEI) a	2121		2204	2210	2247		2251		2353
Leicester (LEI) d	2123		2206	2215			2252		
Market Harborough (MHR) d	2137			2228			2305		
Melton Mowbray (MMO) d									
Oakham (OKM) d									
Corby (COR) d		2142				2233		2310	
Kettering (KET) a	2146	2150		2237		2241	2314	2318	
Kettering (KET) d	2147	2151		2240		2242	2315		
Wellingborough (WEL) d		2159				2250			
Bedford (BDM)  d		2213				2304			
Luton (LUT)  d		2229				2322			
Luton Airport Parkway (LTN)  d		2232		2316		2325			
St Pancras International (STP)   a	2239	2255	2316	2352		2358	0023		

**NOTES** (see introductory pages for explanation of train operator codes and standard symbols)

- a Arrival time  
d Departure time



## Sheffield, Chesterfield, Derby, Nottingham, Leicester, Corby and Kettering to London

## Saturdays

Operator 1st Class/Reservations/Bus Catering facilities	EM ◇	EM 1◇ ꣳ	EM ◇	EM 1◇ ꣳ	EM ◇	EM ◇	EM 1◇ ꣳ	EM ◇	EM 1◇ ꣳ	EM ◇	EM 1◇ ꣳ	EM ◇	EM 1◇ ꣳ	EM ◇	EM 1◇ ꣳ	EM ◇	EM 1◇ ꣳ	EM 1	EM 1◇ ꣳ	
Sheffield (SHF) 7 d							0530													0700
Chesterfield (CHD) d							0542													0712
Derby (DBY) 6 d							0602													0732
Long Eaton (LGE) d																				0740
Grimsby Town (GMB) d																				0629
Lincoln (LCN) d																				0658
Newark Castle (NCT) d																				
Nottingham (NOT) 8 d																				0727
Beeston (BEE) d																				0733
Attenborough (ATB) d																				0737
East Midlands Parkway (EMD) 4 d																				0745
Loughborough (LBO) d																				0752
Barrow Upon Soar (BWS) d																				
Sileby (SIL) d																				
Syston (SYS) d																				
Leicester (LEI) a																				
Leicester (LEI) d																				
Market Harborough (MHR) d																				
Melton Mowbray (MMO) d																				
Oakham (OKM) d																				
Corby (COR) d																				
Kettering (KET) a																				
Kettering (KET) d																				
Wellingborough (WEL) d																				
Bedford (BDM) 7 d																				
Luton (LUT) 10 d																				
Luton Airport Parkway (LTN) 7 d																				
St Pancras International (STP) 15 a																				

















Operator Days of operation/Notes 1st Class/Reservations/Bus Catering facilities	EM ◇	EM 1◇ ꣳ	EM 1	EM 1◇ ꣳ	EM ◇	EM 1◇ ꣳ	EM 1◇ ꣳ	EM ◇	EM A	EM 1◇ ꣳ	EM A	EM 1◇ ꣳ	EM ◇	EM 1◇ ꣳ	EM 1◇ ꣳ	EM ◇	EM 1◇ ꣳ	EM ◇	EM 1◇ ꣳ	
Sheffield (SHF) 7 d																				
Chesterfield (CHD) d																				
Derby (DBY) 6 d																				
Long Eaton (LGE) d																				
Grimsby Town (GMB) d																				
Lincoln (LCN) d																				
Newark Castle (NCT) d																				
Nottingham (NOT) 8 d																				
Beeston (BEE) d																				
Attenborough (ATB) d																				
East Midlands Parkway (EMD) 4 d																				
Loughborough (LBO) d																				
Barrow Upon Soar (BWS) d																				
Sileby (SIL) d																				
Syston (SYS) d																				
Leicester (LEI) a																				
Leicester (LEI) d																				
Market Harborough (MHR) d																				
Melton Mowbray (MMO) d																				
Oakham (OKM) d																				
Corby (COR) d																				
Kettering (KET) a																				
Kettering (KET) d																				
Wellingborough (WEL) d																				
Bedford (BDM) 7 d																				
Luton (LUT) 10 d																				
Luton Airport Parkway (LTN) 7 d																				
St Pancras International (STP) 15 a																				














NOTES (see introductory pages for explanation of train operator codes and standard symbols)

- a Arrival time  
d Departure time  
A From Cleethorpes

## Sheffield, Chesterfield, Derby, Nottingham, Leicester, Corby and Kettering to London

## Saturdays

Operator 1st Class/Reservations/Bus Catering facilities	EM	EM ◇	EM ◇	EM ◇	EM ◇	EM ◇	EM ◇	EM ◇	EM ◇	EM ◇	EM ◇	EM ◇	EM ◇	EM ◇	EM ◇	EM ◇	EM ◇	EM ◇		
Sheffield (SHF)  d		0929			1001							1036				1100			1130	
Chesterfield (CHD) d		0941			1013							1048				1112			1142	
Derby (DBY)  d		1005			1033							1108				1132			1208	
Long Eaton (LGE) d					1041											1140				
Grimsby Town (GMB) d								0838												
Lincoln (LCN) d								0933									1036			
Newark Castle (NCT) d								1003									1104			
Nottingham (NOT)  d				1012				1030	1050						1112			1129	1150	
Beeston (BEE) d				1018				1036							1118			1137		
Attenborough (ATB) d								1040										1141		
East Midlands Parkway (EMD)  d				1024	1046			1047							1125	1145		1148		
Loughborough (LBO) d		0955		1032	1053			1055							1133	1152		1158		
Barrow Upon Soar (BWS) d		1000										1100								
Sileby (SIL) d		1004										1104								
Syston (SYS) d		1009										1109								
Leicester (LEI) a		1017	1026		1042	1103			1110	1117	1128		1143	1202				1210	1222	1228
Leicester (LEI) d			1027		1043	1104			1112		1130		1144	1204				1213		1231
Market Harborough (MHR) d					1056				1125				1158					1226		
Melton Mowbray (MMO) d																				
Oakham (OKM) d																				
Corby (COR) d				1040		1110						1140				1210				
Kettering (KET) a				1048	1105	1118			1134			1148	1207		1218		1235			
Kettering (KET) d				1048	1106	1119			1136			1148	1208		1219		1236			
Wellingborough (WEL) d				1056		1127						1156			1227					
Bedford (BDM)  d				1110		1141						1210			1240					
Luton (LUT)  d				1125		1156						1225			1256					
Luton Airport Parkway (LTN)  d				1128		1159						1228			1259					
St Pancras International (STP)  a		1139	1151	1154	1209	1222			1227		1239	1251	1255	1309	1322			1327		1336

Operator Days of operation/Notes 1st Class/Reservations/Bus Catering facilities	EM	EM ◇	EM A	EM ◇	EM ◇	EM ◇	EM A	EM ◇	EM ◇	EM ◇	EM ◇	EM ◇	EM ◇	EM ◇	EM ◇	EM ◇	EM ◇	EM ◇	EM ◇		
Sheffield (SHF)  d				1200					1236			1300						1336			
Chesterfield (CHD) d				1212					1249			1312						1349			
Derby (DBY)  d				1232					1309			1332						1409			
Long Eaton (LGE) d				1240								1340									
Grimsby Town (GMB) d				1038																	
Lincoln (LCN) d				1133										1235							
Newark Castle (NCT) d				1202										1304							
Nottingham (NOT)  d		1212	1227				1250					1312			1330	1350				1412	
Beeston (BEE) d		1218	1233									1318			1336					1418	
Attenborough (ATB) d				1237										1340							
East Midlands Parkway (EMD)  d		1225	1244	1245								1325	1345		1347					1424	
Loughborough (LBO) d		1232	1253	1252				1253				1332	1352		1356			1356		1432	
Barrow Upon Soar (BWS) d								1258										1401			
Sileby (SIL) d								1302										1405			
Syston (SYS) d								1307										1410			
Leicester (LEI) a		1242		1302		1310	1315	1329		1342	1402				1411	1417	1429		1442		
Leicester (LEI) d		1243		1304		1313		1332		1343	1404				1413		1431		1443		
Market Harborough (MHR) d		1257				1326				1357					1426					1456	
Melton Mowbray (MMO) d																					
Oakham (OKM) d																					
Corby (COR) d	1240				1310					1340				1410						1440	
Kettering (KET) a	1248	1306			1318	1335				1348	1406			1418				1435		1448	1505
Kettering (KET) d	1248	1307			1319	1336				1348	1407			1419				1436		1448	1506
Wellingborough (WEL) d		1256			1327					1356				1427						1456	
Bedford (BDM)  d		1310			1340					1410				1440						1510	
Luton (LUT)  d		1325			1356					1425				1456						1525	
Luton Airport Parkway (LTN)  d		1328			1359					1428				1459						1528	
St Pancras International (STP)  a		1351	1354		1408	1422	1427		1436	1451	1454	1507	1522		1527			1536	1551	1554	

NOTES (see introductory pages for explanation of train operator codes and standard symbols)

- a Arrival time  
d Departure time  
A From Cleethorpes

Sheffield, Chesterfield, Derby, Nottingham, Leicester, Corby and Kettering to London

Saturdays

Operator 1st Class/Reservations/Bus Catering facilities	EM	EM 1◇ ꣳ	EM ◇	EM 1◇ ꣳ	EM 1◇ ꣳ	EM ◇	EM 1◇ ꣳ	EM 1◇ ꣳ	EM ◇	EM 1◇ ꣳ	EM 1◇ ꣳ	EM ◇	EM 1◇ ꣳ	EM ◇	EM 1◇ ꣳ	EM ◇	EM 1◇ ꣳ	EM ◇		
Sheffield (SHF) 7 d		1401					1436						1501					1601		
Chesterfield (CHD) d		1413					1448						1513				1537	1613		
Derby (DBY) 6 d		1433					1510						1533				1549	1633		
Long Eaton (LGE) d		1441											1541				1611	1641		
Grimsby Town (GMB) d	1240																			
Lincoln (LCN) d	1335											1437								
Newark Castle (NCT) d	1403											1506								
Nottingham (NOT) 8 d	1427				1449				1512			1529	1550				1612			
Beeston (BEE) d	1433								1518			1535					1618			
Attenborough (ATB) d	1437											1539								
East Midlands Parkway (EMD) 4 d	1444	1446	1452						1524	1546		1546					1624	1646		
Loughborough (LBO) d	1452	1453							1532	1553		1554					1632	1653		
Barrow Upon Soar (BWS) d			1457										1559							
Sileby (SIL) d			1501										1603							
Syston (SYS) d			1507										1608							
Leicester (LEI) a		1503	1516			1510	1530		1542	1603			1611	1617	1631		1642	1703		
Leicester (LEI) d		1504				1513	1532		1543	1604			1614	1617	1632		1643	1704		
Market Harborough (MHR) d						1526			1556				1627				1656			
Melton Mowbray (MMO) d																				
Oakham (OKM) d																				
Corby (COR) d				1510				1540				1610				1640		1707		
Kettering (KET) a				1518	1535			1548	1605			1618			1636		1648	1715		
Kettering (KET) d				1519	1536			1548	1606			1619			1637		1648	1706		
Wellingborough (WEL) d				1527				1556				1627					1656	1724		
Bedford (BDM) 7 d				1541				1610				1641					1710	1741		
Luton (LUT) 10 d				1556				1625				1656					1725	1756		
Luton Airport Parkway (LTN) 7 d				1559				1628				1659					1728	1759		
St Pancras International (STP) 15 a		1608		1622	1627	1636	1651	1654	1710	1722			1726			1739	1751	1754	1809	1822












Operator 1st Class/Reservations/Bus Catering facilities	EM	EM 1◇ ꣳ	EM EM ◇	EM 1◇ ꣳ	EM ◇	EM 1◇ ꣳ	EM 1◇ ꣳ	EM ◇	EM EM ◇	EM 1◇ ꣳ	EM EM ◇	EM 1◇ ꣳ	EM ◇	EM 1◇ ꣳ	EM 1◇ ꣳ	EM ◇	EM EM ◇	EM EM ◇	EM EM ◇	
Sheffield (SHF) 7 d				1637				1700					1731				1800			
Chesterfield (CHD) d				1649				1712					1749				1812			
Derby (DBY) 6 d				1711				1732					1811				1832			
Long Eaton (LGE) d								1740									1840			
Grimsby Town (GMB) d	1438																		1638	
Lincoln (LCN) d	1533									1636									1732	
Newark Castle (NCT) d	1605									1706									1759	
Nottingham (NOT) 8 d	1631	1650				1711				1730	1750					1812			1827	1850
Beeston (BEE) d	1639					1718				1739						1818			1833	
Attenborough (ATB) d	1642									1743									1837	
East Midlands Parkway (EMD) 4 d	1649					1724	1745			1750						1824	1845		1847c	
Loughborough (LBO) d	1658			1658		1732	1752			1758			1758			1832	1852		1855	
Barrow Upon Soar (BWS) d				1703									1803							
Sileby (SIL) d				1707									1807							
Syston (SYS) d				1712									1812							
Leicester (LEI) a		1712	1720	1731		1742	1802			1810	1820	1831			1842	1902			1911	
Leicester (LEI) d		1713		1733		1743	1804			1813		1833			1843	1904			1913	
Market Harborough (MHR) d		1726				1756				1826					1856				1926	
Melton Mowbray (MMO) d																				
Oakham (OKM) d																				
Corby (COR) d					1740			1810							1840			1910		
Kettering (KET) a		1735			1748	1805		1818		1835				1848	1905		1918		1935	
Kettering (KET) d		1736			1748	1806		1819		1836				1848	1906		1919		1936	
Wellingborough (WEL) d					1756			1827						1856			1927			
Bedford (BDM) 7 d					1810			1840						1910			1940			
Luton (LUT) 10 d					1825			1856						1925			1956			
Luton Airport Parkway (LTN) 7 d					1828			1859						1928			1959			
St Pancras International (STP) 15 a		1827		1836	1851	1854	1909	1922		1927			1936	1951	1954	2007	2022		2027	









NOTES (see introductory pages for explanation of train operator codes and standard symbols)

- a Arrival time
- d Departure time
- c Arrives 3 minutes earlier

Sheffield, Chesterfield, Derby, Nottingham, Leicester, Corby and Kettering to London

Saturdays

Operator 1st Class/Reservations/Bus Catering facilities	EM	EM ◇	EM ◇	EM ◇	EM ◇	EM ◇	EM ◇	EM ◇	EM ◇	EM ◇	EM ◇	EM ◇	EM ◇	EM ◇	EM ◇	EM ◇	EM ◇	EM ◇	
Sheffield (SHF)  d		1837			1901							1937				2001			2030
Chesterfield (CHD) d		1849			1913							1949				2013			2042
Derby (DBY)  d		1909			1933							2011				2033			2102
Long Eaton (LGE) d					1941										2041				
Grimsby Town (GMB) d																		1839	
Lincoln (LCN) d								1830										1934	
Newark Castle (NCT) d								1858										2003	
Nottingham (NOT)  d				1912			1928	1950					2012					2033	2050
Beeston (BEE) d				1918			1934						2018					2039	
Attenborough (ATB) d							1938											2043	
East Midlands Parkway (EMD)  d				1924	1945		1945						2024	2046				2050	
Loughborough (LBO) d		1855		1932	1953		1953						2032	2053				2058	2058
Barrow Upon Soar (BWS) d		1900																	2103
Sileby (SIL) d		1904										2002							2107
Syston (SYS) d		1909										2007							2112
Leicester (LEI) a		1918	1929		1942	2003		2010	2016	2031		2042	2103					2110	2120
Leicester (LEI) d			1932		1943	2004		2013		2032		2043	2104					2114	
Market Harborough (MHR) d					1956			2026				2056						2127	
Melton Mowbray (MMO) d																			
Oakham (OKM) d																			
Corby (COR) d				1940			2010					2040						2110	
Kettering (KET) a				1948	2005		2018		2035			2048	2105					2136	
Kettering (KET) d				1948	2006		2019		2036			2048	2106					2119	2137
Wellingborough (WEL) d				1956			2027					2056						2127	
Bedford (BDM)  d				2010			2040					2110						2141	2155
Luton (LUT)  d				2025			2055					2125						2157	
Luton Airport Parkway (LTN)  d				2028			2058					2128						2200	
St Pancras International (STP)  a		2039	2051	2054	2109	2121		2126		2138	2151	2154	2208	2223				2234	

Operator 1st Class/Reservations/Bus Catering facilities	EM ◇	EM ◇	EM ◇	EM ◇	EM	EM	EM ◇	EM
Sheffield (SHF)  d				2100				
Chesterfield (CHD) d				2114				
Derby (DBY)  d				2135				
Long Eaton (LGE) d				2144				
Grimsby Town (GMB) d								
Lincoln (LCN) d					2042			
Newark Castle (NCT) d					2110			
Nottingham (NOT)  d				2125		2149	2233	2318
Beeston (BEE) d				2131		2155	2239	2324
Attenborough (ATB) d						2159	2243	
East Midlands Parkway (EMD)  d				2137	2149	2206	2249	2332
Loughborough (LBO) d				2145	2157	2214	2258	2340
Barrow Upon Soar (BWS) d						2219	2303	
Sileby (SIL) d						2223	2307	
Syston (SYS) d						2228	2312	
Leicester (LEI) a				2155	2207	2237	2320	2351
Leicester (LEI) d				2156				
Market Harborough (MHR) d				2209				
Melton Mowbray (MMO) d								
Oakham (OKM) d								
Corby (COR) d	2140	2201					2240	
Kettering (KET) a	2148	2209	2218				2248	
Kettering (KET) d	2148		2219					
Wellingborough (WEL) d	2156		2227					
Bedford (BDM)  d	2210							
Luton (LUT)  d	2225							
Luton Airport Parkway (LTN)  d	2228							
St Pancras International (STP)  a	2251		2323					

NOTES (see introductory pages for explanation of train operator codes and standard symbols)

- a Arrival time
- d Departure time

Sheffield, Chesterfield, Derby, Nottingham, Leicester, Corby and Kettering to London

Sundays

Operator 1st Class/Reservations/Bus Catering facilities	EM 1◇	EM 1◇	EM 1◇	EM 1◇	EM 1◇	EM ◇	EM 1◇	EM ◇	EM 1◇	EM 1◇	EM ◇	EM 1◇	EM 1◇	EM ◇	EM 1◇	EM 1◇	EM ◇	EM 1◇	EM ◇
Sheffield (SHF) 7 d					0823				0926						1052			1152	
Chesterfield (CHD) d					0835				0938						1105			1204	
Derby (DBY) 6 d	0700		0751		0855				0958						1126			1225	
Long Eaton (LGE) d			0759		0903				1007						1135			1235	
Grimsby Town (GMB) d																			
Lincoln (LCN) d																			
Newark Castle (NCT) d																			
Nottingham (NOT) 8 d		0724		0821			0926			1016			1110				1209		
Beeston (BEE) d				0827									1116				1215		
Attenborough (ATB) d																			
East Midlands Parkway (EMD) ← d	0711	0734	0804	0833	0908		0936		1011	1026		1122	1140				1221	1239	
Loughborough (LBO) d		0741	0811	0841	0915		0943		1019	1033		1130	1147				1229	1247	
Barrow Upon Soar (BWS) d																			
Sileby (SIL) d																			
Syston (SYS) d																			
Leicester (LEI) a	0725	0752	0822	0852	0926		0954		1030	1044		1141	1158				1240	1258	
Leicester (LEI) d	0726	0753	0823	0853	0927		0956		1031	1046		1144	1200				1242	1259	
Market Harborough (MHR) d	0743	0810	0840	0910	0944		1013		1044	1059		1158	1213				1256	1312	
Melton Mowbray (MMO) d																			
Oakham (OKM) d																			
Corby (COR) d						1000		1038			1141				1226			1310	1341
Kettering (KET) a	0752	0819	0849	0919	0953	1008	1022	1046	1053	1108	1149	1207			1234	1305		1318	1349
Kettering (KET) d	0753	0820	0850	0920	0954		1023		1054	1109	1149	1208			1235	1306		1318	1349
Wellingborough (WEL) d	0800	0827	0857	0927	1001		1031		1101	1116	1158				1244			1326	1357
Bedford (BDM) 7 d	0812	0844	0914	0944	1014		1044		1114	1130	1210				1256			1339	1410
Luton (LUT) 10 d	0833			1004			1103				1225				1312			1355	1425
Luton Airport Parkway (LTN) ← 7 d	0838	0907	0937	1007	1039		1107		1136	1154	1228				1315			1358	1428
St Pancras International (STP) 15 a	0916	0943	1012	1042	1111		1142		1211	1219	1252	1256	1308	1339	1353	1408	1422	1452	

Operator 1st Class/Reservations/Bus Catering facilities	EM 1◇	EM 1◇	EM ◇	EM 1◇	EM ◇	EM 1◇	EM 1◇	EM ◇	EM 1◇	EM ◇	EM 1◇	EM 1◇	EM ◇	EM 1◇	EM 1◇	EM ◇	EM 1◇	EM 1◇	EM ◇
Sheffield (SHF) 7 d		1252		1331			1351		1432			1451			1531			1551	
Chesterfield (CHD) d		1304		1344			1404		1446			1504			1544			1604	
Derby (DBY) 6 d		1325		1406			1425		1506			1528			1606			1628	
Long Eaton (LGE) d		1335					1434					1538						1637	
Grimsby Town (GMB) d																			
Lincoln (LCN) d																			
Newark Castle (NCT) d																			
Nottingham (NOT) 8 d	1310					1410					1506			1547				1610	
Beeston (BEE) d	1316					1416					1512							1616	
Attenborough (ATB) d																			
East Midlands Parkway (EMD) ← d	1323	1339		1416		1423	1439		1516		1520	1542		1557	1616			1623	1642
Loughborough (LBO) d	1330	1347				1430	1446				1528	1550						1630	1649
Barrow Upon Soar (BWS) d																			
Sileby (SIL) d																			
Syston (SYS) d																			
Leicester (LEI) a	1341	1358		1430		1441	1457		1530		1541	1601		1611	1630			1641	1700
Leicester (LEI) d	1343	1359		1432		1443	1459		1532		1543	1602		1613	1632			1643	1702
Market Harborough (MHR) d	1356	1412				1456	1512				1556			1626				1656	
Melton Mowbray (MMO) d																			
Oakham (OKM) d																			
Corby (COR) d			1410		1440			1510		1540				1610				1640	
Kettering (KET) a	1405		1418		1448	1505		1518		1548	1605		1618	1635				1648	1705
Kettering (KET) d	1406		1418		1448	1506		1518		1548	1606		1618	1636				1648	1706
Wellingborough (WEL) d			1426		1456			1526		1556			1626					1656	
Bedford (BDM) 7 d			1439		1509			1539		1609			1639					1709	
Luton (LUT) 10 d			1455		1525			1555		1625			1655					1725	
Luton Airport Parkway (LTN) ← 7 d			1458		1528			1558		1628			1658					1728	
St Pancras International (STP) 15 a	1455	1508	1522	1539	1552	1556	1609	1622	1639	1652	1655	1709	1722	1727	1739	1752	1755	1809	

NOTES (see introductory pages for explanation of train operator codes and standard symbols)

- a Arrival time
- d Departure time

Sheffield, Chesterfield, Derby, Nottingham, Leicester, Corby and Kettering to London

Sundays

Operator 1st Class/Reservations/Bus Catering facilities	EM ◇	EM 1◇ CP	EM 1◇ CP	EM ◇	EM 1◇ CP	EM 1◇ CP	EM ◇	EM 1◇ CP	EM 1◇ CP	EM ◇	EM 1◇ CP	EM 1◇ CP	EM ◇	EM 1◇ CP	EM ◇	EM 1◇ CP	EM 1◇ CP	EM ◇
Sheffield (SHF)			1628			1651			1728			1751						1851
Chesterfield (CHD)			1640			1703			1741			1803						1903
Derby (DBY)			1701			1725			1802			1826						1923
Long Eaton (LGE)						1734						1834						1932
Grimsby Town (GMB)																		
Lincoln (LCN)																		
Newark Castle (NCT)																		
Nottingham (NOT)		1647			1710			1745			1810			1845		1906		
Beeston (BEE)					1716						1816					1912		
Attenborough (ATB)																		
East Midlands Parkway (EMD)		1657	1712		1723	1739		1757	1813		1823	1839		1857		1919	1937	
Loughborough (LBO)			1719		1730	1746					1830	1846				1926	1944	
Barrow Upon Soar (BWS)																		
Sileby (SIL)																		
Syston (SYS)																		
Leicester (LEI)		1711	1730		1741	1757		1811	1827		1841	1857		1911		1937	1955	
Leicester (LEI)		1713	1732		1743	1802		1813	1829		1843	1902		1913		1943	1959	
Market Harborough (MHR)		1726			1756			1826	1842		1856			1926		1956		
Melton Mowbray (MMO)																		
Oakham (OKM)																		
Corby (COR)	1710			1740			1810			1840			1910		1940			2005
Kettering (KET)	1718	1735		1748	1805		1818	1835		1848	1905		1918	1935	1948	2005		2013
Kettering (KET)	1718	1736		1748	1806		1818	1836		1848	1906		1918	1936	1948	2006		2018
Wellingborough (WEL)	1726			1756			1826			1856			1926		1956			2026
Bedford (BDM)	1739			1809			1839			1909			1940		2009			2039
Luton (LUT)	1755			1825			1855			1925			1956		2025		2044	2055
Luton Airport Parkway (LTN)	1758			1828			1858			1928			1959		2028			2058
St Pancras International (STP)	1822	1827	1839	1852	1855	1909	1922	1927	1939	1952	1955	2009	2023	2027	2052	2055	2108	2122

Operator 1st Class/Reservations/Bus Catering facilities	EM 1◇ CP	EM 1◇ CP	EM ◇	EM ◇	EM 1◇ CP	EM 1◇ CP	EM 1◇ CP
Sheffield (SHF)		1951			2029		
Chesterfield (CHD)		2003			2042		
Derby (DBY)		2025			2103		
Long Eaton (LGE)		2034			2112		
Grimsby Town (GMB)							
Lincoln (LCN)							
Newark Castle (NCT)							
Nottingham (NOT)	1959				2109	2150	
Beeston (BEE)	2005				2115	2156	
Attenborough (ATB)							
East Midlands Parkway (EMD)	2012	2039			2117	2121	2202
Loughborough (LBO)	2019	2046			2124	2129	2210
Barrow Upon Soar (BWS)							
Sileby (SIL)							
Syston (SYS)							
Leicester (LEI)	2030	2057			2135	2140	2221
Leicester (LEI)	2032	2059			2136	2141	
Market Harborough (MHR)	2045	2112			2150	2154	
Melton Mowbray (MMO)							
Oakham (OKM)							
Corby (COR)			2110	2140			
Kettering (KET)	2054		2118	2148	2159	2203	
Kettering (KET)	2055		2118		2200	2205	
Wellingborough (WEL)	2102		2126		2207	2213	
Bedford (BDM)	2115		2139		2220	2227	
Luton (LUT)			2155		2235	2242	
Luton Airport Parkway (LTN)	2131		2158		2238	2246	
St Pancras International (STP)	2155	2208	2223		2303	2309	

NOTES (see introductory pages for explanation of train operator codes and standard symbols)

- a Arrival time
- d Departure time