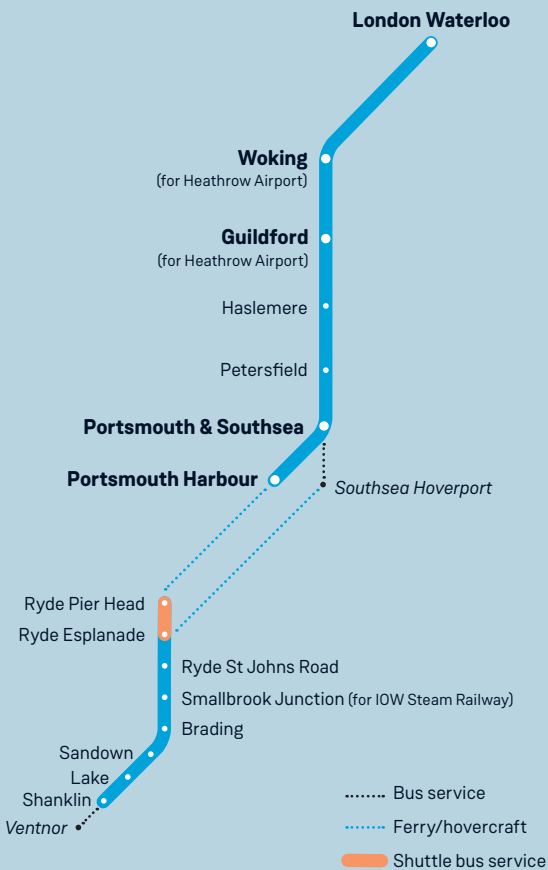


24 ISLAND LINE

Isle of Wight to London Waterloo



Train times

from 2 April 2023

Your timetable

This timetable shows Island Line train services between **Shanklin and Ryde Esplanade**. Due to vital maintenance on Ryde Pier, **buses** replace all trains between Ryde Esplanade and Ryde Pier Head. Times for the connecting bus link from Shanklin to Ventnor are also included.

Ferries from Ryde Pier Head to Portsmouth Harbour offer connections to mainland train services by South Western Railway to London Waterloo, Southern to London Victoria and Great Western Railway to Cardiff.

Customers for the Isle of Wight Steam Railway should travel to Smallbrook Junction for connecting services. For more information please visit **iwsteamrailway.co.uk**.

Buy a ticket before you board

You need to buy a valid ticket before you get on your train. We know that most of our passengers do this before travelling, and we have a duty to those passengers to make sure no-one travels without paying. This is why we run a penalty fares scheme across most of our network.

If you travel without a valid ticket to or from a station within the penalty fares area, you may have to pay a penalty fare of £20 or twice the single fare to the next station your train stops at (whichever is higher). You will also have to buy a ticket for the rest of your journey.

We have a policy to, wherever possible, prosecute everyone who deliberately avoids paying.

Travel with Confidence

So that you can travel with confidence, we are: ventilating trains to refresh air, improving information about journeys and trains, and extensively cleaning trains and stations.

In crowded spaces, wear a face covering out of respect to others. Please be considerate of other passengers and rail staff.

Changes to train times

Network Rail need to do engineering work to maintain and improve the rail network. They do a lot of this work at weekends and during holiday periods, but they also need to do some work overnight during the week.

If we need to close rail lines so Network Rail can carry out work, buses will replace train services. We may also have to alter train services over a wider area.

Please check for any changes to train times before travelling at weekends, late in the evening or early in the morning. Look for the 'Changes to train times' posters at stations, or visit our website at **southwesternrailway.com**.

National Rail Enquiries

For full details of train services and fares please telephone **03457 48 49 50**.

This is a local call rate service available 24 hours a day.

Public holidays

Services are subject to alteration during public holidays and passengers are advised to check train times before travelling.

Connections

Please note that connections cannot be guaranteed. Rail and ferry services may not be held in the event of late running.

Cycles on Island Line

A maximum of four cycles may be carried at no charge in the 'Shanklin end' of all trains. Island Line reserves the right to restrict the carriage of bicycles on any trains when the safety and comfort of passengers or the punctuality of the train may be jeopardised. Implementation of this restriction will be at the guard's discretion.

Please note that tandems and cycles with attachments cannot be carried.

No-smoking policy

For the comfort of all our customers, smoking and using e-cigarettes is not allowed on any part of our trains or stations.

You can smoke outside the station entrance or in our car parks.

Fares and Discounts

Children's fares

Children aged 15 years and under travel for half the adult price and under 5's travel free on all services.

Season Tickets

For regular passengers a Season Ticket offers reductions on the cost of buying return tickets every day. For information on the savings a Weekly, Monthly or Annual Season Ticket can offer you, please enquire at Ryde Esplanade or Shanklin ticket offices, or ask the guard on the train. A photocard is required for all Season Tickets.

Island Line Residents Card

Save 40% on Island Line Single and Day Return Fares with an Island Line Residents Card. Savings available after 9am Monday to Friday and all day weekends and public holidays. Residents Cards cost **£5** for the individual card or **£7.50** for the Family Card.

To apply for your discount card complete an application form and take it together with a recent photograph of yourself and proof of residence, for example council tax notice or driving licence to either Ryde Esplanade or Shanklin ticket office.

All National Railcards are accepted for reduced rate travel on Hovertravel and Wightlink services when part of a rail journey.

Automated Delay Repay

We have introduced a new Automated Delay Repay (ADR) system that drastically cuts the time it takes to claim and receive compensation if your train is late.

ADR works for all customers who have bought Advance tickets or a Touch Smartcard season ticket from our website.

If you have a Touch Smartcard season ticket, you will need to touch in and out at the beginning and end of your journey, sign up for a Delay Repay account at

delayerepay.southwesternrailway.com and select 'Auto Delay Repay'. (The email addresses you use for 'My Account' and 'Delay Repay' must match.)

To find out more about Automated Delay Repay, visit:

southwesternrailway.com/contact-and-help/refunds-and-compensation/delay-repay/automated-delay-repay.

Connections

BY TRAIN

South Western Railway

Provides fast, frequent trains from London Waterloo to Portsmouth. For further details visit **[southwesternrailway.com](https://www.southwesternrailway.com)**

Southern

Provides services from Brighton, Chichester and West Sussex stations, also from London Victoria to Portsmouth via East Croydon and Gatwick Airport.

For further details visit **[southernrailway.com](https://www.southernrailway.com)**

Great Western Railway

Provides frequent services from Cardiff, Bristol, Salisbury and Southampton to Portsmouth Harbour.

For further details visit **[GWR.com](https://www.gwr.com)**

BY HOVERCRAFT

Hovertravel

Provides a fast and friendly service to the Isle of Wight. A 10 minute crossing between Southsea (Clarence Pier) and Ryde Esplanade with connections to Island Line trains.

For further details please telephone **01983 717700** or visit **[hovertravel.co.uk](https://www.hovertravel.co.uk)**

BY FERRY

Wightlink

Provides a fast, comfortable service between Portsmouth Harbour and Ryde Pier Head. This crossing, which takes approximately 22 minutes, connects with the station at each end of the service.

Please telephone **0333 999 7333** or visit **[wightlink.co.uk](https://www.wightlink.co.uk)**

Connections

BY BUS

Southern Vectis

Provides bus services across the island.

Please telephone **0330 0539 182** or visit **islandbuses.info**

Shanklin to Ventnor Rail/Bus Link

The joint initiative between Island Line and Southern Vectis at Shanklin has now been going for several years. This arrangement involves the station being served by Southern Vectis service 3. Buses will depart from the station front providing direct links, seven days a week, for rail passengers to Whiteley Bank, Wroxall and Ventnor.

Special 'Rail-link' fares are available to passengers making a through journey using both Southern Vectis and Island Line Trains. The tickets can be bought at the station or on the bus.

For further details please telephone **0330 0539 182** or visit **islandbuses.info/services/SVCT/3**

First Bus

First Bus in Portsmouth, Fareham and Gosport operate nearly 40 routes on the mainland. Please visit **firstgroup.com** for further information.

Stagecoach Bus

Stagecoach bus services include Coastliner 700, which operates between Portsmouth Harbour and Bognor Regis calling at Havant, Emsworth and Chichester. Please visit **stagecoachbus.com** to download a timetable.



MONDAY TO FRIDAY
Isle of Wight - Portsmouth - London Waterloo

Notes	★		★		★																		
Ventnor (Boots) 🚢 d				0600		0655	0715	0746	0820	0846	0916	0946	1016	1046	1116	1146	1216	1246	1316	1346	1416	1446	
Shanklin d			0601	0630	0700	0730	0800	0830	0900	0930	1000	1030	1100	1130	1200	1230	1300	1330	1400	1430	1500	1530	
Lake d			0604	0633	0703	0733	0803	0833	0903	0933	1003	1033	1103	1133	1203	1233	1303	1333	1403	1433	1503	1533	
Sandown d			0607	0636	0706	0736	0806	0836	0906	0936	1006	1036	1106	1136	1206	1236	1306	1336	1406	1436	1506	1536	
Brading d			0612	0641	0711	0741	0811	0841	0911	0941	1011	1041	1111	1141	1211	1241	1311	1341	1411	1441	1511	1541	
Smallbrook Junction d												1046b	1116b	1146b	1216b	1246b	1316b	1346b	1416b	1446b	1516b	1546b	
Ryde St Johns Road d	0521	0554	0620	0649	0719	0749	0819	0849	0919	0949	1019	1050	1120	1150	1220	1250	1320	1350	1420	1450	1520	1550	
Ryde Esplanade a	0527u	0557	0623	0652	0722	0752	0822	0852	0922	0952	1022	1053	1123	1153	1223	1253	1323	1353	1423	1453	1523	1553	
Ryde Esplanade 🚢 d			0632		0732		0832		0932		1032		1132		1232		1332		1432		1532		
Ryde Pier Head 🚢 a	0530		0635		0735		0835		0935		1035		1135		1235		1335		1435		1535		
Ryde Pier Head 🚢 d	0545		0645		0745		0845		0945		1045		1145		1245		1345		1445		1545		
Portsmouth Harbour 🚢 a	0607		0707		0807		0907		1007		1107		1207		1307		1407		1507		1607		
Portsmouth Harbour d	0610		0713		0815		0945		1045		1145		1246		1345		1445		1515		1615		
Portsmouth & Southsea d	0615		0718		0820		0950		1050		1150		1251		1350		1450		1520		1619		
Petersfield a	0644		0745		0847		1017		1117		1217		1318		1417		1517		1546		1647		
Haslemere a	0657		0758		0901		1029		1129		1229		1330		1429		1535		1559		1700		
Guildford a	0714		0817		0918		1048		1148		1248		1348		1448		1551		1620		1718		
Woking a	0726		0826		0927		1057		1156		1257		1356		1456		1600		1629		1726		
London Waterloo a	0754		0855		0955		1124		1222		1322		1424		1522		1629		1701		1754		

🚢 - Due to vital maintenance work on Ryde Pier, buses replace all trains between Ryde Esplanade and Ryde Pier Head. Times for the buses are shown in red.

Wightlink catamaran times are correct at time of publication but subject to alteration. A revised service operates on public holidays.

Check before travelling. Please visit wightlink.co.uk or call 0333 999 7333 (calls charged at local rate).

Connections between ferries and trains are not guaranteed. Where possible, customers are advised to allow at least 10 minutes to change.

For Hovertravel connections please visit hovertravel.co.uk

MONDAY TO FRIDAY

Isle of Wight - Portsmouth - London Waterloo

Notes																				
Ventnor (Boots) 🚢	d	1516	1546	1616	1648	1718	1748	1815	1845	1941		2041	2141							
Shanklin	d	1600	1630	1700	1730	1800	1830	1900	1930	2010	2030	2130	2235							
Lake	d	1603	1633	1703	1733	1803	1833	1903	1933	2013	2033	2133	2238							
Sandown	d	1606	1636	1706	1736	1806	1836	1906	1936	2017	2036	2136	2241							
Brading	d	1611	1641	1711	1741	1811	1841	1911	1941	2022	2041	2141	2246							
Smallbrook Junction	d	1616b																		
Ryde St Johns Road	d	1620	1649	1719	1749	1819	1849	1919	1949	2030	2049	2149	2254							
Ryde Esplanade	a	1623	1652	1722	1752	1822	1852	1922	1952	2033	2052	2152	2257							
Ryde Esplanade 🚢	d	1632		1732		1832		1932		2039		2157	2302							
Ryde Pier Head 🚢	a	1635		1735		1835		1935		2042		2200	2305							
Ryde Pier Head 🚢	d	1645		1745		1845		1947		2052		2310								
Portsmouth Harbour 🚢	a	1707		1807		1907		2009		2114		2332								
Portsmouth Harbour	d	1715		1815		1915		2019		2119	2219									
Portsmouth & Southsea	d	1719		1820		1919		2024		2124	2224									
Petersfield	a	1747		1848		1947		2056		2156	2257									
Haslemere	a	1800		1901		2001		2114		2214	2314									
Guildford	a	1820		1919		2018		2138		2237	2337									
Woking	a	1833		1945e		2026		2157		2251	2349									
London Waterloo	a	1859		2000		2051		2228		2320	0034									

🚢 - Due to vital maintenance work on Ryde Pier, buses replace all trains between Ryde Esplanade and Ryde Pier Head. Times for the buses are shown in red.

Wightlink catamaran times are correct at time of publication but subject to alteration. A revised service operates on public holidays.

Check before travelling. Please visit wightlink.co.uk or call 0333 999 7333 (calls charged at local rate).

Connections between ferries and trains are not guaranteed. Where possible, customers are advised to allow at least 10 minutes to change.

For Hovertravel connections please visit hovertravel.co.uk

SATURDAY

Isle of Wight - Portsmouth - London Waterloo

Notes																							
Ventnor (Boots)	d		0600		0655		0746	0820	0846	0916	0946	1016	1046	1116	1146	1216	1246	1316	1346	1416	1446	1516	
Shanklin	d	0601	0630	0700	0730	0800	0830	0900	0930	1000	1030	1100	1130	1200	1230	1300	1330	1400	1430	1500	1530	1600	
Lake	d	0604	0633	0703	0733	0803	0833	0903	0933	1003	1033	1103	1133	1203	1233	1303	1333	1403	1433	1503	1533	1603	
Sandown	d	0607	0636	0706	0736	0806	0836	0906	0936	1006	1036	1106	1136	1206	1236	1306	1336	1406	1436	1506	1536	1606	
Brading	d	0612	0641	0711	0741	0811	0841	0911	0941	1011	1041	1111	1141	1211	1241	1311	1341	1411	1441	1511	1541	1611	
Smallbrook Junction	d										1046b	1116b	1146b	1216b	1246b	1316b	1346b	1416b	1446b	1516b	1546b	1616b	
Ryde St Johns Road	d		0620	0649	0719	0749	0819	0849	0919	0949	1019	1050	1120	1150	1220	1250	1320	1350	1420	1450	1520	1550	1620
Ryde Esplanade	a	0554	0623	0652	0722	0752	0822	0852	0922	0952	1022	1053	1123	1153	1223	1253	1323	1353	1423	1453	1523	1553	1623
Ryde Esplanade	d	0557			0732		0832		0932		1032		1132		1232		1332		1432		1532	1632	
Ryde Pier Head	a				0735		0835		0935		1035		1135		1235		1335		1435		1535	1635	
Ryde Pier Head	d			0745		0845		0945		1045		1145		1245		1345		1445		1545		1645	
Portsmouth Harbour	a			0807		0907		1007		1107		1207		1307		1407		1507		1607		1707	
Portsmouth Harbour	d			0815		0915		1015		1115		1215		1315		1415		1515		1615		1715	
Portsmouth & Southsea	d			0820		0920		1020		1120		1220		1320		1420		1520		1620		1720	
Petersfield	a			0847		0947		1048		1147		1247		1347		1447		1547		1647		1747	
Haslemere	a			0900		1000		1100		1200		1300		1401		1500		1600		1700		1800	
Guildford	a			0918		1018		1118		1218		1318		1418		1518		1618		1718		1818	
Woking	a			0926		1026		1126		1226		1326		1426		1526		1626		1726		1826	
London Waterloo	a			0952		1052		1154		1255		1351		1452		1552		1652		1752		1852	

- Due to vital maintenance work on Ryde Pier, buses replace all trains between Ryde Esplanade and Ryde Pier Head. Times for the buses are shown in red.

Wightlink catamaran times are correct at time of publication but subject to alteration. A revised service operates on public holidays.

Check before travelling. Please visit wightlink.co.uk or call 0333 999 7333 (calls charged at local rate).

Connections between ferries and trains are not guaranteed. Where possible, customers are advised to allow at least 10 minutes to change.

For Hovertravel connections please visit hovertravel.co.uk

SATURDAY

Isle of Wight - Portsmouth - London Waterloo

Notes																				
Ventnor (Boots) 🚢 d	1546	1616	1648	1718	1748	1815	1845	1941		2041	2141									
Shanklin d	1630	1700	1730	1800	1830	1900	1930	2010	2030	2130	2235									
Lake d	1633	1703	1733	1803	1833	1903	1933	2013	2033	2133	2238									
Sandown d	1636	1706	1736	1806	1836	1906	1936	2017	2036	2136	2241									
Brading d	1641	1711	1741	1811	1841	1911	1941	2022	2041	2141	2246									
Smallbrook Junction d																				
Ryde St Johns Road d	1649	1719	1749	1819	1849	1919	1949	2030	2049	2149	2254									
Ryde Esplanade a	1652	1722	1752	1822	1852	1922	1952	2033	2052	2152	2257									
Ryde Esplanade 🚢 d		1732		1832		1932		2039		2157	2302									
Ryde Pier Head 🚢 a		1735		1835		1935		2042		2200	2305									
Ryde Pier Head 🚢 d		1745		1845		1947		2052			2310									
Portsmouth Harbour 🚢 a		1807		1907		2009		2114			2332									
Portsmouth Harbour d		1815		1915		2015		2119	2219											
Portsmouth & Southsea d		1820		1920		2020		2124	2224											
Petersfield a		1848		1947		2047		2156	2257											
Haslemere a		1900		2000		2100		2213	2314											
Guildford a		1918		2018		2118		2236	2338											
Woking a		1926		2026		2126		2247	2351											
London Waterloo a		1952		2053		2152		2316	0030											

🚢 - Due to vital maintenance work on Ryde Pier, buses replace all trains between Ryde Esplanade and Ryde Pier Head. Times for the buses are shown in red.

Wightlink catamaran times are correct at time of publication but subject to alteration. A revised service operates on public holidays.

Check before travelling. Please visit wightlink.co.uk or call 0333 999 7333 (calls charged at local rate).

Connections between ferries and trains are not guaranteed. Where possible, customers are advised to allow at least 10 minutes to change.

For Hovertravel connections please visit hovertravel.co.uk

SUNDAY

Isle of Wight - Portsmouth - London Waterloo

Notes																						
Ventnor (Boots) 🚢 d		0644			0814	0848	0918	0946	1016	1046	1116	1146	1216	1246	1316	1346	1416	1446	1516	1546	1616	1646
Shanklin d		0709		0830	0900	0930	1000	1030	1100	1130	1200	1230	1300	1330	1400	1430	1500	1530	1600	1630	1700	1730
Lake d		0712		0833	0903	0933	1003	1033	1103	1133	1203	1233	1303	1333	1403	1433	1503	1533	1603	1633	1703	1733
Sandown d		0715		0836	0906	0936	1006	1036	1106	1136	1206	1236	1306	1336	1406	1436	1506	1536	1606	1636	1706	1736
Brading d		0720		0841	0911	0941	1011	1041	1111	1141	1211	1241	1311	1341	1411	1441	1511	1541	1611	1641	1711	1741
Smallbrook Junction d							1016b	1046b	1116b	1146b	1216b	1246b	1316b	1346b	1416b	1446b	1516b	1546b	1616b			
Ryde St Johns Road d	0635	0728	0823	0849	0919	0949	1020	1050	1120	1150	1220	1250	1320	1350	1420	1450	1520	1550	1620	1649	1719	1749
Ryde Esplanade a	0638	0731	0826	0852	0922	0952	1023	1053	1123	1153	1223	1253	1323	1353	1423	1453	1523	1553	1623	1652	1722	1752
Ryde Esplanade 🚢 d		0736	0832		0932		1032		1132		1232		1332		1432		1532		1632		1732	
Ryde Pier Head 🚢 a		0739	0835		0935		1035		1135		1235		1335		1435		1535		1635		1735	
Ryde Pier Head 🚢 d		0745	0845		0945		1045		1145		1245		1345		1445		1545		1645		1745	
Portsmouth Harbour 🚢 a		0807	0907		1007		1107		1207		1307		1407		1507		1607		1707		1807	
Portsmouth Harbour d		0832	0932		1032		1132		1232		1332		1432		1532		1632		1732		1832	
Portsmouth & Southsea d		0837	0937		1037		1137		1237		1337		1437		1537		1637		1737		1837	
Petersfield a		0903	1004		1103		1203		1304		1403		1503		1603		1703		1803		1903	
Haslemere a		0915	1016		1115		1215		1316		1415		1515		1615		1715		1815		1915	
Guildford a		0933	1034		1133		1233		1333		1433		1533		1633		1733		1833		1933	
Woking a		0942	1042		1142		1242		1342		1442		1544		1642		1742		1844		1942	
London Waterloo a		1019	1122		1217		1314		1414		1513		1614		1714		1814		1914		2014	

🚢 - Due to vital maintenance work on Ryde Pier, buses replace all trains between Ryde Esplanade and Ryde Pier Head. Times for the buses are shown in red.

Wightlink catamaran times are correct at time of publication but subject to alteration. A revised service operates on public holidays.

Check before travelling. Please visit wightlink.co.uk or call 0333 999 7333 (calls charged at local rate).

Connections between ferries and trains are not guaranteed. Where possible, customers are advised to allow at least 10 minutes to change.

For Hovertravel connections please visit hovertravel.co.uk

SUNDAY

Isle of Wight - Portsmouth - London Waterloo

Notes																				
Ventnor (Boots) 🚢 d	1716	1744	1814	1844	1943		2043	2214												
Shanklin d	1800	1830	1900	1930	2010	2030	2130	2235												
Lake d	1803	1833	1903	1933	2013	2033	2133	2238												
Sandown d	1806	1836	1906	1936	2017	2036	2136	2241												
Brading d	1811	1841	1911	1941	2022	2041	2141	2246												
Smallbrook Junction d																				
Ryde St Johns Road d	1819	1849	1919	1949	2030	2049	2149	2254												
Ryde Esplanade a	1822	1852	1922	1952	2033	2052	2152	2257												
Ryde Esplanade 🚢 d	1832		1932		2039		2157	2302												
Ryde Pier Head 🚢 a	1835		1935		2042		2200	2305												
Ryde Pier Head 🚢 d	1845		1947		2052			2310												
Portsmouth Harbour 🚢 a	1907		2009		2114			2332												
Portsmouth Harbour d	1932		2032		2132															
Portsmouth & Southsea d	1937		2037		2137															
Petersfield a	2003		2103		2203															
Haslemere a	2015		2115		2215															
Guildford a	2033		2133		2233															
Woking a	2042		2142		2242															
London Waterloo a	2114		2215		2314															

🚢 - Due to vital maintenance work on Ryde Pier, buses replace all trains between Ryde Esplanade and Ryde Pier Head. Times for the buses are shown in red.

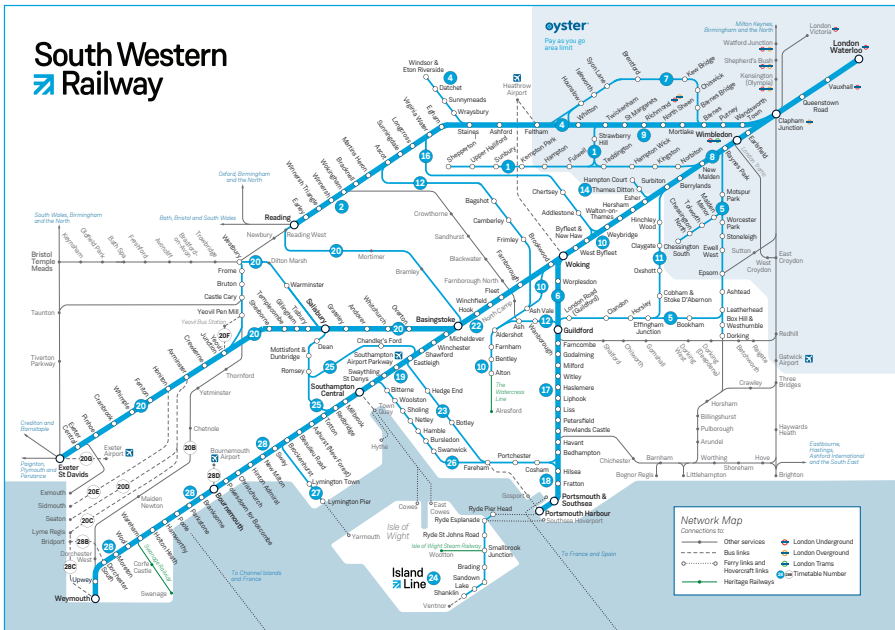
Wightlink catamaran times are correct at time of publication but subject to alteration. A revised service operates on public holidays.

Check before travelling. Please visit wightlink.co.uk or call 0333 999 7333 (calls charged at local rate).

Connections between ferries and trains are not guaranteed. Where possible, customers are advised to allow at least 10 minutes to change.

For Hovertravel connections please visit hovertravel.co.uk

South Western Railway



Changing trains

Most journeys shown in this timetable are direct trains, shown in **bold type**. However, you may be able to make other journeys or reach your destination more quickly by changing trains. To help you find these alternative trains, we show them in the timetable with *light italic type*. A letter against the time will show where you need to change trains – please check the ‘Notes’ section for an explanation of these letters.

Please allow plenty of time to change trains. At most stations you will need to allow at least five minutes. You will need longer at some stations, and this is shown in the ‘Station information’ table in this timetable. For example ⑩ means you should allow 10 minutes to change trains at this station.

MONDAY TO FRIDAY
London Waterloo - Portsmouth - Isle of Wight

Notes																							
London Waterloo	d							0545		0730		0830		0930		1030		1130		1230		1330	
Woking	d							0617		0755		0855		0955		1055		1155		1255		1355	
Guildford	d					0509		0630		0804		0903		1003		1103		1203		1303		1403	
Haslemere	d					0524		0655		0824		0924		1021		1121		1221		1321		1421	
Petersfield	d					0545		0711		0835		0935		1032		1132		1232		1332		1432	
Portsmouth & Southsea	a					0616		0747		0904		1003		1057		1157		1257		1357		1457	
Portsmouth Harbour	a					0620		0751		0908		1008		1102		1202		1302		1402		1502	
Portsmouth Harbour	d		0515		0615		0715		0815		0915		1015		1115		1215		1315		1415		1515
Ryde Pier Head	a		0537		0637		0737		0837		0937		1037		1137		1237		1337		1437		1537
Ryde Pier Head	d		0547		0647		0747		0847		0947		1047		1147		1247		1347		1447		1547
Ryde Esplanade	a		0550		0650		0750		0850		0950		1050		1150		1250		1350		1450		1550
Ryde Esplanade	d		0601	0630	0700	0730	0800	0830	0900	0930	0959	1029	1059	1129	1159	1229	1259	1329	1359	1429	1459	1529	1559
Ryde St Johns Road	d	0538	0605	0634	0704	0734	0804	0834	0904	0934	1003	1033	1103	1133	1203	1233	1303	1333	1403	1433	1503	1533	1603
Smallbrook Junction	d										1006b	1036b	1106b	1136b	1206b	1236b	1306b	1336b	1406b	1436b	1506b	1536b	1606b
Brading	d	0546	0613	0642	0712	0742	0812	0842	0912	0942	1012	1042	1112	1142	1212	1242	1312	1342	1412	1442	1512	1542	1612
Sandown	d	0551	0618	0647	0717	0747	0817	0847	0917	0947	1017	1047	1117	1147	1217	1247	1317	1347	1417	1447	1517	1547	1617
Lake	d	0554	0621	0650	0720	0750	0820	0850	0920	0950	1020	1050	1120	1150	1220	1250	1320	1350	1420	1450	1520	1550	1620
Shanklin	a	0557	0624	0653	0723	0753	0823	0853	0923	0953	1023	1053	1123	1153	1223	1253	1323	1353	1423	1453	1523	1553	1623
Ventnor (Boots)	a		0646	0734	0805	0847		0922	0952	1022	1057	1127	1157	1227	1257	1327	1357	1427	1457	1527	1557	1627	1657

🚏 - Due to vital maintenance work on Ryde Pier, buses replace all trains between Ryde Pier Head and Ryde Esplanade. Times for the buses are shown in red.

Wightlink catamaran times are correct at time of publication but subject to alteration. A revised service operates on public holidays.

Check before travelling. Please visit wightlink.co.uk or call 0333 999 7333 (calls charged at local rate).

Connections between ferries and trains are not guaranteed. Where possible, customers are advised to allow at least 10 minutes to change.

For Hovertravel connections please visit hovertravel.co.uk

MONDAY TO FRIDAY
London Waterloo - Portsmouth - Isle of Wight

Notes								★		★											
London Waterloo	d		1430		1500		1630		1730		1830	1930	2030								
Woking	d		1455		1525		1655		1755		1855	1955	2055								
Guildford	d		1503		1533		1704		1810		1907	2004	2104								
Haslemere	d		1521		1553		1725		1828		1925	2024	2122								
Petersfield	d		1532		1604		1736		1840		1937	2036	2133								
Portsmouth & Southsea	a		1557		1629		1803		1905		2006	2104	2158								
Portsmouth Harbour	a		1602		1636		1809		1911		2012	2108	2203								
Portsmouth Harbour	d		1615		1715		1815		1920		2020	2120	2245								
Ryde Pier Head	a		1637		1737		1837		1942		2042	2142	2307								
Ryde Pier Head	d		1647		1747		1847		1952		2052	2152	2312								
Ryde Esplanade	a		1650		1750		1850		1955		2055	2155	2315								
Ryde Esplanade	d	1630	1700	1730	1800	1830	1900	1930	2000	2037	2100	2200	2320								
Ryde St Johns Road	d	1634	1704	1734	1804	1834	1904	1934	2004	2040a	2104	2204	2323a								
Smallbrook Junction	d																				
Brading	d	1642	1712	1742	1812	1842	1912	1942	2012		2112	2212									
Sandown	d	1647	1717	1747	1817	1847	1917	1947	2017		2117	2217									
Lake	d	1650	1720	1750	1820	1850	1920	1950	2020		2120	2220									
Shanklin	a	1653	1723	1753	1823	1853	1923	1953	2023		2123	2223									
Ventnor (Boots)	a	1727	1758	1825	1852	1922	2011	2041	2111		2211										

 - Due to vital maintenance work on Ryde Pier, buses replace all trains between Ryde Pier Head and Ryde Esplanade. Times for the buses are shown in red.

Wightlink catamaran times are correct at time of publication but subject to alteration. A revised service operates on public holidays.

Check before travelling. Please visit wightlink.co.uk or call 0333 999 7333 (calls charged at local rate).

Connections between ferries and trains are not guaranteed. Where possible, customers are advised to allow at least 10 minutes to change.

For Hovertravel connections please visit hovertravel.co.uk

SATURDAY

London Waterloo - Portsmouth - Isle of Wight

Notes																									
London Waterloo d								0545		0730			0830			0930			1030		1130		1230		1330
Woking d								0613		0755			0855			0955			1055		1155		1255		1355
Guildford d						0515		0625		0803			0903			1003			1103		1204		1303		1403
Haslemere d						0530		0650		0821			0921			1021			1121		1221		1321		1421
Petersfield d						0546		0706		0832			0932			1032			1132		1232		1332		1432
Portsmouth & Southsea a						0617		0738		0857			0957			1057			1157		1257		1357		1457
Portsmouth Harbour a						0622		0743		0902			1002			1102			1202		1302		1402		1502
Portsmouth Harbour 🚢 d						0715		0815		0915			1015			1115			1215		1315		1415		1515
Ryde Pier Head 🚢 a						0737		0837		0937			1037			1137			1237		1337		1437		1537
Ryde Pier Head 🚢 d						0747		0847		0947			1047			1147			1247		1347		1447		1547
Ryde Esplanade 🚢 a						0750		0850		0950			1050			1150			1250		1350		1450		1550
Ryde Esplanade d		0601	0630	0700	0730	0800	0830	0900	0930	0959	1029	1059	1129	1159	1229	1259	1329	1359	1429	1459	1529	1559			
Ryde St Johns Road d	0538	0605	0634	0704	0734	0804	0834	0904	0934	1003	1033	1103	1133	1203	1233	1303	1333	1403	1433	1503	1533	1603			
Smallbrook Junction d										1006b	1036b	1106b	1136b	1206b	1236b	1306b	1336b	1406b	1436b	1506b	1536b	1606b			
Brading d	0546	0613	0642	0712	0742	0812	0842	0912	0942	1012	1042	1112	1142	1212	1242	1312	1342	1412	1442	1512	1542	1612			
Sandown d	0551	0618	0647	0717	0747	0817	0847	0917	0947	1017	1047	1117	1147	1217	1247	1317	1347	1417	1447	1517	1547	1617			
Lake d	0554	0621	0650	0720	0750	0820	0850	0920	0950	1020	1050	1120	1150	1220	1250	1320	1350	1420	1450	1520	1550	1620			
Shanklin a	0557	0624	0653	0723	0753	0823	0853	0923	0953	1023	1053	1123	1153	1223	1253	1323	1353	1423	1453	1523	1553	1623			
Ventnor (Boots) 🚢 a		0646	0739	0813		0851	0922	0952	1022	1057	1127	1157	1227	1257	1327	1357	1427	1457	1527	1557	1627	1657			

🚢 - Due to vital maintenance work on Ryde Pier, buses replace all trains between Ryde Pier Head and Ryde Esplanade. Times for the buses are shown in red.

Wightlink catamaran times are correct at time of publication but subject to alteration. A revised service operates on public holidays.

Check before travelling. Please visit wightlink.co.uk or call 0333 999 7333 (calls charged at local rate).

Connections between ferries and trains are not guaranteed. Where possible, customers are advised to allow at least 10 minutes to change.

For Hovertravel connections please visit hovertravel.co.uk

SATURDAY

London Waterloo - Portsmouth - Isle of Wight

Notes																				
London Waterloo	d		1430		1530		1630		1730		1830	1930	2100							
Woking	d		1455		1555		1655		1755		1855	1955	2125							
Guildford	d		1503		1603		1703		1803		1903	2003	2133							
Haslemere	d		1521		1621		1721		1821		1922	2021	2154							
Petersfield	d		1532		1632		1732		1832		1933	2032	2205							
Portsmouth & Southsea	a		1557		1657		1757		1857		1958	2057	2230							
Portsmouth Harbour	a		1602		1702		1802		1902		2002	2102	2236							
Portsmouth Harbour	d		1615		1715		1815		1920		2020	2120	2245							
Ryde Pier Head	a		1637		1737		1837		1942		2042	2142	2307							
Ryde Pier Head	d		1647		1747		1847		1952		2052	2152	2312							
Ryde Esplanade	a		1650		1750		1850		1955		2055	2155	2315							
Ryde Esplanade	d	1630	1700	1730	1800	1830	1900	1930	2000	2037	2100	2200	2320							
Ryde St Johns Road	d	1634	1704	1734	1804	1834	1904	1934	2004	2040a	2104	2204	2323a							
Smallbrook Junction	d																			
Brading	d	1642	1712	1742	1812	1842	1912	1942	2012		2112	2212								
Sandown	d	1647	1717	1747	1817	1847	1917	1947	2017		2117	2217								
Lake	d	1650	1720	1750	1820	1850	1920	1950	2020		2120	2220								
Shanklin	a	1653	1723	1753	1823	1853	1923	1953	2023		2123	2223								
Ventnor (Boots)	a	1727		1825	1852	1922	2011	2041	2111		2211									

 - Due to vital maintenance work on Ryde Pier, buses replace all trains between Ryde Pier Head and Ryde Esplanade. Times for the buses are shown in red.

Wightlink catamaran times are correct at time of publication but subject to alteration. A revised service operates on public holidays.

Check before travelling. Please visit wightlink.co.uk or call 0333 999 7333 (calls charged at local rate).

Connections between ferries and trains are not guaranteed. Where possible, customers are advised to allow at least 10 minutes to change.

For Hovertravel connections please visit hovertravel.co.uk

SUNDAY

London Waterloo - Portsmouth - Isle of Wight

Notes																												
London Waterloo	d							0800		0900			1000			1100			1200			1300			1400			1500
Woking	d					0732		0833		0933			1033			1133			1233			1333			1432			1532
Guildford	d					0742		0842		0942			1042			1142			1242			1343			1442			1542
Haslemere	d					0807		0907		1007			1107			1207			1307			1408			1507			1607
Petersfield	d					0823		0923		1023			1123			1223			1323			1424			1523			1623
Portsmouth & Southsea	a					0853		0955		1055			1155			1256			1354			1455			1555			1655
Portsmouth Harbour	a					0857		1000		1100			1200			1300			1359			1500			1600			1700
Portsmouth Harbour	d		0715		0815		0915		1015		1115		1215		1315		1415		1515		1615			1715			1815	
Ryde Pier Head	a		0737		0837		0937		1037		1137		1237		1337		1437		1537		1637			1737			1837	
Ryde Pier Head 	d		0747		0847		0947		1047		1147		1247		1347		1447		1547		1647			1747			1847	
Ryde Esplanade 	a		0750		0850		0950		1050		1150		1250		1350		1450		1550		1650			1750			1850	
Ryde Esplanade	d	0642	0755	0830	0900	0930	0959	1029	1059	1129	1159	1229	1259	1329	1359	1429	1459	1529	1559	1630	1700	1730	1800					
Ryde St Johns Road	d	0646	0759	0834	0904	0934	1003	1033	1103	1133	1203	1233	1303	1333	1403	1433	1503	1533	1603	1634	1704	1734	1804					
Smallbrook Junction	d						1006b	1036b	1106b	1136b	1206b	1236b	1306b	1336b	1406b	1436b	1506b	1536b	1606b									
Brading	d	0654	0807	0842	0912	0942	1012	1042	1112	1142	1212	1242	1312	1342	1412	1442	1512	1542	1612	1642	1712	1742	1812					
Sandown	d	0659	0812	0847	0917	0947	1017	1047	1117	1147	1217	1247	1317	1347	1417	1447	1517	1547	1617	1647	1717	1747	1817					
Lake	d	0702	0815	0850	0920	0950	1020	1050	1120	1150	1220	1250	1320	1350	1420	1450	1520	1550	1620	1650	1720	1750	1820					
Shanklin	a	0705	0818	0853	0923	0953	1023	1053	1123	1153	1223	1253	1323	1353	1423	1453	1523	1553	1623	1653	1723	1753	1823					
Ventnor (Boots)	a	0832	0907	0937	1008	1038	1108	1138	1208	1238	1308	1338	1408	1438	1508	1538	1608	1638	1708	1738	1805	1832	1902					

- Due to vital maintenance work on Ryde Pier, buses replace all trains between Ryde Pier Head and Ryde Esplanade. Times for the buses are shown in red.

Wightlink catamaran times are correct at time of publication but subject to alteration. A revised service operates on public holidays.

Check before travelling. Please visit wightlink.co.uk or call 0333 999 7333 (calls charged at local rate).

Connections between ferries and trains are not guaranteed. Where possible, customers are advised to allow at least 10 minutes to change.

For Hovertravel connections please visit hovertravel.co.uk

SUNDAY

London Waterloo - Portsmouth - Isle of Wight

Notes																				
London Waterloo	d		1600		1730		1830	1930	2030											
Woking	d		1632		1802		1902	2002	2102											
Guildford	d		1642		1812		1912	2012	2112											
Haslemere	d		1707		1830		1930	2030	2130											
Petersfield	d		1723		1841		1941	2041	2141											
Portsmouth & Southsea	a		1755		1906		2007	2107	2207											
Portsmouth Harbour	a		1800		1911		2011	2113	2211											
Portsmouth Harbour	d		1815		1920		2020	2120	2245											
Ryde Pier Head	a		1837		1942		2042	2142	2307											
Ryde Pier Head	d		1847		1952		2052	2152	2312											
Ryde Esplanade	a		1850		1955		2055	2155	2315											
Ryde Esplanade	d	1830	1900	1930	2000	2037	2100	2200	2320											
Ryde St Johns Road	d	1834	1904	1934	2004	2040a	2104	2204	2323a											
Smallbrook Junction	d																			
Brading	d	1842	1912	1942	2012		2112	2212												
Sandown	d	1847	1917	1947	2017		2117	2217												
Lake	d	1850	1920	1950	2020		2120	2220												
Shanklin	a	1853	1923	1953	2023		2123	2223												
Ventnor (Boots)	a	1930	2000	2030	2100		2230													

 - Due to vital maintenance work on Ryde Pier, buses replace all trains between Ryde Pier Head and Ryde Esplanade. Times for the buses are shown in red.

Wightlink catamaran times are correct at time of publication but subject to alteration. A revised service operates on public holidays.

Check before travelling. Please visit wightlink.co.uk or call 0333 999 7333 (calls charged at local rate).

Connections between ferries and trains are not guaranteed. Where possible, customers are advised to allow at least 10 minutes to change.

For Hovertravel connections please visit hovertravel.co.uk

GUIDE TO NOTES AND SYMBOLS

Trains between Ryde and Shanklin are operated by Island Line. Standard class accommodation only.

Trains between Portsmouth and London Waterloo are operated by South Western Railway. First and standard class accommodation available.

a Arrival time.

b **Train only calls at Smallbrook Junction during steam operating dates and times.**

d Departure time.

e Change at Guildford.

 Car Park.


† Station for Gunwharf Quays, the Spinnaker Tower and Historic Dockyard.

← Woking - Railair coach link between Woking station and Heathrow Airport. Visit firstbus.co.uk/railair for details.


⊖ Interchange for London Underground services. Visit tfl.gov.uk for details.

⌚ Minimum connection time where different from the standard five minutes.


★ **Passengers travelling with cycles may not join or leave services at stations with train times shown in blue.**

 Hovercraft operated by Hovertravel Ltd runs between Ryde Esplanade and Southsea seafront. For details visit hovertravel.co.uk or telephone **01983 717717**. A bus link runs between Southsea Hoverport and Portsmouth Harbour and Portsmouth & Southsea stations.

 Interchange for Isle of Wight Steam Railway. Smallbrook Junction provides a direct interchange for the Isle of Wight Steam Railway. Island Line trains only call at Smallbrook Junction during Steam Railway operating dates and times. Visit iwsteamrailway.co.uk
There is no road access to Smallbrook Junction.

 **Replacement buses will operate between Ryde Esplanade and Ryde Pier Head.**

Times shown in green
Times shown in green type vary during the period of the timetable. Please see note next to time.

 High speed catamaran operated by Wightlink. Although connections between catamarans and trains are shown, where possible you should allow at least 10 minutes to change. Train/catamaran connections may not be held for late running trains/catamarans.

Sailing times are correct at time of publication but are subject to alteration.















Wightlink operate a revised service on public holidays. Additional sailings may run during special events.

For details visit wightlink.co.uk or call **0333 999 7333** (calls charged at local rate).

 Southern Vectis bus (route 3) calling at Shanklin railway station and by Boots store in Ventnor. Connections between bus and train are not guaranteed. Please enquire for services on public holidays. For details visit islandbuses.info or telephone **0330 0539 182**.

STATION INFORMATION

See notes for explanation of symbols.

Ventnor		
Shanklin		
Lake		
Sandown		
Brading		
Smallbrook Junction		
Ryde St Johns Road		
Ryde Esplanade		
Ryde Pier Head		
Portsmouth Harbour		†
Petersfield		
Haslemere		
Guildford		
Woking		←
London Waterloo		⌚

Ryde Pier

Network Rail and South Western Railway are currently undertaking a complex programme of vital maintenance and improvements on Ryde Pier, to keep Island Line services running long into the future.

This means the section of the Island Line between Ryde Esplanade and Ryde Pier Head will be closed until Spring 2023. During this time, Network Rail engineers will strengthen the pier and extend its life by up to 60 years. South Western Railway will also be undertaking work at the same time, making efficient use of the closure. During this time, it may be necessary to close the line beyond Ryde Esplanade. Please visit our website to check your journey before travelling at [southwesternrailway.com](https://www.southwesternrailway.com).

Why is the work necessary?

In stark contrast to today's modern design and construction methods, the railway structure of the pier was built between 1878 and 1880 by Victorian engineers. After nearly 150 years of harsh environmental conditions, which have caused parts of the structure to deteriorate, it now needs major refurbishment and repairs.

The 686-metre-long pier is split into six 'zones' which were built using several different forms of construction. There have also been both major and emergency repairs in the last 60 years. As a result, engineers will have to use a variety of methods to repair the pier, with a combination of both partial replacements and full refurbishments of the metal and timber structure.

South Western Railway and Community Rail Partnerships

We are committed to working with Community Rail Partnerships (CRPs) across our network. CRPs are not-for-profit organisations that help to further connect the railway with the communities they serve. They work closely with SWR to promote healthy and sustainable travel, design projects which bring communities together, as well as support social and economic development. SWR is proud to provide core funding and support to 12 CRPs on our network.

Isle of Wight Community Rail Partnership

Stations: Ryde Pier Head, Ryde Esplanade, Ryde St Johns, Smallbrook Junction, Brading, Sandown, Lake and Shanklin

This partnership was launched in 2005, with the aim to create a more sustainable future for rail on the Island. The CRP has successfully delivered numerous projects to the benefit of the railway, its users and its partners, including the cross-solent operators.

Find out more at isleofwightcrp.co.uk

Isle of Wight Bus & Rail Users Group

The group is a forum for bus and rail users on the Isle of Wight and those responsible for providing services. Details of locations for the meetings and any further information can be found by contacting:

Hon. Secretary. Email: iwbususers@gmail.com

Public enquiries can be made and topics raised at these monthly meetings.

Visit e-voice.org.uk/iwbusrailusers/

Visit us at southwesternrailway.com

- Buying tickets online
- Live train information
- Train times
- Special offers and days out
- Plan your journey
- Latest news

Customer Service Centre

0345 6000 650

Monday to Friday 0800 - 2000

Saturday 0900 - 1800

Sunday 0900 - 1600

Our UK based team are available for:

- Comments and suggestions

Assisted Travel

0800 5282 100

Text Relay 18001 0800 5282 100

A freephone service open 24 hours for older and disabled customers.

We recommend booking assistance **2 hours in advance**.

National Rail Enquiries

03457 48 49 50

Train times, fares and rail information.

Free travel alerts

southwesternrailway.com/alerts

Keeping our registered customers up-to-date with their service running information, delays and alterations.

Twitter [@SW_Help](https://twitter.com/SW_Help)

Follow South Western Railway on Twitter and be the first to know what's happening on our network.

Facebook Facebook.com/SWRailway

Providing South Western Railway network information and details of our latest offers.

First MTR South Western Trains Limited (trading as South Western Railway) accepts no liability for any inaccuracy in the information contained in this timetable which is subject to alteration.

First MTR South Western Trains Limited. Registered in England and Wales 07900320.

Registered office: 8th Floor, The Point, 37 North Wharf Road, London W2 1AF.

A First and MTR company.

