

Cardiff, Worcester, Bristol and Swindon to Westbury, Yeovil, Weymouth, Salisbury, Southampton and Portsmouth

Mondays to Fridays

Operator	GW	GW	GW	GW	GW	GW	GW	GW	GW	GW	GW	GW	GW	GW	SW	GW	GW
Train ID	1F39	2C38	2001	1F01	1K71	1A01	1A02	2C08	1F03	2070	2020	1A04	2C04	1A06	1024	1F05	1A07
Days of operation/Notes	MO	MX			A	C	C					C		B	P		B
1st Class/Reservations/Bus/Ferry	1			1	1	1	1		1	1		1		1	1	1	1
Catering facilities					☞	☞	☞					☞		☞			☞
Cardiff Central (CDF)	7	d															0628
Newport (South Wales) (NWP)		d															0642
Severn Tunnel Jn (STJ)		d															0653
Patchway (PWY)		d															0706
Great Malvern (GMV)		d															
Malvern Link (MVL)		d															
Worcester Foregate Street (WOF)	7	d															
Worcester Shrub Hill (WOS)	7	d															
Ashchurch for Tewkesbury (ASC)		d															
Cheltenham Spa (CNM)		d															
Gloucester (GCR)	7	d															
Bristol Parkway (BPW)	7	d															
Filton Abbey Wood (FIT)		d															0710
Stapleton Road (SRD)		d															
Lawrence Hill (LWH)		d															
Bristol Temple Meads (BRI)	10	d		0500	0510	0525	0547		0551			0630	0639	0700		0722	0730
Keynsham (KYN)		d							0558				0647				
Oldfield Park (OLF)		d							0605				0654				
Bath Spa (BTH)	7	a		0512		0536	0558		0608			0642	0657	0711		0734	0741
Bath Spa (BTH)	7	d		0004	0513				0609				0658			0735	
Freshford (FFD)		d		0013					0619				0707				
Avoncliff (AVF)		d		0015					0622				0710				
Bradford-on-Avon (BOA)		d		0019	0525	0535			0626				0714			0747	
Swindon (SWI)		d										0611					
Chippenham (CPM)		d										0627					
Melksham (MKM)		d										0636					
Trowbridge (TRO)		d	0002	0026	0532	0541			0632			0646	0720			0753	
Westbury (WSB)	a	d	0009	0033	0539	0549			0639			0653	0727			0800	
Westbury (WSB)		d	0010	0034	0523	0548			0625	0641	0652	0655			0740	0802	
Frome (FRO)		d		0043a					0634a		0701						
Bruton (BRU)		d									0713						
Castle Cary (CLC)		d									0719						
Yeovil Pen Mill (YVP)		d									0735e						
Yeovil Junction (YVJ)		a															
Thornford (THO)		d									0739x						
Yetminster (YET)		d									0742x						
Chetnole (CNO)		d									0746x						
Maiden Newton (MDN)		d									0758						
Dorchester West (DCW)		d									0810						
Upwey (UPW)		d									0817						
Weymouth (WEY)		a									0823						
Dilton Marsh (DMH)		d	0013x									0657x				0804x	
Warminster (WMN)		d	0019a		0531	0556			0649		0704				0748	0811	
Salisbury (SAL)		a			0552	0617			0710		0728				0812	0832	
Romsey (ROM)		a				0636			0729		0755					0851	
Southampton Central (SOU)		a				0647			0740		0807					0903	
Fareham (FRM)		a				0710			0803							0927	
Cosham (CSA)		a				0719			0811							0935	
Fratton (FTN)		a				0727			0819							0943	
Portsmouth & Southsea (PMS)		a				0731			0822							0947	
Portsmouth Harbour (PMH)		a				0738			0827							0953	

For the complete service between Cardiff and Newport see table 128

For the complete service between Cardiff and Bristol see table 134

For the complete service between Great Malvern and Worcester see table 074

For the complete service between Worcester, Cheltenham Spa, Gloucester and Bristol see table 132

For the complete service between Dorchester and Weymouth see table 154

For the complete service between Salisbury, Southampton and Portsmouth see table 156

For the complete service between Southampton/Portsmouth and Brighton see table 177


For the complete service between Yeovil Pen Mill and Yeovil Junction see table 153

NOTES (see introductory pages for explanation of train operator codes and standard symbols)

- a Arrival time
- d Departure time
- x Stops on request
- e Arrives 4 minutes earlier
- A To London Paddington via Newbury, see table 122
- B From Weston-super-Mare to London Paddington, see table 125
- C To London Paddington, see table 125
- P To London Waterloo, see table 153
- MO Mondays only
- MX Not Mondays

Cardiff, Worcester, Bristol and Swindon to Westbury, Yeovil, Weymouth, Salisbury, Southampton and Portsmouth

Mondays to Fridays

Operator Train ID Days of operation/Notes 1st Class/Reservations/Bus/Ferry Catering facilities	GW 1C70 D	GW 2C06	GW 1A10 C	GW 1A09 E	GW 1F07	GW 1A12 E	GW 2M22	GW 2O72	GW 1A13 C	GW 2F08	SW 1V15 F	GW 1F09	GW 1A14 C	GW 2O74	GW 1A15 C	GW 2O07	GW 1C75 D
Cardiff Central (CDF) 7 d					0728							0828					
Newport (South Wales) (NWP) d					0742							0842					
Severn Tunnel Jn (STJ) d					0752							0852					
Patchway (PWY) d																	
Great Malvern (GMV) d																	
Malvern Link (MVL) d																	
Worcester Foregate Street (WOF) 7 d																	
Worcester Shrub Hill (WOS) 7 d								0707									
Ashchurch for Tewkesbury (ASC) d								0724									
Cheltenham Spa (CNM) d								0734									
Gloucester (GCR) 7 d								0748						0842			
Bristol Parkway (BPW) 7 d								0823						0918			
Filton Abbey Wood (FIT) d					0808			0827		0845		0909		0922			
Stapleton Road (SRD) d										0850							
Lawrence Hill (LWH) d										0853							
Bristol Temple Meads (BRI) 10 d		0739	0750	0800	0820	0830		0842	0900	0904		0923	0930	0945	1000		
Keynsham (KYN) d		0746			0827			0849		0911				0952			
Oldfield Park (OLF) d		0754			0834			0856		0918				0959			
Bath Spa (BTH) 7 a		0756	0802	0811	0836	0842		0859	0911	0920		0935	0941	1001	1011		
Bath Spa (BTH) 7 d		0758			0837			0901		0921		0936		1003			
Freshford (FFD) d		0807						0910						1012			
Avoncliff (AVF) d		0810						0912						1015			
Bradford-on-Avon (BOA) d		0814			0849			0916		0933		0948		1019			
Swindon (SWI) d							0845										
Chippenham (CPM) d							0900										
Melksham (MKM) d							0910										
Trowbridge (TRO) d		0821			0856		0919	0923		0940		0955		1025			
Westbury (WSB) a		0828			0903		0926	0930		0949		1002		1032			
Westbury (WSB) d	0822				0904			0932		0952	0956	1003		1033		1037	1055
Frome (FRO) d								0942			1005			1043			
Bruton (BRU) d								0953			1017			1054			
Castle Cary (CLC) d	0841a							0959			1022			1059			1114a
Yeovil Pen Mill (YVP) d								1013			1038a			1113			
Yeovil Junction (YVJ) a																	
Thornford (THO) d								1018x						1118x			
Yetminster (YET) d								1021x						1121x			
Chetnole (CNO) d								1025x						1125x			
Maiden Newton (MDN) d								1037						1137			
Dorchester West (DCW) d								1047						1153c			
Upwey (UPW) d								1055						1202			
Weymouth (WEY) a								1100						1207			
Dilton Marsh (DMH) d										0954x							
Warminster (WMN) d					0912					1001a		1011				1045	
Salisbury (SAL) a					0933							1032				1106	
Romsey (ROM) a					0952							1051					
Southampton Central (SOU) a					1003							1102					
Fareham (FRM) a					1027							1127					
Cosham (CSA) a					1035							1135					
Fratton (FTN) a					1043							1143					
Portsmouth & Southsea (PMS) a					1047							1148					
Portsmouth Harbour (PMH)  a					1052							1152					

NOTES (see introductory pages for explanation of train operator codes and standard symbols)

- a Arrival time
- d Departure time
- x Stops on request
- c Arrives 6 minutes earlier
- C To London Paddington, see table 125
- D From London Paddington to Paignton, see table 135
- E From Taunton to London Paddington, see table 125
- F From London Waterloo, see table 153

Cardiff, Worcester, Bristol and Swindon to Westbury, Yeovil, Weymouth, Salisbury, Southampton and Portsmouth

Mondays to Fridays

Operator	GW	GW	GW	GW	SW	GW	GW	GW	GW	SW	GW	GW	SW	GW	GW	GW	GW
Train ID	1F11	1A16	2C12	1A17	1O40	2M24	1C77	1F13	1A18	1V23	2O76	1A19	1V27	1F15	1A20	2F14	1A21
Days of operation/Notes		C		C	P		G		C	H		C	H		C		C
1st Class/Reservations/Bus/Ferry	1	1		1	1		1		1	1		1	1		1		1
Catering facilities																	
Cardiff Central (CDF)	7 d	0928						1030						1130			
Newport (South Wales) (NWP)	d	0942						1044						1144			
Severn Tunnel Jn (STJ)	d	0952															
Patchway (PWY)	d																
Great Malvern (GMV)	d			0845													1041
Malvern Link (MVL)	d			0848													1044
Worcester Foregate Street (WOF)	7 d			0857													1053
Worcester Shrub Hill (WOS)	7 d			0900													1056
Ashchurch for Tewkesbury (ASC)	d			0917													1113
Cheltenham Spa (CNM)	d			0926													1123
Gloucester (GCR)	7 d			0941							1040						1141
Bristol Parkway (BPW)	7 d			1016							1115						1217
Filton Abbey Wood (FIT)	d	1008		1020				1107			1118			1208			1221
Stapleton Road (SRD)	d																
Lawrence Hill (LWH)	d																
Bristol Temple Meads (BRI)	10 d	1021	1030	1045	1100			1122	1130		1145	1200		1222	1230	1242	1300
Keynsham (KYN)	d			1052							1152						1249
Oldfield Park (OLF)	d			1059							1159						1256
Bath Spa (BTH)	7 a	1033	1041	1101	1111			1134	1141		1201	1211		1234	1241	1258	1311
Bath Spa (BTH)	7 d	1035		1103				1135			1203			1235			1300
Freshford (FFD)	d			1112							1212						1309
Avoncliff (AVF)	d			1115							1215						1312
Bradford-on-Avon (BOA)	d	1047		1119				1147			1219			1247			1316
Swindon (SWI)	d					1105											
Chippenham (CPM)	d					1121											
Melksham (MKM)	d					1131											
Trowbridge (TRO)	d	1053		1125		1140		1154			1225			1254			1322
Westbury (WSB)	a	1100		1132		1147		1201			1232			1301			1329
Westbury (WSB)	d	1101			1139		1156	1203		1205	1234		1257	1303			1331
Frome (FRO)	d									1221c	1243		1318c				
Bruton (BRU)	d									1232	1255		1331				
Castle Cary (CLC)	d						1215a			1238	1300		1339e				
Yeovil Pen Mill (YVP)	d									1255	1314		1354				
Yeovil Junction (YVJ)	a									1300			1400				
Thornford (THO)	d										1318x						
Yetminster (YET)	d										1321x						
Chetnole (CNO)	d										1325x						
Maiden Newton (MDN)	d										1337						
Dorchester West (DCW)	d										1353c						
Upwey (UPW)	d										1401						
Weymouth (WEY)	a										1406						
Dilton Marsh (DMH)	d	1105x															1334x
Warminster (WMN)	d	1111			1148			1211						1311			1340a
Salisbury (SAL)	a	1132			1209			1232						1332			
Romsey (ROM)	a	1151						1251						1351			
Southampton Central (SOU)	a	1202						1302						1404			
Fareham (FRM)	a	1228						1327						1427			
Cosham (CSA)	a	1237						1335						1435			
Fratton (FTN)	a	1244						1343						1443			
Portsmouth & Southsea (PMS)	a	1247						1347						1447			
Portsmouth Harbour (PMH)	a	1252						1352						1452			

NOTES (see introductory pages for explanation of train operator codes and standard symbols)

- a Arrival time
- d Departure time
- x Stops on request
- c Arrives 6 minutes earlier
- e Arrives 4 minutes earlier
- C To London Paddington, see table 125
- G From London Paddington to Exeter St Davids, see table 135
- H From Basingstoke, see table 153
- P To London Waterloo, see table 153

Cardiff, Worcester, Bristol and Swindon to Westbury, Yeovil, Weymouth, Salisbury, Southampton and Portsmouth

Mondays to Fridays


Operator	GW	GW	GW	GW	SW	GW	GW	GW	GW	GW	GW	GW	GW	SW	GW	GW	GW
Train ID	1C81	2M26	1F17	1A22	1O50	2C18	1A23	1F19	1A24	2F94	2O78	1A25	1O56	1C85	2M28	1F21	1A26
Days of operation/Notes	G			C	P		C		C			C	P	D			C
1st Class/Reservations/Bus/Ferry	1			1	1		1		1			1	1	1			1
Catering facilities	☰			☰	☰		☰		☰			☰	☰	☰			☰
Cardiff Central (CDF)	7		1230					1330								1430	
Newport (South Wales) (NWP)	d		1244					1344								1444	
Severn Tunnel Jn (STJ)	d																
Patchway (PWY)	d																
Great Malvern (GMV)	d											1242					
Malvern Link (MVL)	d											1245					
Worcester Foregate Street (WOF)	7											1254					
Worcester Shrub Hill (WOS)	7											1257					
Ashchurch for Tewkesbury (ASC)	d											1314					
Cheltenham Spa (CNM)	d											1324					
Gloucester (GCR)	7					1242						1338					
Bristol Parkway (BPW)	7					1317						1416					
Filton Abbey Wood (FIT)	d		1307			1321		1409				1419				1507	
Stapleton Road (SRD)	d																
Lawrence Hill (LWH)	d																
Bristol Temple Meads (BRI)	10		1322	1330		1346	1400	1422	1430			1445	1500			1522	1530
Keynsham (KYN)	d					1353						1452					
Oldfield Park (OLF)	d					1400						1459					
Bath Spa (BTH)	7	a	1334	1341		1403	1412	1434	1441			1501	1512			1534	1541
Bath Spa (BTH)	7	d	1335			1404		1435				1503				1535	
Freshford (FFD)	d					1413						1512					
Avoncliff (AVF)	d					1415						1514					
Bradford-on-Avon (BOA)	d		1347			1419		1447				1518				1547	
Swindon (SWI)	d		1315													1514	
Chippenham (CPM)	d		1330													1530	
Melksham (MKM)	d		1340													1539	
Trowbridge (TRO)	d		1349	1354		1426		1454				1525				1549	1554
Westbury (WSB)	a		1356	1401		1433		1501				1532				1558	1601
Westbury (WSB)	d	1356		1403		1413		1503		1512		1534		1544	1554		1603
Frome (FRO)	d					1447a						1545					
Bruton (BRU)	d											1556					
Castle Cary (CLC)	d	1415a										1605e		1613a			
Yeovil Pen Mill (YVP)	d											1619					
Yeovil Junction (YVJ)	a																
Thornford (THO)	d											1624x					
Yetminster (YET)	d											1627x					
Chetnole (CNO)	d											1631x					
Maiden Newton (MDN)	d											1643					
Dorchester West (DCW)	d											1653					
Upwey (UPW)	d											1701					
Weymouth (WEY)	a											1706					
Dilton Marsh (DMH)	d										1515x						
Warminster (WMN)	d		1411		1423			1511		1521a				1552		1611	
Salisbury (SAL)	a		1432		1443			1532						1612		1632	
Romsey (ROM)	a		1452					1551								1651	
Southampton Central (SOU)	a		1503					1602								1702	
Fareham (FRM)	a		1527					1627								1727	
Cosham (CSA)	a		1535					1635								1736	
Fratton (FTN)	a		1543					1644								1743	
Portsmouth & Southsea (PMS)	a		1547					1648								1747	
Portsmouth Harbour (PMH)	a		1552					1652								1752	

NOTES (see introductory pages for explanation of train operator codes and standard symbols)

- a Arrival time
- d Departure time
- x Stops on request
- e Arrives 4 minutes earlier
- C To London Paddington, see table 125
- D From London Paddington to Paignton, see table 135
- G From London Paddington to Exeter St Davids, see table 135
- P To London Waterloo, see table 153

Cardiff, Worcester, Bristol and Swindon to Westbury, Yeovil, Weymouth, Salisbury, Southampton and Portsmouth

Mondays to Fridays


Operator Train ID Days of operation/Notes 1st Class/Reservations/Bus/Ferry Catering facilities	GW 2C22	GW 1A27 C 111 2	GW 2R23	GW 1F23	GW 1A28 C 111 2	GW 2F96	GW 2O80	GW 1A29 C 111 2	GW 2F24	GW 1C89 J 111 2	GW 1F25	GW 1A30 C 111 2	GW 2M30	GW 2O82	GW 1A31 B 111 2	GW 1C91 J 111 2	GW 2C26
Cardiff Central (CDF) 7 d				1530							1627						
Newport (South Wales) (NWP) d				1545							1641						
Severn Tunnel Jn (STJ) d											1651						
Patchway (PWY) d																	
Great Malvern (GMV) d																	
Malvern Link (MVL) d																	
Worcester Foregate Street (WOF) 7 d							1451										
Worcester Shrub Hill (WOS) 7 d							1456										
Ashchurch for Tewkesbury (ASC) d							1514										
Cheltenham Spa (CNM) d							1524										
Gloucester (GCR) 7 d	1440						1540							1641			
Bristol Parkway (BPW) 7 d	1516						1615		1641					1716			
Filton Abbey Wood (FIT) d	1520		1559	1609			1619		1644		1706			1720			1753
Stapleton Road (SRD) d									1654								1758
Lawrence Hill (LWH) d									1657								1801
Bristol Temple Meads (BRI) 10 d	1545	1600		1622	1630		1645	1700	1706		1722	1729		1745	1800		1810
Keynsham (KYN) d	1552		1612				1652		1713			1736		1752			1817
Oldfield Park (OLF) d	1559		1619				1659		1720					1759			1824
Bath Spa (BTH) 7 a	1601	1612	1622	1634	1641		1701	1712	1723		1734	1743		1801	1811		1826
Bath Spa (BTH) 7 d	1603			1635			1703		1724		1735			1803			1827
Freshford (FFD) d	1612						1712		1733					1812			1837
Avoncliff (AVF) d	1614						1715							1814			1839
Bradford-on-Avon (BOA) d	1618			1647			1719		1738		1747			1818			1843
Swindon (SWI) d													1736				
Chippenham (CPM) d													1752				
Melksham (MKM) d													1803				
Trowbridge (TRO) d	1625			1654			1725		1744		1754		1812	1825			1850
Westbury (WSB) a	1632			1701			1732		1751		1801		1820	1832			1857
Westbury (WSB) d				1703		1712	1734		1752	1757	1803			1833		1856	
Frome (FRO) d							1743							1843			
Bruton (BRU) d							1755							1855			
Castle Cary (CLC) d							1801			1816a				1901		1915a	
Yeovil Pen Mill (YVP) d							1820f							1917			
Yeovil Junction (YVJ) a																	
Thornford (THO) d							1824x							1921x			
Yetminster (YET) d							1827x							1924x			
Chetnole (CNO) d							1831x							1928x			
Maiden Newton (MDN) d							1843							1940			
Dorchester West (DCW) d							1854							1951			
Upwey (UPW) d							1901							1958			
Weymouth (WEY) a							1906							2003			
Dilton Marsh (DMH) d						1715x			1756x								
Warminster (WMN) d				1711		1721a			1802a		1811						
Salisbury (SAL) a				1732							1832						
Romsey (ROM) a				1751							1851						
Southampton Central (SOU) a				1802							1903						
Fareham (FRM) a				1825							1926						
Cosham (CSA) a				1836							1935						
Fratton (FTN) a				1846							1943						
Portsmouth & Southsea (PMS) a				1849							1947						
Portsmouth Harbour (PMH)  a				1854							1952						

NOTES (see introductory pages for explanation of train operator codes and standard symbols)

- a Arrival time
- d Departure time
- x Stops on request
- f Arrives 7 minutes earlier
- B From Weston-super-Mare to London Paddington, see table 125
- C To London Paddington, see table 125
- J From London Paddington to Plymouth, see table 135

Cardiff, Worcester, Bristol and Swindon to Westbury, Yeovil, Weymouth, Salisbury, Southampton and Portsmouth

Mondays to Fridays

Operator Train ID Days of operation/Notes 1st Class/Reservations/Bus/Ferry Catering facilities	GW 1F27	GW 1A32 C	GW 2C28	GW 2O09	GW 1A33 B	GW 1J93 K	GW 1C93 J	GW 1F29	GW 2C30	GW 1A35 C	GW 1D91 L	GW 1C96 J	GW 2M34	GW 2O98	GW 1A37 M	GW 1F33	GW 1C98 J
Cardiff Central (CDF) 7 d	1727							1830			1930						2030
Newport (South Wales) (NWP) d	1741							1844			1944						2044
Severn Tunnel Jn (STJ) d	1751							1854									2055
Patchway (PWY) d																	
Great Malvern (GMV) d			1643														
Malvern Link (MVL) d			1646														
Worcester Foregate Street (WOF) 7 d			1655														
Worcester Shrub Hill (WOS) 7 d			1658														
Ashchurch for Tewkesbury (ASC) d			1715														
Cheltenham Spa (CNM) d			1724														
Gloucester (GCR) 7 d			1741	1750					1842								
Bristol Parkway (BPW) 7 d			1817						1918					2030			
Filton Abbey Wood (FIT) d	1807		1821					1911	1922		2007			2034		2113	
Stapleton Road (SRD) d																	
Lawrence Hill (LWH) d																	
Bristol Temple Meads (BRI) 10 d	1824	1830	1843		1900			1924	1947	2000	2024			2049	2100	2125	
Keynsham (KYN) d			1850						1954					2056			
Oldfield Park (OLF) d			1857						2001					2103			
Bath Spa (BTH) 7 a	1836	1842	1859		1911			1936	2003	2011	2036			2105	2111	2137	
Bath Spa (BTH) 7 d	1837		1901					1937	2006		2037			2107		2138	
Freshford (FFD) d			1910						2016					2117			
Avoncliff (AVF) d			1912						2019					2119			
Bradford-on-Avon (BOA) d	1850		1916					1950	2023		2049			2123		2150	
Swindon (SWI) d				1852									2045				
Chippenham (CPM) d				1907									2100				
Melksham (MKM) d				1917									2110				
Trowbridge (TRO) d	1857		1923	1927				1957	2029		2055		2119	2130		2157	
Westbury (WSB) a	1904		1930	1934				2004	2036		2102		2126	2137		2204	
Westbury (WSB) d	1905			1935				2005	2039		2106	2121		2140		2205	2222
Frome (FRO) d					1946	1959	2001a	2005	2049a					2149			
Bruton (BRU) d														2201			
Castle Cary (CLC) d												2140a		2207			2241a
Yeovil Pen Mill (YVP) d														2223			
Yeovil Junction (YVJ) a																	
Thornford (THO) d														2227x			
Yetminster (YET) d														2230x			
Chetnole (CNO) d														2234x			
Maiden Newton (MDN) d														2246			
Dorchester West (DCW) d														2257			
Upwey (UPW) d														2304			
Weymouth (WEY) a														2309			
Dilton Marsh (DMH) d				1938x													2208x
Warminster (WMN) d	1913			1945				2013			2114						2215
Salisbury (SAL) a	1934			2006				2034			2135						2236
Romsey (ROM) a	1953							2053			2155						2256
Southampton Central (SOU) a	2004							2104			2206						2307
Fareham (FRM) a	2028							2126			2241						2330
Cosham (CSA) a																	
Fratton (FTN) a	2043							2141			2256						2345
Portsmouth & Southsea (PMS) a	2047							2144			2259						2348
Portsmouth Harbour (PMH)  a	2052							2149			2304						2353

NOTES (see introductory pages for explanation of train operator codes and standard symbols)

- a Arrival time
- d Departure time
- x Stops on request
- B From Weston-super-Mare to London Paddington, see table 125
- C To London Paddington, see table 125
- J From London Paddington to Plymouth, see table 135
- K From London Paddington, see table 122
- L Also calls at Southampton Airport Parkway 2214, Eastleigh 2219, Hedge End 2229 and Botley 2233
- M From Exeter St Davids to London Paddington, see table 125

Cardiff, Worcester, Bristol and Swindon to Westbury, Yeovil, Weymouth, Salisbury, Southampton and Portsmouth

Mondays to Fridays

Operator Train ID Days of operation/Notes 1st Class/Reservations/Bus/Ferry Catering facilities	GW 1F35	GW 1A39 N N	GW 1J37	GW 1A40 FO C FO C	SW 1058	GW 2C36	GW 2C38
Cardiff Central (CDF)	7 d		2130				
Newport (South Wales) (NWP)	d		2144				
Severn Tunnel Jn (STJ)	d		2154				
Patchway (PWY)	d						
Great Malvern (GMV)	d					2116	
Malvern Link (MVL)	d					2119	
Worcester Foregate Street (WOF)	7 d					2129	
Worcester Shrub Hill (WOS)	7 d					2133	
Ashchurch for Tewkesbury (ASC)	d					2150	
Cheltenham Spa (CNM)	d					2200	
Gloucester (GCR)	7 d					2212	
Bristol Parkway (BPW)	7 d	2121				2247	
Filton Abbey Wood (FIT)	d	2125	2211			2250	
Stapleton Road (SRD)	d	2132					
Lawrence Hill (LWH)	d	2135					
Bristol Temple Meads (BRI)	10 d	2145	2200	2225	2240	2304	2345
Keynsham (KYN)	d	2152		2232		2311	2352
Oldfield Park (OLF)	d	2159				2318	2358
Bath Spa (BTH)	7 a	2201	2212	2239	2252	2320	0002
Bath Spa (BTH)	7 d	2203		2241		2322	0004
Freshford (FFD)	d	2212				2331	0013
Avoncliff (AVF)	d	2214				2334	0015
Bradford-on-Avon (BOA)	d	2218		2253		2338	0019
Swindon (SWI)	d						
Chippenham (CPM)	d						
Melksham (MKM)	d						
Trowbridge (TRO)	d	2225		2259		2344	0026
Westbury (WSB)	a	2232		2306		2351	0033
Westbury (WSB)	d	2233		2311	2314		0034
Frome (FRO)	d			2320a			0043a
Bruton (BRU)	d						
Castle Cary (CLC)	d						
Yeovil Pen Mill (YVP)	d						
Yeovil Junction (YVJ)	a						
Thornford (THO)	d						
Yetminster (YET)	d						
Chetnole (CNO)	d						
Maiden Newton (MDN)	d						
Dorchester West (DCW)	d						
Upwey (UPW)	d						
Weymouth (WEY)	a						
Dilton Marsh (DMH)	d						
Warminster (WMN)	d	2241			2322		
Salisbury (SAL)	a	2302			2342		
Romsey (ROM)	a	2320					
Southampton Central (SOU)	a	2331					
Fareham (FRM)	a	2354					
Cosham (CSA)	a						
Fratton (FTN)	a	0012					
Portsmouth & Southsea (PMS)	a	0015					
Portsmouth Harbour (PMH)	a						

NOTES (see introductory pages for explanation of train operator codes and standard symbols)

- a Arrival time
- d Departure time
- C To London Paddington, see table 125
- N From Penzance to London Paddington, see table 125
- FO Fridays only

Cardiff, Worcester, Bristol and Swindon to Westbury, Yeovil, Weymouth, Salisbury, Southampton and Portsmouth

Saturdays

Operator Train ID Days of operation/Notes 1st Class/Reservations/Bus/Ferry Catering facilities	GW 2C38	GW 2001	GW 1A01 A A A	GW 1F01	GW 1F03	GW 2070	GW 1A03 A A A	GW 1A04 A A A	GW 2C04	GW 1A06 B B B	GW 1F05	GW 1A07 A A A	SW 1O26 C C	GW 2C06	GW 1A10 D D D	GW 1F07	GW 1A12 A A A	GW 2M22
Cardiff Central (CDF)	7	d									0630					0727		
Newport (South Wales) (NWP)		d									0644					0741		
Severn Tunnel Jn (STJ)		d									0654					0751		
Patchway (PWY)		d																
Great Malvern (GMV)		d																
Malvern Link (MVL)		d																
Worcester Foregate Street (WOF)	7	d																
Worcester Shrub Hill (WOS)	7	d																
Ashchurch for Tewkesbury (ASC)		d																
Cheltenham Spa (CNM)		d																
Gloucester (GCR)	7	d																
Bristol Parkway (BPW)	7	d																
Filton Abbey Wood (FIT)		d									0711					0809		
Stapleton Road (SRD)		d																
Lawrence Hill (LWH)		d																
Bristol Temple Meads (BRI)	10	d		0530	0546		0600	0630	0640	0700	0723	0730		0736	0800	0822	0830	
Keynsham (KYN)		d			0553				0647					0743				
Oldfield Park (OLF)		d			0600				0654					0750				
Bath Spa (BTH)	7	a		0541	0602		0611	0641	0656	0711	0735	0742		0752	0811	0834	0841	
Bath Spa (BTH)	7	d	0004		0604				0658		0736			0754		0835		
Freshford (FFD)		d	0013		0613				0707					0803				
Avoncliff (AVF)		d	0015		0616				0710					0806				
Bradford-on-Avon (BOA)		d	0019		0620				0714		0748			0810		0847		
Swindon (SWI)		d																0835
Chippenham (CPM)		d																0857c
Melksham (MKM)		d																0906
Trowbridge (TRO)		d	0026		0626				0720		0754			0817		0853		0916
Westbury (WSB)	a	0033			0633				0727		0801			0824		0900		0923
Westbury (WSB)		d	0034	0524		0601	0648	0645			0802		0810			0901		
Frome (FRO)		d	0043a					0654										
Bruton (BRU)		d						0706										
Castle Cary (CLC)		d						0711										
Yeovil Pen Mill (YVP)		d						0730f										
Yeovil Junction (YVJ)		a																
Thornford (THO)		d						0734x										
Yetminster (YET)		d						0737x										
Chetnole (CNO)		d						0741x										
Maiden Newton (MDN)		d						0753										
Dorchester West (DCW)		d						0804										
Upwey (UPW)		d						0813										
Weymouth (WEY)		a						0818										
Dilton Marsh (DMH)		d				0650x										0904x		
Warminster (WMN)		d	0532		0609	0658					0811		0818			0911		
Salisbury (SAL)		a	0554		0630	0720					0832		0838			0932		
Romsey (ROM)		a			0650	0742					0851					0951		
Southampton Central (SOU)		a			0702	0755					0902					1003		
Fareham (FRM)		a			0727	0824					0926					1027		
Cosham (CSA)		a			0735	0832					0935					1035		
Fratton (FTN)		a			0743	0840					0943					1043		
Portsmouth & Southsea (PMS)		a			0747	0844					0946					1046		
Portsmouth Harbour (PMH)		a			0752	0849					0951					1051		

NOTES (see introductory pages for explanation of train operator codes and standard symbols)

- a Arrival time
- d Departure time
- x Stops on request
- c Arrives 6 minutes earlier
- f Arrives 7 minutes earlier

- A To London Paddington, see table 125
- B From Weston-super-Mare to London Paddington, see table 125
- C To London Waterloo, see table 153
- D From Taunton to London Paddington, see table 125

Cardiff, Worcester, Bristol and Swindon to Westbury, Yeovil, Weymouth, Salisbury, Southampton and Portsmouth

Saturdays

Operator	GW	GW	GW	GW	GW	GW	GW	GW	GW	SW	GW	GW	GW	GW	SW	GW	GW	GW
Train ID	2072	1A13	1C73	1F09	1A14	2M24	2O74	1A15	2O07	1V19	1F11	1A16	2C10	1A17	1O40	2M25	1C77	1F13
Days of operation/Notes		E	F		A			A		G		A		A	H		J	
1st Class/Reservations/Bus/Ferry	☑	☑☑	☑☑	☑	☑☑		☑	☑☑		☑	☑	☑☑		☑☑	☑		☑☑	☑
Catering facilities		☑	☑		☑			☑				☑		☑			☑	☑
Cardiff Central (CDF)	7 d			0827							0927							1030
Newport (South Wales) (NWP)	d			0841							0941							1044
Severn Tunnel Jn (STJ)	d			0851							0951							
Patchway (PWY)	d																	
Great Malvern (GMV)	d																	
Malvern Link (MVL)	d																	
Worcester Foregate Street (WOF)	7 d												0853					
Worcester Shrub Hill (WOS)	7 d												0856					
Ashchurch for Tewkesbury (ASC)	d												0913					
Cheltenham Spa (CNM)	d												0923					
Gloucester (GCR)	7 d						0840						0941					
Bristol Parkway (BPW)	7 d						0916						1016					
Filton Abbey Wood (FIT)	d			0909			0920				1009		1020					1109
Stapleton Road (SRD)	d																	
Lawrence Hill (LWH)	d																	
Bristol Temple Meads (BRI)	10 d	0840	0900		0922	0930		0935	1000		1023	1030	1043	1100				1122
Keynsham (KYN)	d	0847						0942					1050					
Oldfield Park (OLF)	d	0854						0949					1057					
Bath Spa (BTH)	7 a	0856	0911		0934	0941		0951	1012		1036	1041	1059	1111				1134
Bath Spa (BTH)	7 d	0858			0935			0954			1037		1101					1135
Freshford (FFD)	d	0907						1003					1110					
Avoncliff (AVF)	d	0910						1006					1113					
Bradford-on-Avon (BOA)	d	0914			0947			1010			1049		1117					1147
Swindon (SWI)	d						0935											1105
Chippenham (CPM)	d						0950											1121
Melksham (MKM)	d						1000											1130
Trowbridge (TRO)	d	0921			0954		1009	1016			1055		1123					1154
Westbury (WSB)	a	0928			1002		1016	1022			1102		1131					1201
Westbury (WSB)	d	0929		0957	1003			1031		1037	1057	1103			1143		1153	1202
Frome (FRO)	d	0938						1040		1106a								
Bruton (BRU)	d	0950						1052										
Castle Cary (CLC)	d	0955		1016a				1057										1212a
Yeovil Pen Mill (YVP)	d	1009						1111										
Yeovil Junction (YVJ)	a																	
Thornford (THO)	d	1013x						1115x										
Yetminster (YET)	d	1016x						1118x										
Chetnole (CNO)	d	1020x						1122x										
Maiden Newton (MDN)	d	1032						1136g										
Dorchester West (DCW)	d	1043						1153f										
Upwey (UPW)	d	1051						1202										
Weymouth (WEY)	a	1056						1208										
Dilton Marsh (DMH)	d										1106x							
Warminster (WMN)	d			1011					1045		1113			1150				1210
Salisbury (SAL)	a			1032					1106		1134			1211				1231
Romsey (ROM)	a			1051							1153							1251
Southampton Central (SOU)	a			1103							1204							1303
Fareham (FRM)	a			1127							1227							1327
Cosham (CSA)	a			1135							1235							1335
Fratton (FTN)	a			1143							1243							1343
Portsmouth & Southsea (PMS)	a			1146							1246							1346
Portsmouth Harbour (PMH)	a			1151							1251							1351


NOTES (see introductory pages for explanation of train operator codes and standard symbols)

- a Arrival time
- d Departure time
- x Stops on request
- f Arrives 7 minutes earlier
- g Arrives 3 minutes earlier

- A To London Paddington, see table 125
- E From Exeter St Davids to London Paddington, see table 125
- F From London Paddington to Exeter St Davids, see table 135
- G From London Waterloo, see table 153
- H From Frome to London Waterloo, see table 153
- J From London Paddington to Paignton, see table 135

Cardiff, Worcester, Bristol and Swindon to Westbury, Yeovil, Weymouth, Salisbury, Southampton and Portsmouth

Saturdays

Operator Train ID Days of operation/Notes 1st Class/Reservations/Bus/Ferry Catering facilities	GW	GW	GW	GW	GW	GW	GW	GW	GW	GW	GW	GW	GW	GW	GW	GW	GW	GW
	1A18 A	2076	1A19 A	1F15	1A20 D	2C13	1A21 A	2M26	1C81 F	1F17	1A22 B	2C14	1A23 A	1F19	1A24 B	2078	1A25 A	1C85 K
Cardiff Central (CDF) 7 d				1130						1227				1330				
Newport (South Wales) (NWP) d				1144						1241				1344				
Severn Tunnel Jn (STJ) d																		
Patchway (PWY) d																		
Great Malvern (GMV) d																		
Malvern Link (MVL) d																		
Worcester Foregate Street (WOF) 7 d						1053										1253		
Worcester Shrub Hill (WOS) 7 d						1057										1257		
Ashchurch for Tewkesbury (ASC) d						1113										1313		
Cheltenham Spa (CNM) d						1123										1323		
Gloucester (GCR) 7 d		1041				1145						1241				1341		
Bristol Parkway (BPW) 7 d		1117				1221						1317				1416		
Filton Abbey Wood (FIT) d		1120		1209		1225				1304		1320		1409		1420		
Stapleton Road (SRD) d																		
Lawrence Hill (LWH) d																		
Bristol Temple Meads (BRI) 10 d	1130	1142	1200	1222	1230	1242	1300			1322	1330	1345	1400	1422	1430	1442	1500	
Keynsham (KYN) d		1149				1249						1352				1449		
Oldfield Park (OLF) d		1156				1256						1359				1456		
Bath Spa (BTH) 7 a	1141	1158	1211	1234	1241	1258	1312			1334	1341	1401	1411	1434	1441	1458	1511	
Bath Spa (BTH) 7 d		1200		1235		1300				1335		1403		1435		1500		
Freshford (FFD) d		1209				1309						1412				1509		
Avoncliff (AVF) d		1212				1312						1415				1512		
Bradford-on-Avon (BOA) d		1216		1247		1316				1347		1419		1447		1516		
Swindon (SWI) d								1305										
Chippenham (CPM) d								1321										
Melksham (MKM) d								1330										
Trowbridge (TRO) d		1222		1253		1322		1340		1354		1425		1453		1522		
Westbury (WSB) a		1229		1300		1329		1348		1401		1432		1500		1529		
Westbury (WSB) d		1231		1301					1356	1402				1501		1531		1553
Frome (FRO) d		1240														1540		
Bruton (BRU) d		1252														1552		
Castle Cary (CLC) d		1257							1418a							1557		1612a
Yeovil Pen Mill (YVP) d		1311														1611		
Yeovil Junction (YVJ) a																		
Thornford (THO) d		1315x														1615x		
Yetminster (YET) d		1318x														1618x		
Chetnole (CNO) d		1322x														1622x		
Maiden Newton (MDN) d		1336g														1637		
Dorchester West (DCW) d		1354h														1653c		
Upwey (UPW) d		1403														1702		
Weymouth (WEY) a		1408														1708		
Dilton Marsh (DMH) d				1304x											1504x			
Warminster (WMN) d				1311						1410					1511			
Salisbury (SAL) a				1332						1431					1532			
Romsey (ROM) a				1351						1451					1551			
Southampton Central (SOU) a				1403						1503					1603			
Fareham (FRM) a				1427						1527					1627			
Cosham (CSA) a				1435						1535					1635			
Fratton (FTN) a				1444						1543					1643			
Portsmouth & Southsea (PMS) a				1447						1546					1646			
Portsmouth Harbour (PMH)  a				1452						1551					1651			


NOTES (see introductory pages for explanation of train operator codes and standard symbols)

- a Arrival time
- d Departure time
- x Stops on request
- c Arrives 6 minutes earlier
- g Arrives 3 minutes earlier
- h Arrives 8 minutes earlier

- A To London Paddington, see table 125
- B From Weston-super-Mare to London Paddington, see table 125
- D From Taunton to London Paddington, see table 125
- F From London Paddington to Exeter St Davids, see table 135
- K From London Paddington to Plymouth, see table 135

Cardiff, Worcester, Bristol and Swindon to Westbury, Yeovil, Weymouth, Salisbury, Southampton and Portsmouth

Saturdays

Operator Train ID Days of operation/Notes 1st Class/Reservations/Bus/Ferry Catering facilities	GW 2M27	GW 1F21	GW 1A26 B B A	GW 2C18	GW 1A27 A A A	GW 2M29	GW 1F23	GW 1A28 B B A	GW 2F96	GW 2C25	GW 1A29 A A A	GW 1C89 J J J	GW 1F25	GW 1A30 B B A	GW 2M30	GW 2O82	GW 1A31 A A A	GW 1F27
Cardiff Central (CDF) 7 d		1430					1530						1627					1727
Newport (South Wales) (NWP) d		1444					1544						1641					1741
Severn Tunnel Jn (STJ) d													1652					1751
Patchway (PWY) d																		
Great Malvern (GMV) d																		
Malvern Link (MVL) d																		
Worcester Foregate Street (WOF) 7 d										1453								
Worcester Shrub Hill (WOS) 7 d										1457								
Ashchurch for Tewkesbury (ASC) d										1513								
Cheltenham Spa (CNM) d										1523								
Gloucester (GCR) 7 d				1441						1541						1641		
Bristol Parkway (BPW) 7 d				1517						1617						1716		
Filton Abbey Wood (FIT) d		1509		1520			1609			1620			1709			1720		1809
Stapleton Road (SRD) d																		
Lawrence Hill (LWH) d																		
Bristol Temple Meads (BRI) 10 d		1522	1530	1542	1600		1622	1630		1645	1700		1722	1730		1743	1800	1822
Keynsham (KYN) d				1549						1652						1750		
Oldfield Park (OLF) d				1556						1659						1757		
Bath Spa (BTH) 7 a		1534	1541	1558	1612		1634	1641		1701	1711		1734	1741		1759	1811	1834
Bath Spa (BTH) 7 d		1535		1600			1635			1703			1735			1801		1835
Freshford (FFD) d				1609						1712						1810		
Avoncliff (AVF) d				1612						1715						1813		
Bradford-on-Avon (BOA) d		1547		1616			1647			1719			1747			1817		1847
Swindon (SWI) d	1510					1605									1735			
Chippenham (CPM) d	1530e					1620									1750			
Melksham (MKM) d	1539					1630									1800			
Trowbridge (TRO) d	1549	1554		1622		1639	1654			1725			1754		1809	1823		1854
Westbury (WSB) a	1556	1601		1629		1646	1701			1732			1801		1817	1830		1901
Westbury (WSB) d		1602					1702		1711			1753	1802			1832		1902
Frome (FRO) d																1841		
Bruton (BRU) d																1853		
Castle Cary (CLC) d												1812a				1859		
Yeovil Pen Mill (YVP) d																1920j		
Yeovil Junction (YVJ) a																		
Thornford (THO) d																1924x		
Yetminster (YET) d																1927x		
Chetnole (CNO) d																1931x		
Maiden Newton (MDN) d																1943		
Dorchester West (DCW) d																1954		
Upwey (UPW) d																2002		
Weymouth (WEY) a																2009		
Dilton Marsh (DMH) d									1713x									
Warminster (WMN) d		1610					1710		1721a				1810					1910
Salisbury (SAL) a		1631					1731						1831					1931
Romsey (ROM) a		1651					1751						1851					1951
Southampton Central (SOU) a		1703					1803						1903					2003
Fareham (FRM) a		1727					1827						1927					2027
Cosham (CSA) a		1735					1835						1935					
Fratton (FTN) a		1743					1843						1943					2043
Portsmouth & Southsea (PMS) a		1746					1846						1946					2047
Portsmouth Harbour (PMH)  a		1751					1851						1951					2051

NOTES (see introductory pages for explanation of train operator codes and standard symbols)

- a Arrival time
- d Departure time
- x Stops on request
- e Arrives 5 minutes earlier
- j Arrives 9 minutes earlier

- A To London Paddington, see table 125
- B From Weston-super-Mare to London Paddington, see table 125
- J From London Paddington to Paignton, see table 135

Cardiff, Worcester, Bristol and Swindon to Westbury, Yeovil, Weymouth, Salisbury, Southampton and Portsmouth

Saturdays

Operator	GW	GW	GW	SW	GW	GW	GW	GW	GW	GW	GW	GW	GW	GW	GW	GW	GW	GW
Train ID	1A32	2C27	1A33	1V55	1F29	2M40	1C94	2C30	1A35	1F31	1C96	2O98	1A37	2M44	1F33	2C32	1A39	2C34
Days of operation/Notes	B		A	G			K		A		K		D				L	
1st Class/Reservations/Bus/Ferry	1		1	1	1		1		1		1		1				1	
Catering facilities	☞		☞	☞	☞		☞		☞		☞		☞				☞	
Cardiff Central (CDF)	7 d				1827					1930					2030			
Newport (South Wales) (NWP)	d				1841					1943					2043			
Severn Tunnel Jn (STJ)	d				1851													
Patchway (PWY)	d																	
Great Malvern (GMV)	d																	
Malvern Link (MVL)	d																	
Worcester Foregate Street (WOF)	7 d	1653																
Worcester Shrub Hill (WOS)	7 d	1657																
Ashchurch for Tewkesbury (ASC)	d	1713																
Cheltenham Spa (CNM)	d	1723																
Gloucester (GCR)	7 d	1741						1841										
Bristol Parkway (BPW)	7 d	1817						1916										
Filton Abbey Wood (FIT)	d	1820			1909			1920		2007					2107			
Stapleton Road (SRD)	d																	
Lawrence Hill (LWH)	d																	
Bristol Temple Meads (BRI)	10 d	1830	1845	1900		1922		1945	2000	2022		2046	2100		2121	2140	2200	2215
Keynsham (KYN)	d		1852					1952				2053				2147		2222
Oldfield Park (OLF)	d		1859					1959				2100				2154		2229
Bath Spa (BTH)	7 a	1841	1901	1911		1934		2001	2011	2034		2102	2111		2133	2156	2211	2231
Bath Spa (BTH)	7 d		1903			1935		2003		2035		2104			2134	2158		2233
Freshford (FFD)	d		1912					2012				2113						2242
Avoncliff (AVF)	d		1915					2015				2115						2245
Bradford-on-Avon (BOA)	d		1919			1947		2019		2047		2119			2146	2210		2249
Swindon (SWI)	d					1935								2107				
Chippenham (CPM)	d					1950								2122				
Melksham (MKM)	d					2000								2132				
Trowbridge (TRO)	d		1925		1954	2009		2025		2054		2126		2141	2152	2216		2255
Westbury (WSB)	a		1932		2001	2016		2032		2101		2133		2149	2159	2223		2302
Westbury (WSB)	d				1958	2002		2024	2033		2103	2121	2134		2203			
Frome (FRO)	d				2007			2043a					2147					
Bruton (BRU)	d				2019								2158					
Castle Cary (CLC)	d				2024		2043a					2140a	2203					
Yeovil Pen Mill (YVP)	d				2039								2219					
Yeovil Junction (YVJ)	a				2045													
Thornford (THO)	d												2224x					
Yetminster (YET)	d												2227x					
Chetnole (CNO)	d												2231x					
Maiden Newton (MDN)	d												2243					
Dorchester West (DCW)	d												2253					
Upwey (UPW)	d												2302					
Weymouth (WEY)	a												2307					
Dilton Marsh (DMH)	d				2004x											2206x		
Warminster (WMN)	d				2011					2111						2213		
Salisbury (SAL)	a				2032					2132						2234		
Romsey (ROM)	a				2051					2151						2253		
Southampton Central (SOU)	a				2103					2202						2304		
Fareham (FRM)	a				2127					2226						2327		
Cosham (CSA)	a																	
Fratton (FTN)	a				2143					2241						2341		
Portsmouth & Southsea (PMS)	a				2146					2245						2345		
Portsmouth Harbour (PMH)	a				2151					2250						2350		

NOTES (see introductory pages for explanation of train operator codes and standard symbols)

- a Arrival time
- d Departure time
- x Stops on request

- A To London Paddington, see table 125
- B From Weston-super-Mare to London Paddington, see table 125
- D From Taunton to London Paddington, see table 125
- G From London Waterloo, see table 153
- K From London Paddington to Plymouth, see table 135
- L From Penzance to London Paddington, see table 125

Cardiff, Worcester, Bristol and Swindon to Westbury, Yeovil, Weymouth, Salisbury, Southampton and Portsmouth

Saturdays

Operator Train ID Days of operation/Notes 1st Class/Reservations/Bus/Ferry Catering facilities	GW 1A40 D 113 2	SW 1058 1	GW 2C38	GW 1T42
Cardiff Central (CDF)	7 d			
Newport (South Wales) (NWP)	d			
Severn Tunnel Jn (STJ)	d			
Patchway (PWY)	d			
Great Malvern (GMV)	d		2124	
Malvern Link (MVL)	d		2127	
Worcester Foregate Street (WOF)	7 d		2137	
Worcester Shrub Hill (WOS)	7 d		2140	
Ashchurch for Tewkesbury (ASC)	d		2156	
Cheltenham Spa (CNM)	d		2206	
Gloucester (GCR)	7 d		2218	
Bristol Parkway (BPW)	7 d		2254	
Filton Abbey Wood (FIT)	d		2257	
Stapleton Road (SRD)	d			
Lawrence Hill (LWH)	d			
Bristol Temple Meads (BRI)	10 d	2240	2312	2330
Keynsham (KYN)	d		2319	
Oldfield Park (OLF)	d		2326	
Bath Spa (BTH)	7 a	2251	2328	2341
Bath Spa (BTH)	7 d		2330	
Freshford (FFD)	d		2339	
Avoncliff (AVF)	d		2342	
Bradford-on-Avon (BOA)	d		2346	
Swindon (SWI)	d			
Chippenham (CPM)	d			
Melksham (MKM)	d			
Trowbridge (TRO)	d		2352	
Westbury (WSB)	a		2359	
Westbury (WSB)	d	2312	0001	
Frome (FRO)	d		0010a	
Bruton (BRU)	d			
Castle Cary (CLC)	d			
Yeovil Pen Mill (YVP)	d			
Yeovil Junction (YVJ)	a			
Thornford (THO)	d			
Yetminster (YET)	d			
Chetnole (CNO)	d			
Maiden Newton (MDN)	d			
Dorchester West (DCW)	d			
Upwey (UPW)	d			
Weymouth (WEY)	a			
Dilton Marsh (DMH)	d			
Warminster (WMN)	d	2319		
Salisbury (SAL)	a	2340		
Romsey (ROM)	a			
Southampton Central (SOU)	a			
Fareham (FRM)	a			
Cosham (CSA)	a			
Fratton (FTN)	a			
Portsmouth & Southsea (PMS)	a			
Portsmouth Harbour (PMH)	a			

NOTES (see introductory pages for explanation of train operator codes and standard symbols)

a Arrival time
d Departure time

D From Taunton to London Paddington, see table 125

Cardiff, Worcester, Bristol and Swindon to Westbury, Yeovil, Weymouth, Salisbury, Southampton and Portsmouth

Sundays

Operator	GW	GW	GW	GW	GW	GW	GW	GW	GW	GW	GW	SW	GW	GW	GW	GW	GW	
Train ID	2C38	1A07	2C05	1A10	2071	1C75	2M06	1F07	1C76	2074	1A12	1036	1F09	2F11	2C93	1A14	1C78	1F11
Days of operation/Notes	A	A		B	B	C		B	C	B	A	D	B			A	E	B
1st Class/Reservations/Bus/Ferry		1◇		1B	B	1C		B	1C	B	1A	1D	B			1A	1E	B
Catering facilities		⌘		⌘		⌘			⌘		⌘					⌘	⌘	
Cardiff Central (CDF)	7	d											0918					1025
Newport (South Wales) (NWP)		d											0936					1039
Severn Tunnel Jn (STJ)		d																
Patchway (PWY)		d																
Great Malvern (GMV)		d																
Malvern Link (MVL)		d																
Worcester Foregate Street (WOF)	7	d																
Worcester Shrub Hill (WOS)	7	d																
Ashchurch for Tewkesbury (ASC)		d																
Cheltenham Spa (CNM)		d																
Gloucester (GCR)	7	d																
Bristol Parkway (BPW)	7	d																
Filton Abbey Wood (FIT)		d											1006					1103
Stapleton Road (SRD)		d																
Lawrence Hill (LWH)		d																
Bristol Temple Meads (BRI)	10	d	0745		0900			0920		0934	1000		1020		1034	1100		1115
Keynsham (KYN)		d								0941					1041			1124
Oldfield Park (OLF)		d								0948					1048			1131
Bath Spa (BTH)	7	a	0756		0911			0932		0950	1011		1034		1050	1111		1133
Bath Spa (BTH)	7	d						0933		0951			1035		1051			1135
Freshford (FFD)		d								1000					1100			
Avoncliff (AVF)		d								1003					1103			
Bradford-on-Avon (BOA)		d						0945		1007			1047		1107			1147
Swindon (SWI)		d					0914											
Chippenham (CPM)		d					0930											
Melksham (MKM)		d					0940											
Trowbridge (TRO)		d					0949	0953		1013			1054		1113			1153
Westbury (WSB)		a					0956	0959		1020			1101		1120			1200
Westbury (WSB)		d	0001		0755		0905	0917		1001	1003	1021	1043	1102	1110		1156	1202
Frome (FRO)		d	0010a				0914							1119a				
Bruton (BRU)		d					0926											
Castle Cary (CLC)		d					0931	0935a		1022a							1215a	
Yeovil Pen Mill (YVP)		d					0947											
Yeovil Junction (YVJ)		a																
Thornford (THO)		d					0952x											
Yetminster (YET)		d					0955x											
Chetnole (CNO)		d					0959x											
Maiden Newton (MDN)		d					1016c											
Dorchester West (DCW)		d					1029e											
Upwey (UPW)		d					1037											
Weymouth (WEY)		a					1042											
Dilton Marsh (DMH)		d							1004x									1204x
Warminster (WMN)		d			0802a				1011				1051	1110				1211
Salisbury (SAL)		a							1032				1112	1131				1234
Romsey (ROM)		a							1051					1151				1254
Southampton Central (SOU)		a							1102					1202				1305
Fareham (FRM)		a							1126					1226				1327
Cosham (CSA)		a							1134					1234				1336
Fratton (FTN)		a							1142					1242				1343
Portsmouth & Southsea (PMS)		a							1146					1246				1347
Portsmouth Harbour (PMH)		a							1151					1251				1351

NOTES (see introductory pages for explanation of train operator codes and standard symbols)

- a Arrival time
- d Departure time
- x Stops on request
- c Arrives 7 minutes earlier
- e Arrives 3 minutes earlier
- f Arrives 5 minutes earlier

- A To London Paddington, see table 125
- B From Weston-super-Mare to London Paddington, see table 125
- C From London Paddington to Penzance, see table 135
- D To London Waterloo, see table 153
- E From London Paddington to Paignton, see table 135

Cardiff, Worcester, Bristol and Swindon to Westbury, Yeovil, Weymouth, Salisbury, Southampton and Portsmouth

Sundays

Operator	Train ID	GW 1A16	GW 2M08	GW 2O89	GW 1F13	GW 1A17	GW 1A18	GW 1C82	GW 1F15	GW 1F95	GW 1A20	GW 2O91	GW 1F19	GW 2A21	GW 1A22	GW 1C85	GW 1F23	GW 1A23	GW 2M12
Days of operation/Notes	1st Class/Reservations/Bus/Ferry	B	F	G		A	A	E		H	B				A	J		A	
Catering facilities																			
Cardiff Central (CDF)	7 d				1125				1225				1325				1425		
Newport (South Wales) (NWP)	d				1139				1239				1339				1439		
Severn Tunnel Jn (STJ)	d																		
Patchway (PWY)	d																		
Great Malvern (GMV)	d																		
Malvern Link (MVL)	d																		
Worcester Foregate Street (WOF)	7 d																		
Worcester Shrub Hill (WOS)	7 d																		
Ashchurch for Tewkesbury (ASC)	d																		
Cheltenham Spa (CNM)	d																		
Gloucester (GCR)	7 d																		
Bristol Parkway (BPW)	7 d																		
Filton Abbey Wood (FIT)	d				1202				1302				1402				1502		
Stapleton Road (SRD)	d																		
Lawrence Hill (LWH)	d																		
Bristol Temple Meads (BRI)	10 d	1200			1215	1230	1300		1315	1334	1400		1415	1430	1500		1515	1530	
Keynsham (KYN)	d				1222				1322	1341			1422				1522		
Oldfield Park (OLF)	d				1229				1329	1348			1429				1529		
Bath Spa (BTH)	7 a	1211			1231	1241	1311		1332	1350	1411		1431	1442	1511		1532	1541	
Bath Spa (BTH)	7 d				1233				1333	1352			1433				1533		
Freshford (FFD)	d				1242								1442						
Avoncliff (AVF)	d				1245								1445						
Bradford-on-Avon (BOA)	d				1249				1345	1404			1449				1545		
Swindon (SWI)	d		1141	1141								1341							1544
Chippenham (CPM)	d		1156	1156								1356							1559
Melksham (MKM)	d		1205	1206								1405							1609
Trowbridge (TRO)	d		1214	1215	1255				1352	1410		1414	1455				1552		1618
Westbury (WSB)	a		1221	1223	1302				1359	1416		1421	1502				1559		1625
Westbury (WSB)	d			1228	1303			1355	1402	1418		1422	1504			1556	1602		1628
Frome (FRO)	d			1240								1432							1638a
Bruton (BRU)	d			1252								1443							
Castle Cary (CLC)	d			1257				1414a				1448			1615a				
Yeovil Pen Mill (YVP)	d			1313								1502							
Yeovil Junction (YVJ)	a																		
Thornford (THO)	d			1317x									1508x						
Yetminster (YET)	d			1320x									1511x						
Chetnole (CNO)	d			1324x									1515x						
Maiden Newton (MDN)	d			1336									1526						
Dorchester West (DCW)	d			1347									1537						
Upwey (UPW)	d			1354									1545						
Weymouth (WEY)	a			1359									1551						
Dilton Marsh (DMH)	d								1404x								1604x		
Warminster (WMN)	d				1311				1411	1426			1512				1611		
Salisbury (SAL)	a				1333				1434	1447			1533				1633		
Romsey (ROM)	a				1352				1454	1505			1554				1652		
Southampton Central (SOU)	a				1403				1505	1516			1605				1703		
Fareham (FRM)	a				1426				1527	1538			1627				1727		
Cosham (CSA)	a				1434				1536	1548			1636				1735		
Fratton (FTN)	a				1442				1542	1555			1643				1743		
Portsmouth & Southsea (PMS)	a				1446				1546				1647				1746		
Portsmouth Harbour (PMH)	a				1451				1551				1651				1751		

NOTES (see introductory pages for explanation of train operator codes and standard symbols)

- a Arrival time
- d Departure time
- x Stops on request

- A To London Paddington, see table 125
- B From Weston-super-Mare to London Paddington, see table 125
- E From London Paddington to Paignton, see table 135
- F Runs until 26 March
- G Runs from 2 April
- H Also calls at Portchester 1544
- J From London Paddington to Exeter St Davids, see table 153

Cardiff, Worcester, Bristol and Swindon to Westbury, Yeovil, Weymouth, Salisbury, Southampton and Portsmouth

Sundays

Operator Train ID Days of operation/Notes 1st Class/Reservations/Bus/Ferry Catering facilities	GW 2C36	GW 1A24 B B	GW 1F25 B	GW 1A25 A B	GW 2C98	GW 1A26 K B	GW 1C89 L B	GW 1F27 B	GW 1A27 A B	GW 2O14	GW 2O94 B	GW 1A28 M B	GW 1F29 B	GW 1F31 B	GW 1A30 N B	GW 1C92 L B	GW 1F33 B	GW 2M16
Cardiff Central (CDF)	7	d	1525					1625					1725	1740			1825	
Newport (South Wales) (NWP)	d		1540					1639					1739	1754			1839	
Severn Tunnel Jn (STJ)	d												1805					
Patchway (PWY)	d																	
Great Malvern (GMV)	d																	
Malvern Link (MVL)	d																	
Worcester Foregate Street (WOF)	7	d																
Worcester Shrub Hill (WOS)	7	d																
Ashchurch for Tewkesbury (ASC)	d																	
Cheltenham Spa (CNM)	d																	
Gloucester (GCR)	7	d																
Bristol Parkway (BPW)	7	d																
Filton Abbey Wood (FIT)	d		1602					1702					1802	1821			1903	
Stapleton Road (SRD)	d																	
Lawrence Hill (LWH)	d																	
Bristol Temple Meads (BRI)	10	d	1541	1600	1620	1630	1648	1700	1715	1730		1748	1800	1815	1840	1900	1915	
Keynsham (KYN)	d	1548		1627		1655			1723			1755		1847				
Oldfield Park (OLF)	d	1555		1634		1702			1730			1802		1854				
Bath Spa (BTH)	7	a	1557	1611	1636	1642	1704	1711	1732	1741		1804	1811	1829	1856	1911	1927	
Bath Spa (BTH)	7	d	1600		1638		1706		1735			1806		1830	1858		1928	
Freshford (FFD)	d	1609				1715						1815		1907				
Avoncliff (AVF)	d	1612				1718						1818		1910				
Bradford-on-Avon (BOA)	d	1616		1650		1722			1747			1822		1842	1914		1940	
Swindon (SWI)	d									1744								1929
Chippenham (CPM)	d									1759								1945
Melksham (MKM)	d									1809								1954
Trowbridge (TRO)	d	1623		1656		1729			1753	1818	1829		1850	1920			1947	2004
Westbury (WSB)	a	1630		1703		1736			1800	1825	1836		1857	1927			1954	2011
Westbury (WSB)	d			1705		1737		1757	1802	1826	1837		1901	1929		1955	2000	
Frome (FRO)	d					1746a							1846					
Bruton (BRU)	d												1858					
Castle Cary (CLC)	d							1816a					1903			2014a		
Yeovil Pen Mill (YVP)	d												1917					
Yeovil Junction (YVJ)	a																	
Thornford (THO)	d												1921x					
Yetminster (YET)	d												1924x					
Chetnole (CNO)	d												1928x					
Maiden Newton (MDN)	d												1940					
Dorchester West (DCW)	d												1951					
Upwey (UPW)	d												1958					
Weymouth (WEY)	a												2003					
Dilton Marsh (DMH)	d			1707x														2002x
Warminster (WMN)	d			1714					1810		1834		1909	1937				2009
Salisbury (SAL)	a			1736					1831		1855		1930	1958				2031
Romsey (ROM)	a			1755					1851				1950	2018				2050
Southampton Central (SOU)	a			1806					1902				2001	2029				2101
Fareham (FRM)	a			1828					1927				2026	2057				2126
Cosham (CSA)	a			1837					1935									
Fratton (FTN)	a			1844					1943				2040	2112				2141
Portsmouth & Southsea (PMS)	a			1848					1947				2044	2117				2144
Portsmouth Harbour (PMH)	a			1852					1952				2050	2123				2149

NOTES (see introductory pages for explanation of train operator codes and standard symbols)

- a Arrival time
- d Departure time
- x Stops on request

- A To London Paddington, see table 125
- B From Weston-super-Mare to London Paddington, see table 125
- K From Plymouth to London Paddington, see table 125
- L From London Paddington to Plymouth, see table 135
- M From Taunton to London Paddington, see table 125
- N From Exeter St Davids to London Paddington, see table 125

Cardiff, Worcester, Bristol and Swindon to Westbury, Yeovil, Weymouth, Salisbury, Southampton and Portsmouth

Sundays

Operator Train ID Days of operation/Notes 1st Class/Reservations/Bus/Ferry Catering facilities	GW	GW	GW	GW	GW	GW	GW	GW	GW	GW
	1A32 M 111	1F35 1 1	1C96 L 111	2096 1 1	1A34 B 111	2M18 1 1	1F37 1 1	1A36 K 111	2C38 1 1	1F39 1 1
Cardiff Central (CDF) 7 d		1925					2030		2130	2230
Newport (South Wales) (NWP) d		1940					2044		2144	2244
Severn Tunnel Jn (STJ) d							2054		2154	2253
Patchway (PWY) d							2107		2207	2305
Great Malvern (GMV) d										
Malvern Link (MVL) d										
Worcester Foregate Street (WOF) 7 d										
Worcester Shrub Hill (WOS) 7 d										
Ashchurch for Tewkesbury (ASC) d										
Cheltenham Spa (CNM) d										
Gloucester (GCR) 7 d										
Bristol Parkway (BPW) 7 d										
Filton Abbey Wood (FIT) d		2003					2112		2211	2309
Stapleton Road (SRD) d										
Lawrence Hill (LWH) d										
Bristol Temple Meads (BRI) 10 d	2000	2015		2048	2100		2128	2230	2235	2330
Keynsham (KYN) d		2022		2056			2135		2242	
Oldfield Park (OLF) d		2029		2103			2142		2249	
Bath Spa (BTH) 7 a	2011	2031		2105	2111		2144	2241	2252	2342
Bath Spa (BTH) 7 d		2033		2107			2146		2254	2343
Freshford (FFD) d		2042		2116					2303	
Avoncliff (AVF) d		2045		2119					2306	
Bradford-on-Avon (BOA) d		2049		2123			2158		2310	2355
Swindon (SWI) d						2125				
Chippenham (CPM) d						2140				
Melksham (MKM) d						2150				
Trowbridge (TRO) d		2055		2130		2159	2204		2316	0002
Westbury (WSB) a		2102		2137		2206	2211		2323	0009
Westbury (WSB) d		2103	2122	2138			2212			0010
Frome (FRO) d				2147						
Bruton (BRU) d				2159						
Castle Cary (CLC) d			2141a	2204						
Yeovil Pen Mill (YVP) d				2220						
Yeovil Junction (YVJ) a										
Thornford (THO) d				2224x						
Yetminster (YET) d				2227x						
Chetnole (CNO) d				2231x						
Maiden Newton (MDN) d				2243						
Dorchester West (DCW) d				2254						
Upwey (UPW) d				2301						
Weymouth (WEY) a				2306						
Dilton Marsh (DMH) d										0013x
Warminster (WMN) d		2111					2220			0019a
Salisbury (SAL) a		2133					2242			
Romsey (ROM) a		2152					2301			
Southampton Central (SOU) a		2203					2312			
Fareham (FRM) a		2226					2334			
Cosham (CSA) a										
Fratton (FTN) a		2240					2349			
Portsmouth & Southsea (PMS) a		2244					2352			
Portsmouth Harbour (PMH) a		2249					2356			

NOTES (see introductory pages for explanation of train operator codes and standard symbols)

- a Arrival time
- d Departure time
- x Stops on request

- B From Weston-super-Mare to London Paddington, see table 125
- K From Plymouth to London Paddington, see table 125
- L From London Paddington to Plymouth, see table 135
- M From Taunton to London Paddington, see table 125

Portsmouth, Southampton, Salisbury, Weymouth and Yeovil to Westbury, Swindon, Bristol, Worcester and Cardiff

Mondays to Fridays

Operator	GW	GW	GW	GW	GW	GW	GW	GW	GW	GW	GW	GW	GW	GW	GW	SW	GW
Train ID	2M95	1C38	2M09	1F02	1A69	1C00	2C01	1C01	2V52	1F04	2V69	1A70	2G81	2V69	2M13	1024	1C02
Days of operation/Notes	MX	MX A			B	C		A	D			E				F	A
1st Class/Reservations/Bus/Ferry					1	1		1			1	1		1		1	1
Catering facilities		1			1	1		1			1	1		1		1	1
Portsmouth Harbour (PMH)	d																
Portsmouth & Southsea (PMS)	d																
Fratton (FTN)	d								0450								
Cosham (CSA)	d								0459								
Fareham (FRM)	d								0510								
Southampton Central (SOU)	d								0533								
Romsey (ROM)	d								0545								
Salisbury (SAL)	d								0606				0635				
Warminster (WMN)	d								0627				0656				
Dilton Marsh (DMH)	d								0631x								
Weymouth (WEY)	d											0526					
Upwey (UPW)	d											0531					
Dorchester West (DCW)	d											0539					
Maiden Newton (MDN)	d											0551					
Chetnole (CNO)	d											0559x					
Yetminster (YET)	d											0603x					
Thornford (THO)	d											0606x					
Yeovil Junction (YVJ)	d																
Yeovil Pen Mill (YVP)	d											0618c					0655
Castle Cary (CLC)	d											0632	0641				0710
Bruton (BRU)	d											0637					0715
Frome (FRO)	d				0612				0642			0654f		0654f			0727
Westbury (WSB)	a				0622				0638	0650	0700	0704	0713				0736
Westbury (WSB)	d			0517	0558				0640	0659			0705	0720	0737		
Trowbridge (TRO)	d			0523	0604				0646	0705			0711	0726	0743		
Melksham (MKM)	d			0533									0721		0753		
Chippenham (CPM)	d			0543									0731		0803		
Swindon (SWI)	a			0559									0747		0819		
Bradford-on-Avon (BOA)	d				0610					0652	0711				0732		
Avoncliff (AVF)	d				0613					0655	0715				0735		
Freshford (FFD)	d				0616					0658	0718				0738		
Bath Spa (BTH)	7 a				0627					0709	0728				0749		
Bath Spa (BTH)	7 d	0002	0103		0628		0646	0655	0705	0710	0730				0750		0757
Oldfield Park (OLF)	d				0631			0658		0713	0733				0753		
Keynsham (KYN)	d				0638			0705		0720	0740				0800		0806
Bristol Temple Meads (BRI)	10 a	0015	0115		0647		0657	0713	0717	0728	0748				0808		0813
Lawrence Hill (LWH)	a				0656										0819		
Stapleton Road (SRD)	a				0658										0821		
Filton Abbey Wood (FIT)	a				0704		0715			0749	0802				0827		
Bristol Parkway (BPW)	7 a						0719			0754							
Gloucester (GCR)	7 a									0832				0847			
Cheltenham Spa (CNM)	a												0903				
Ashchurch for Tewkesbury (ASC)	a																
Worcester Shrub Hill (WOS)	7 a																
Worcester Foregate Street (WOF)	7 a																
Malvern Link (MVL)	a																
Great Malvern (GMV)	a																
Patchway (PWY)	a									0810							
Severn Tunnel Jn (STJ)	a				0724					0821							
Newport (South Wales) (NWP)	a				0736		0749			0833							
Cardiff Central (CDF)	7 a				0750		0803			0847							

NOTES (see introductory pages for explanation of train operator codes and standard symbols)


- a Arrival time
- d Departure time
- x Stops on request
- c Arrives 4 minutes earlier
- f Arrives 5 minutes earlier

- A From London Paddington, see table 125
- B To London Paddington, see table 122
- C From London Paddington to Swansea, see table 125
- D Also calls at Portchester 0504
- E From Plymouth to London Paddington, see table 135
- F To London Waterloo, see table 153

MX Not Mondays

Portsmouth, Southampton, Salisbury, Weymouth and Yeovil to Westbury, Swindon, Bristol, Worcester and Cardiff

Mondays to Fridays

Operator Train ID Days of operation/Notes 1st Class/Reservations/Bus/Ferry Catering facilities	GW 2E53	GW 1C03 A A A	GW 1F06 A A	GW 1A72 E E E	GW 2V54 A A	GW 1C04 A A A	GW 2E55	GW 1J74 E E E	GW 1C05 A A A	GW 1F08 A A	GW 1C06 A A A	GW 2V58 A A	GW 2M15 A A	SW 1V15 G G	GW 1C07 A A A	GW 1F10 A A	GW 2F91 A A
Portsmouth Harbour (PMH) 	d		0601							0721						0823	
Portsmouth & Southsea (PMS)	d		0605							0726						0827	
Fratton (FTN)	d		0609							0730						0831	
Cosham (CSA)	d		0616							0737						0839	
Fareham (FRM)	d		0625							0746						0847	
Southampton Central (SOU)	d		0647							0810		0823				0911	
Romsey (ROM)	d		0659							0821		0835				0922	
Salisbury (SAL)	d		0719							0840		0902		0924		0942	
Warminster (WMN)	d	0730	0740							0901		0925		0944		1003	1012
Dilton Marsh (DMH)	d	0734x	0744x									0929x					1016x
Weymouth (WEY)	d				0642												
Upwey (UPW)	d				0647												
Dorchester West (DCW)	d				0655												
Maiden Newton (MDN)	d				0707												
Chetnole (CNO)	d				0715x												
Yetminster (YET)	d				0718x												
Thornford (THO)	d				0720x												
Yeovil Junction (YVJ)	d																
Yeovil Pen Mill (YVP)	d				0735e												
Castle Cary (CLC)	d			0740	0750			0845									
Bruton (BRU)	d				0755												
Frome (FRO)	d				0808			0859									
Westbury (WSB)	a	0739	0751	0759	0817			0909		0912		0935		0952		1011	1020
Westbury (WSB)	d	0741	0800		0818		0842			0913		0940	0946			1012	
Trowbridge (TRO)	d	0748	0806		0824		0848			0920		0946	0952			1018	
Melksham (MKM)	d												1002				
Chippenham (CPM)	d												1014k				
Swindon (SWI)	a												1034				
Bradford-on-Avon (BOA)	d	0754	0812		0830		0854			0926		0952				1024	
Avoncliff (AVF)	d	0757			0833		0857					0955					
Freshford (FFD)	d	0800	0817		0836		0900					0958					
Bath Spa (BTH)	7 a	0810	0827		0847		0910			0938		1009				1036	
Bath Spa (BTH)	7 d	0812	0823	0829	0848	0856	0912		0923	0939	0953	1010			1027	1038	
Oldfield Park (OLF)	d	0815		0832	0851		0915					1013					
Keynsham (KYN)	d	0822	0839		0858		0922					1020					
Bristol Temple Meads (BRI)	10 a	0831	0836	0847	0906	0910	0930		0935	0952	1005	1028			1039	1050	
Lawrence Hill (LWH)	a																
Stapleton Road (SRD)	a																
Filton Abbey Wood (FIT)	a	0844	0905		0919		0947			1007		1048				1105	
Bristol Parkway (BPW)	7 a	0849			0926		0951					1052					
Gloucester (GCR)	7 a	0927					1028					1130					
Cheltenham Spa (CNM)	a	0943										1146					
Ashchurch for Tewkesbury (ASC)	a	0952										1155					
Worcester Shrub Hill (WOS)	7 a	1010										1212					
Worcester Foregate Street (WOF)	7 a	1016										1217					
Malvern Link (MVL)	a	1025										1226					
Great Malvern (GMV)	a	1028										1229					
Patchway (PWY)	a																
Severn Tunnel Jn (STJ)	a		0921														
Newport (South Wales) (NWP)	a		0932							1038						1131	
Cardiff Central (CDF)	7 a		0946							1052						1146	










NOTES (see introductory pages for explanation of train operator codes and standard symbols)

- a Arrival time
- d Departure time
- x Stops on request
- e Arrives 7 minutes earlier
- k Arrives 3 minutes earlier

- A From London Paddington, see table 125
- E From Plymouth to London Paddington, see table 135
- G From London Waterloo, see table 153

Portsmouth, Southampton, Salisbury, Weymouth and Yeovil to Westbury, Swindon, Bristol, Worcester and Cardiff

Mondays to Fridays

Operator	GW	GW	GW	GW	GW	SW	GW	GW	SW	GW	GW	GW	GW	GW	GW	SW	GW
Train ID	1C08	2V60	1A77	1C09	1F12	1040	1C10	2V92	1V23	1C11	1F14	1C12	2M17	2V64	1A81	1V27	1C13
Days of operation/Notes	A		E	A		F	A		H	A		A			J	H	A
1st Class/Reservations/Bus/Ferry	1R	R	1R	1R	R		1R	R		1R	R	1R		R	1R	H	1R
Catering facilities	☰		☰	☰			☰			☰		☰			☰		☰
Portsmouth Harbour (PMH) 	d				0923						1023						
Portsmouth & Southsea (PMS)	d				0927						1027						
Fratton (FTN)	d				0931						1031						
Cosham (CSA)	d				0939						1039						
Fareham (FRM)	d				0947						1047						
Southampton Central (SOU)	d				1011						1110						
Romsey (ROM)	d				1022						1122						
Salisbury (SAL)	d				1042			1112	1124		1142					1222	
Warminster (WMN)	d				1103			1133	1144		1203					1243	
Dilton Marsh (DMH)	d							1137x									
Weymouth (WEY)	d		0850													1111	
Upwey (UPW)	d		0855													1116	
Dorchester West (DCW)	d		0903													1125	
Maiden Newton (MDN)	d		0915													1139c	
Chetnole (CNO)	d		0923x													1146x	
Yetminster (YET)	d		0926x													1149x	
Thornford (THO)	d		0928x													1152x	
Yeovil Junction (YVJ)	d																
Yeovil Pen Mill (YVP)	d		0944m			1044										1201	
Castle Cary (CLC)	d		1006g	1027		1106g										1216	1226
Bruton (BRU)	d		1011			1111										1221	
Frome (FRO)	d		1023			1124										1233	
Westbury (WSB)	a		1032	1046		1111	1133		1142	1152		1211			1242	1247	1251
Westbury (WSB)	d		1037			1112			1143			1212	1217	1246			
Trowbridge (TRO)	d		1043			1118			1149			1218	1223	1253			
Melksham (MKM)	d													1233			
Chippenham (CPM)	d													1243			
Swindon (SWI)	a													1259			
Bradford-on-Avon (BOA)	d		1049			1124			1155			1224				1259	
Avoncliff (AVF)	d		1052						1158							1302	
Freshford (FFD)	d		1055						1201							1304	
Bath Spa (BTH) 	a		1105			1136			1211			1236				1315	
Bath Spa (BTH) 	d	1054	1107		1122	1138		1154	1212		1223	1238	1256			1316	1326
Oldfield Park (OLF)	d		1110						1215							1319	
Keynsham (KYN)	d		1117						1222							1326	
Bristol Temple Meads (BRI) 	a	1106	1127		1135	1150		1206	1230		1236	1251	1309			1335	1339
Lawrence Hill (LWH)	a																
Stapleton Road (SRD)	a																
Filton Abbey Wood (FIT)	a		1143			1204			1245			1306				1345	
Bristol Parkway (BPW) 	a		1148						1249							1350	
Gloucester (GCR) 	a		1226						1329							1430	
Cheltenham Spa (CNM)	a								1346								
Ashchurch for Tewkesbury (ASC)	a								1355								
Worcester Shrub Hill (WOS) 	a								1413								
Worcester Foregate Street (WOF) 	a								1416								
Malvern Link (MVL)	a																
Great Malvern (GMV)	a																
Patchway (PWY)	a																
Severn Tunnel Jn (STJ)	a																
Newport (South Wales) (NWP)	a					1231						1332					
Cardiff Central (CDF) 	a					1245						1349					


NOTES (see introductory pages for explanation of train operator codes and standard symbols)

- a Arrival time
- d Departure time
- x Stops on request
- c Arrives 4 minutes earlier
- g Arrives 9 minutes earlier
- m Arrives 8 minutes earlier

- A From London Paddington, see table 125
- E From Plymouth to London Paddington, see table 135
- F To London Waterloo, see table 153
- H From Basingstoke, see table 153
- J From Paignton to London Paddington, see table 135

Portsmouth, Southampton, Salisbury, Weymouth and Yeovil to Westbury, Swindon, Bristol, Worcester and Cardiff

Mondays to Fridays

Operator	GW	GW	GW	SW	GW	GW	GW	GW	GW	GW	GW	GW	GW	GW	GW	GW	SW
Train ID	1F16	1C14	2E65	1050	1C15	1F18	1C16	2M19	2D83	2V68	1A85	2A81	1C17	1F20	1C18	2E70	1056
Days of operation/Notes	A	A	A	F	A	A	A			A	K		A	A	L		F
1st Class/Reservations/Bus/Ferry	1	1	1	1	1	1	1			1	1		1	1	1		1
Catering facilities																	
Portsmouth Harbour (PMH) 	d 1123					1223								1323			
Portsmouth & Southsea (PMS)	d 1127					1227								1327			
Fratton (FTN)	d 1131					1231								1331			
Cosham (CSA)	d 1139					1239								1339			
Fareham (FRM)	d 1147					1248								1347			
Southampton Central (SOU)	d 1211					1311								1411			
Romsey (ROM)	d 1222					1322								1422			
Salisbury (SAL)	d 1242					1342								1441			
Warminster (WMN)	d 1303		1325			1403								1502		1530	
Dilton Marsh (DMH)	d		1329x													1534x	
Weymouth (WEY)	d									1311							
Upwey (UPW)	d									1316							
Dorchester West (DCW)	d									1325							
Maiden Newton (MDN)	d									1339c							
Chetnole (CNO)	d									1347x							
Yetminster (YET)	d									1350x							
Thornford (THO)	d									1352x							
Yeovil Junction (YVJ)	d			1317													1451
Yeovil Pen Mill (YVP)	d			1324						1402							1500c
Castle Cary (CLC)	d			1339						1416	1431						1514
Bruton (BRU)	d			1344						1421							1519
Frome (FRO)	d			1356						1434		1454					1531
Westbury (WSB)	a 1311		1336	1405		1411				1443	1450	1503		1510		1539	1540
Westbury (WSB)	d 1312		1340			1412		1416	1426	1444				1512		1542	
Trowbridge (TRO)	d 1318		1346			1418		1422	1432	1451				1518		1548	
Melksham (MKM)	d							1432									
Chippenham (CPM)	d							1442									
Swindon (SWI)	a							1501									
Bradford-on-Avon (BOA)	d 1324		1352			1424				1439	1457			1524		1554	
Avoncliff (AVF)	d		1355							1442	1500					1557	
Freshford (FFD)	d		1358							1445	1502					1600	
Bath Spa (BTH)	7 a 1336		1409			1436				1500	1513			1536		1611	
Bath Spa (BTH)	7 d 1338	1354	1410		1423	1438	1454			1502	1514		1524	1538	1554	1612	
Oldfield Park (OLF)	d		1413							1505	1517					1615	
Keynsham (KYN)	d		1420							1512	1524					1622	
Bristol Temple Meads (BRI)	10 a 1350	1406	1428		1435	1450	1508			1520	1532		1536	1551	1606	1630	
Lawrence Hill (LWH)	a									1533							
Stapleton Road (SRD)	a									1535							
Filton Abbey Wood (FIT)	a 1404		1446			1505				1547	1546			1605		1645	
Bristol Parkway (BPW)	7 a		1453							1550						1653	
Gloucester (GCR)	7 a		1532							1629						1733	
Cheltenham Spa (CNM)	a		1545													1747	
Ashchurch for Tewkesbury (ASC)	a		1554													1757	
Worcester Shrub Hill (WOS)	7 a		1613													1817	
Worcester Foregate Street (WOF)	7 a		1617													1823	
Malvern Link (MVL)	a		1626														
Great Malvern (GMV)	a		1629														
Patchway (PWY)	a																
Severn Tunnel Jn (STJ)	a																
Newport (South Wales) (NWP)	a 1434					1533								1631			
Cardiff Central (CDF)	7 a 1448					1550								1645			

NOTES (see introductory pages for explanation of train operator codes and standard symbols)

- a Arrival time
- d Departure time
- x Stops on request
- c Arrives 4 minutes earlier

- A From London Paddington, see table 125
- F To London Waterloo, see table 153
- K From Exeter St Davids to London Paddington, see table 135
- L From London Paddington to Weston-super-Mare, see table 125

Portsmouth, Southampton, Salisbury, Weymouth and Yeovil to Westbury, Swindon, Bristol, Worcester and Cardiff

Mondays to Fridays

Operator	Train ID	Days of operation/Notes	1st Class/Reservations/Bus/Ferry	Catering facilities	GW 1C19	GW 2H72	GW 1F22	GW 2H72	GW 1C20	GW 2M21	GW 2V72	GW 1A89	GW 1C21	GW 1F24	GW 1C22	GW 2E73	GW 1C24	GW 1F26	GW 2M23	GW 1C25	GW 2D92
					A				L			K	A		M		A			M	
					1				1			1	1		1		1			1	
					2				2			2	2		2		2			2	
Portsmouth Harbour (PMH)	d						1423							1523							1623
Portsmouth & Southsea (PMS)	d						1427							1527							1627
Fratton (FTN)	d						1431							1531							1631
Cosham (CSA)	d						1439							1538							1638
Fareham (FRM)	d						1447							1547							1647
Southampton Central (SOU)	d						1511							1609							1711
Romsey (ROM)	d						1522							1622							1722
Salisbury (SAL)	d						1543							1642							1742
Warminster (WMN)	d						1604							1703							1803
Dilton Marsh (DMH)	d															1730					1830
																1734x					1834x
Weymouth (WEY)	d										1455										
Upwey (UPW)	d										1500										
Dorchester West (DCW)	d										1508										
Maiden Newton (MDN)	d										1527g										
Chetnole (CNO)	d										1534x										
Yetminster (YET)	d										1537x										
Thornford (THO)	d										1540x										
Yeovil Junction (YVJ)	d																				
Yeovil Pen Mill (YVP)	d										1550										
Castle Cary (CLC)	d										1607c	1625									
Bruton (BRU)	d										1612										
Frome (FRO)	d										1624										
Westbury (WSB)	a						1612				1633	1644		1711		1739					1839
Westbury (WSB)	d						1613			1625	1640			1712		1745					1845
Trowbridge (TRO)	d						1619			1631	1646			1718		1751					1851
Melksham (MKM)	d									1641											1850
Chippenham (CPM)	d									1651											1904k
Swindon (SWI)	a									1708											1921
Bradford-on-Avon (BOA)	d						1625				1652			1724		1757					1857
Avoncliff (AVF)	d										1655					1800					1900
Freshford (FFD)	d										1658					1803					1903
Bath Spa (BTH)	7 a						1637				1708			1736		1817					1916
Bath Spa (BTH)	7 d	1623	1629	1638		1655					1710		1723	1738	1754	1818	1825	1838		1853	1917
Oldfield Park (OLF)	d										1713					1821					1920
Keynsham (KYN)	d										1720					1828					1927
Bristol Temple Meads (BRI)	10 a	1635	1645	1651	←	1707					1728		1735	1752	1805	1836	1840	1850		1905	1935
Lawrence Hill (LWH)	a						1703														1944
Stapleton Road (SRD)	a						1705														1946
Filton Abbey Wood (FIT)	a						1704	1713			1745			1804		1849					1952
Bristol Parkway (BPW)	7 a										1750					1854					1959
Gloucester (GCR)	7 a										1829					1932					
Cheltenham Spa (CNM)	a															1947					
Ashchurch for Tewkesbury (ASC)	a															1957					
Worcester Shrub Hill (WOS)	7 a															2015					
Worcester Foregate Street (WOF)	7 a															2026					
Malvern Link (MVL)	a															2037					
Great Malvern (GMV)	a															2040					
Patchway (PWY)	a																				
Severn Tunnel Jn (STJ)	a						1720							1821							1921
Newport (South Wales) (NWP)	a						1733							1832							1935
Cardiff Central (CDF)	7 a						1750							1846							1949

NOTES (see introductory pages for explanation of train operator codes and standard symbols)

- a Arrival time
- d Departure time
- x Stops on request
- c Arrives 4 minutes earlier
- g Arrives 9 minutes earlier
- k Arrives 3 minutes earlier

- A From London Paddington, see table 125
- K From Exeter St Davids to London Paddington, see table 135
- L From London Paddington to Weston-super-Mare, see table 125
- M From London Paddington to Taunton, see table 125

Portsmouth, Southampton, Salisbury, Weymouth and Yeovil to Westbury, Swindon, Bristol, Worcester and Cardiff

Mondays to Fridays

Operator	GW	GW	GW	GW	GW	GW	SW	GW	GW	GW	GW	GW	GW	GW	GW	GW	GW
Train ID	1A94	1C27	1F28	2V94	1C28	2D78	1L51	1C30	2G91	1F30	2A85	1C31	2V96	1A98	1C32	1F32	2A87
Days of operation/Notes	E	A			L		G	A				L		J	A		
1st Class/Reservations/Bus/Ferry	1	1	1	1	1	1	1	1	1	1	1	1	1	1	1	1	1
Catering facilities	☞	☞			☞		☞	☞				☞		☞	☞		
Portsmouth Harbour (PMH)	d		1723							1824							1923
Portsmouth & Southsea (PMS)	d		1727							1829							1929
Fratton (FTN)	d		1731							1833							1933
Cosham (CSA)	d		1739							1840							1940
Fareham (FRM)	d		1747							1849							1949
Southampton Central (SOU)	d		1810							1911							2011
Romsey (ROM)	d		1822							1923							2023
Salisbury (SAL)	d		1842							1942			2011				2042
Warminster (WMN)	d		1903							2003			2032				2103
Dilton Marsh (DMH)	d												2036x				
Weymouth (WEY)	d			1730													
Upwey (UPW)	d			1735													
Dorchester West (DCW)	d			1743													
Maiden Newton (MDN)	d			1755													
Chetnole (CNO)	d			1803x													
Yetminster (YET)	d			1806x													
Thornford (THO)	d			1808x													
Yeovil Junction (YVJ)	d						1917										
Yeovil Pen Mill (YVP)	d			1820c			1926										
Castle Cary (CLC)	d	1839		1844n			1940							2043			
Bruton (BRU)	d			1849			1945										
Frome (FRO)	d			1902			1957				2016						2106
Westbury (WSB)	a	1858	1911	1911			2006			2011	2026		2041	2101		2111	2116
Westbury (WSB)	d		1912	1918		1945			2006	2012			2042			2112	
Trowbridge (TRO)	d		1918	1924		1951			2012	2019			2048			2119	
Melksham (MKM)	d								2022								
Chippenham (CPM)	d								2032								
Swindon (SWI)	a								2050								
Bradford-on-Avon (BOA)	d		1924	1930		1957				2025			2054			2125	
Avoncliff (AVF)	d					2001							2057				
Freshford (FFD)	d					2004							2100				
Bath Spa (BTH)	a		1936	1942		2016				2037			2110			2137	
Bath Spa (BTH)	d	1926	1938	1943	1956	2018		2025		2038		2053	2112		2122	2138	
Oldfield Park (OLF)	d			1946		2021							2115				
Keynsham (KYN)	d			1953		2028							2122				
Bristol Temple Meads (BRI)	a	1939	1952	2001	2007	2036		2040		2050		2108	2132		2134	2151	
Lawrence Hill (LWH)	a																
Stapleton Road (SRD)	a																
Filton Abbey Wood (FIT)	a		2005			2049				2108						2204	
Bristol Parkway (BPW)	a					2056											
Gloucester (GCR)	a								2142								
Cheltenham Spa (CNM)	a								2205								
Ashchurch for Tewkesbury (ASC)	a																
Worcester Shrub Hill (WOS)	a																
Worcester Foregate Street (WOF)	a																
Malvern Link (MVL)	a																
Great Malvern (GMV)	a																
Patchway (PWY)	a																2209
Severn Tunnel Jn (STJ)	a		2021							2121							2219
Newport (South Wales) (NWP)	a		2032							2133							2238
Cardiff Central (CDF)	a		2046							2147							2258










NOTES (see introductory pages for explanation of train operator codes and standard symbols)

- a Arrival time
- d Departure time
- x Stops on request
- c Arrives 4 minutes earlier
- n Arrives 11 minutes earlier

- A From London Paddington, see table 125
- E From Plymouth to London Paddington, see table 135
- G From London Waterloo, see table 153
- J From Paignton to London Paddington, see table 135
- L From London Paddington to Weston-super-Mare, see table 125

Portsmouth, Southampton, Salisbury, Weymouth and Yeovil to Westbury, Swindon, Bristol, Worcester and Cardiff

Mondays to Fridays

Operator Train ID Days of operation/Notes 1st Class/Reservations/Bus/Ferry Catering facilities	GW	GW	GW	GW	GW	GW	SW	GW	GW	GW	GW
	1C33 L 1111 11	2V82 R 11	1C34 A 1111 11	1F34 FO 11	1F34 FX 11	2D98	1O58 11	1C36 N 1111 11	1C37 A 1111 11	2M95 P	1C38 A 1111 11
Portsmouth Harbour (PMH) 	d			2023	2023					2123	
Portsmouth & Southsea (PMS)	d			2027	2027					2127	
Fratton (FTN)	d			2031	2031					2131	
Cosham (CSA)	d										
Fareham (FRM)	d			2045	2045					2147	
Southampton Central (SOU)	d			2111	2111					2222	
Romsey (ROM)	d			2122	2122					2235	
Salisbury (SAL)	d			2142	2142					2300	
Warminster (WMN)	d			2203	2203	2228				2321	
Dilton Marsh (DMH)	d					2233x				2325x	
Weymouth (WEY)	d	2015									
Upwey (UPW)	d	2020									
Dorchester West (DCW)	d	2028									
Maiden Newton (MDN)	d	2040									
Chetnole (CNO)	d	2048x									
Yetminster (YET)	d	2051x									
Thornford (THO)	d	2053x									
Yeovil Junction (YVJ)	d						2145				
Yeovil Pen Mill (YVP)	d	2103					2152				
Castle Cary (CLC)	d	2117					2220h				
Bruton (BRU)	d	2122					2225				
Frome (FRO)	d	2134					2245j				
Westbury (WSB)	a	2144		2211	2211	2238	2255			2330	
Westbury (WSB)	d	2145		2212	2212	2242				2336	
Trowbridge (TRO)	d	2152		2218	2218	2248				2342	
Melksham (MKM)	d										
Chippenham (CPM)	d										
Swindon (SWI)	a										
Bradford-on-Avon (BOA)	d	2158		2224	2224	2254				2348	
Avoncliff (AVF)	d	2201				2257					
Freshford (FFD)	d	2204				2300					
Bath Spa (BTH) 	a	2214		2236	2236	2310				0001	
Bath Spa (BTH) 	d	2154	2216	2224	2238	2238	2312	2324	2357	0002	0103
Oldfield Park (OLF)	d		2219			2315					
Keynsham (KYN)	d		2226			2322					
Bristol Temple Meads (BRI) 	a	2206	2235	2239	2251	2251	2331	2335	0009	0015	0115
Lawrence Hill (LWH)	a										
Stapleton Road (SRD)	a										
Filton Abbey Wood (FIT)	a			2305	2305						
Bristol Parkway (BPW) 	a										
Gloucester (GCR) 	a										
Cheltenham Spa (CNM)	a										
Ashchurch for Tewkesbury (ASC)	a										
Worcester Shrub Hill (WOS) 	a										
Worcester Foregate Street (WOF) 	a										
Malvern Link (MVL)	a										
Great Malvern (GMV)	a										
Patchway (PWY)	a			2310	2310						
Severn Tunnel Jn (STJ)	a			2321	2321						
Newport (South Wales) (NWP)	a			2332	2338						
Cardiff Central (CDF) 	a			2346	2358						

NOTES (see introductory pages for explanation of train operator codes and standard symbols)

- a Arrival time
- d Departure time
- x Stops on request
- h Arrives 15 minutes earlier
- j Arrives 6 minutes earlier

- A From London Paddington, see table 125
- L From London Paddington to Weston-super-Mare, see table 125
- N From London Paddington to Plymouth, see table 125
- P Also calls at Eastleigh 2209 and Southampton Airport Parkway 2213

- FO Fridays only
- FX Not Fridays

Portsmouth, Southampton, Salisbury, Weymouth and Yeovil to Westbury, Swindon, Bristol, Worcester and Cardiff

Saturdays

Operator	GW	GW	GW	GW	GW	GW	GW	GW	SW	GW	GW	GW	GW	GW	GW	GW	GW
Train ID	2M95	1C38	2V52	1C02	2V54	1C03	2M11	1F06	1O26	1A71	1C04	2V85	2M13	2E57	1J74	1C05	1F08
Days of operation/Notes		A		A		A			B	C	A				C	A	
1st Class/Reservations/Bus/Ferry		11		11		11			1	1	11				11	11	
Catering facilities		11		11		11			1	1	11				11	11	
Portsmouth Harbour (PMH)	d							0608									0723
Portsmouth & Southsea (PMS)	d				0539			0612									0727
Fratton (FTN)	d				0544			0616									0731
Cosham (CSA)	d				0551			0624									0739
Fareham (FRM)	d				0600			0632									0747
Southampton Central (SOU)	d				0626			0657									0810
Romsey (ROM)	d				0638			0711									0821
Salisbury (SAL)	d		0605		0705			0730									0842
Warminster (WMN)	d		0626		0726			0751									0903
Dilton Marsh (DMH)	d		0630x		0730x			0755x									0907x
Weymouth (WEY)	d											0638					
Upwey (UPW)	d											0643					
Dorchester West (DCW)	d											0651					
Maiden Newton (MDN)	d											0704					
Chetnole (CNO)	d											0712x					
Yetminster (YET)	d											0716x					
Thornford (THO)	d											0719x					
Yeovil Junction (YVJ)	d																
Yeovil Pen Mill (YVP)	d											0729g					
Castle Cary (CLC)	d								0736	0749		0754k			0845		
Bruton (BRU)	d								0741			0759					
Frome (FRO)	d								0754			0811			0900		
Westbury (WSB)	a		0636		0735			0800	0803	0808		0820			0909		0913
Westbury (WSB)	d		0638		0738		0744	0805				0825	0834	0840			0915
Trowbridge (TRO)	d		0644		0744		0750	0812				0831	0840	0846			0921
Melksham (MKM)	d						0800						0850				
Chippenham (CPM)	d						0810						0905e				
Swindon (SWI)	a						0826						0923				
Bradford-on-Avon (BOA)	d		0650		0750			0818				0838		0852			0927
Avoncliff (AVF)	d		0653		0753							0841		0855			
Freshford (FFD)	d		0656		0756			0822				0844		0858			
Bath Spa (BTH)	7 a		0706		0806			0833				0858		0909			0938
Bath Spa (BTH)	7 d	0002	0103	0708	0751	0808	0823	0834			0854	0901		0910		0924	0941
Oldfield Park (OLF)	d			0711	0811							0904		0913			
Keynsham (KYN)	d			0718	0818							0911		0920			
Bristol Temple Meads (BRI)	10 a	0015	0115	0728	0803	0827	0835	0847			0906	0920		0928		0936	0953
Lawrence Hill (LWH)	a																
Stapleton Road (SRD)	a																
Filton Abbey Wood (FIT)	a		0746		0845			0904						0945			1004
Bristol Parkway (BPW)	7 a		0750		0849									0949			
Gloucester (GCR)	7 a		0830		0929									1028			
Cheltenham Spa (CNM)	a				0946												
Ashchurch for Tewkesbury (ASC)	a				0955												
Worcester Shrub Hill (WOS)	7 a				1012												
Worcester Foregate Street (WOF)	7 a				1020												
Malvern Link (MVL)	a																
Great Malvern (GMV)	a																
Patchway (PWY)	a																
Severn Tunnel Jn (STJ)	a																
Newport (South Wales) (NWP)	a							0931									1031
Cardiff Central (CDF)	7 a							0945									1045


NOTES (see introductory pages for explanation of train operator codes and standard symbols)

- a Arrival time
- d Departure time
- x Stops on request
- e Arrives 6 minutes earlier
- g Arrives 3 minutes earlier
- k Arrives 12 minutes earlier

- A From London Paddington, see table 125
- B To London Waterloo, see table 153
- C From Plymouth to London Paddington, see table 135

Portsmouth, Southampton, Salisbury, Weymouth and Yeovil to Westbury, Swindon, Bristol, Worcester and Cardiff

Saturdays

Operator	GW	GW	GW	GW	GW	GW	GW	GW	SW	GW	GW	SW	GW	GW	GW	GW	GW
Train ID	1C06	2E59	1C07	2M15	1F10	1C08	2V60	1A77	1V19	1C09	1F12	1O40	1C10	2V94	1C11	2M17	1F14
Days of operation/Notes	D		A			A		E	F	A		B	G		A		
1st Class/Reservations/Bus/Ferry	1		1			1		1		1			1		1		
Catering facilities	☰		☰			☰		☰		☰			☰		☰		
Portsmouth Harbour (PMH) 	d				0823						0923						1023
Portsmouth & Southsea (PMS)	d				0827						0927						1027
Fratton (FTN)	d				0831						0931						1031
Cosham (CSA)	d				0839						0939						1039
Fareham (FRM)	d				0847						0947						1047
Southampton Central (SOU)	d				0910						1010						1110
Romsey (ROM)	d				0921						1021						1121
Salisbury (SAL)	d				0942				1026		1040			1113			1141
Warminster (WMN)	d				1003				1046		1101			1134			1202
Dilton Marsh (DMH)	d										1105x						
Weymouth (WEY)	d						0846										
Upwey (UPW)	d						0851										
Dorchester West (DCW)	d						0859										
Maiden Newton (MDN)	d						0912										
Chetnole (CNO)	d						0920x										
Yetminster (YET)	d						0924x										
Thornford (THO)	d						0927x										
Yeovil Junction (YVJ)	d																
Yeovil Pen Mill (YVP)	d						0936										
Castle Cary (CLC)	d						0950	1029									
Bruton (BRU)	d						0955										
Frome (FRO)	d						1012h					1130					
Westbury (WSB)	a				1011		1023	1048	1054		1111	1139		1142			1210
Westbury (WSB)	d	0940		1007	1012		1040				1112			1143		1205	1212
Trowbridge (TRO)	d	0946		1013	1018		1046				1118			1150		1211	1218
Melksham (MKM)	d			1023												1221	
Chippenham (CPM)	d			1038e												1237f	
Swindon (SWI)	a			1054												1255	
Bradford-on-Avon (BOA)	d	0952			1024		1052				1124			1156			1224
Avoncliff (AVF)	d	0955					1055							1159			
Freshford (FFD)	d	0958					1058							1201			
Bath Spa (BTH)	7 a	1009			1036		1109				1136			1212			1236
Bath Spa (BTH)	7 d	0955	1010	1023	1038	1055	1110			1123	1138		1155	1213	1223		1240
Oldfield Park (OLF)	d		1013				1113							1216			
Keynsham (KYN)	d		1020				1120							1223			
Bristol Temple Meads (BRI)	10 a	1007	1028	1035	1050	1107	1128			1135	1151		1209	1231	1235		1252
Lawrence Hill (LWH)	a																
Stapleton Road (SRD)	a																
Filton Abbey Wood (FIT)	a	1046			1104		1146				1204			1246			1304
Bristol Parkway (BPW)	7 a	1050					1150							1250			
Gloucester (GCR)	7 a	1129					1230							1329			
Cheltenham Spa (CNM)	a	1147												1347			
Ashchurch for Tewkesbury (ASC)	a	1156												1356			
Worcester Shrub Hill (WOS)	7 a	1212												1412			
Worcester Foregate Street (WOF)	7 a	1217												1417			
Malvern Link (MVL)	a																
Great Malvern (GMV)	a																
Patchway (PWY)	a																
Severn Tunnel Jn (STJ)	a																
Newport (South Wales) (NWP)	a				1131						1231						1330
Cardiff Central (CDF)	7 a				1145						1245						1345

NOTES (see introductory pages for explanation of train operator codes and standard symbols)

- a Arrival time
- d Departure time
- x Stops on request
- e Arrives 6 minutes earlier
- f Arrives 7 minutes earlier
- h Arrives 5 minutes earlier

- A From London Paddington, see table 125
- B To London Waterloo, see table 153
- D From London Paddington to Taunton, see table 125
- E From Paignton to London Paddington, see table 135
- F From London Waterloo to Frome, see table 153
- G From London Paddington to Weston-super-Mare, see table 125

Portsmouth, Southampton, Salisbury, Weymouth and Yeovil to Westbury, Swindon, Bristol, Worcester and Cardiff

Saturdays

Operator	GW	GW	GW	GW	GW	GW	GW	GW	GW	GW	GW	GW	GW	GW	GW	GW	GW
Train ID	1C12	2V64	1A81	1C13	1F16	1C14	2E67	1C15	2M19	1F18	1C16	2V68	1A85	1C17	2M20	1F20	1C18
Days of operation/Notes	G	G	H	A	G	G		A		G	G	G	H	A		G	G
1st Class/Reservations/Bus/Ferry	1	1	1	1	1	1		1		1	1	1	1	1		1	1
Catering facilities	☞	☞	☞	☞	☞	☞		☞		☞	☞	☞	☞	☞		☞	☞
Portsmouth Harbour (PMH)	d				1123					1223							1323
Portsmouth & Southsea (PMS)	d				1127					1227							1327
Fratton (FTN)	d				1131					1231							1331
Cosham (CSA)	d				1139					1239							1339
Fareham (FRM)	d				1147					1247							1347
Southampton Central (SOU)	d				1210					1310							1410
Romsey (ROM)	d				1221					1321							1421
Salisbury (SAL)	d				1240					1342							1440
Warminster (WMN)	d				1303					1403							1501
Dilton Marsh (DMH)	d				1307x												1505x
Weymouth (WEY)	d	1110										1310					
Upwey (UPW)	d	1115										1315					
Dorchester West (DCW)	d	1124										1323					
Maiden Newton (MDN)	d	1137										1336					
Chetnole (CNO)	d	1145x										1344x					
Yetminster (YET)	d	1148x										1348x					
Thornford (THO)	d	1151x										1351x					
Yeovil Junction (YVJ)	d																
Yeovil Pen Mill (YVP)	d	1200										1400					
Castle Cary (CLC)	d	1214	1228									1414	1427				
Bruton (BRU)	d	1220										1419					
Frome (FRO)	d	1232										1431					
Westbury (WSB)	a	1241	1248		1312					1411		1440	1446				1511
Westbury (WSB)	d	1242			1313		1340		1405	1412		1441				1506	1512
Trowbridge (TRO)	d	1248			1320		1346		1411	1418		1448				1512	1518
Melksham (MKM)	d								1423g							1522	
Chippenham (CPM)	d								1438c							1532	
Swindon (SWI)	a								1454							1548	
Bradford-on-Avon (BOA)	d	1254			1326			1352		1424		1454					1524
Avoncliff (AVF)	d	1257						1355				1457					
Freshford (FFD)	d	1300						1358				1459					
Bath Spa (BTH)	7 a	1310			1337			1409		1436		1510					1536
Bath Spa (BTH)	7 d	1254	1311		1323	1339	1354	1410	1423	1438	1455	1511		1523		1538	1554
Oldfield Park (OLF)	d		1314					1413				1514					
Keynsham (KYN)	d		1321					1420				1521					
Bristol Temple Meads (BRI)	10 a	1306	1329		1335	1352	1406	1428	1435	1451	1509	1529		1535		1550	1606
Lawrence Hill (LWH)	a																
Stapleton Road (SRD)	a																
Filton Abbey Wood (FIT)	a		1346		1404			1446		1504		1546					1604
Bristol Parkway (BPW)	7 a		1350					1450				1550					
Gloucester (GCR)	7 a		1430					1529				1630					
Cheltenham Spa (CNM)	a							1547									
Ashchurch for Tewkesbury (ASC)	a							1556									
Worcester Shrub Hill (WOS)	7 a							1612									
Worcester Foregate Street (WOF)	7 a							1616									
Malvern Link (MVL)	a																
Great Malvern (GMV)	a																
Patchway (PWY)	a																
Severn Tunnel Jn (STJ)	a																
Newport (South Wales) (NWP)	a				1430					1531							1631
Cardiff Central (CDF)	7 a				1445					1545							1645

NOTES (see introductory pages for explanation of train operator codes and standard symbols)

- a Arrival time
- d Departure time
- x Stops on request
- c Arrives 4 minutes earlier
- g Arrives 3 minutes earlier

- A From London Paddington, see table 125
- G From London Paddington to Weston-super-Mare, see table 125
- H From Exeter St Davids to London Paddington, see table 135

Portsmouth, Southampton, Salisbury, Weymouth and Yeovil to Westbury, Swindon, Bristol, Worcester and Cardiff

Saturdays

Operator Train ID Days of operation/Notes 1st Class/Reservations/Bus/Ferry Catering facilities	GW 2E71	GW 1C19 A A A	GW 1F22 A A	GW 1C20 G A A	GW 2M21	GW 2V72 A A	GW 1A89 E A A	GW 1C21 A A A	GW 1F24 A A	GW 1C22 D A A	GW 2E75 A A	GW 1C24 A A A	GW 1F26 A A	GW 1C25 G A A	GW 2M23	GW 2E77	GW 1C27 A A A	
Portsmouth Harbour (PMH)	d		1423						1523				1623					
Portsmouth & Southsea (PMS)	d		1427						1527				1627					
Fratton (FTN)	d		1431						1531				1631					
Cosham (CSA)	d		1439						1539				1639					
Fareham (FRM)	d		1447						1547				1647					
Southampton Central (SOU)	d		1510						1610				1710					
Romsey (ROM)	d		1522						1621				1721					
Salisbury (SAL)	d		1541						1642				1742					
Warminster (WMN)	d		1602						1703		1730		1803					
Dilton Marsh (DMH)	d										1734x							
Weymouth (WEY)	d					1455												
Upwey (UPW)	d					1500												
Dorchester West (DCW)	d					1508												
Maiden Newton (MDN)	d					1521												
Chetnole (CNO)	d					1529x												
Yetminster (YET)	d					1533x												
Thornford (THO)	d					1536x												
Yeovil Junction (YVJ)	d																	
Yeovil Pen Mill (YVP)	d					1544												
Castle Cary (CLC)	d					1606j	1627											
Bruton (BRU)	d					1612												
Frome (FRO)	d					1624												
Westbury (WSB)	a		1610			1634	1646		1711		1739		1811					
Westbury (WSB)	d	1540	1612		1636	1640			1712		1741		1812		1835	1840		
Trowbridge (TRO)	d	1546	1618		1642	1647			1718		1747		1818		1841	1846		
Melksham (MKM)	d				1652										1851			
Chippenham (CPM)	d				1708f										1905h			
Swindon (SWI)	a				1725										1924			
Bradford-on-Avon (BOA)	d	1552	1624			1653			1724		1753		1824				1852	
Avoncliff (AVF)	d	1555				1656					1756						1855	
Freshford (FFD)	d	1558				1659					1759						1858	
Bath Spa (BTH)	7 a	1609	1636			1709			1736		1810		1836				1909	
Bath Spa (BTH)	7 d	1610	1623	1638	1654	1710		1723	1738	1753	1811	1823	1838	1857			1910	1923
Oldfield Park (OLF)	d	1613				1713					1814						1913	
Keynsham (KYN)	d	1620				1720					1821						1920	
Bristol Temple Meads (BRI)	10 a	1628	1635	1650	1706	1728		1735	1751	1805	1829	1835	1851	1909			1928	1935
Lawrence Hill (LWH)	a																	
Stapleton Road (SRD)	a																	
Filton Abbey Wood (FIT)	a	1646	1704			1745			1804		1846		1904				1946	
Bristol Parkway (BPW)	7 a	1650				1750					1850						1950	
Gloucester (GCR)	7 a	1728				1829					1928						2029	
Cheltenham Spa (CNM)	a	1747									1949						2045	
Ashchurch for Tewkesbury (ASC)	a	1756									1958							
Worcester Shrub Hill (WOS)	7 a	1813									2014							
Worcester Foregate Street (WOF)	7 a	1819									2020							
Malvern Link (MVL)	a										2029							
Great Malvern (GMV)	a										2032							
Patchway (PWY)	a																	
Severn Tunnel Jn (STJ)	a		1720						1820				1920					
Newport (South Wales) (NWP)	a		1732						1832				1932					
Cardiff Central (CDF)	7 a		1746						1846				1947					

NOTES (see introductory pages for explanation of train operator codes and standard symbols)

- a Arrival time
- d Departure time
- x Stops on request
- f Arrives 7 minutes earlier
- h Arrives 5 minutes earlier
- j Arrives 9 minutes earlier

- A From London Paddington, see table 125
- D From London Paddington to Taunton, see table 125
- E From Paignton to London Paddington, see table 135
- G From London Paddington to Weston-super-Mare, see table 125

Portsmouth, Southampton, Salisbury, Weymouth and Yeovil to Westbury, Swindon, Bristol, Worcester and Cardiff

Saturdays










Operator	GW	GW	GW	GW	GW	SW	GW	GW	GW	GW	GW	GW	GW	GW	GW	GW	GW
Train ID	2V96	1A94	1F28	1C28	2C94	1V55	1C30	1F30	1A96	1C31	2C96	2A87	1C32	1F32	1C33	2V98	1F34
Days of operation/Notes	1	1	1	1		1	1	1	1	1			1	1	1	1	1
1st Class/Reservations/Bus/Ferry	1	1	1	1		1	1	1	1	1			1	1	1	1	1
Catering facilities																	
Portsmouth Harbour (PMH)	d		1723					1823						1923			2023
Portsmouth & Southsea (PMS)	d		1727					1827						1927			2027
Fratton (FTN)	d		1731					1831						1931			2031
Cosham (CSA)	d		1739					1839						1939			
Fareham (FRM)	d		1747					1847						1947			2047
Southampton Central (SOU)	d		1810					1910						2010			2112
Romsey (ROM)	d		1821					1921						2021			2123
Salisbury (SAL)	d		1841			1927		1942						2041			2142
Warminster (WMN)	d		1902			1946		2003						2102			2203
Dilton Marsh (DMH)	d		1906x														2207x
Weymouth (WEY)	d	1728															2020
Upwey (UPW)	d	1733															2025
Dorchester West (DCW)	d	1741															2033
Maiden Newton (MDN)	d	1754															2046
Chetnole (CNO)	d	1802x															2054x
Yetminster (YET)	d	1806x															2058x
Thornford (THO)	d	1809x															2101x
Yeovil Junction (YVJ)	d																
Yeovil Pen Mill (YVP)	d	1819g															2110
Castle Cary (CLC)	d	1834	1846						2005								2124
Bruton (BRU)	d	1839															2129
Frome (FRO)	d	1851									2052						2142
Westbury (WSB)	a	1901	1907	1911		1954		2011	2024			2102		2110		2151	2213
Westbury (WSB)	d	1902		1912		1942		2012			2042			2112		2157	2214
Trowbridge (TRO)	d	1908		1919		1948		2018			2048			2118		2203	2220
Melksham (MKM)	d																
Chippenham (CPM)	d																
Swindon (SWI)	a																
Bradford-on-Avon (BOA)	d	1914		1925		1954		2024			2054			2124		2209	2226
Avoncliff (AVF)	d					1957					2057					2212	
Freshford (FFD)	d					2000					2100					2215	
Bath Spa (BTH)	7 a	1926		1936		2010		2036			2111			2136		2225	2238
Bath Spa (BTH)	7 d	1928		1939	1956	2012		2022	2040	2053	2112		2122	2138	2153	2227	2240
Oldfield Park (OLF)	d	1931				2015					2115					2230	
Keynsham (KYN)	d	1938				2022					2122					2237	
Bristol Temple Meads (BRI)	10 a	1947		1951	2008	2032		2037	2052		2105	2130		2134	2151	2205	2246
Lawrence Hill (LWH)	a																
Stapleton Road (SRD)	a																
Filton Abbey Wood (FIT)	a			2005				2104						2208			2304
Bristol Parkway (BPW)	7 a																
Gloucester (GCR)	7 a																
Cheltenham Spa (CNM)	a																
Ashchurch for Tewkesbury (ASC)	a																
Worcester Shrub Hill (WOS)	7 a																
Worcester Foregate Street (WOF)	7 a																
Malvern Link (MVL)	a																
Great Malvern (GMV)	a																
Patchway (PWY)	a													2213			2308
Severn Tunnel Jn (STJ)	a			2020				2120						2224			2319
Newport (South Wales) (NWP)	a			2031				2131						2237			2337
Cardiff Central (CDF)	7 a			2045				2145						2257			2357

NOTES (see introductory pages for explanation of train operator codes and standard symbols)

- a Arrival time
- d Departure time
- x Stops on request
- g Arrives 3 minutes earlier
- A From London Paddington, see table 125
- C From Plymouth to London Paddington, see table 135
- D From London Paddington to Taunton, see table 125
- J From London Waterloo, see table 153
- K From Penzance to London Paddington, see table 135
- L From London Paddington to Exeter St Davids, see table 125

Portsmouth, Southampton, Salisbury, Weymouth and Yeovil to Westbury, Swindon, Bristol, Worcester and Cardiff

Saturdays

Operator Train ID Days of operation/Notes 1st Class/Reservations/Bus/Ferry Catering facilities	GW 1C35 A A	GW 2C98	GW 2M95 M	GW 1C37 A A	GW 1C38 SUM A
Portsmouth Harbour (PMH) 	d		2123		
Portsmouth & Southsea (PMS)	d		2127		
Fratton (FTN)	d		2131		
Cosham (CSA)	d				
Fareham (FRM)	d		2146		
Southampton Central (SOU)	d		2224		
Romsey (ROM)	d		2236		
Salisbury (SAL)	d		2258		
Warminster (WMN)	d		2319		
Dilton Marsh (DMH)	d		2323x		
Weymouth (WEY)	d				
Upwey (UPW)	d				
Dorchester West (DCW)	d				
Maiden Newton (MDN)	d				
Chetnole (CNO)	d				
Yetminster (YET)	d				
Thornford (THO)	d				
Yeovil Junction (YVJ)	d				
Yeovil Pen Mill (YVP)	d				
Castle Cary (CLC)	d				
Bruton (BRU)	d				
Frome (FRO)	d				
Westbury (WSB)	a		2331		
Westbury (WSB)	d	2241			
Trowbridge (TRO)	d	2247			
Melksham (MKM)	d				
Chippenham (CPM)	d				
Swindon (SWI)	a				
Bradford-on-Avon (BOA)	d	2253			
Avoncliff (AVF)	d	2256			
Freshford (FFD)	d	2259			
Bath Spa (BTH)	 a		2310		
Bath Spa (BTH)	 d	2253	2311	2351	0103
Oldfield Park (OLF)	d		2314		
Keynsham (KYN)	d		2321		
Bristol Temple Meads (BRI)	 a	2305	2330	0003	0115
Lawrence Hill (LWH)	a				
Stapleton Road (SRD)	a				
Filton Abbey Wood (FIT)	a				
Bristol Parkway (BPW)	 a				
Gloucester (GCR)	 a				
Cheltenham Spa (CNM)	a				
Ashchurch for Tewkesbury (ASC)	a				
Worcester Shrub Hill (WOS)	 a				
Worcester Foregate Street (WOF)	 a				
Malvern Link (MVL)	a				
Great Malvern (GMV)	a				
Patchway (PWY)	a				
Severn Tunnel Jn (STJ)	a				
Newport (South Wales) (NWP)	a				
Cardiff Central (CDF)	 a				

NOTES (see introductory pages for explanation of train operator codes and standard symbols)

a Arrival time
d Departure time
x Stops on request

A From London Paddington, see table 125
M Also calls at Eastleigh 2209 and Southampton Airport Parkway 2213

SUM Sunday mornings

Portsmouth, Southampton, Salisbury, Weymouth and Yeovil to Westbury, Swindon, Bristol, Worcester and Cardiff

Sundays

Operator Train ID Days of operation/Notes 1st Class/Reservations/Bus/Ferry Catering facilities	GW	GW	GW	GW	GW	GW	GW	GW	GW	SW	GW	GW	GW	GW	GW	GW	GW	GW
	1C38 A	2M05	2B06	1C05 B	1F10 C	1V76 D	1A77 E	1F10 C	1V76 D	1O36 F	1A78 G	2M07	1C07 H	1C09	1F12	1C10 H	2C92	1F14
Portsmouth Harbour (PMH)	d																	0908
Portsmouth & Southsea (PMS)	d																	0913
Fratton (FTN)	d																	0917
Cosham (CSA)	d																	0925
Fareham (FRM)	d																	0933
Southampton Central (SOU)	d																	0957
Romsey (ROM)	d																	1008
Salisbury (SAL)	d																	1027
Warminster (WMN)	d		0811															1048
Dilton Marsh (DMH)	d		0815x															1052x
Weymouth (WEY)	d					0801												
Upwey (UPW)	d					0806												
Dorchester West (DCW)	d					0814												
Maiden Newton (MDN)	d					0827												
Chetnole (CNO)	d					0835x												
Yetminster (YET)	d					0839x												
Thornford (THO)	d					0842x												
Yeovil Junction (YVJ)	d									0946								
Yeovil Pen Mill (YVP)	d					0851				0953								
Castle Cary (CLC)	d					0905	0918			1007	1020							
Bruton (BRU)	d					0910				1012								
Frome (FRO)	d				0922	0922				1024							1125	
Westbury (WSB)	a		0819		0931	0931	0936	←	←	1033	1038				1058	1134	1157	
Westbury (WSB)	d		0820	0845	0941	0941		0941	0941			1044			1102	1136	1202	
Trowbridge (TRO)	d		0827	0851	←	←		0947	0947			1049			1108	1142	1208	
Melksham (MKM)	d		0837									1100						
Chippenham (CPM)	d		0847									1111						
Swindon (SWI)	a		0903									1128						
Bradford-on-Avon (BOA)	d			0857					0953	0953					1114	1148	1214	
Avoncliff (AVF)	d			0901					0956	0956							1152	
Freshford (FFD)	d			0904					0959	0959							1155	
Bath Spa (BTH)	7 a			0914					1010	1010							1205	1226
Bath Spa (BTH)	7 d	0103		0916	0934				1011	1011			1031	1123	1128	1150	1207	1228
Oldfield Park (OLF)	d			0919					1013	1014					1131		1210	1231
Keynsham (KYN)	d			0926					1021	1021					1138		1217	1238
Bristol Temple Meads (BRI)	10 a	0115		0934	0945				1031	1031			1043	1136	1147	1202	1225	1246
Lawrence Hill (LWH)	a																	
Stapleton Road (SRD)	a																	
Filton Abbey Wood (FIT)	a			0947					1047	1047					1203			1303
Bristol Parkway (BPW)	7 a																	
Gloucester (GCR)	7 a																	
Cheltenham Spa (CNM)	a																	
Ashchurch for Tewkesbury (ASC)	a																	
Worcester Shrub Hill (WOS)	7 a																	
Worcester Foregate Street (WOF)	7 a																	
Malvern Link (MVL)	a																	
Great Malvern (GMV)	a																	
Patchway (PWY)	a																	
Severn Tunnel Jn (STJ)	a																	
Newport (South Wales) (NWP)	a			1010					1109	1109					1227			1326
Cardiff Central (CDF)	7 a			1024					1124	1124					1241			1340

NOTES (see introductory pages for explanation of train operator codes and standard symbols)

- a Arrival time
- d Departure time
- x Stops on request

- A From London Paddington, see table 125
- B From London Paddington to Exeter St Davids, see table 125
- C Runs until 26 March
- D Runs from 2 April
- E From Exeter St Davids to London Paddington, see table 135
- F To London Waterloo, see table 153
- G From Plymouth to London Paddington, see table 135
- H From London Paddington to Weston-super-Mare, see table 125

Portsmouth, Southampton, Salisbury, Weymouth and Yeovil to Westbury, Swindon, Bristol, Worcester and Cardiff

Sundays

Operator	GW	GW	GW	GW	GW	GW	GW	GW	GW	GW	GW	GW	GW	GW	GW	GW	GW	GW
Train ID	1A81	2V79	1C12	1F16	1C14	1F18	2M11	1A84	1C16	1F20	1C18	2V83	1C19	1F24	1A88	1C20	2C96	1C21
Days of operation/Notes	J		A		H			E	A		K		A		J	K		A
1st Class/Reservations/Bus/Ferry	11		11		11			11	11		11		11		11	11		11
Catering facilities	☞		☞		☞			☞	☞		☞		☞		☞	☞		☞
Portsmouth Harbour (PMH)	d			1108		1208				1308				1408				
Portsmouth & Southsea (PMS)	d			1113		1213				1313				1413				
Fratton (FTN)	d			1117		1217				1317				1417				
Cosham (CSA)	d			1125		1225				1325				1425				
Fareham (FRM)	d			1133		1233				1333				1433				
Southampton Central (SOU)	d			1157		1257				1357				1457				
Romsey (ROM)	d			1208		1308				1408				1508				
Salisbury (SAL)	d			1227		1327				1427				1527				
Warminster (WMN)	d			1248		1348				1448				1548				
Dilton Marsh (DMH)	d			1252x						1452x				1552x				
Weymouth (WEY)	d		1101									1410						
Upwey (UPW)	d		1106									1415						
Dorchester West (DCW)	d		1115									1423						
Maiden Newton (MDN)	d		1129e									1436						
Chetnole (CNO)	d		1138x									1444x						
Yetminster (YET)	d		1141x									1448x						
Thornford (THO)	d		1144x									1451x						
Yeovil Junction (YVJ)	d																	
Yeovil Pen Mill (YVP)	d		1152									1501e						
Castle Cary (CLC)	d	1210	1215f					1417				1515			1618			
Bruton (BRU)	d		1220									1521						
Frome (FRO)	d		1232				1421					1533						
Westbury (WSB)	a	1229	1241		1258		1356	1430	1435		1458		1542		1558	1635		
Westbury (WSB)	d		1245		1302		1401	1440		1502		1543		1602			1640	
Trowbridge (TRO)	d		1252		1308		1407	1446		1508		1549		1608			1646	
Melksham (MKM)	d		1301					1456										
Chippenham (CPM)	d		1311					1506										
Swindon (SWI)	a		1328					1523										
Bradford-on-Avon (BOA)	d			1314		1413				1514		1555		1614			1652	
Avoncliff (AVF)	d					1416						1558					1655	
Freshford (FFD)	d					1419						1601					1658	
Bath Spa (BTH)	a			1326		1429				1526		1611		1626			1709	
Bath Spa (BTH)	d		1250	1328	1350	1430			1450	1528	1550	1612	1620	1627		1650	1710	1720
Oldfield Park (OLF)	d			1331		1433				1531		1615					1713	
Keynsham (KYN)	d			1338		1440				1538		1622					1720	
Bristol Temple Meads (BRI)	a		1303	1346	1402	1448			1502	1546	1602	1630	1634	1640		1702	1728	1736
Lawrence Hill (LWH)	a																	
Stapleton Road (SRD)	a																	
Filton Abbey Wood (FIT)	a			1403		1503				1603				1703				
Bristol Parkway (BPW)	a																	
Gloucester (GCR)	a																	
Cheltenham Spa (CNM)	a																	
Ashchurch for Tewkesbury (ASC)	a																	
Worcester Shrub Hill (WOS)	a																	
Worcester Foregate Street (WOF)	a																	
Malvern Link (MVL)	a																	
Great Malvern (GMV)	a																	
Patchway (PWY)	a																	
Severn Tunnel Jn (STJ)	a																	
Newport (South Wales) (NWP)	a			1425		1530				1627				1730				
Cardiff Central (CDF)	a			1440		1545				1641				1744				

NOTES (see introductory pages for explanation of train operator codes and standard symbols)

- a Arrival time
- d Departure time
- x Stops on request
- e Arrives 3 minutes earlier
- f Arrives 10 minutes earlier

- A From London Paddington, see table 125
- E From Exeter St Davids to London Paddington, see table 135
- H From London Paddington to Weston-super-Mare, see table 125
- J From Paignton to London Paddington, see table 135
- K From London Paddington to Taunton, see table 125

Portsmouth, Southampton, Salisbury, Weymouth and Yeovil to Westbury, Swindon, Bristol, Worcester and Cardiff

Sundays

Operator	GW	GW	GW	GW	GW	GW	GW	GW	GW	GW	GW	GW	GW	GW	GW	GW	GW	GW
Train ID	2M13	1F26	1C22	2V86	1C23	1F28	2M15	1A92	1C24	1C25	1F30	1C26	2V93	1C27	1F32	1C28	2M17	1V98
Days of operation/Notes		☐	☐☐	☐	☐☐	☐		☐☐	☐☐	☐☐	☐	☐☐	☐	☐☐	☐	☐☐		☐
1st Class/Reservations/Bus/Ferry																		
Catering facilities			☐		☐			☐	☐	☐		☐		☐		☐		☐
Portsmouth Harbour (PMH)	d	1508				1608					1708				1808			
Portsmouth & Southsea (PMS)	d	1513				1613					1713				1813			
Fratton (FTN)	d	1517				1617					1717				1817			
Cosham (CSA)	d	1525				1625					1725				1825			
Fareham (FRM)	d	1533				1633					1733				1833			
Southampton Central (SOU)	d	1557				1657					1757				1857			
Romsey (ROM)	d	1608				1708					1808				1908			
Salisbury (SAL)	d	1627				1727					1828				1927			1959
Warminster (WMN)	d	1648				1749					1849				1949			2020
Dilton Marsh (DMH)	d	1652x																2024x
Weymouth (WEY)	d			1610									1753					
Upwey (UPW)	d			1615									1758					
Dorchester West (DCW)	d			1623									1806					
Maiden Newton (MDN)	d			1635									1818					
Chetnole (CNO)	d			1643x									1826x					
Yetminster (YET)	d			1646x									1829x					
Thornford (THO)	d			1648x									1831x					
Yeovil Junction (YVJ)	d																	
Yeovil Pen Mill (YVP)	d			1658									1847g					
Castle Cary (CLC)	d			1712				1822					1907h					
Bruton (BRU)	d			1718									1912					
Frome (FRO)	d	1643		1730		1824							1924					
Westbury (WSB)	a	1651	1658	1739		1757	1833	1841			1857		1934		2000			2029
Westbury (WSB)	d	1652	1702	1740		1805	1835				1902		1940		2002		2024	2030
Trowbridge (TRO)	d	1658	1708	1746		1811	1841				1908		1946		2008		2030	2037
Melksham (MKM)	d	1708					1851										2040	
Chippenham (CPM)	d	1718					1901										2050	
Swindon (SWI)	a	1734					1917										2106	
Bradford-on-Avon (BOA)	d		1714		1752		1817				1914		1952		2014			2043
Avoncliff (AVF)	d				1756								1955					2046
Freshford (FFD)	d				1759								1958					2048
Bath Spa (BTH)	7 a		1726		1809		1830				1926		2009		2026			2059
Bath Spa (BTH)	7 d		1728	1750	1811	1820	1832		1846	1919	1928	1946	2010	2020	2028	2046		2100
Oldfield Park (OLF)	d		1731		1814								2013					2103
Keynsham (KYN)	d		1738		1821								2020					2110
Bristol Temple Meads (BRI)	10 a		1746	1804	1829	1833	1845		1859	1932	1940	1958	2029	2032	2040	2102		2118
Lawrence Hill (LWH)	a																	
Stapleton Road (SRD)	a																	
Filton Abbey Wood (FIT)	a		1803				1902				1952				2052			
Bristol Parkway (BPW)	7 a																	
Gloucester (GCR)	7 a																	
Cheltenham Spa (CNM)	a																	
Ashchurch for Tewkesbury (ASC)	a																	
Worcester Shrub Hill (WOS)	7 a																	
Worcester Foregate Street (WOF)	7 a																	
Malvern Link (MVL)	a																	
Great Malvern (GMV)	a																	
Patchway (PWY)	a					1907												
Severn Tunnel Jn (STJ)	a					1918					2005				2105			
Newport (South Wales) (NWP)	a		1826			1930					2016				2118			
Cardiff Central (CDF)	7 a		1841			1944					2030				2131			










NOTES (see introductory pages for explanation of train operator codes and standard symbols)

- a Arrival time
- d Departure time
- x Stops on request
- g Arrives 8 minutes earlier
- h Arrives 7 minutes earlier

- A From London Paddington, see table 125
- H From London Paddington to Weston-super-Mare, see table 125
- J From Paignton to London Paddington, see table 135
- L From London Paddington to Plymouth, see table 125

Portsmouth, Southampton, Salisbury, Weymouth and Yeovil to Westbury, Swindon, Bristol, Worcester and Cardiff

Sundays

Operator Train ID Days of operation/Notes 1st Class/Reservations/Bus/Ferry Catering facilities	GW	GW	GW	GW	GW	GW	GW	GW	GW
	1F34	1C30 H	2V94	1A98 M	1F36	1C32 A	1F38	1F40	1C33 A
	☒	☒☒ ☒	☒	☒☒ ☒	☒	☒☒ ☒	☒		☒☒ ☒
Portsmouth Harbour (PMH)  d	1908				2008		2108	2204	
Portsmouth & Southsea (PMS) d	1913				2013		2113	2212	
Fratton (FTN) d	1917				2017		2117	2216	
Cosham (CSA) d	1925								
Fareham (FRM) d	1933				2033		2133	2232	
Southampton Central (SOU) d	1957				2058		2157	2257	
Romsey (ROM) d	2008				2111		2208	2308	
Salisbury (SAL) d	2027				2130		2228	2327	
Warminster (WMN) d	2048				2151		2249	2348	
Dilton Marsh (DMH) d					2155x			2353x	
Weymouth (WEY) d			2010						
Upwey (UPW) d			2015						
Dorchester West (DCW) d			2023						
Maiden Newton (MDN) d			2035						
Chetnole (CNO) d			2043x						
Yetminster (YET) d			2046x						
Thornford (THO) d			2048x						
Yeovil Junction (YVJ) d									
Yeovil Pen Mill (YVP) d			2058						
Castle Cary (CLC) d			2112	2136					
Bruton (BRU) d			2117						
Frome (FRO) d			2129						
Westbury (WSB) a	2057		2138	2155	2201		2257	2358	
Westbury (WSB) d	2102		2140		2202		2258		
Trowbridge (TRO) d	2108		2146		2208		2304		
Melksham (MKM) d									
Chippenham (CPM) d									
Swindon (SWI) a									
Bradford-on-Avon (BOA) d	2114		2152		2214		2310		
Avoncliff (AVF) d			2155						
Freshford (FFD) d			2158						
Bath Spa (BTH)  a	2126		2209		2226		2322		
Bath Spa (BTH)  d	2128	2146	2210		2228	2250	2323		2334
Oldfield Park (OLF) d			2213						
Keynsham (KYN) d			2220				2332		
Bristol Temple Meads (BRI)  a	2140	2159	2228		2240	2302	2339		2346
Lawrence Hill (LWH) a									
Stapleton Road (SRD) a									
Filton Abbey Wood (FIT) a	2152				2254				
Bristol Parkway (BPW)  a									
Gloucester (GCR)  a									
Cheltenham Spa (CNM) a									
Ashchurch for Tewkesbury (ASC) a									
Worcester Shrub Hill (WOS)  a									
Worcester Foregate Street (WOF)  a									
Malvern Link (MVL) a									
Great Malvern (GMV) a									
Patchway (PWY) a	2157								
Severn Tunnel Jn (STJ) a	2208				2307				
Newport (South Wales) (NWP) a	2219				2319				
Cardiff Central (CDF)  a	2233				2333				

NOTES (see introductory pages for explanation of train operator codes and standard symbols)

- a Arrival time
- d Departure time
- x Stops on request

- A From London Paddington, see table 125
- H From London Paddington to Weston-super-Mare, see table 125
- M From Penzance to London Paddington, see table 135