

Cardiff, Newport and Bristol to Gloucester, Cheltenham Spa, Worcester, Great Malvern, Birmingham, Derby and Nottingham

Mondays to Fridays

Operator Train ID Days of operation/Notes 1st Class/Reservations/Bus Catering facilities	GW 2G90 MO A	AW 2G76 MX B	GW 2G93 MX A	GW 2G77	AW 2G40 C	GW 2G79	GW 2E48	XC 1S35 D ◇	XC 1L98 E ◇	GW 2E48	AW 2G42	GW 1G01 F ◇	XC 1M00 ◇	XC 1S37 G ◇	AW 2G44 H	GW 1G03 F ◇	GW 2V52 J
Cardiff Central (CDF) 7 d					0422						0610		0640		0705		
Newport (South Wales) (NWP) d					0440						0624		0654		0720		
Severn Tunnel Jn (STJ) d					0457						0634		0704		0730		
Caldicot (CDT) d					0500						0637		0707		0733		
Chepstow (CPW) d		0001			0508						0645		0715		0741		
Lydney (LYD) d		0009			0517						0654		0724		0750		
Bristol Temple Meads (BRI) 10 d							0610	0634	0624					0735			0742
Filton Abbey Wood (FIT) d							0617										0750
Bristol Parkway (BPW) 7 d							0622	0643	0634					0744			0755
Yate (YAE) d							0631										0804
Cam & Dursley (CDU) d							0643										0817
Gloucester (GCR) 7 a		0033			0537		0700		0704	←	0714		0744		0810		0832
Gloucester (GCR) 7 d	0004		0034	0437	0538	0604	0712		0708	0712	0717	0725	0745		0811	0823	
Cheltenham Spa (CNM) a	0013		0043	0446	0548	0613	←	0711	0717	0721	0727	0733	0754	0813	0821	0832	
Cheltenham Spa (CNM) d				0448		0615		0713	0718	0723		0735	0755	0815			
Ashchurch for Tewkesbury (ASC) d				0456		0623			0725	0732			0803				
Worcestershire Parkway (WOP) d									0736				0814				
Worcester Shrub Hill (WOS) 7 a				0513		0640					0750		0758				
Worcester Foregate Street (WOF) 7 a						0643											
Malvern Link (MVL) a											0807						
Great Malvern (GMV) a											0810						
University (UNI) a									0808				0838				
Birmingham New Street (BHM) 12 a								0755	0816				0845	0855			
Derby (DBY) 6 a								0840					0932	0936			
Nottingham (NOT) 8 a													1003				

Operator Train ID Days of operation/Notes 1st Class/Reservations/Bus Catering facilities	XC 1M92 ◇	GW 2G81 K	XC 1S39 G ◇	AW 2G46 C	GW 1G05 F ◇	GW 2E53 L	XC 1M01 ◇	XC 1S41 G ◇	AW 2G48	GW 1G07 F ◇	GW 2E55 M	XC 1M60 ◇	XC 1S43 N ◇	AW 2G50 B	GW 1G09 F ◇	GW 2V58 P ◇	XC 1M94 ◇
Cardiff Central (CDF) 7 d	0745			0806			0845		0906			0945		1008			1045
Newport (South Wales) (NWP) d	0801			0824			0900		0921			0959		1023			1101
Severn Tunnel Jn (STJ) d				0834					0931					1033			
Caldicot (CDT) d				0837					0934					1036			
Chepstow (CPW) d				0845			0919		0942			1016		1044			
Lydney (LYD) d	0827			0854					0951					1053			1125
Bristol Temple Meads (BRI) 10 d			0835			0837		0932			0939		1036			1041	
Filton Abbey Wood (FIT) d						0845					0947					1048	
Bristol Parkway (BPW) 7 d			0844			0850		0944			0951		1045			1052	
Yate (YAE) d						0859					1000					1101	
Cam & Dursley (CDU) d						0911					1013					1114	
Gloucester (GCR) 7 a	0847			0914		0927	0946		1011		1028	1043		1114		1130	1145
Gloucester (GCR) 7 d	0849	0854		0915	0920	0934	0949		1017	1021		1049		1117	1121	1138	1149
Cheltenham Spa (CNM) a	0857	0903	0914	0924	0930	0943	0958	1013	1027	1031		1058	1114	1127	1131	1146	1158
Cheltenham Spa (CNM) d	0859		0915			0945	0959	1015				1059	1115			1148	1159
Ashchurch for Tewkesbury (ASC) d						0953										1156	
Worcestershire Parkway (WOP) d	0914						1014					1114					1214
Worcester Shrub Hill (WOS) 7 a						1010										1212	
Worcester Foregate Street (WOF) 7 a						1016										1217	
Malvern Link (MVL) a						1025										1226	
Great Malvern (GMV) a						1028										1229	
University (UNI) a	0938						1038					1138					1238
Birmingham New Street (BHM) 12 a	0945		0958				1045	1055				1145	1158				1245
Derby (DBY) 6 a	1033		1038				1132	1136				1232	1237				1332
Nottingham (NOT) 8 a	1103						1204					1303					1403

For the complete service between Bristol Temple Meads and Bristol Parkway see table 134

For the complete service between Worcester and Great Malvern or Birmingham see table 074

For the complete service between Birmingham, Derby and Nottingham see table 056

NOTES (see introductory pages for explanation of train operator codes and standard symbols)

- a Arrival time
- d Departure time
- A From Swindon, see table 125
- B From Maesteg, see table 126
- C Runs from 27 March
- D To Edinburgh, see table 050
- E To Stansted Airport, see table 054
- F From London Paddington, see table 125
- G From Plymouth to Edinburgh, see table 050
- H From Bridgton, see table 126
- J From Fratton, see table 133
- K From Salisbury, see table 133
- L From Warminster, see table 133
- M From Westbury, see table 133
- N To Glasgow Central, see table 050
- P From Southampton Central, see table 133
- MO Mondays only
- MX Not Mondays

Cardiff, Newport and Bristol to Gloucester, Cheltenham Spa, Worcester, Great Malvern, Birmingham, Derby and Nottingham

Mondays to Fridays

Operator	XC	XC	AW	GW	GW	XC	XC	XC	AW	GW	GW	XC	GW	XC	AW	AW	XC
Train ID	1S45	1S45	2G52	1G11	2V60	1M41	1M64	1S47	2G54	1G13	2V92	1E44	2V92	1M99	2G56	2G56	1S49
Days of operation/Notes	FO Q	FX G	R	F	S	T	F	N	B	F	K	U	K		V	R	W
1st Class/Reservations/Bus	1	1		1	1	1	1	1		1	1	1	1	1			1
Catering facilities	☞	☞		☞	☞	☞	☞	☞		☞	☞	☞	☞	☞			☞
Cardiff Central (CDF)	7 d		1107					1145		1210					1245	1307	1307
Newport (South Wales) (NWP)	d		1122					1159		1225				1259	1322	1322	
Severn Tunnel Jn (STJ)	d		1132							1236					1333	1333	
Caldicot (CDT)	d		1135							1238					1336	1336	
Chepstow (CPW)	d		1143					1216		1247				1316	1344	1344	
Lydney (LYD)	d		1152							1255					1353	1353	
Bristol Temple Meads (BRI)	10 d	1134	1134		1137	1200		1235				1238	1300				1335
Filton Abbey Wood (FIT)	d				1144							1246					
Bristol Parkway (BPW)	7 d	1144	1144		1149	1209		1244				1250	1309				1344
Yate (YAE)	d				1158							1259					
Cam & Dursley (CDU)	d				1210							1312					
Gloucester (GCR)	7 a		1212		1226			1243		1316		1329		←	1344	1413	1413
Gloucester (GCR)	7 d		1217	1220				1245		1317	1322	1337		1337	1349		
Cheltenham Spa (CNM)	a	1213	1213	1226	1231			1238	1254	1313	1327	1331	→	1338	1346	1358	
Cheltenham Spa (CNM)	d	1215	1215					1240	1255	1315				1340	1348	1359	
Ashchurch for Tewkesbury (ASC)	d								1303						1356		
Worcestershire Parkway (WOP)	d								1314						1414		
Worcester Shrub Hill (WOS)	7 a													1413			
Worcester Foregate Street (WOF)	7 a													1416			
Malvern Link (MVL)	a																
Great Malvern (GMV)	a																
University (UNI)	a							1338							1438		
Birmingham New Street (BHM)	12 a	1255	1255			1321		1345	1355					1421	1445		1455
Derby (DBY)	6 a	1336	1336					1432	1438					1504	1536		1538
Nottingham (NOT)	8 a							1503							1603		

Operator	GW	GW	XC	XC	AW	XC	GW	GW	XC	GW	XC	XC	AW	GW	GW	XC	XC
Train ID	1G15	2V64	1M49	1M68	2G58	1S51	1G17	2E65	1M53	2E65	1M98	1S53	2G60	1G19	2V68	1M93	1M73
Days of operation/Notes	F	S	X	R	G	F	L	L	F	L	G	B	F	S	Y		
1st Class/Reservations/Bus	1	1	1	1	1	1	1	1	1	1	1	1	1	1	1	1	1
Catering facilities	☞	☞	☞	☞	☞	☞	☞	☞	☞	☞	☞	☞	☞	☞	☞	☞	☞
Cardiff Central (CDF)	7 d			1345	1408							1445		1508			1545
Newport (South Wales) (NWP)	d			1359	1423							1459		1523			1559
Severn Tunnel Jn (STJ)	d				1436									1534			
Caldicot (CDT)	d				1439									1537			
Chepstow (CPW)	d				1447							1519		1545			1616
Lydney (LYD)	d			1423	1456									1554			
Bristol Temple Meads (BRI)	10 d	1339	1400			1435		1439	1500			1535			1538	1600	
Filton Abbey Wood (FIT)	d	1346						1448							1546		
Bristol Parkway (BPW)	7 d	1351	1409			1444		1455	1509			1544			1551	1609	
Yate (YAE)	d	1400						1504							1600		
Cam & Dursley (CDU)	d	1413						1516							1612		
Gloucester (GCR)	7 a	1430		1443	1516			1532		←	1546		1615		1629		1643
Gloucester (GCR)	7 d	1420		1449			1521	1536		1536	1549		1616	1624			1645
Cheltenham Spa (CNM)	a	1428		1437	1458	1514	1530	→	1538	1545	1558	1614	1626	1632		1638	1654
Cheltenham Spa (CNM)	d			1440	1459	1515			1540	1547	1559	1615				1640	1655
Ashchurch for Tewkesbury (ASC)	d									1555							1703
Worcestershire Parkway (WOP)	d			1514								1614					1714
Worcester Shrub Hill (WOS)	7 a									1613							
Worcester Foregate Street (WOF)	7 a									1617							
Malvern Link (MVL)	a									1626							
Great Malvern (GMV)	a									1629							
University (UNI)	a			1538								1638					1738
Birmingham New Street (BHM)	12 a		1525	1545		1555			1626			1645	1655			1726	1745
Derby (DBY)	6 a			1632		1640						1731	1737				1837
Nottingham (NOT)	8 a			1705								1805					1906

NOTES (see introductory pages for explanation of train operator codes and standard symbols)

- a Arrival time
- d Departure time
- B From Maesteg, see table 126
- F From London Paddington, see table 125
- G From Plymouth to Edinburgh, see table 050
- K From Salisbury, see table 133
- L From Warminster, see table 133
- N To Glasgow Central, see table 050
- Q From Plymouth to Aberdeen, see table 050
- R Runs from 27 March. From Maesteg, see table 126
- S From Weymouth, see table 133
- T From Paignton, see table 135
- U To Newcastle, see table 050
- V Runs until 24 March
- W From Penzance to Edinburgh, see table 050
- X From Plymouth to Manchester Piccadilly, see table 050
- Y To Manchester Piccadilly, see table 050
- FO Fridays only
- FX Not Fridays

Cardiff, Newport and Bristol to Gloucester, Cheltenham Spa, Worcester, Great Malvern, Birmingham, Derby and Nottingham

Mondays to Fridays

Operator Train ID Days of operation/Notes 1st Class/Reservations/Bus Catering facilities	XC 1S55 G	AW 2G62 B	GW 1G21 F	GW 2E70 L	XC 1M75	XC 1E63 Z	AW 2G64 B	GW 1G23 F	GW 2V72 S	XC 1M95	XC 1E67 Z	AW 2G66 B	GW 1G25 F	GW 2E73 L	XC 1M84	AW 2G68 R	XC 1E73 AA
Cardiff Central (CDF) 7 d		1608			1645		1708			1745		1807			1845	1910	
Newport (South Wales) (NWP) d		1623			1659		1723			1759		1823			1859	1925	
Severn Tunnel Jn (STJ) d		1634					1734					1834				1935	
Caldicot (CDT) d		1636					1736					1838				1938	
Chepstow (CPW) d		1645					1745			1816		1847			1918	1946	
Lydney (LYD) d		1653			1725		1753					1857				1958	
Bristol Temple Meads (BRI) 10 d	1635			1639		1735			1738		1835			1842			1935
Filton Abbey Wood (FIT) d				1649					1746					1851			
Bristol Parkway (BPW) 7 d	1644			1656		1744			1751		1844			1856			1944
Yate (YAE) d				1705					1800					1905			
Cam & Dursley (CDU) d				1717					1812					1917			
Gloucester (GCR) 7 a		1715		1733	1745		1813		1829	1843		1918		1932	1945	2024	
Gloucester (GCR) 7 d		1717	1722	1738	1749		1818	1823		1845		1919	1928	1939	1949		
Cheltenham Spa (CNM) a	1713	1724	1730	1747	1758	1814	1826	1831		1854	1913	1928	1937	1947	1958		2014
Cheltenham Spa (CNM) d	1715			1750	1759	1815				1855	1915			1950	1959		2015
Ashchurch for Tewkesbury (ASC) d				1758						1903				1958			
Worcestershire Parkway (WOP) d					1814					1914					2014		
Worcester Shrub Hill (WOS) 7 a				1817										2015			
Worcester Foregate Street (WOF) 7 a				1823										2026			
Malvern Link (MVL) a														2037			
Great Malvern (GMV) a														2040			
University (UNI) a					1838					1938					2038		
Birmingham New Street (BHM) 12 a	1755				1845	1855				1945	1955				2045		2055
Derby (DBY) 6 a	1842				1932	1937				2031	2037				2138		2150
Nottingham (NOT) 8 a					2004					2105					2217		

Operator Train ID Days of operation/Notes 1st Class/Reservations/Bus Catering facilities	GW 1G27 F	GW 2E76	XC 1M85	GW 1G77 AB	AW 2G70 R	XC 1M83 AC	GW 1G29 F	GW 2E78	GW 2G91 M	XC 1M87	AW 2G72 B	GW 1G31 F	GW 2E80	XC 1M80 T	XC 1M89	GW 1G33 F	AW 2G74 FX R
Cardiff Central (CDF) 7 d			1950		2009					2106	2110				2145		2206
Newport (South Wales) (NWP) d			2004		2025					2120	2125				2159		2224
Severn Tunnel Jn (STJ) d			2014		2035						2135						2243
Caldicot (CDT) d			2017		2038						2138						2245
Chepstow (CPW) d			2025		2046						2146						2254
Lydney (LYD) d			2034		2056						2155						2302
Bristol Temple Meads (BRI) 10 d		1938		2008		2035		2057					2144	2200			
Filton Abbey Wood (FIT) d		1946		2016				2105					2152				
Bristol Parkway (BPW) 7 d		1950		2020		2044		2111					2158	2209			
Yate (YAE) d		1959		2029				2120					2206				
Cam & Dursley (CDU) d		2011		2041				2133					2218				
Gloucester (GCR) 7 a		2030	2054	2055	2120			2148		2202	2217		2236		2245		2323
Gloucester (GCR) 7 d	2023		2056				2123	2151	2157	2203	2218	2226			2249	2321	2333
Cheltenham Spa (CNM) a	2032		2105			2113	2132	2200	2205	2212	2228	2234		2241	2258	2331	2348
Cheltenham Spa (CNM) d			2106			2115	2132	2201		2213				2242	2259		
Ashchurch for Tewkesbury (ASC) d							2141	2209		2221							
Worcestershire Parkway (WOP) d			2120							2232							
Worcester Shrub Hill (WOS) 7 a							2208	2227									
Worcester Foregate Street (WOF) 7 a																	
Malvern Link (MVL) a																	
Great Malvern (GMV) a																	
University (UNI) a			2147														
Birmingham New Street (BHM) 12 a			2154			2201				2305				2341	2358		
Derby (DBY) 6 a			2250														
Nottingham (NOT) 8 a			2326														












NOTES (see introductory pages for explanation of train operator codes and standard symbols)

- a Arrival time
- d Departure time
- B From Maesteg, see table 126
- F From London Paddington, see table 125
- G From Plymouth to Edinburgh, see table 050
- L From Warminster, see table 133
- M From Westbury, see table 133
- R Runs from 27 March. From Maesteg, see table 126
- S From Weymouth, see table 133
- T From Paignton, see table 135
- Z From Plymouth to Leeds, see table 050
- AA To Leeds, see table 050
- AB From Penzance, see table 050
- AC From Plymouth, see table 050

FX Not Fridays

Cardiff, Newport and Bristol to Gloucester, Cheltenham Spa, Worcester, Great Malvern, Birmingham, Derby and Nottingham

Mondays to Fridays

Operator Train ID Days of operation/Notes	AW	GW	AW	AW	GW
	2G74 FO AD	2E82	2G76 FO B	2G76 FX B	2G93 TSM A
Cardiff Central (CDF)  d	2212		2320	2312	
Newport (South Wales) (NWP) d	2227		2334	2330	
Severn Tunnel Jn (STJ) d	2238		2346	2349	
Caldicot (CDT) d	2240		2348	2351	
Chepstow (CPW) d	2249		2357	0001	
Lydney (LYD) d	2257		0005	0009	
Bristol Temple Meads (BRI)  d		2246			
Filton Abbey Wood (FIT) d		2255			
Bristol Parkway (BPW)  d		2302			
Yate (YAE) d		2311			
Cam & Dursley (CDU) d		2323			
Gloucester (GCR)  a	2318	2339	0026	0033	
Gloucester (GCR)  d	2334				0034
Cheltenham Spa (CNM) a	2349				0043
Cheltenham Spa (CNM) d					
Ashchurch for Tewkesbury (ASC) d					
Worcestershire Parkway (WOP) d					
Worcester Shrub Hill (WOS)  a					
Worcester Foregate Street (WOF)  a					
Malvern Link (MVL) a					
Great Malvern (GMV) a					
University (UNI) a					
Birmingham New Street (BHM)   a					
Derby (DBY)  a					
Nottingham (NOT)  a					

NOTES (see introductory pages for explanation of train operator codes and standard symbols)

- a Arrival time
- d Departure time
- A From Swindon, see table 125
- B From Maesteg, see table 126
- AD Runs from 31 March. From Maesteg, see table 126
- FO Fridays only
- FX Not Fridays
- TSM Tuesday to Saturday mornings

Cardiff, Newport and Bristol to Gloucester, Cheltenham Spa, Worcester, Great Malvern, Birmingham, Derby and Nottingham

Saturdays

Operator Train ID Days of operation/Notes 1st Class/Reservations/Bus Catering facilities	AW 2G76 A	GW 2G93 B	GW 2G01	AW 2G40 C	XC 1S35 D 1◇ ⚡	XC 1L00 E 1◇	AW 2G42	GW 2E51	XC 1M00	XC 1S37 F 1◇ ⚡	AW 2G44 G	GW 2G03 B 1R	GW 2V52 H	XC 1M92	XC 1S39 F 1◇ ⚡	AW 2G46 C	GW 1G05 J 1R	GW 2V54 K
Cardiff Central (CDF) 7 d				0440			0610		0640		0707			0745		0805		
Newport (South Wales) (NWP) d				0457			0626		0654		0722		0800			0820		
Severn Tunnel Jn (STJ) d				0507			0638		0704		0733					0830		
Caldicot (CDT) d				0510			0640		0707		0736					0833		
Chepstow (CPW) d				0518			0649		0715		0745					0841		
Lydney (LYD) d	0005			0527			0657		0724		0754		0825			0850		
Bristol Temple Meads (BRI) 10 d					0615			0638		0735			0739		0835			0838
Filton Abbey Wood (FIT) d							0645						0746					0846
Bristol Parkway (BPW) 7 d					0624		0650		0744				0751		0844			0851
Yate (YAE) d							0700						0801					0900
Cam & Dursley (CDU) d							0712						0813					0913
Gloucester (GCR) 7 a	0026			0547	0650		0718	0730	0744		0817		0830	0845		0910		0929
Gloucester (GCR) 7 d		0034	0521	0548	0659	0705	0718	0739	0745		0818	0820		0849		0912	0919	0937
Cheltenham Spa (CNM) a		0043	0530	0558	0707	0713	0729	0748	0754	0813	0828	0833		0858	0913	0922	0929	0946
Cheltenham Spa (CNM) d			0531		0710	0714		0749	0755	0815				0859	0915			0948
Ashchurch for Tewkesbury (ASC) d			0539			0722		0757	0803									0956
Worcestershire Parkway (WOP) d						0733			0814					0914				
Worcester Shrub Hill (WOS) 7 a			0556					0814										1012
Worcester Foregate Street (WOF) 7 a			0559					0833										1020
Malvern Link (MVL) a			0613															
Great Malvern (GMV) a			0616															
University (UNI) a						0759			0838					0938				
Birmingham New Street (BHM) 12 a					0755	0806			0845	0855				0945	0955			
Derby (DBY) 6 a					0840				0931	0936				1032	1037			
Nottingham (NOT) 8 a									1003					1103				

Operator Train ID Days of operation/Notes 1st Class/Reservations/Bus Catering facilities	XC 1M01	XC 1S41 F 1◇ ⚡	AW 2G48 A	GW 1G07 J 1R	GW 2E57 L	XC 1M60	XC 1S43 M 1◇ ⚡	AW 2G50 A	GW 1G09 J 1R	GW 2E59 L	XC 1M94	XC 1S45 N 1◇ ⚡	AW 2G52 P	GW 1G11 J 1R	GW 2V60 Q	XC 1M41 R 1◇ ⚡	XC 1M64	XC 1S47 M 1◇ ⚡
Cardiff Central (CDF) 7 d	0845		0904			0945		1008			1045		1107					1145
Newport (South Wales) (NWP) d	0859		0920			0959		1023			1100		1122					1159
Severn Tunnel Jn (STJ) d			0933					1033					1132					
Caldicot (CDT) d			0935					1036					1135					
Chepstow (CPW) d	0916		0944			1016		1044					1143					1217
Lydney (LYD) d			0952					1053			1124		1152					
Bristol Temple Meads (BRI) 10 d		0935			0938		1035			1039		1135				1139	1200	1235
Filton Abbey Wood (FIT) d					0946					1046						1146		
Bristol Parkway (BPW) 7 d		0944			0951		1044			1051		1144				1151	1209	1244
Yate (YAE) d					1000					1101						1201		
Cam & Dursley (CDU) d					1013					1113						1213		
Gloucester (GCR) 7 a	0943		1013		1028	1043		1113		1129	1143		1212		1230			1243
Gloucester (GCR) 7 d	0949		1013	1019		1049	1114	1119	1138	1149		1213	1219					1245
Cheltenham Spa (CNM) a	0958	1013	1024	1029		1058	1113	1124	1129	1147	1158	1213	1223	1228		1237	1254	1313
Cheltenham Spa (CNM) d	0959	1015				1059	1115			1148	1159	1215				1240	1255	1315
Ashchurch for Tewkesbury (ASC) d										1156								1303
Worcestershire Parkway (WOP) d	1014					1114					1214							1314
Worcester Shrub Hill (WOS) 7 a										1212								
Worcester Foregate Street (WOF) 7 a										1217								
Malvern Link (MVL) a																		
Great Malvern (GMV) a																		
University (UNI) a	1038					1138					1238							1338
Birmingham New Street (BHM) 12 a	1045	1055				1145	1155				1245	1255				1321	1345	1355
Derby (DBY) 6 a	1131	1136				1232	1237				1331	1336						1431
Nottingham (NOT) 8 a	1204					1303					1403							1503

NOTES (see introductory pages for explanation of train operator codes and standard symbols)

- a Arrival time
- d Departure time
- A From Maesteg, see table 126
- B From Swindon, see table 125
- C Runs from 1 April
- D To Edinburgh, see table 050
- E To Stansted Airport, see table 054
- F From Plymouth to Edinburgh, see table 050
- G From Bridgend, see table 126
- H From Salisbury, see table 133
- J From London Paddington, see table 125
- K From Portsmouth & Southsea, see table 133
- L From Westbury, see table 133
- M To Glasgow Central, see table 050
- N From Plymouth to Aberdeen, see table 050
- P Runs from 1 April. From Maesteg, see table 126
- Q From Weymouth, see table 133
- R From Paignton, see table 135

Cardiff, Newport and Bristol to Gloucester, Cheltenham Spa, Worcester, Great Malvern, Birmingham, Derby and Nottingham

Saturdays

Operator Train ID Days of operation/Notes 1st Class/Reservations/Bus Catering facilities	AW 2G54 A	GW 1G13 J 111 111	GW 2V94 H	XC 1M99 111 111	XC 1S49 F 111 111	AW 2G56 S	AW 2G56 P	GW 1G15 J 111 111	GW 2V64 Q 111	XC 1M49 T 111 111	XC 1M68 111 111	XC 1S51 F 111 111	AW 2G58 P	GW 1G17 J 111 111	GW 2E67 L	XC 1M98 111 111	XC 1S53 D 111 111	AW 2G60 A
Cardiff Central (CDF) 7 d	1208			1245		1307	1307				1345		1407			1445		1507
Newport (South Wales) (NWP) d	1222			1259		1322	1322				1359		1422			1459		1522
Severn Tunnel Jn (STJ) d	1233					1332	1332						1432					1532
Caldicot (CDT) d	1235					1335	1335						1435					1535
Chepstow (CPW) d	1244			1316		1343	1343						1443			1518		1543
Lydney (LYD) d	1252					1352	1352				1423		1452					1552
Bristol Temple Meads (BRI) 10 d			1239		1335				1339	1400		1435			1439		1535	
Filton Abbey Wood (FIT) d			1246						1346						1446			
Bristol Parkway (BPW) 7 d			1251		1344				1351	1409		1444			1451		1544	
Yate (YAE) d			1301						1401						1501			
Cam & Dursley (CDU) d			1313						1413						1513			
Gloucester (GCR) 7 a	1313		1329	1343		1413	1413		1430		1443		1512		1529	1544		1612
Gloucester (GCR) 7 d	1314	1319	1338	1349		1413	1413	1419			1449		1513	1519	1538	1549		1613
Cheltenham Spa (CNM) a	1324	1329	1347	1358	1413	1424	1424	1429		1437	1458	1514	1523	1529	1547	1558	1613	1623
Cheltenham Spa (CNM) d			1348	1359	1415					1440	1459	1515			1548	1559	1615	
Ashchurch for Tewkesbury (ASC) d			1356												1556			
Worcestershire Parkway (WOP) d				1414							1514					1614		
Worcester Shrub Hill (WOS) 7 a			1412												1612			
Worcester Foregate Street (WOF) 7 a			1417												1616			
Malvern Link (MVL) a																		
Great Malvern (GMV) a																		
University (UNI) a				1438							1538					1638		
Birmingham New Street (BHM) 12 a				1445	1455					1518	1545	1555				1645	1655	
Derby (DBY) 6 a				1536	1538						1631	1639				1731	1736	
Nottingham (NOT) 8 a				1603							1703					1803		

Operator Train ID Days of operation/Notes 1st Class/Reservations/Bus Catering facilities	GW 1G19 J 111 111	GW 2V68 Q 111	XC 1M93 T 111 111	XC 1M73 111 111	XC 1S55 F 111 111	AW 2G62 A	GW 2G21 B 111 111	GW 2E71 L	XC 1M75 111 111	XC 1E63 U 111 111	AW 2G64 A	GW 1G23 J 111 111	GW 2V72 Q 111 111	XC 1M95 111 111	XC 1E67 V 111 111	AW 2G66 A	GW 1G25 J 111 111	GW 2E75 W
Cardiff Central (CDF) 7 d				1545		1607			1645		1707			1745		1809		
Newport (South Wales) (NWP) d				1559		1622			1659		1722			1759		1824		
Severn Tunnel Jn (STJ) d						1632					1732					1835		
Caldicot (CDT) d						1635					1735					1838		
Chepstow (CPW) d				1616		1643					1743		1817			1846		
Lydney (LYD) d						1652			1724		1752					1855		
Bristol Temple Meads (BRI) 10 d		1539	1600		1635			1639		1735			1738		1835			1839
Filton Abbey Wood (FIT) d		1546						1646					1746					1846
Bristol Parkway (BPW) 7 d		1551	1609		1644			1650		1744			1751		1844			1850
Yate (YAE) d		1601						1659					1800					1859
Cam & Dursley (CDU) d		1613						1712					1813					1912
Gloucester (GCR) 7 a		1630		1643		1712		1728	1743		1812		1829	1844		1915		1928
Gloucester (GCR) 7 d	1619			1645		1713	1719	1738	1749		1813	1820		1845		1916	1921	1940
Cheltenham Spa (CNM) a	1629		1637	1654	1713	1722	1728	1747	1758	1814	1823	1829		1854	1914	1926	1931	1949
Cheltenham Spa (CNM) d			1640	1655	1715			1748	1759	1815				1855	1915			1950
Ashchurch for Tewkesbury (ASC) d				1703				1756						1903				1958
Worcestershire Parkway (WOP) d				1714					1814					1914				
Worcester Shrub Hill (WOS) 7 a								1813										2014
Worcester Foregate Street (WOF) 7 a								1819										2020
Malvern Link (MVL) a																		2029
Great Malvern (GMV) a																		2032
University (UNI) a				1738					1838					1938				
Birmingham New Street (BHM) 12 a			1718	1745	1755				1845	1855				1945	1955			
Derby (DBY) 6 a				1836	1837				1931	1937				2031	2039			
Nottingham (NOT) 8 a				1903					2003					2103				

NOTES (see introductory pages for explanation of train operator codes and standard symbols)

- a Arrival time
- d Departure time
- A From Maesteg, see table 126
- B From Swindon, see table 125
- D To Edinburgh, see table 050
- F From Plymouth to Edinburgh, see table 050
- H From Salisbury, see table 133
- J From London Paddington, see table 125
- L From Westbury, see table 133
- P Runs from 1 April. From Maesteg, see table 126
- Q From Weymouth, see table 133
- S Runs until 25 March
- T To Manchester Piccadilly, see table 050
- U From Plymouth to York, see table 050
- V From Plymouth to Leeds, see table 050
- W From Warminster, see table 133

Cardiff, Newport and Bristol to Gloucester, Cheltenham Spa, Worcester, Great Malvern, Birmingham, Derby and Nottingham

Saturdays

Operator Train ID Days of operation/Notes 1st Class/Reservations/Bus Catering facilities	XC 1M84	XC 1E73 X	AW 2G68 P	GW 1G27 J	GW 2E77 L	GW 2E78 Y	XC 1M83 Z	XC 1M85	AW 2G70 P	GW 1G29 J	XC 1M87	GW 2E80	AW 2G72 A	GW 2G31 B	GW 2E82	AW 2G74 P	AW 2G76
Cardiff Central (CDF) d	1845		1907					2000	2009		2048		2110			2207	2315
Newport (South Wales) (NWP) d	1859		1922					2014	2025		2102		2125			2221	2334
Severn Tunnel Jn (STJ) d			1932					2025	2035				2136			2233	2354
Caldicot (CDT) d			1935					2027	2038				2138			2235	2356
Chepstow (CPW) d	1916		1943					2036	2046				2147			2244	0005
Lydney (LYD) d			1952					2044	2055				2155			2252	0014
Bristol Temple Meads (BRI) d		1931			1939	2010	2031					2108			2211		
Filton Abbey Wood (FIT) d					1946	2018						2115			2218		
Bristol Parkway (BPW) d		1940			1951	2022	2040					2119			2223		
Yate (YAE) d					2001	2031						2128			2232		
Cam & Dursley (CDU) d					2013	2043						2141			2244		
Gloucester (GCR) a	1944		2012		2029	2058		2105	2115		2144	2157	2216		2259	2314	0036
Gloucester (GCR) d	1949		2013	2019	2036			2107	2116	2120	2149		2216	2220			
Cheltenham Spa (CNM) a	1958	2010	2023	2028	2045		2109	2116	2126	2131	2158		2225	2230			
Cheltenham Spa (CNM) d	1959	2011					2111	2118			2159						
Ashchurch for Tewkesbury (ASC) d								2125									
Worcestershire Parkway (WOP) d	2014										2214						
Worcester Shrub Hill (WOS) a																	
Worcester Foregate Street (WOF) a																	
Malvern Link (MVL) a																	
Great Malvern (GMV) a																	
University (UNI) a	2038							2200			2238						
Birmingham New Street (BHM) a	2045	2053					2154	2207			2245						
Derby (DBY) a	2131	2142					2242	2255			2331						
Nottingham (NOT) a	2215							2327									

NOTES (see introductory pages for explanation of train operator codes and standard symbols)

- a Arrival time
- d Departure time
- A From Maesteg, see table 126
- B From Swindon, see table 125
- J From London Paddington, see table 125
- L From Westbury, see table 133
- P Runs from 1 April. From Maesteg, see table 126
- X To Leeds, see table 050
- Y From Taunton, see table 134
- Z From Plymouth, see table 135

Cardiff, Newport and Bristol to Gloucester, Cheltenham Spa, Worcester, Great Malvern, Birmingham, Derby and Nottingham

Sundays

Operator Train ID Days of operation/Notes 1st Class/Reservations/Bus Catering facilities	AW 2G76	AW 2G48	XC 1S41 A ◇	GW 2G01 B ◇	GW 2E34	XC 1S43 C ◇	GW 2G02 B ◇	AW 2G50	XC 1M94	XC 1S45 D ◇	GW 2G03 B	GW 2E38	XC 1M64	XC 1S47 E ◇	GW 2G04 B ◇	XC 1M45 F ◇	AW 2G52	XC 1M99
Cardiff Central (CDF) 7 d		0823						1030	1048				1145				1229	1245
Newport (South Wales) (NWP) d		0841						1044	1102				1159				1243	1258
Severn Tunnel Jn (STJ) d		0903						1056									1254	
Caldicot (CDT) d		0905						1059									1256	
Chepstow (CPW) d	0005	0914						1107									1305	
Lydney (LYD) d	0014	0922						1116									1313	
Bristol Temple Meads (BRI) 10 d			0915		0938	1031				1131		1138		1231		1300		
Filton Abbey Wood (FIT) d					0946							1145						
Bristol Parkway (BPW) 7 d			0924		0950	1040				1140		1149		1240		1309		
Yate (YAE) d					0959							1158						
Cam & Dursley (CDU) d					1011							1211						
Gloucester (GCR) 7 a	0036	0943	0950		1026			1137	1146			1228	1241				1334	1341
Gloucester (GCR) 7 d		0944	1002	1027	1038		1122	1138	1149		1223	1234	1249		1322		1335	1349
Cheltenham Spa (CNM) a		0956	1010	1036	1047	1109	1130	1148	1158	1209	1231	1243	1258	1309	1332	1338	1345	1358
Cheltenham Spa (CNM) d			1011		1048	1111			1159	1211		1244	1259	1311		1340		1359
Ashchurch for Tewkesbury (ASC) d					1056							1252						
Worcestershire Parkway (WOP) d									1214				1314					1414
Worcester Shrub Hill (WOS) 7 a					1114							1308						
Worcester Foregate Street (WOF) 7 a												1321						
Malvern Link (MVL) a																		
Great Malvern (GMV) a																		
University (UNI) a									1238				1338					1438
Birmingham New Street (BHM) 12 a			1049			1149			1245	1249			1345	1349		1418		1445
Derby (DBY) 6 a			1136			1237			1329	1336			1429	1437				1531
Nottingham (NOT) 8 a									1353				1453					1555











Operator Train ID Days of operation/Notes 1st Class/Reservations/Bus Catering facilities	XC 1S49 G ◇	GW 2G05 B ◇	GW 2E42	XC 1M67 H ◇	XC 1S51 H ◇	GW 2G07 B	AW 2G54	XC 1M98	XC 1S53 A ◇	GW 2G09 B ◇	GW 2E46	XC 1M73	XC 1S55 H ◇	GW 2G10 B	AW 2G56	XC 1M75	XC 1E63 J ◇	GW 2G11 B
Cardiff Central (CDF) 7 d				1345			1429	1445				1545			1629	1645		
Newport (South Wales) (NWP) d				1401			1443	1459				1559			1643	1659		
Severn Tunnel Jn (STJ) d							1454								1655			
Caldicot (CDT) d							1457								1657			
Chepstow (CPW) d							1505								1706			
Lydney (LYD) d							1514								1714			
Bristol Temple Meads (BRI) 10 d	1331		1338		1429				1531		1538		1631				1731	
Filton Abbey Wood (FIT) d			1345								1545							
Bristol Parkway (BPW) 7 d	1340		1349		1438				1540		1549		1640				1740	
Yate (YAE) d			1358								1558							
Cam & Dursley (CDU) d			1413c								1611							
Gloucester (GCR) 7 a			1429	1445			1534	1541			1629	1641			1735	1741		
Gloucester (GCR) 7 d		1422	1435	1449		1525	1535	1549		1622	1634	1649		1723	1736	1749		1822
Cheltenham Spa (CNM) a	1409	1432	1444	1458	1508	1533	1545	1558	1609	1631	1643	1658	1710	1732	1746	1758	1810	1830
Cheltenham Spa (CNM) d	1411		1444	1459	1509			1559	1611		1644	1659	1711			1759	1811	
Ashchurch for Tewkesbury (ASC) d			1453								1653							
Worcestershire Parkway (WOP) d				1514				1614				1714				1814		
Worcester Shrub Hill (WOS) 7 a			1508								1709							
Worcester Foregate Street (WOF) 7 a			1519								1719							
Malvern Link (MVL) a																		
Great Malvern (GMV) a																		
University (UNI) a			1538					1638				1738				1838		
Birmingham New Street (BHM) 12 a	1450		1545	1548			1645	1649				1745	1750			1845	1850	
Derby (DBY) 6 a	1536		1629	1639			1729	1736				1829	1839			1931	1937	
Nottingham (NOT) 8 a			1653				1754					1854				1957		











NOTES (see introductory pages for explanation of train operator codes and standard symbols)

- a Arrival time
- d Departure time
- c Arrives 4 minutes earlier
- A To Edinburgh, see table 050
- B From Swindon, see table 125
- C To Glasgow Central, see table 050
- D From Plymouth to Dundee, see table 050
- E From Plymouth to Glasgow Central, see table 050
- F From Paignton, see table 135
- G From Penzance to Edinburgh, see table 050
- H From Plymouth to Edinburgh, see table 050
- J To York, see table 050

Cardiff, Newport and Bristol to Gloucester, Cheltenham Spa, Worcester, Great Malvern, Birmingham, Derby and Nottingham

Sundays

Operator Train ID Days of operation/Notes 1st Class/Reservations/Bus Catering facilities	GW 2E50	XC 1M95	XC 1E67 K 1 1	GW 1G68 L 1 1	AW 2G58	XC 1M83	XC 1E73 M 1 1	GW 2G13 B	GW 2E54	XC 1M85 N 1 1	AW 2G60	XC 1E75 K 1 1	GW 2G14 B	XC 1M87	GW 2G15 B 1 1	GW 2E58	XC 1M80	GW 2E60 P
Cardiff Central (CDF)  d		1745			1829	1845				1945	2024			2045				
Newport (South Wales) (NWP) d		1759			1843	1859				1959	2038			2059				
Severn Tunnel Jn (STJ) d					1855						2049							
Caldicot (CDT) d					1857						2051							
Chepstow (CPW) d					1906						2100							
Lydney (LYD) d					1914						2108							
Bristol Temple Meads (BRI)  d	1738		1831				1931		1937			2031				2138	2210	2242
Filton Abbey Wood (FIT) d	1745								1945							2145		2250
Bristol Parkway (BPW)  d	1749		1840				1940		1949			2040				2149	2219	2254
Yate (YAE) d	1758								1958							2158		2303
Cam & Dursley (CDU) d	1813e								2011							2211		2315
Gloucester (GCR)  a	1829	1841			1935	1941			2030	2046	2131			2142		2229		2330
Gloucester (GCR)  d	1839	1849		1923	1935	1949		2024	2036	2049			2124	2149	2224			
Cheltenham Spa (CNM) a	1847	1858	1910	1932	1945	1958	2009	2032	2045	2058		2110	2132	2158	2232		2247	
Cheltenham Spa (CNM) d	1848	1859	1911			1959	2011		2045	2059		2111		2159			2250	
Ashchurch for Tewkesbury (ASC) d	1857								2054									
Worcestershire Parkway (WOP) d		1914				2014				2114				2214				
Worcester Shrub Hill (WOS)  a	1913									2110								
Worcester Foregate Street (WOF)  a	1919																	
Malvern Link (MVL) a																		
Great Malvern (GMV) a																		
University (UNI) a		1938				2038				2138				2238				
Birmingham New Street (BHM)  a		1945	1950			2045	2049			2145		2150		2245			2330	
Derby (DBY)  a		2029	2039			2129	2140					2239						
Nottingham (NOT)  a		2054				2154												











Operator Train ID Days of operation/Notes	AW 2G62	GW 2G90 MM B
Cardiff Central (CDF)  d	2235	
Newport (South Wales) (NWP) d	2249	
Severn Tunnel Jn (STJ) d	2259	
Caldicot (CDT) d	2302	
Chepstow (CPW) d	2310	
Lydney (LYD) d	2319	
Bristol Temple Meads (BRI)  d		
Filton Abbey Wood (FIT) d		
Bristol Parkway (BPW)  d		
Yate (YAE) d		
Cam & Dursley (CDU) d		
Gloucester (GCR)  a	2340	
Gloucester (GCR)  d		0004
Cheltenham Spa (CNM) a		0013
Cheltenham Spa (CNM) d		
Ashchurch for Tewkesbury (ASC) d		
Worcestershire Parkway (WOP) d		
Worcester Shrub Hill (WOS)  a		
Worcester Foregate Street (WOF)  a		
Malvern Link (MVL) a		
Great Malvern (GMV) a		
University (UNI) a		
Birmingham New Street (BHM)  a		
Derby (DBY)  a		
Nottingham (NOT)  a		











NOTES (see introductory pages for explanation of train operator codes and standard symbols)

- a Arrival time
- d Departure time
- e Arrives 3 minutes earlier
- B From Swindon, see table 125
- K From Plymouth to Leeds, see table 050
- L From London Paddington, see table 125
- M To Leeds, see table 050
- N To Leicester, see table 054
- P From Portsmouth Harbour, see table 133
- MM Monday mornings

Nottingham, Derby, Birmingham, Great Malvern and Worcester to Cheltenham Spa, Gloucester, Bristol, Newport and Cardiff

Mondays to Fridays

Operator Train ID Days of operation/Notes 1st Class/Reservations/Bus Catering facilities	GW 1L60 A	AW 2L43 B	GW 2T63	GW 1L62 A	XC 1V01	GW 2T05	AW 2G45 C	XC 1V02	GW 1L64 A	GW 1C71 D	GW 2T06	GW 2O72 E	AW 2L47 B	XC 1V42 F	GW 1L66 A	XC 1V03	GW 2O74 E	AW 2L49 B	
Nottingham (NOT)  3 d																			
Derby (DBY)  6 d																			
Birmingham New Street (BHM)  12 d					0500			0537											
University (UNI) d																			
Great Malvern (GMV) d																			
Malvern Link (MVL) d																			
Worcester Foregate Street (WOF)  7 d												0652							
Worcester Shrub Hill (WOS)  7 d			0520									0707			0724				
Worcestershire Parkway (WOP) d																0758			
Ashchurch for Tewkesbury (ASC) d			0537					0631				0724							
Cheltenham Spa (CNM) a			0546		0604			0640				0733		0750	0756	0814			
Cheltenham Spa (CNM) d	0456	0537	0547	0553	0606	0614	0632	0640	0648			0734	0746	0752	0758	0815			0846
Gloucester (GCR)  7 a	0505	0548	0556	0602	0614	0623	0642	0649	0657			0743	0756		0807	0823			0856
Gloucester (GCR)  7 d		0548	0604		0616	0626	0643	0651			0700	0731	0748	0758					0842
Cam & Dursley (CDU) d			0617			0639				0713	0746	0801							0855
Yate (YAE) d			0631			0653				0725	0759	0814							0908
Bristol Parkway (BPW)  7 a			0640			0701				0732	0808	0823		0826					0917
Filton Abbey Wood (FIT) a			0644			0705				0737	0813	0826							0921
Bristol Temple Meads (BRI)  10 a			0653			0716				0747	0828	0835		0839					0932
Lydney (LYD) d		0607			0635		0703	0710											0917
Chepstow (CPW) d		0617			0645		0713	0720											0926
Caldicot (CDT) d		0625			0653		0723	0728											0935
Severn Tunnel Jn (STJ) d		0628			0657		0728c	0733											0938
Newport (South Wales) (NWP) a		0642			0709		0742	0746											0950
Cardiff Central (CDF)  7 a		0656			0722		0755	0800						0908					1007











Operator Train ID Days of operation/Notes 1st Class/Reservations/Bus Catering facilities	XC 1V44 G	GW 1L68 A	XC 1V04	GW 2C12 H	XC 1V45 J	GW 2C12 H	AW 2L51 K	XC 1V46 Z	GW 1L70 A	XC 1V05	GW 2O76 E	AW 2L53 B	XC 1V48 L	GW 1L72 A	XC 1V06	GW 2F14 M	XC 1V49 J	GW 2F14 M	
Nottingham (NOT)  3 d			0704																
Derby (DBY)  6 d	0727		0738							0808									
Birmingham New Street (BHM)  12 d	0812		0830		0842			0827		0841			0931						
University (UNI) d			0837					0912		0930			1012						
Great Malvern (GMV) d				0845															
Malvern Link (MVL) d				0848															
Worcester Foregate Street (WOF)  7 d				0857															
Worcester Shrub Hill (WOS)  7 d				0900															
Worcestershire Parkway (WOP) d			0858							0958									
Ashchurch for Tewkesbury (ASC) d				0917															
Cheltenham Spa (CNM) a	0850		0914	0926	0931			0950		1014			1050		1114	1122	1127		
Cheltenham Spa (CNM) d	0852	0859	0915	0926	0932		0945	0952	0959	1015		1045	1052	1059	1115	1123	1129		
Gloucester (GCR)  7 a		0907	0924	0935		←	0954		1008	1025		1054	1108	1125	1133				←
Gloucester (GCR)  7 d			0927	0941			0958			1027	1040	1100			1127	1141			1141
Cam & Dursley (CDU) d				→							1052								1155
Yate (YAE) d											1106								1208
Bristol Parkway (BPW)  7 a	0921				1000	1016		1020			1114		1120				1207		1217
Filton Abbey Wood (FIT) a						1019					1118								1220
Bristol Temple Meads (BRI)  10 a	0938				1012	1028		1032			1126		1131				1220		1229
Lydney (LYD) d							1017			1046			1119						
Chepstow (CPW) d			0953				1026						1129		1153				
Caldicot (CDT) d							1035						1137						
Severn Tunnel Jn (STJ) d							1038						1140						
Newport (South Wales) (NWP) a			1011				1050			1111			1152		1211				
Cardiff Central (CDF)  7 a			1025				1107			1125			1207		1225				











NOTES (see introductory pages for explanation of train operator codes and standard symbols)

- a Arrival time
- d Departure time
- c Arrives 3 minutes earlier
- A To London Paddington, see table 125
- B To Maesteg, see table 126
- C Runs from 27 March
- D To Penzance, see table 135
- E To Weymouth, see table 133
- F To Plymouth, see table 135
- G From Leeds to Plymouth, see table 050
- H To Westbury, see table 133
- J From Manchester Piccadilly, see table 050
- K Runs from 27 March. To Maesteg, see table 126
- L From Newcastle, see table 050
- M To Warminster, see table 133
- Z From York to Plymouth, see table 050

Nottingham, Derby, Birmingham, Great Malvern and Worcester to Cheltenham Spa, Gloucester, Bristol, Newport and Cardiff

Mondays to Fridays

Operator Train ID Days of operation/Notes 1st Class/Reservations/Bus Catering facilities	AW 2L55 B	XC 1V50 N 1◇ A	GW 1L74 A 1◇ A	XC 1V07 P	GW 2C18 P	AW 2L57 K	XC 1V52 N 1◇ A	GW 1L76 A 1◇ A	XC 1V08 P	GW 2O78 E	AW 2L59 B	XC 1V54 N 1◇ A	GW 1L78 A 1◇ A	XC 1V09 P	XC 1V55 H	GW 2C22 H	AW 2L61 B	XC 1V56 Q 1◇
Nottingham (NOT)  3 d				1007					1107					1207				
Derby (DBY)  6 d		1031		1041			1131		1140			1231		1238				1331
Birmingham New Street (BHM)  12 d		1112		1130			1212		1230			1312		1330	1342			1412
University (UNI) d				1137					1237					1337				
Great Malvern (GMV) d										1242								
Malvern Link (MVL) d										1245								
Worcester Foregate Street (WOF)  7 d										1254								
Worcester Shrub Hill (WOS)  7 d										1257								
Worcestershire Parkway (WOP) d				1158					1258					1358				
Ashchurch for Tewkesbury (ASC) d										1314								
Cheltenham Spa (CNM) a		1150		1214			1251		1315	1323		1350		1414	1428			1450
Cheltenham Spa (CNM) d	1145	1152	1159	1215		1245	1252	1259	1315	1324	1345	1352	1359	1415	1430			1452
Gloucester (GCR)  7 a	1155		1209	1224		1255		1308	1326	1333	1354	1408	1425					
Gloucester (GCR)  7 d	1159			1227	1242	1307			1328	1338	1359			1427			1440	1457
Cam & Dursley (CDU) d					1255					1351							1453	
Yate (YAE) d					1308					1404							1507	
Bristol Parkway (BPW)  7 a		1220		1317			1320			1415		1422			1459	1515		1520
Filton Abbey Wood (FIT) a				1320						1419					1519			
Bristol Temple Meads (BRI)  10 a		1233		1329			1333			1428		1433			1514	1528		1534
Lydney (LYD) d	1218					1326			1347		1418							1516
Chepstow (CPW) d	1227			1253		1336					1427			1453				1525
Caldicot (CDT) d	1236					1344					1436							1534
Severn Tunnel Jn (STJ) d	1239					1347					1439							1537
Newport (South Wales) (NWP) a	1251			1311		1359			1412		1451			1511				1549
Cardiff Central (CDF)  7 a	1304			1325		1413			1425		1505			1525				1604











Operator Train ID Days of operation/Notes 1st Class/Reservations/Bus Catering facilities	GW 1L80 A 1◇ A	XC 1V10 P 1◇ A	GW 2O80 E	AW 2L63 K	XC 1V58 R 1◇ A	GW 1L82 A 1◇ A	XC 1V11 P 1◇ A	XC 1V59 S 1◇ A	GW 2O82 E	AW 2L65 B	XC 1V60 T 1◇ A	GW 1L84 A 1◇ A	XC 1V12 P 1◇ A	GW 2C28 H	XC 1V61 F 1◇ A	GW 2C28 H	AW 2L67 B	XC 1V62 U 1◇ A
Nottingham (NOT)  3 d		1307					1407						1507					
Derby (DBY)  6 d		1338			1431		1438				1528		1538					1631
Birmingham New Street (BHM)  12 d		1430			1512		1530	1542			1612		1630		1642			1712
University (UNI) d		1437					1537						1637					
Great Malvern (GMV) d																		
Malvern Link (MVL) d																		
Worcester Foregate Street (WOF)  7 d			1451															
Worcester Shrub Hill (WOS)  7 d			1456															
Worcestershire Parkway (WOP) d		1458					1558											
Ashchurch for Tewkesbury (ASC) d			1514															
Cheltenham Spa (CNM) a		1514	1523		1550		1614	1628			1650		1718	1723	1728			1750
Cheltenham Spa (CNM) d	1459	1515	1524		1552	1559	1615	1630		1646	1652	1659	1719	1724	1730		1745	1752
Gloucester (GCR)  7 a	1508	1525	1535			1608	1624			1657		1708	1727	1736				
Gloucester (GCR)  7 d		1527	1540	1555			1627		1641	1700			1730	1741			1741	1800
Cam & Dursley (CDU) d			1553						1654								1741	1754
Yate (YAE) d			1606						1707								1807	
Bristol Parkway (BPW)  7 a			1615		1621			1700	1716		1721				1758	1816		1821
Filton Abbey Wood (FIT) a			1618						1719							1820		
Bristol Temple Meads (BRI)  10 a			1627		1632			1710	1728		1732				1808	1829		1833
Lydney (LYD) d				1614			1646			1719			1749					1819
Chepstow (CPW) d		1553		1623			1655			1729								1829
Caldicot (CDT) d				1632						1737								1837
Severn Tunnel Jn (STJ) d				1635						1740								1840
Newport (South Wales) (NWP) a		1611		1649			1713			1753			1815					1853
Cardiff Central (CDF)  7 a		1625		1707			1726			1813			1828					1909











NOTES (see introductory pages for explanation of train operator codes and standard symbols)

- a Arrival time
- d Departure time
- A To London Paddington, see table 125
- B To Maesteg, see table 126
- E To Weymouth, see table 133
- F To Plymouth, see table 135
- H To Westbury, see table 133
- K Runs from 27 March. To Maesteg, see table 126
- N From Edinburgh to Plymouth, see table 050
- P To Frome, see table 133
- Q From Glasgow Central to Plymouth, see table 050
- R From Edinburgh to Penzance, see table 050
- S To Paignton, see table 135
- T From Aberdeen to Plymouth, see table 050
- U From Edinburgh, see table 050

Nottingham, Derby, Birmingham, Great Malvern and Worcester to Cheltenham Spa, Gloucester, Bristol, Newport and Cardiff

Mondays to Fridays

Operator Train ID Days of operation/Notes 1st Class/Reservations/Bus Catering facilities	GW 1L86 A	XC 1V13	GW 2C30 P	AW 2L69 B	XC 1V64 N	GW 1L88 A	XC 1V14	GW 2T32	XC 1V65 J	GW 2T32	AW 2L71 B	XC 1V66 U	GW 1L90 A	XC 1V15	GW 2T34	AW 2G71 C	XC 1V68 N	GW 1L92 A
Nottingham (NOT)  d		1607				1707								1805				
Derby (DBY)  d		1638			1731	1738						1831		1838			1931	
Birmingham New Street (BHM)  d		1730			1812	1830		1842				1912		1930			2012	
University (UNI) d		1737				1837								1937				
Great Malvern (GMV) d																		
Malvern Link (MVL) d																		
Worcester Foregate Street (WOF)  d								1853										
Worcester Shrub Hill (WOS)  d								1857										
Worcestershire Parkway (WOP) d		1758				1858								1958				
Ashchurch for Tewkesbury (ASC) d		1809						1913										
Cheltenham Spa (CNM) a		1818			1850	1914	1922	1927				1950		2014			2051	
Cheltenham Spa (CNM) d	1759	1819		1846	1852	1859	1915	1923	1929		1946	1952	1959	2015			2053	2059
Gloucester (GCR)  a	1808	1827		1855	1902	1909	1924	1934		←	1955		2009	2023				2109
Gloucester (GCR)  d		1830	1842	1857	1908		1927	1942		←	1942	2000		2027	2041	2056		
Cam & Dursley (CDU) d			1855							→	1954				2054			
Yate (YAE) d			1909								2007				2108			
Bristol Parkway (BPW)  a			1917		1936				1957	2016		2020			2116		2121	
Filton Abbey Wood (FIT) a			1921							2019					2120			
Bristol Temple Meads (BRI)  a			1932		1946				2007	2029		2032			2129		2137	
Lydney (LYD) d				1918								2019				2115		
Chepstow (CPW) d				1927								2028				2125		
Caldicot (CDT) d				1936								2037				2133		
Severn Tunnel Jn (STJ) d				1942e								2040				2136		
Newport (South Wales) (NWP) a				1915	1954		2012					2052		2109		2148		
Cardiff Central (CDF)  a		1928		2009			2026					2107		2124		2204		

Operator Train ID Days of operation/Notes 1st Class/Reservations/Bus Catering facilities	GW 2T36	XC 1V16 FO	XC 1V16 FX	AW 2G73 FO V	AW 2G73 FX C	XC 1V70 U	GW 2C36 H	GW 2B92 W	XC 1V17 X	XC 1V71 U	AW 2G75 FO	AW 2G75 FX	GW 2T40
Nottingham (NOT)  d		1908	1908										
Derby (DBY)  d		1941	1941			2031				2131			
Birmingham New Street (BHM)  d		2030	2030			2110			2130	2212			
University (UNI) d		2037	2037						2137				
Great Malvern (GMV) d							2116						
Malvern Link (MVL) d							2119						
Worcester Foregate Street (WOF)  d							2129						
Worcester Shrub Hill (WOS)  d							2133						2236
Worcestershire Parkway (WOP) d		2058	2058						2158				
Ashchurch for Tewkesbury (ASC) d							2150		2209				2253
Cheltenham Spa (CNM) a		2114	2114			2150	2159		2220	2250			2303
Cheltenham Spa (CNM) d		2115	2115			2152	2200	2216	2221	2252	2258	2258	2303
Gloucester (GCR)  a		2123	2123			2200	2210	2225	2230		2308	2308	2313
Gloucester (GCR)  d	2111	2125	2125	2151	2151	2205	2212				2310	2310	2317
Cam & Dursley (CDU) d	2124						2225						
Yate (YAE) d	2136						2238						
Bristol Parkway (BPW)  a	2145					2231	2246			2320			2346
Filton Abbey Wood (FIT) a	2153						2250						2350
Bristol Temple Meads (BRI)  a	2205					2244	2258			2331			2358
Lydney (LYD) d		2144	2144	2211	2211						2330	2330	
Chepstow (CPW) d		2153	2153	2221	2221						2339	2339	
Caldicot (CDT) d		2202	2202	2229	2229						2348	2348	
Severn Tunnel Jn (STJ) d		2205	2205	2232	2232						2351	2351	
Newport (South Wales) (NWP) a		2216	2216	2246	2250						0007	0014	
Cardiff Central (CDF)  a		2229	2236	2259	2314						0022	0037	

NOTES (see introductory pages for explanation of train operator codes and standard symbols)

- a Arrival time
- d Departure time
- e Arrives 4 minutes earlier
- A To London Paddington, see table 125
- B To Maesteg, see table 126
- C Runs from 27 March
- H To Westbury, see table 133
- J From Manchester Piccadilly, see table 050
- N From Edinburgh to Plymouth, see table 050
- P To Frome, see table 133
- U From Edinburgh, see table 050
- V Runs from 31 March
- W To Swindon, see table 125
- X From Leicester, see table 054
- FO Fridays only
- FX Not Fridays

Nottingham, Derby, Birmingham, Great Malvern and Worcester to Cheltenham Spa, Gloucester, Bristol, Newport and Cardiff

Saturdays

Operator	AW	GW	XC	GW	AW	XC	GW	GW	GW	AW	XC	GW	XC	GW	AW	XC	GW	XC
Train ID	2L43	2B62	1V01	2T04	2G45	1V02	1L64	2T06	2T72	2L47	1V42	1L66	1V03	2074	2L49	1V44	1L68	1V04
Days of operation/Notes	A	B	◇	C	D	◇	E		F	A	G	E	◇	H	A	J	E	◇
1st Class/Reservations/Bus Catering facilities		11	11			11	11				11	11	11			11	11	11
Nottingham (NOT)	3 d												0600					0703
Derby (DBY)	6 d											0610	0637			0727		0736
Birmingham New Street (BHM)	12 d		0500			0542						0712	0730			0812		0830
University (UNI)	d											0737	0737					0837
Great Malvern (GMV)	d								0636									
Malvern Link (MVL)	d								0639									
Worcester Foregate Street (WOF)	7 d								0649									
Worcester Shrub Hill (WOS)	7 d								0652									
Worcestershire Parkway (WOP)	d												0758					0858
Ashchurch for Tewkesbury (ASC)	d					0634			0708									
Cheltenham Spa (CNM)	a		0602			0643			0717		0750		0814			0850		0914
Cheltenham Spa (CNM)	d	0533	0548	0604		0630	0644	0649	0655	0718	0746	0752	0758	0815		0846	0852	0859
Gloucester (GCR)	7 a	0542	0557	0612		0641	0653	0659	0705	0727	0755		0808	0825		0855		0909
Gloucester (GCR)	7 d	0548		0615	0617	0642	0657		0708	0735	0757		0827		0840	0901		0927
Cam & Dursley (CDU)	d				0630				0720	0748					0853			
Yate (YAE)	d				0643				0734	0801					0906			
Bristol Parkway (BPW)	7 a				0652				0742	0810		0820			0915		0921	
Filton Abbey Wood (FIT)	a				0655				0746	0814					0919			
Bristol Temple Meads (BRI)	10 a				0708				0754	0830		0836		0928		0934		
Lydney (LYD)	d	0607		0635		0701	0716				0816					0920		
Chepstow (CPW)	d	0617		0644		0710	0726				0825		0853			0929		0953
Caldicot (CDT)	d	0625		0653		0719	0734				0834					0938		
Severn Tunnel Jn (STJ)	d	0628		0656		0723	0739				0838					0941		
Newport (South Wales) (NWP)	a	0640		0707		0737	0750				0851		0912			0953		1012
Cardiff Central (CDF)	7 a	0653		0720		0759	0805				0908		0926		1008			1027

Operator	GW	XC	GW	AW	XC	GW	XC	GW	AW	XC	GW	XC	GW	XC	GW	AW	XC	GW
Train ID	2C10	1V45	2C10	2L51	1V46	1L70	1V05	2076	2L53	1V48	1L72	1V06	2C13	1V49	2C13	2L55	1V50	1L74
Days of operation/Notes	K	L	K	M	N	E	◇	H	A	P	E	◇	K	L	K	A	Q	E
1st Class/Reservations/Bus Catering facilities		11			11	11		11		11	11	11		11			11	11
Nottingham (NOT)	3 d							0807				0907						
Derby (DBY)	6 d				0828			0842		0931		0938					1031	
Birmingham New Street (BHM)	12 d		0842		0912			0930		1012		1030		1042			1112	
University (UNI)	d							0937				1037						
Great Malvern (GMV)	d																	
Malvern Link (MVL)	d																	
Worcester Foregate Street (WOF)	7 d	0853											1053					
Worcester Shrub Hill (WOS)	7 d	0856											1057					
Worcestershire Parkway (WOP)	d						0958					1058						
Ashchurch for Tewkesbury (ASC)	d	0913											1113					
Cheltenham Spa (CNM)	a	0922	0928		0950		1014			1050		1114	1122	1128			1150	
Cheltenham Spa (CNM)	d	0923	0929		0945	0952	0959	1015		1041	1052	1059	1115	1123	1129		1146	1152
Gloucester (GCR)	7 a	0932		←	0954	1009	1023		1050		1109	1124	1132		←	1155		1209
Gloucester (GCR)	7 d	0941		0941	1001		1027	1041	1052			1127	1145			1145	1158	
Cam & Dursley (CDU)	d	→		0954				1054					→			1159		
Yate (YAE)	d			1007				1108								1212		
Bristol Parkway (BPW)	7 a		0958	1016		1020		1116		1121				1157		1221		1225
Filton Abbey Wood (FIT)	a			1019				1120								1224		
Bristol Temple Meads (BRI)	10 a		1008	1029		1036		1128		1135				1207		1233		1238
Lydney (LYD)	d			1020			1046		1111								1217	
Chepstow (CPW)	d			1029					1120			1153					1226	
Caldicot (CDT)	d			1038					1129								1235	
Severn Tunnel Jn (STJ)	d			1042					1132								1238	
Newport (South Wales) (NWP)	a			1054			1111		1145			1212					1250	
Cardiff Central (CDF)	7 a			1109			1125		1200			1226					1306	

NOTES (see introductory pages for explanation of train operator codes and standard symbols)

- a Arrival time
- d Departure time
- A To Maesteg, see table 126
- B To Swindon, see table 125
- C Also calls at Stapleton Road 0700 and Lawrence Hill 0704
- D Runs from 1 April
- E To London Paddington, see table 125
- F Also calls at Stapleton Road 0819 and Lawrence Hill 0824
- G To Plymouth, see table 050
- H To Weymouth, see table 133
- J From Leeds to Plymouth, see table 050
- K To Westbury, see table 133
- L From Manchester Piccadilly, see table 050
- M Runs from 1 April. To Maesteg, see table 126
- N From York to Plymouth, see table 050
- P From York, see table 050
- Q From Edinburgh to Plymouth, see table 050

Nottingham, Derby, Birmingham, Great Malvern and Worcester to Cheltenham Spa, Gloucester, Bristol, Newport and Cardiff

Saturdays

Operator	XC	GW	AW	XC	GW	XC	GW	AW	XC	GW	XC	XC	GW	AW	XC	GW	XC	GW	
Train ID	1V07	2C14	2L57	1V52	1L76	1V08	2O78	2L59	1V54	1L78	1V09	1V55	2C18	2L61	1V56	2B80	1V10	2C25	
Days of operation/Notes	1	K	M	Q	E	Q	H	A	R	E	Q	Q	K	A	S	B	Q	K	
1st Class/Reservations/Bus Catering facilities	1	1	1	1	1	1	1	1	1	1	1	1	1	1	1	1	1	1	
Nottingham (NOT)	3 d	1007				1107													
Derby (DBY)	6 d	1038				1138			1231								1307		
Birmingham New Street (BHM)	12 d	1130			1212	1230			1312		1330	1342			1412			1430	
University (UNI)	d	1137				1237					1337							1437	
Great Malvern (GMV)	d																		
Malvern Link (MVL)	d																		
Worcester Foregate Street (WOF)	7 d						1253											1453	
Worcester Shrub Hill (WOS)	7 d						1257											1457	
Worcestershire Parkway (WOP)	d	1158				1258					1358							1458	
Ashchurch for Tewkesbury (ASC)	d							1313										1513	
Cheltenham Spa (CNM)	a	1214			1250	1314	1322		1350		1414	1428			1450		1514	1522	
Cheltenham Spa (CNM)	d	1215		1246	1252	1259	1315	1323	1346	1352	1359	1415	1429		1446	1452	1459	1515	1523
Gloucester (GCR)	7 a	1223		1255		1309	1323	1333	1355		1409	1424			1455	1509	1524	1532	
Gloucester (GCR)	7 d	1227	1241	1257		1327	1341	1358			1427			1441	1500		1527	1541	
Cam & Dursley (CDU)	d		1254				1354							1454				1554	
Yate (YAE)	d		1307				1407							1507				1607	
Bristol Parkway (BPW)	7 a		1316		1321		1416		1422		1457	1516		1521				1616	
Filton Abbey Wood (FIT)	a		1320				1419					1520						1620	
Bristol Temple Meads (BRI)	10 a		1328		1336		1428		1434		1507	1528		1536				1628	
Lydney (LYD)	d			1316		1346		1417						1519					
Chepstow (CPW)	d	1253		1325				1426			1453			1528			1553		
Caldicot (CDT)	d			1334				1435						1537					
Severn Tunnel Jn (STJ)	d			1337				1438						1540					
Newport (South Wales) (NWP)	a	1312		1349		1411		1450			1511			1552				1611	
Cardiff Central (CDF)	7 a	1325		1407		1425		1507			1525			1606				1625	











Operator	AW	XC	GW	XC	GW	AW	XC	GW	XC	GW	AW	XC	GW	XC	GW	AW	XC	GW	
Train ID	2L63	1V58	1L82	1V11	2O82	2L65	1V60	1L84	1V12	2C27	2L67	1V62	2B86	1V13	2C30	2L69	1V64	1L88	
Days of operation/Notes	M	T	E	Q	H	A	U	E	Q	K	A	R	B	Q	V	A	Q	E	
1st Class/Reservations/Bus Catering facilities	1	1	1	1	1	1	1	1	1	1	1	1	1	1	1	1	1	1	
Nottingham (NOT)	3 d			1407					1507					1607					
Derby (DBY)	6 d			1431	1438			1528	1539			1631		1638			1731		
Birmingham New Street (BHM)	12 d			1512	1530			1612	1630			1712		1730			1812		
University (UNI)	d				1537				1637					1737					
Great Malvern (GMV)	d																		
Malvern Link (MVL)	d																		
Worcester Foregate Street (WOF)	7 d									1653									
Worcester Shrub Hill (WOS)	7 d									1657									
Worcestershire Parkway (WOP)	d				1558				1658					1758					
Ashchurch for Tewkesbury (ASC)	d									1713				1809					
Cheltenham Spa (CNM)	a		1550		1614		1650		1714	1722		1750		1818			1850		
Cheltenham Spa (CNM)	d	1546	1552	1559	1615		1646	1652	1659	1715	1723	1745	1752	1759	1819		1846	1852	1859
Gloucester (GCR)	7 a	1555		1609	1623		1655	1709	1725	1732	1754		1809	1827		1855		1907	
Gloucester (GCR)	7 d	1557			1627	1641	1658		1727	1741	1756			1830	1841	1858			
Cam & Dursley (CDU)	d					1654				1754					1854				
Yate (YAE)	d					1707				1807					1907				
Bristol Parkway (BPW)	7 a		1621			1716		1721		1816		1820		1916			1921		
Filton Abbey Wood (FIT)	a					1719				1820				1919					
Bristol Temple Meads (BRI)	10 a		1634			1728		1735		1828		1834		1928			1936		
Lydney (LYD)	d	1616			1646		1717			1746		1815				1917			
Chepstow (CPW)	d	1625			1656		1726					1825				1927			
Caldicot (CDT)	d	1634					1735					1833				1935			
Severn Tunnel Jn (STJ)	d	1637					1738					1836				1938			
Newport (South Wales) (NWP)	a	1649			1713		1750		1811		1848			1912		1950			
Cardiff Central (CDF)	7 a	1703			1727		1807		1827		1906			1925		2007			

NOTES (see introductory pages for explanation of train operator codes and standard symbols)

- a Arrival time
- d Departure time
- A To Maesteg, see table 126
- B To Swindon, see table 125
- E To London Paddington, see table 125
- H To Weymouth, see table 133
- K To Westbury, see table 133
- M Runs from 1 April. To Maesteg, see table 126
- Q From Edinburgh to Plymouth, see table 050
- R From Edinburgh, see table 050
- S From Glasgow Central to Plymouth, see table 050
- T From Edinburgh to Penzance, see table 050
- U From Aberdeen to Penzance, see table 050
- V To Frome, see table 133

Nottingham, Derby, Birmingham, Great Malvern and Worcester to Cheltenham Spa, Gloucester, Bristol, Newport and Cardiff

Saturdays

Operator Train ID Days of operation/Notes 1st Class/Reservations/Bus Catering facilities	XC 1V14	GW 2T31	XC 1V65 L	GW 2T31	AW 2L71 A	XC 1V66 R	GW 1L90 E	XC 1V15	AW 2G71 D	XC 1V68 Q	GW 2T34	GW 1L92 E	XC 1V16	GW 2B98 B	AW 2G73 D	XC 1V70 R	GW 2C38 V	AW 2G75
Nottingham (NOT)  d	1707							1807					1907					
Derby (DBY)  d	1739					1828		1838		1931			1938			2031		
Birmingham New Street (BHM)  d	1830		1842			1912		1930		2012			2030			2112		
University (UNI) d	1837							1937					2037					
Great Malvern (GMV) d																		2124
Malvern Link (MVL) d																		2127
Worcester Foregate Street (WOF)  d		1853																2137
Worcester Shrub Hill (WOS)  d		1857																2140
Worcestershire Parkway (WOP) d	1858							1958					2058					
Ashchurch for Tewkesbury (ASC) d		1913																2156
Cheltenham Spa (CNM) a	1914	1922	1928			1950		2014		2050			2114			2150	2205	
Cheltenham Spa (CNM) d	1915	1923	1929		1946	1952	2002	2015	2045	2052		2105	2115	2132	2145	2152	2206	2258
Gloucester (GCR)  a	1925	1932		←	1956		2011	2024	2054		2114	2124	2142	2154	2200	2216	2307	
Gloucester (GCR)  d	1927	1940		←	1940	1958		2027	2059		2107	2127		2156	2205	2218	2309	
Cam & Dursley (CDU) d				←	1953						2121							2231
Yate (YAE) d					2007						2134							2245
Bristol Parkway (BPW)  a			1957	2015		2022				2120	2141					2230	2253	
Filton Abbey Wood (FIT) a				2019							2145						2257	
Bristol Temple Meads (BRI)  a			2007	2027		2036				2134	2154					2240	2306	
Lydney (LYD) d					2017				2118				2146		2215			2328
Chepstow (CPW) d					2027				2128				2156		2225			2338
Caldicot (CDT) d					2035				2136				2204		2233			2346
Severn Tunnel Jn (STJ) d					2038				2139				2207		2236			2349
Newport (South Wales) (NWP) a	2009				2050			2109	2151				2219		2254			0008
Cardiff Central (CDF)  a	2022				2108			2122	2211				2244		2314			0030

NOTES (see introductory pages for explanation of train operator codes and standard symbols)

- a Arrival time
- d Departure time
- A To Maesteg, see table 126
- B To Swindon, see table 125
- D Runs from 1 April
- E To London Paddington, see table 125
- L From Manchester Piccadilly, see table 050
- Q From Edinburgh to Plymouth, see table 050
- R From Edinburgh, see table 050
- V To Frome, see table 133

Nottingham, Derby, Birmingham, Great Malvern and Worcester to Cheltenham Spa, Gloucester, Bristol, Newport and Cardiff

Sundays

Operator Train ID Days of operation/Notes 1st Class/Reservations/Bus Catering facilities	AW 2G49	GW 2T31	GW 2B44 A	XC 1V46 B P◇ P	GW 2T33	AW 2G51	GW 1L50 C P□ P	XC 1V02	XC 1V48 D P◇ P	GW 2B07 A P	XC 1V03	XC 1V50 E P◇ P	GW 2T37	AW 2G53	XC 1V52 F P◇ P	GW 2B08 A	XC 1V04	XC 1V54 G P◇ P
Nottingham (NOT) 3 d												0955						1116
Derby (DBY) 6 d									0931			1031				1131		1140
Birmingham New Street (BHM) 12 d			0930					1012	1030			1112	1130			1212		1230
University (UNI) d								1018				1118						1237
Great Malvern (GMV) d																		
Malvern Link (MVL) d																		
Worcester Foregate Street (WOF) 7 d																		
Worcester Shrub Hill (WOS) 7 d					0957								1154					
Worcestershire Parkway (WOP) d								1040				1140						1258
Ashchurch for Tewkesbury (ASC) d					1014								1211					
Cheltenham Spa (CNM) a			1008	1023				1058	1108		1159	1208	1220		1250		1314	1350
Cheltenham Spa (CNM) d		0925	0934	1010	1023	1038	1054	1100	1110	1155	1200	1210	1222	1235	1252	1301	1318	1352
Gloucester (GCR) 7 a		0935	0943		1033	1047	1106	1109		1205	1209	1210	1232	1245		1311	1327	
Gloucester (GCR) 7 d	0845	0938			1040	1048		1111			1211		1238	1246			1330	
Cam & Dursley (CDU) d		0952			1054								1253					
Yate (YAE) d		1005			1107								1304					
Bristol Parkway (BPW) 7 a		1015	1038	1116					1141			1242	1312		1320			1421
Filton Abbey Wood (FIT) a		1019		1119									1315					
Bristol Temple Meads (BRI) 10 a		1028	1049	1128					1151			1253	1324		1333			1436
Lydney (LYD) d	0904					1107												1305
Chepstow (CPW) d	0914					1116												1314
Caldicot (CDT) d	0922					1125												1323
Severn Tunnel Jn (STJ) d	0925					1128												1326
Newport (South Wales) (NWP) a	0944					1140		1153				1253		1338				1412
Cardiff Central (CDF) 7 a	1004					1155		1207				1306		1353				1425

Operator Train ID Days of operation/Notes 1st Class/Reservations/Bus Catering facilities	GW 2B09 A P	AW 2G55	XC 1V05	AW 2G55	GW 2T41	XC 1V56 H P◇ P	GW 1L66 C P□ P	XC 1V06	XC 1V57 J P◇ P	XC 1V58 K P◇ P	GW 2B11 A	AW 2G57	XC 1V07	AW 2G57	GW 2T45	XC 1V60 H P◇ P	GW 1L78 C P□ P	XC 1V08
Nottingham (NOT) 3 d			1216					1316					1416					1512
Derby (DBY) 6 d			1240			1331		1340		1431			1440			1531		1537
Birmingham New Street (BHM) 12 d			1330		1412			1430	1442	1512			1530			1612		1630
University (UNI) d			1337					1437					1537					1637
Great Malvern (GMV) d																		
Malvern Link (MVL) d																		
Worcester Foregate Street (WOF) 7 d					1344										1547			
Worcester Shrub Hill (WOS) 7 d					1357										1554			
Worcestershire Parkway (WOP) d			1358					1458					1558					1658
Ashchurch for Tewkesbury (ASC) d					1414										1614			
Cheltenham Spa (CNM) a			1414		1423	1450		1514	1524	1550			1614		1623	1650		1714
Cheltenham Spa (CNM) d	1401	1409	1415		1423	1452	1501	1515	1526	1552	1601	1610	1615		1623	1652	1701	1715
Gloucester (GCR) 7 a	1410	1419	1424	←	1434		1513	1524			1611	1622	1624	←	1634	1714		1723
Gloucester (GCR) 7 d		1429	1425	1429	1441			1530				1629	1625	1629	1641			1725
Cam & Dursley (CDU) d		←			1454							←			1654			
Yate (YAE) d					1507										1706			
Bristol Parkway (BPW) 7 a					1516	1522			1555	1620					1714	1720		
Filton Abbey Wood (FIT) a					1519										1718			
Bristol Temple Meads (BRI) 10 a					1528	1536			1608	1636					1727	1734		
Lydney (LYD) d				1448											1648			
Chepstow (CPW) d				1458											1658			
Caldicot (CDT) d				1506											1706			
Severn Tunnel Jn (STJ) d				1509											1709			
Newport (South Wales) (NWP) a			1507	1521				1612					1708	1721				1807
Cardiff Central (CDF) 7 a			1525	1536				1625					1721	1735				1821

NOTES (see introductory pages for explanation of train operator codes and standard symbols)

- a Arrival time
- d Departure time
- A To Swindon, see table 125
- B To Plymouth, see table 135
- C To London Paddington, see table 125
- D From Leeds to Plymouth, see table 050
- E From Leeds, see table 050
- F From York to Plymouth, see table 050
- G From Newcastle, see table 050
- H From Edinburgh to Plymouth, see table 050
- J To Paignton, see table 135
- K From Edinburgh, see table 050

Nottingham, Derby, Birmingham, Great Malvern and Worcester to Cheltenham Spa, Gloucester, Bristol, Newport and Cardiff

Sundays

Operator	XC	GW	XC	GW	AW	XC	GW	XC	XC	GW	AW	XC	AW	GW	XC	GW	XC	GW
Train ID	1V62	2B13	1V09	2T49	2G59	1V64	2B14	1V10	1V66	2B15	2G61	1V11	2G61	2T53	1V68	2B16	1V70	2B90
Days of operation/Notes	K	A				H	A		L	A					H	A	K	A
1st Class/Reservations/Bus	◇		◇			◇		◇	◇	◇		◇			◇		◇	◇
Catering facilities	⚡		⚡			⚡		⚡	⚡	⚡		⚡			⚡		⚡	⚡
Nottingham (NOT)	8 d		1616					1716				1816						
Derby (DBY)	6 d	1631	1640			1731		1742	1831			1840			1931		2031	
Birmingham New Street (BHM)	12 d	1712	1730			1812		1830	1912			1930			2012		2112	
University (UNI)	d		1737					1837				1937						
Great Malvern (GMV)	d																	
Malvern Link (MVL)	d																	
Worcester Foregate Street (WOF)	7 d			1737										1941				
Worcester Shrub Hill (WOS)	7 d			1758										1952				
Worcestershire Parkway (WOP)	d		1758					1858				1958						
Ashchurch for Tewkesbury (ASC)	d			1814										2014				
Cheltenham Spa (CNM)	a	1750	1814	1823		1850		1914	1950			2014		2023	2050		2150	
Cheltenham Spa (CNM)	d	1752	1801	1815	1824	1835	1852	1900	1915	1952	2000	2010	2015	2025	2052	2100	2152	2200
Gloucester (GCR)	7 a		1811	1827	1834	1846		1911	1923		2009	2022	2024	2036		2111	2200	2210
Gloucester (GCR)	7 d			1828	1841	1848		1925				2033	2025	2033	2042		2205	
Cam & Dursley (CDU)	d				1854									2054				
Yate (YAE)	d				1907									2106				
Bristol Parkway (BPW)	7 a	1821			1916		1922		2020					2113	2120		2230	
Filton Abbey Wood (FIT)	a				1919									2118				
Bristol Temple Meads (BRI)	10 a	1836			1928		1936		2035					2126	2135		2240	
Lydney (LYD)	d				1907									2052				
Chepstow (CPW)	d				1916									2102				
Caldicot (CDT)	d				1925									2111				
Severn Tunnel Jn (STJ)	d				1928									2117				
Newport (South Wales) (NWP)	a			1911	1941			2007				2107	2133					
Cardiff Central (CDF)	7 a			1925	1956			2020				2120	2148					

Operator	AW	GW	XC	GW
Train ID	2G63	2T57	1V72	2T57
Days of operation/Notes			K	
1st Class/Reservations/Bus			◇	
Catering facilities			⚡	
Nottingham (NOT)	8 d			
Derby (DBY)	6 d		2130	
Birmingham New Street (BHM)	12 d		2212	
University (UNI)	d			
Great Malvern (GMV)	d			
Malvern Link (MVL)	d			
Worcester Foregate Street (WOF)	7 d	2158		
Worcester Shrub Hill (WOS)	7 d	2218		
Worcestershire Parkway (WOP)	d			
Ashchurch for Tewkesbury (ASC)	d	2235		
Cheltenham Spa (CNM)	a	2244	2250	
Cheltenham Spa (CNM)	d	2245	2252	
Gloucester (GCR)	7 a	2255		←
Gloucester (GCR)	7 d	2240	2305	2305
Cam & Dursley (CDU)	d		←	2318
Yate (YAE)	d			2332
Bristol Parkway (BPW)	7 a		2320	2341
Filton Abbey Wood (FIT)	a			2344
Bristol Temple Meads (BRI)	10 a		2330	2353
Lydney (LYD)	d	2259		
Chepstow (CPW)	d	2308		
Caldicot (CDT)	d	2317		
Severn Tunnel Jn (STJ)	d	2320		
Newport (South Wales) (NWP)	a	2332		
Cardiff Central (CDF)	7 a	2347		

NOTES (see introductory pages for explanation of train operator codes and standard symbols)

- a Arrival time
- d Departure time
- A To Swindon, see table 125
- H From Edinburgh to Plymouth, see table 050
- K From Edinburgh, see table 050
- L From Aberdeen, see table 050