











Rugby to Coventry, Birmingham and Wolverhampton

Mondays to Fridays

Operator Train ID Days of operation/Notes 1st Class/Reservations/Bus Catering facilities	LM 2Y55	LM 2Y59	VT 9G68	VT 9G70		LM 1Y81	VT 9G48	VT 9G49	VT 9G50	VT 1D80	LM 1F42	LM 2K38	LM 2J02	LM 2C01	XC 1H09	VT 1S36	LM 2W00	LM 2Y01
	MO	MO	MO	MO		MX	MX	MX	MX	A	B	C	D		E	F		
	1	1	1R	1R		1	1R	1R	1R	1R	1	1		1	1	1R	1	1
			1R	1R			1R	1R	1R	1R					1	1R		
London Euston (EUS)  d																		
Watford Junction (WFJ) d																		
Milton Keynes Central (MKC) d				0013					0029									
Northampton (NMP) d																		0515
Rugby (RUG) d				0048s				0031	0059									0537
Coventry (COV) d				0059s			0011	0041	0111				0533					0547
Canley (CNL) d																		0550
Tile Hill (THL) d																		0554
Berkswell (BKW) d																		0558
Hampton-in-Arden (HIA) d		0001																0602
Birmingham International (BHI) a		0004		0112s			0020	0050	0120					0542				0605
Birmingham International (BHI) d		0004	0010			0004	0021	0052	0121					0542				0605
Marston Green (MGN) d		0008				0007								0546				
Lea Hall (LEH) d						0011								0549				
Stechford (SCF) d						0014								0552				
Adderley Park (ADD) d						0018								0557				
Birmingham New Street (BHM)  a		0016	0022	0123s		0023	0033	0102	0132					0601				0615
Birmingham New Street (BHM)  d			0025				0036	0105	0135	0530	0533	0552	0556		0601	0605	0613	
Smethwick Rolfe Street (SMR) d																		0619
Smethwick Galton Bridge (SGB)  d											0541		0603					0621
Sandwell & Dudley (SAD) d																0615		0624
Dudley Port (DDP) d																		0628
Tipton (TIP) d	0001																	0630
Coseley (CSY) d	0004																	0633
Tame Bridge Parkway (TAB) d													0606					
Wolverhampton (WVH)  a	0009		0042	0143			0103	0130	0202	0547	0553	0623	0614		0617	0629	0638	

Operator Train ID Days of operation/Notes 1st Class/Reservations/Bus Catering facilities	AW 1J03	LM 2J04	LM 1F44	LM 2C25	LM 2W02	LM 2Y03	LM 2K40	LM 2J06	XC 1H14	VT 1S39	LM 2H27	LM 2W04	LM 2Y05	AW 1D11	XC 1H17	LM 2J08	LM 1F46	LM 2H29
	G	D	B		H		C	D	E	J	K			L	E	D	B	K
	1		1	1	1	1	1	1	1	1R	1	1	1	1	1	1	1	1
			1	1	1	1	1	1	1	1R	1	1	1	1	1	1	1	1
London Euston (EUS)  d																		
Watford Junction (WFJ) d																		
Milton Keynes Central (MKC) d																		
Northampton (NMP) d						0542							0606					
Rugby (RUG) d						0605							0630					
Coventry (COV) d				0612		0615							0644					
Canley (CNL) d						0619							0647					
Tile Hill (THL) d						0623							0651					
Berkswell (BKW) d						0626							0655					
Hampton-in-Arden (HIA) d						0630							0659					
Birmingham International (BHI) a				0621		0633							0702					
Birmingham International (BHI) d				0621		0634					0651		0704	0708				0721
Marston Green (MGN) d				0624						0654								0724
Lea Hall (LEH) d				0628						0658								0728
Stechford (SCF) d				0631						0701								0731
Adderley Park (ADD) d				0634						0705								0734
Birmingham New Street (BHM)  a				0640		0646				0711			0715	0720				0739
Birmingham New Street (BHM)  d	0622	0626	0634		0641		0650	0656	0701	0707		0711		0722	0726	0729	0734	
Smethwick Rolfe Street (SMR) d					0647							0717						
Smethwick Galton Bridge (SGB)  d		0633	0641		0650			0703				0720				0736	0741	
Sandwell & Dudley (SAD) d	0630				0653					0717		0723		0730				
Dudley Port (DDP) d					0657							0727						
Tipton (TIP) d					0659							0729						
Coseley (CSY) d					0702							0732						
Tame Bridge Parkway (TAB) d							0705											
Wolverhampton (WVH)  a	0641	0645	0653		0707		0725	0714	0717	0729		0737		0741	0744	0747	0753	








For the complete service between London and Rugby see table 067








NOTES (see introductory pages for explanation of train operator codes and standard symbols)

- a Arrival time
- d Departure time
- s Stops to set down only
- A To Holyhead, see table 075
- B To Liverpool Lime Street, see table 076
- C To Crewe, see table 076
- D To Shrewsbury, see table 075
- E To Manchester Piccadilly, see table 076
- F To Edinburgh, see table 065
- G To Aberystwyth, see table 075
- H From Walsall, see table 069
- J To Glasgow Central, see table 065
- K To Rugeley Trent Valley, see table 069
- L To Chester, see table 075
- MO Mondays only
- MX Not Mondays

Rugby to Coventry, Birmingham and Wolverhampton

Mondays to Fridays

Operator Train ID Days of operation/Notes 1st Class/Reservations/Bus Catering facilities	LM 2W06 H I	LM 2Y07 H I	LM 2K42 C I	LM 2J10 D	VT 9S44 F I R X	XC 1M18 M I	VT 9S44 F I R X	LM 2H31 K	LM 2W08 H	LM 2Y09 I	AW 1J07 N I R X	VT 9G04 I R X	LM 1F48 B I	LM 2H33 K	LM 2W10 H	LM 1Y11 I	LM 2K44 C I	LM 2J12 D
London Euston (EUS)  d					0616					0535		0710				0621		
Watford Junction (WFJ) d					0631u					0555						0636		
Milton Keynes Central (MKC) d					0652					0638						0707		
Northampton (NMP) d		0642								0711						0737		
Rugby (RUG) d		0705			0715					0734						0801		
Coventry (COV) d		0715			0727	0730				0745		0806				0812		
Canley (CNL) d		0719								0748						0815		
Tile Hill (THL) d		0723								0752						0819		
Berkswell (BKW) d		0726								0756						0823		
Hampton-in-Arden (HIA) d		0730								0800						0827		
Birmingham International (BHI) a		0733			0736	0739				0803		0815				0830		
Birmingham International (BHI) d		0734			0738	0741		0751		0803	0808	0816		0821		0830		
Marston Green (MGN) d								0754		0807				0824				
Lea Hall (LEH) d								0758						0828				
Stechford (SCF) d								0801						0831				
Adderley Park (ADD) d														0834				
Birmingham New Street (BHM)  a		0744			0748	0751		0808		0814	0820	0826		0839		0844		
Birmingham New Street (BHM)  d	0741		0752	0756	0807	0801	0807		0811		0822		0834		0841	0852	0856	
Smethwick Rolfe Street (SMR) d	0747								0817						0847			
Smethwick Galton Bridge (SGB)  d	0750			0803					0820				0841		0850		0903	
Sandwell & Dudley (SAD) d	0753						0817		0823		0830				0853			
Dudley Port (DDP) d	0757								0827						0857			
Tipton (TIP) d	0759								0829						0859			
Coseley (CSY) d	0802								0832						0902			
Tame Bridge Parkway (TAB) d			0806														0906	
Wolverhampton (WVH)  a	0807		0825	0814		0817	0829		0837		0841		0853		0907		0925	0914








Operator Train ID Days of operation/Notes 1st Class/Reservations/Bus Catering facilities	VT 9P47 P I R X	XC 1M22 Q I R X	VT 9P47 P I R X	LM 2H35 K	LM 2W12 H	LM 1Y13 I	AW 1D12 A I R X	VT 9G07 I R X	LM 1F50 B I	LM 2H37 K I	LM 2W14 H	LM 1Y15 I	VT 9G08 I R X	LM 2K46 C I	LM 2J14 D	XC 1M26 R I R X	VT 9S54 F I R X	LM 2H39 K
London Euston (EUS)  d	0716							0810					0723	0816				0840
Watford Junction (WFJ) d	0731u												0738	0831u				
Milton Keynes Central (MKC) d	0752					0738							0808	0852				
Northampton (NMP) d						0810							0840					
Rugby (RUG) d	0815					0835							0904	0915				
Coventry (COV) d	0827	0830				0846		0906					0915	0927		0930	0936	
Canley (CNL) d						0849							0918					
Tile Hill (THL) d						0853							0922					
Berkswell (BKW) d						0857							0926					
Hampton-in-Arden (HIA) d						0901							0930					
Birmingham International (BHI) a	0836	0839				0904		0915					0933	0936		0939	0945	
Birmingham International (BHI) d	0838	0841		0851		0905	0908	0916		0921		0934	0938			0941	0946	0952
Marston Green (MGN) d				0854						0924								0955
Lea Hall (LEH) d				0858						0928								0959
Stechford (SCF) d				0901						0931								1002
Adderley Park (ADD) d										0934								
Birmingham New Street (BHM)  a	0848	0851		0910		0914	0920	0927		0939		0945	0948			0951	0956	1009
Birmingham New Street (BHM)  d	0907	0901	0907		0911		0922		0934		0941			0952	0956	1001	1007	
Smethwick Rolfe Street (SMR) d					0917						0947							
Smethwick Galton Bridge (SGB)  d					0920				0941		0950			1003				
Sandwell & Dudley (SAD) d			0917		0923		0930				0953						1017	
Dudley Port (DDP) d					0927						0957							
Tipton (TIP) d					0929						0959							
Coseley (CSY) d					0932						1002							
Tame Bridge Parkway (TAB) d														1006				
Wolverhampton (WVH)  a		0917	0929		0937		0941		0953		1007			1025	1014	1017	1029	








NOTES (see introductory pages for explanation of train operator codes and standard symbols)

- a Arrival time
- d Departure time
- u Stops to pick up only
- A To Holyhead, see table 075
- B To Liverpool Lime Street, see table 076
- C To Crewe, see table 076
- D To Shrewsbury, see table 075
- F To Edinburgh, see table 065
- H From Walsall, see table 069
- K To Rugeley Trent Valley, see table 069
- M From Southampton Central to Manchester Piccadilly, see table 050
- N To Aberystwyth/Pwllheli, see table 075
- P To Blackpool North, see table 065
- Q From Reading to Manchester Piccadilly, see table 050
- R From Bournemouth to Manchester Piccadilly, see table 050

Rugby to Coventry, Birmingham and Wolverhampton

Mondays to Fridays

Operator Train ID Days of operation/Notes 1st Class/Reservations/Bus Catering facilities	LM 2W16 H	LM 1Y17 I	AW 1J11 N ⌘	VT 9G10 I R ⊗	LM 1F52 B I	LM 2H41 K I	LM 2W18 H	LM 1Y19 I	LM 2K48 C I	LM 2J16 D	VT 9S55 J I R ⊗	XC 1M30 R I ⬠	VT 9S55 J I R ⊗	VT 9G12 I R ⊗	LM 2H43 K	LM 2W20 H	LM 1Y21 I	AW 1D13 A ⌘
London Euston (EUS)  d		0756		0910				0823			0916			0940			0856	
Watford Junction (WFJ) d								0838			0931u							
Milton Keynes Central (MKC) d		0838						0908			0952						0938	
Northampton (NMP) d		0910						0940									1010	
Rugby (RUG) d		0934						1004			1015						1034	
Coventry (COV) d		0945		1006				1015			1027	1030		1036			1045	
Canley (CNL) d		0948						1018									1048	
Tile Hill (THL) d		0952						1022									1052	
Berkswell (BKW) d		0956						1026									1056	
Hampton-in-Arden (HIA) d		1000						1030									1100	
Birmingham International (BHI) a		1003		1015				1033			1036	1039		1045			1103	
Birmingham International (BHI) d		1004	1008	1016		1021		1034			1038	1041		1046	1051		1104	1108
Marston Green (MGN) d						1024									1054			
Lea Hall (LEH) d						1028									1058			
Stechford (SCF) d						1031									1101			
Adderley Park (ADD) d						1034												
Birmingham New Street (BHM)  a		1014	1020	1027		1039		1044			1048	1051		1056	1108		1114	1120
Birmingham New Street (BHM)  d	1011		1022		1034		1041		1052	1056	1107	1101	1107			1111		1122
Smethwick Rolfe Street (SMR) d	1017						1047									1117		
Smethwick Galton Bridge (SGB)  d	1020				1041		1050			1103						1120		
Sandwell & Dudley (SAD) d	1023		1030				1053						1117			1123		1130
Dudley Port (DDP) d	1027						1057									1127		
Tipton (TIP) d	1029						1059									1129		
Coseley (CSY) d	1032						1102									1132		
Tame Bridge Parkway (TAB) d									1106									
Wolverhampton (WVH)  a	1037		1041		1053		1107		1125	1114		1117	1129			1137		1141

Operator Train ID Days of operation/Notes 1st Class/Reservations/Bus Catering facilities	LM 1F54 B I	LM 2H45 K	LM 2W22 H	LM 1Y23 I	LM 2K50 C I	LM 2J18 D	VT 9S60 F I R ⊗	XC 1M34 Q I ⬠	VT 9S60 F I R ⊗	VT 9G15 I R ⊗	LM 2H47 K	LM 2W24 H	LM 1Y25 I	AW 1J15 N I R ⌘	LM 1F56 B I	LM 2H49 K I	LM 2W26 H	LM 1Y27 I
London Euston (EUS)  d				0923			1016			1040			0956					1023
Watford Junction (WFJ) d				0938			1031u											1038
Milton Keynes Central (MKC) d				1008			1052						1038					1108
Northampton (NMP) d				1040									1110					1140
Rugby (RUG) d				1104			1115						1134					1204
Coventry (COV) d				1115			1127	1130		1136			1145					1215
Canley (CNL) d				1118									1148					1218
Tile Hill (THL) d				1122									1152					1222
Berkswell (BKW) d				1126									1156					1226
Hampton-in-Arden (HIA) d				1130									1200					1230
Birmingham International (BHI) a				1133			1136	1139		1145			1203					1233
Birmingham International (BHI) d		1121		1134			1138	1141		1146	1151		1204	1208		1221		1234
Marston Green (MGN) d		1124									1154					1224		
Lea Hall (LEH) d		1128									1158					1228		
Stechford (SCF) d		1131									1201					1231		
Adderley Park (ADD) d		1134														1234		
Birmingham New Street (BHM)  a		1139		1145			1148	1151		1156	1208		1214	1220		1239		1244
Birmingham New Street (BHM)  d	1134		1141		1152	1156	1207	1201	1207			1211		1222	1234		1241	
Smethwick Rolfe Street (SMR) d			1147									1217						1247
Smethwick Galton Bridge (SGB)  d	1141		1150		1203							1220			1241			1250
Sandwell & Dudley (SAD) d			1153						1217			1223		1230				1253
Dudley Port (DDP) d			1157									1227						1257
Tipton (TIP) d			1159									1229						1259
Coseley (CSY) d			1202									1232						1302
Tame Bridge Parkway (TAB) d					1206													
Wolverhampton (WVH)  a	1153		1207		1225	1214		1217	1229			1237		1241	1253		1307	

NOTES (see introductory pages for explanation of train operator codes and standard symbols)

- a Arrival time
- d Departure time
- u Stops to pick up only
- A To Holyhead, see table 075
- B To Liverpool Lime Street, see table 076
- C To Crewe, see table 076
- D To Shrewsbury, see table 075
- F To Edinburgh, see table 065
- H From Walsall, see table 069
- J To Glasgow Central, see table 065
- K To Rugeley Trent Valley, see table 069
- N To Aberystwyth/Pwllheli, see table 075
- Q From Reading to Manchester Piccadilly, see table 050
- R From Bournemouth to Manchester Piccadilly, see table 050

Rugby to Coventry, Birmingham and Wolverhampton

Mondays to Fridays

Operator Train ID Days of operation/Notes 1st Class/Reservations/Bus Catering facilities	LM 2K52 C	LM 2J20 D	VT 9P65 P 11R 11X	XC 1M38 R 11D	VT 9P65 P 11R 11X	VT 9G18 P 11R 11X	LM 2H51 K	LM 2W28 H	LM 1Y29 P	AW 1D14 A 11A	LM 1F58 B 11B	LM 2H53 K 11C	LM 2W30 H 11D	LM 1Y31 P 11E	LM 2K54 C 11F	LM 2J22 D 11G	VT 9S70 F 11H 11I	XC 1M42 Q 11J 11K	
London Euston (EUS)			1116			1140			1056					1123				1216	
Watford Junction (WFJ)			1131u											1138				1231u	
Milton Keynes Central (MKC)			1152						1138					1208				1252	
Northampton (NMP)									1210					1240					
Rugby (RUG)			1215						1234					1303				1315	
Coventry (COV)			1227	1230		1236			1245					1315				1327	1330
Canley (CNL)									1248					1318					
Tile Hill (THL)									1252					1322					
Berkswell (BKW)									1256					1326					
Hampton-in-Arden (HIA)									1300					1330					
Birmingham International (BHI)	a		1236	1239		1245			1303					1333				1336	1339
Birmingham International (BHI)	d		1238	1241		1246	1251		1304	1308		1321		1334				1338	1341
Marston Green (MGN)	d						1254					1324							
Lea Hall (LEH)	d						1258					1328							
Stechford (SCF)	d						1301					1331							
Adderley Park (ADD)	d											1334							
Birmingham New Street (BHM)	a		1248	1251		1256	1308		1314	1320		1339		1344				1348	1351
Birmingham New Street (BHM)	d	1252	1256	1307	1301	1307		1311		1322	1334		1341		1352	1356	1407	1401	
Smethwick Rolfe Street (SMR)	d							1317					1347						
Smethwick Galton Bridge (SGB)	d		1303					1320			1341		1350			1403			
Sandwell & Dudley (SAD)	d				1317			1323		1330			1353						
Dudley Port (DDP)	d							1327					1357						
Tipton (TIP)	d							1329					1359						
Coseley (CSY)	d							1332					1402						
Tame Bridge Parkway (TAB)	d	1306														1406			
Wolverhampton (WVH)	a	1325	1314		1317	1329		1337		1341	1353		1407		1425	1414			1417








Operator Train ID Days of operation/Notes 1st Class/Reservations/Bus Catering facilities	VT 9S70 F 11H 11I	VT 9G21 P 11R 11X	LM 2H55 K	LM 2W32 H	LM 1Y33 P 11E	AW 1J19 N 11A	LM 1F60 B 11B	LM 2H57 K 11C	LM 2W34 H	LM 1Y35 P 11E	LM 2K56 C 11F	LM 2J24 D 11G	VT 9S77 J 11H 11I	XC 1M46 R 11J 11K	VT 9S77 J 11H 11I	VT 9G24 P 11R 11X	LM 2H59 K	LM 2W36 H
London Euston (EUS)		1240			1156					1223			1316			1340		
Watford Junction (WFJ)										1238			1331u					
Milton Keynes Central (MKC)					1238					1308			1352					
Northampton (NMP)					1310					1340								
Rugby (RUG)					1334					1404			1415					
Coventry (COV)		1336			1345					1415			1427	1430		1436		
Canley (CNL)					1348					1418								
Tile Hill (THL)					1352					1422								
Berkswell (BKW)					1356					1426								
Hampton-in-Arden (HIA)					1400					1430								
Birmingham International (BHI)	a	1345			1403					1433			1436	1439		1445		
Birmingham International (BHI)	d	1346	1351		1404	1408		1421		1434			1438	1441		1446	1451	
Marston Green (MGN)	d		1354					1424									1454	
Lea Hall (LEH)	d		1358					1428									1458	
Stechford (SCF)	d		1401					1431									1501	
Adderley Park (ADD)	d							1434										
Birmingham New Street (BHM)	a		1356	1408		1414	1420	1439		1444			1448	1451		1456	1508	
Birmingham New Street (BHM)	d	1407			1411		1422	1434		1441		1452	1456	1507	1501	1507		1511
Smethwick Rolfe Street (SMR)	d				1417					1447								1517
Smethwick Galton Bridge (SGB)	d				1420			1441		1450		1503						1520
Sandwell & Dudley (SAD)	d	1417			1423		1430			1453					1517			1523
Dudley Port (DDP)	d				1427					1457								1527
Tipton (TIP)	d				1429					1459								1529
Coseley (CSY)	d				1432					1502								1532
Tame Bridge Parkway (TAB)	d									1506								
Wolverhampton (WVH)	a	1429			1437		1441	1453		1507	1525	1514		1517	1529			1537








NOTES (see introductory pages for explanation of train operator codes and standard symbols)

- a Arrival time R From Bournemouth to Manchester Piccadilly, see table 050
d Departure time
u Stops to pick up only
A To Holyhead, see table 075
B To Liverpool Lime Street, see table 076
C To Crewe, see table 076
D To Shrewsbury, see table 075
F To Edinburgh, see table 065
H From Walsall, see table 069
J To Glasgow Central, see table 065
K To Rugeley Trent Valley, see table 069
N To Aberystwyth/Pwllheli, see table 075
P To Blackpool North, see table 065
Q From Reading to Manchester Piccadilly, see table 050

Rugby to Coventry, Birmingham and Wolverhampton

Mondays to Fridays

Operator Train ID Days of operation/Notes 1st Class/Reservations/Bus Catering facilities	LM 1Y37	AW 1D15 A	XC 1M49 S	LM 1F62 B	LM 2H61 K	LM 2W38 H	LM 1Y39	LM 2K58 C	LM 2J26 D	VT 9S80 F	XC 1M50 Q	VT 9S80 F	VT 9G27	LM 2H63 K	LM 2W40 H	LM 1Y41	AW 1J23 N	LM 2J28 D	
London Euston (EUS)  d	1256						1323			1416			1440					1356	
Watford Junction (WFJ) d							1338			1431u									
Milton Keynes Central (MKC) d	1338						1408			1452								1438	
Northampton (NMP) d	1410						1441											1510	
Rugby (RUG) d	1434						1505			1515								1534	
Coventry (COV) d	1445						1515			1527	1530		1536					1545	
Canley (CNL) d	1448						1519											1548	
Tile Hill (THL) d	1452						1523											1552	
Berkswell (BKW) d	1456						1526											1556	
Hampton-in-Arden (HIA) d	1500						1530											1600	
Birmingham International (BHI) a	1503						1533			1536	1539		1545					1603	
Birmingham International (BHI) d	1504	1508			1521		1533			1538	1541		1546	1551			1604	1608	
Marston Green (MGN) d					1524									1554					
Lea Hall (LEH) d					1528									1558					
Stechford (SCF) d					1531									1601					
Adderley Park (ADD) d					1534														
Birmingham New Street (BHM)  a	1514	1520			1539		1544			1548	1551		1556	1608			1614	1620	
Birmingham New Street (BHM)  d		1522	1531	1534		1541		1552	1556	1607	1601	1607					1611	1622	1626
Smethwick Rolfe Street (SMR) d						1547											1617		
Smethwick Galton Bridge (SGB)  d				1541		1550			1603								1620		1633
Sandwell & Dudley (SAD) d		1530				1553						1617					1623	1630	
Dudley Port (DDP) d						1557											1627		
Tipton (TIP) d						1559											1629		
Coseley (CSY) d						1602											1632		
Tame Bridge Parkway (TAB) d								1606											
Wolverhampton (WVH)  a		1541	1547	1553		1607			1625	1614		1617	1629				1637		1644

Operator Train ID Days of operation/Notes 1st Class/Reservations/Bus Catering facilities	LM 1F64 B	LM 2H65 K	LM 2W42 H	LM 1Y43	LM 2K60 C	LM 2J30 D	VT 9S85 J	XC 1M54 R	VT 9S85 J	VT 9G30	LM 2H67 K	LM 2W44 H	LM 1Y45	AW 1D16 T	LM 2J32 D	XC 1M93 U	LM 1F66 B	LM 2H69 K	
London Euston (EUS)  d				1423			1516			1536			1456						
Watford Junction (WFJ) d				1438						1551u									
Milton Keynes Central (MKC) d				1508			1548						1538						
Northampton (NMP) d				1540									1610						
Rugby (RUG) d				1604			1612						1634						
Coventry (COV) d				1615			1627	1630		1636			1645						
Canley (CNL) d				1618									1648						
Tile Hill (THL) d				1622									1652						
Berkswell (BKW) d				1626									1656						
Hampton-in-Arden (HIA) d				1630									1700						
Birmingham International (BHI) a				1633			1636	1639		1645			1703						
Birmingham International (BHI) d		1621		1634			1638	1641		1646	1651		1704	1708					1721
Marston Green (MGN) d		1624									1654								1724
Lea Hall (LEH) d		1628									1658								1728
Stechford (SCF) d		1631									1701								1731
Adderley Park (ADD) d		1634																	1734
Birmingham New Street (BHM)  a		1639		1644			1647	1651		1657	1708		1714	1720					1739
Birmingham New Street (BHM)  d	1634		1641		1652	1656	1707	1701	1707			1711		1722	1726	1731	1734		
Smethwick Rolfe Street (SMR) d			1647									1717							
Smethwick Galton Bridge (SGB)  d	1641		1650			1703						1720			1733		1741		
Sandwell & Dudley (SAD) d			1653						1717			1723		1730					
Dudley Port (DDP) d			1657									1727							
Tipton (TIP) d			1659									1729							
Coseley (CSY) d			1702									1732							
Tame Bridge Parkway (TAB) d					1706														
Wolverhampton (WVH)  a	1653		1707		1725	1714		1717	1729			1737		1741	1744	1747	1753		

NOTES (see introductory pages for explanation of train operator codes and standard symbols)

- a Arrival time
- d Departure time
- u Stops to pick up only
- A To Holyhead, see table 075
- B To Liverpool Lime Street, see table 076
- C To Crewe, see table 076
- D To Shrewsbury, see table 075
- F To Edinburgh, see table 065
- H From Walsall, see table 069
- J To Glasgow Central, see table 065
- K To Rugeley Trent Valley, see table 069
- N To Aberystwyth/Pwllheli, see table 075
- Q From Reading to Manchester Piccadilly, see table 050
- R From Bournemouth to Manchester Piccadilly, see table 050
- S From Plymouth to Manchester Piccadilly, see table 050
- T To Llandudno, see table 075
- U From Bristol Temple Meads to Manchester Piccadilly, see table 050

Rugby to Coventry, Birmingham and Wolverhampton

Mondays to Fridays

Operator Train ID Days of operation/Notes 1st Class/Reservations/Bus Catering facilities	LM 2W46 H	LM 1Y47 I	LM 2K62 C	LM 2J34 D	VT 9S93 F I I X	XC 1M58 Q I I X	VT 9S93 F I I X	VT 9G33 I I X	LM 2H71 K	LM 2W48 H	LM 1Y49 I	AW 1J27 G	LM 2J36 D	LM 1F68 B I	LM 2H73 K	LM 2W50 H	LM 1Y53 I	VT 9G35 I I X
London Euston (EUS)	d	1523			1616			1640			1556						1626	1716
Watford Junction (WFJ)	d	1538			1631u													1731u
Milton Keynes Central (MKC)	d	1608			1652						1638						1710	1752
Northampton (NMP)	d	1640									1706						1741	
Rugby (RUG)	d	1704			1715						1734						1804	1815
Coventry (COV)	d	1715			1727	1730		1736			1745						1815	1827
Canley (CNL)	d	1718									1748						1818	
Tile Hill (THL)	d	1722									1752						1822	
Berkswell (BKW)	d	1726									1756						1826	
Hampton-in-Arden (HIA)	d	1730									1800						1830	
Birmingham International (BHI)	a	1733			1736	1739		1745			1803						1833	1836
Birmingham International (BHI)	d	1734			1738	1741		1746	1751		1804	1808			1821		1834	1838
Marston Green (MGN)	d								1754						1824			
Lea Hall (LEH)	d								1758						1828			
Stechford (SCF)	d								1801						1831			
Adderley Park (ADD)	d														1834			
Birmingham New Street (BHM)	a	1744			1748	1751		1757	1808		1814	1820			1839		1844	1848
Birmingham New Street (BHM)	d	1741		1752	1756	1807	1801	1807		1811		1822	1826	1834			1841	
Smethwick Rolfe Street (SMR)	d	1747								1817							1847	
Smethwick Galton Bridge (SGB)	d	1750		1803						1820			1833	1841			1850	
Sandwell & Dudley (SAD)	d	1753						1817		1823		1830					1853	
Dudley Port (DDP)	d	1757								1827							1857	
Tipton (TIP)	d	1759								1829							1859	
Coseley (CSY)	d	1802								1832							1902	
Tame Bridge Parkway (TAB)	d		1806															
Wolverhampton (WVH)	a	1807		1822	1814		1817	1829		1837		1841	1844	1853			1907	

Operator Train ID Days of operation/Notes 1st Class/Reservations/Bus Catering facilities	LM 2K64 C	LM 2J38 D	XC 1M62 R I I X	VT 9S97 J I I X	LM 2H75 K	LM 2W52 H	LM 1Y55 I	AW 1D17 L	VT 9G37 I I X	LM 1F70 B I	LM 2H77 K I	LM 2W54 H	LM 1Y59 I	VT 1Z38 I I X	LM 2K66 C I	VT 9J38 D I I X	XC 1M66 R I I X	LM 2J40 D
London Euston (EUS)	d			1740			1656		1810				1726	1816		1816		
Watford Junction (WFJ)	d													1831u		1831u		
Milton Keynes Central (MKC)	d						1738						1808	1852		1852		
Northampton (NMP)	d						1806						1840					
Rugby (RUG)	d						1834						1904	1915		1915		
Coventry (COV)	d		1830	1836			1845		1906				1915	1927		1927	1930	
Canley (CNL)	d						1848						1918					
Tile Hill (THL)	d						1852						1922					
Berkswell (BKW)	d						1856						1926					
Hampton-in-Arden (HIA)	d						1900						1930					
Birmingham International (BHI)	a		1839	1845			1903		1915				1933	1936		1936	1939	
Birmingham International (BHI)	d		1841	1846	1851		1904	1908	1916		1921		1934	1938		1938	1941	
Marston Green (MGN)	d				1854						1924							
Lea Hall (LEH)	d				1858						1928							
Stechford (SCF)	d				1901						1931							
Adderley Park (ADD)	d										1934							
Birmingham New Street (BHM)	a		1851	1856	1907		1914	1920	1927		1939		1945	1948		1948	1951	
Birmingham New Street (BHM)	d	1852	1856	1901	1907		1911		1922		1934		1941		1952	1956	2001	2004
Smethwick Rolfe Street (SMR)	d						1917						1947					
Smethwick Galton Bridge (SGB)	d		1903				1920			1941			1950					2011
Sandwell & Dudley (SAD)	d			1917			1923		1930				1953					
Dudley Port (DDP)	d						1927						1957					
Tipton (TIP)	d						1929						1959					
Coseley (CSY)	d						1932						2002					
Tame Bridge Parkway (TAB)	d	1906													2006			
Wolverhampton (WVH)	a	1925	1914	1917	1929		1937		1941		1953		2007		2025	2013	2017	2022

NOTES (see introductory pages for explanation of train operator codes and standard symbols)

- a Arrival time
- d Departure time
- u Stops to pick up only
- B To Liverpool Lime Street, see table 076
- C To Crewe, see table 076
- D To Shrewsbury, see table 075
- F To Edinburgh, see table 065
- G To Aberystwyth, see table 075
- H From Walsall, see table 069
- J To Glasgow Central, see table 065
- K To Rugeley Trent Valley, see table 069
- L To Chester, see table 075
- Q From Reading to Manchester Piccadilly, see table 050
- R From Bournemouth to Manchester Piccadilly, see table 050

Rugby to Coventry, Birmingham and Wolverhampton

Mondays to Fridays

Operator Train ID Days of operation/Notes 1st Class/Reservations/Bus Catering facilities	VT 9G39	LM 2H79 K	LM 2W56 H	LM 1Y61	AW 1J31 G	LM 1F72 B	VT 9G40	LM 2H81 K	LM 2W58 H	LM 1Y65	VT 9G41	LM 2K68 C	LM 2J42 D	XC 1M70 Q	VT 9K42 C	LM 2H83 K	LM 2W60 H	LM 1Y67
London Euston (EUS)	d	1840		1756			1910			1826	1916				1940			1856
Watford Junction (WFJ)	d										1931u							
Milton Keynes Central (MKC)	d			1839						1907	1952							1937
Northampton (NMP)	d			1906						1940								2010
Rugby (RUG)	d			1934						2004	2015							2034
Coventry (COV)	d	1936		1945			2006			2015	2027			2030	2036			2045
Canley (CNL)	d			1948						2018								2048
Tile Hill (THL)	d			1952						2022								2052
Berkswell (BKW)	d			1956						2026								2056
Hampton-in-Arden (HIA)	d			2000						2030								2100
Birmingham International (BHI)	a	1945		2003			2015			2033	2036			2039	2045			2103
Birmingham International (BHI)	d	1946	1950	2004	2008		2016	2021		2034	2038			2041	2046	2051		2104
Marston Green (MGN)	d		1953					2024								2054		
Lea Hall (LEH)	d		1957					2028								2058		
Stechford (SCF)	d		2000					2031								2101		
Adderley Park (ADD)	d							2034										
Birmingham New Street (BHM)	a	1956	2007	2013	2020		2027	2039		2045	2048			2051	2056	2110		2114
Birmingham New Street (BHM)	d	2007		2011	2022	2034	2037		2041			2052	2056	2101	2107		2111	
Smethwick Rolfe Street (SMR)	d			2017					2047								2117	
Smethwick Galton Bridge (SGB)	d			2020		2041			2050				2103				2120	
Sandwell & Dudley (SAD)	d	2017		2023	2030		2047		2053						2117		2123	
Dudley Port (DDP)	d			2027					2057								2127	
Tipton (TIP)	d			2029					2059								2129	
Coseley (CSY)	d			2032					2102								2132	
Tame Bridge Parkway (TAB)	d											2106						
Wolverhampton (WVH)	a	2029		2037	2041	2053	2059		2107			2125	2114	2117	2129		2137	






Operator Train ID Days of operation/Notes 1st Class/Reservations/Bus Catering facilities	AW 1R98 E	LM 1F74 B	VT 9G43	LM 2H85 K	LM 2W62 H	LM 1Y69	LM 2K70 C	LM 2J44 D	XC 1M74 R	VT 9G45	LM 2I87	LM 2W64 H	LM 1Y71	LM 1K84 C	VT 9G46	LM 2W66 H	LM 2I89	LM 1Y73
London Euston (EUS)	d		2006			1923				2040			1956		2106			2023
Watford Junction (WFJ)	d					1938												2038
Milton Keynes Central (MKC)	d		2037			2008							2038		2137			2107
Northampton (NMP)	d					2040							2107					2132
Rugby (RUG)	d					2104							2134					2159
Coventry (COV)	d		2106			2115		2130	2136				2145		2206			2215
Canley (CNL)	d					2118							2148					2218
Tile Hill (THL)	d					2122							2152					2222
Berkswell (BKW)	d					2126							2156					2226
Hampton-in-Arden (HIA)	d					2130							2200					2230
Birmingham International (BHI)	a		2115			2133		2139	2145				2203		2215			2233
Birmingham International (BHI)	d	2108		2116	2121	2134		2141	2146	2151			2204		2216		2221	2234
Marston Green (MGN)	d			2124						2154								2224
Lea Hall (LEH)	d			2128						2158								2228
Stechford (SCF)	d			2131						2201								2231
Adderley Park (ADD)	d			2134														2234
Birmingham New Street (BHM)	a	2120		2127	2139	2145		2151	2156	2211			2214		2227		2242	2243
Birmingham New Street (BHM)	d	2122	2134	2137		2141	2152	2156	2201	2207			2211		2234	2237	2241	
Smethwick Rolfe Street (SMR)	d					2147							2217					2247
Smethwick Galton Bridge (SGB)	d		2141			2150		2203					2220	2241				2250
Sandwell & Dudley (SAD)	d	2130		2147		2153				2217			2223		2247			2253
Dudley Port (DDP)	d					2157							2227					2257
Tipton (TIP)	d					2159							2229					2259
Coseley (CSY)	d					2202							2232					2302
Tame Bridge Parkway (TAB)	d						2206											
Wolverhampton (WVH)	a	2141	2153	2159	2207		2225	2214	2217	2229		2237		2253	2258	2307		

NOTES (see introductory pages for explanation of train operator codes and standard symbols)

- a Arrival time
- d Departure time
- u Stops to pick up only
- B To Liverpool Lime Street, see table 076
- C To Crewe, see table 076
- D To Shrewsbury, see table 075
- E To Manchester Piccadilly, see table 076
- G To Aberystwyth, see table 075
- H From Walsall, see table 069
- K To Rugeley Trent Valley, see table 069
- Q From Reading to Manchester Piccadilly, see table 050
- R From Bournemouth to Manchester Piccadilly, see table 050

Rugby to Coventry, Birmingham and Wolverhampton

Mondays to Fridays

Operator Train ID Days of operation/Notes 1st Class/Reservations/Bus Catering facilities	XC 1M78 V ◇	LM 2J46 D	VT 9G47 1R 1R X	LM 2W90 1	LM 2191 1	LM 1K86 C 1	AW 1J36 D	LM 1Y75 1	LM 1Y81 1	VT 9G48 1R 1R X	VT 9G49 FX 1R 1R X	VT 9G49 FO 1R 1R X	VT 9G50 FX 1R 1R X	VT 9G50 FO 1R 1R X
London Euston (EUS)  15 d			2136					2056	2150	2230	2300	2300	2330	2330
Watford Junction (WFJ) d			2151u						2205	2246u	2318u	2318u		
Milton Keynes Central (MKC) d			2211u					2138	2235	2329	2358	2358	0029	0029
Northampton (NMP) d								2216	2312					
Rugby (RUG) d			2233					2241	2334	2359	0031	0052	0059	0109
Coventry (COV) d	2228		2244					2254	2345	0011	0041	0102	0111	0120
Canley (CNL) d								2257	2348					
Tile Hill (THL) d								2301	2352					
Berkswell (BKW) d								2305	2356					
Hampton-in-Arden (HIA) d								2309	2359					
Birmingham International (BHI) a	2237		2253					2312	0003	0020	0050	0111	0120	0129
Birmingham International (BHI) d	2238		2254		2301		2306	2313	0004	0021	0052	0113	0121	0131
Marston Green (MGN) d					2304				0007					
Lea Hall (LEH) d					2308				0011					
Stechford (SCF) d					2311				0014					
Adderley Park (ADD) d									0018					
Birmingham New Street (BHM)  12 a	2248		2305		2317		2321	2324	0023	0033	0102	0123	0132	0142
Birmingham New Street (BHM)  12 d		2256	2307	2311		2322	2334			0036	0105	0128	0135	0144
Smethwick Rolfe Street (SMR) d				2318										
Smethwick Galton Bridge (SGB)  7 d		2303		2320		2330								
Sandwell & Dudley (SAD) d			2317	2323										
Dudley Port (DDP) d				2327										
Tipton (TIP) d				2329										
Coseley (CSY) d				2333										
Tame Bridge Parkway (TAB) d														
Wolverhampton (WVH)  7 a		2314	2328	2338		2342	0002			0103	0130	0153	0202	0211

NOTES (see introductory pages for explanation of train operator codes and standard symbols)

- a Arrival time
- d Departure time
- u Stops to pick up only
- C To Crewe, see table 076
- D To Shrewsbury, see table 075
- V From Bournemouth, see table 050
- FO Fridays only
- FX Not Fridays

Rugby to Coventry, Birmingham and Wolverhampton

Saturdays

Operator Train ID Days of operation/Notes 1st Class/Reservations/Bus Catering facilities	LM 1Y81	VT 9G48	VT 9G49	VT 9G50	VT 1D80 A	LM 2K38 B	LM 2C01	LM 2J02 C	XC 1H09 D	VT 1S36 E	LM 2Y01	LM 2W00	AW 1J03 F	LM 1F44 G	LM 2I25	LM 2W02 H	LM 2Y05	LM 2K40 B
	1	1R	1R	1R	1R	1	1		1◇	1R	1	1	⌘	1	1	1	1	1
London Euston (EUS)	d																	
Watford Junction (WFJ)	d																	
Milton Keynes Central (MKC)	d			0029														
Northampton (NMP)	d										0510						0542	
Rugby (RUG)	d		0052	0109							0533							0604
Coventry (COV)	d	0011	0102	0120			0525				0543							0615
Canley (CNL)	d										0547							0618
Tile Hill (THL)	d										0551							0622
Berkswell (BKW)	d										0554							0626
Hampton-in-Arden (HIA)	d										0558							0630
Birmingham International (BHI)	a		0020	0111	0129		0534				0601							0633
Birmingham International (BHI)	d	0004	0021	0113	0131		0534				0602					0622		0634
Marston Green (MGN)	d	0007					0538									0625		
Lea Hall (LEH)	d	0011					0541									0629		
Stechford (SCF)	d	0014					0544									0632		
Adderley Park (ADD)	d	0018					0549									0635		
Birmingham New Street (BHM)	a	0023	0033	0123	0142		0555				0612					0640		0645
Birmingham New Street (BHM)	d		0036	0128	0144	0530	0552	0556	0601	0607		0613	0622	0634			0641	0652
Smethwick Rolfe Street (SMR)	d											0619						0647
Smethwick Galton Bridge (SGB)	d							0603				0621		0641				0650
Sandwell & Dudley (SAD)	d									0617		0624	0630					0653
Dudley Port (DDP)	d											0628						0657
Tipton (TIP)	d											0630						0659
Coseley (CSY)	d											0633						0702
Tame Bridge Parkway (TAB)	d					0606												0706
Wolverhampton (WVH)	a		0103	0153	0211	0547	0622		0614	0617	0629		0638	0642	0653		0707	0722








Operator Train ID Days of operation/Notes 1st Class/Reservations/Bus Catering facilities	LM 2J04 C	XC 1H14 D	VT 1S39 J	LM 2H27 K	LM 2W04	LM 2Y07	AW 1D11 A	XC 1H17 D	LM 1F46 G	LM 2H29 K	LM 2W06 H	LM 2Y09	LM 2K42 B	LM 2J06 C	VT 9S44 E	XC 1M18 L	VT 9S44 E	LM 2H31 K
	1	1◇	1R	1	1	1	1	1◇	1	1	1	1	1	1	1R	1◇	1R	1
London Euston (EUS)	d														0616			
Watford Junction (WFJ)	d														0631u			
Milton Keynes Central (MKC)	d														0652			
Northampton (NMP)	d					0611						0642						
Rugby (RUG)	d					0635						0704			0715			
Coventry (COV)	d					0646						0715			0727	0730		
Canley (CNL)	d					0650						0718						
Tile Hill (THL)	d					0654						0722						
Berkswell (BKW)	d					0657						0726						
Hampton-in-Arden (HIA)	d					0701						0730						
Birmingham International (BHI)	a					0704						0733			0736	0739		
Birmingham International (BHI)	d			0652		0705	0708			0721		0734			0738	0741		0752
Marston Green (MGN)	d			0655						0724								0755
Lea Hall (LEH)	d			0659						0728								0759
Stechford (SCF)	d			0702						0731								0802
Adderley Park (ADD)	d			0705						0734								
Birmingham New Street (BHM)	a			0711		0715	0720			0739		0744			0748	0751		0808
Birmingham New Street (BHM)	d	0656	0701	0707		0711		0722	0726	0734		0741		0752	0756	0807	0801	0807
Smethwick Rolfe Street (SMR)	d					0717						0747						
Smethwick Galton Bridge (SGB)	d	0703				0720			0741			0750		0803				
Sandwell & Dudley (SAD)	d			0717		0723		0730				0753						0817
Dudley Port (DDP)	d					0727						0757						
Tipton (TIP)	d					0729						0759						
Coseley (CSY)	d					0732						0802						
Tame Bridge Parkway (TAB)	d												0806					
Wolverhampton (WVH)	a	0714	0717	0729		0737		0741	0744	0753		0807		0825	0814		0817	0829






NOTES (see introductory pages for explanation of train operator codes and standard symbols)

- a Arrival time
- d Departure time
- u Stops to pick up only
- A To Holyhead, see table 075
- B To Crewe, see table 076
- C To Shrewsbury, see table 075
- D To Manchester Piccadilly, see table 076
- E To Edinburgh, see table 065
- F To Aberystwyth, see table 075
- G To Liverpool Lime Street, see table 076
- H From Walsall, see table 069
- J To Glasgow Central, see table 065
- K To Rugeley Trent Valley, see table 069
- L From Reading to Manchester Piccadilly, see table 050

Rugby to Coventry, Birmingham and Wolverhampton

Saturdays

Operator Train ID Days of operation/Notes 1st Class/Reservations/Bus Catering facilities	LM 2W08 H	LM 2Y03 I	AW 1J07 M I A	VT 9G04 I R I	LM 1F48 G I	LM 2H33 K	LM 2W10 H	LM 1Y09 I	LM 2K44 B I	LM 2J08 C	VT 9P47 N I R I	XC 1M22 P I ◇	VT 9P47 N I R I	LM 2H35 K	LM 2W12 H	LM 1Y13 I	AW 1D12 A I A	VT 9G07 I R I	
London Euston (EUS)  d		0539		0710				0621			0716								0810
Watford Junction (WFJ) d		0558						0636			0731u								
Milton Keynes Central (MKC) d		0641						0705			0752					0738			
Northampton (NMP) d		0710						0740							0810				
Rugby (RUG) d		0734						0804			0815					0834			
Coventry (COV) d		0745		0806				0815			0827	0830				0845			0906
Canley (CNL) d		0748						0818								0848			
Tile Hill (THL) d		0752						0822								0852			
Berkswell (BKW) d		0756						0826								0856			
Hampton-in-Arden (HIA) d		0800						0830								0900			
Birmingham International (BHI) a		0803		0815				0833			0836	0839				0903			0915
Birmingham International (BHI) d		0804	0808	0816		0821		0834			0838	0841		0852		0904	0908	0916	
Marston Green (MGN) d		0807				0824								0855					
Lea Hall (LEH) d						0828								0859					
Stechford (SCF) d						0831								0902					
Adderley Park (ADD) d						0834													
Birmingham New Street (BHM)  a		0815	0821	0827		0839		0846			0848	0851		0908		0914	0920	0927	
Birmingham New Street (BHM)  d	0811		0822		0834		0841		0852	0856	0907	0901	0907		0911		0922		
Smethwick Rolfe Street (SMR) d	0817						0847								0917				
Smethwick Galton Bridge (SGB)  d	0820				0841		0850			0903					0920				
Sandwell & Dudley (SAD) d	0823		0830				0853						0917		0923			0930	
Dudley Port (DDP) d	0827						0857								0927				
Tipton (TIP) d	0829						0859								0929				
Coseley (CSY) d	0832						0902								0932				
Tame Bridge Parkway (TAB) d									0906										
Wolverhampton (WVH)  a	0837		0841		0853		0907		0922	0914		0917	0929		0937			0941	

Operator Train ID Days of operation/Notes 1st Class/Reservations/Bus Catering facilities	LM 1F50 G I	LM 2H37 K I	LM 2W14 H	LM 1Y15 I	VT 9G08 I R I	LM 2K46 B I	LM 2J10 C	XC 1M26 L I ◇	VT 9S54 E I R I	LM 2H39 K	LM 2W16 H	LM 1Y17 I	AW 1J11 M I A	VT 9G10 I R I	LM 1F52 G I	LM 2H41 K I	LM 2W18 H	LM 1Y19 I	
London Euston (EUS)  d				0723	0816				0840			0756		0910					0823
Watford Junction (WFJ) d				0738	0831u														0838
Milton Keynes Central (MKC) d				0808	0852							0838							0909
Northampton (NMP) d				0840								0910							0940
Rugby (RUG) d				0904	0915							0934							1004
Coventry (COV) d				0915	0927		0930	0936				0945		1006					1015
Canley (CNL) d				0918								0948							1018
Tile Hill (THL) d				0922								0952							1022
Berkswell (BKW) d				0926								0956							1026
Hampton-in-Arden (HIA) d				0930								1000							1030
Birmingham International (BHI) a				0933	0936		0939	0945				1003		1015					1033
Birmingham International (BHI) d		0921		0934	0938		0941	0946	0952			1004	1008	1016		1021			1034
Marston Green (MGN) d		0924							0955							1024			
Lea Hall (LEH) d		0928							0959							1028			
Stechford (SCF) d		0931							1002							1031			
Adderley Park (ADD) d		0934														1034			
Birmingham New Street (BHM)  a		0939		0945	0948		0951	0956	1008			1014	1020	1027		1039			1045
Birmingham New Street (BHM)  d	0934		0941			0952	0956	1001	1007			1011			1034				1041
Smethwick Rolfe Street (SMR) d			0947									1017							1047
Smethwick Galton Bridge (SGB)  d	0941		0950			1003						1020			1041				1050
Sandwell & Dudley (SAD) d			0953						1017			1023		1030					1053
Dudley Port (DDP) d			0957									1027							1057
Tipton (TIP) d			0959									1029							1059
Coseley (CSY) d			1002									1032							1102
Tame Bridge Parkway (TAB) d						1006													
Wolverhampton (WVH)  a	0953		1007			1022	1014	1017	1029			1037		1041		1053			1107

NOTES (see introductory pages for explanation of train operator codes and standard symbols)

- a Arrival time
- d Departure time
- u Stops to pick up only
- A To Holyhead, see table 075
- B To Crewe, see table 076
- C To Shrewsbury, see table 075
- E To Edinburgh, see table 065
- G To Liverpool Lime Street, see table 076
- H From Walsall, see table 069
- K To Rugeley Trent Valley, see table 069
- L From Reading to Manchester Piccadilly, see table 050
- M To Aberystwyth/Pwllheli, see table 075
- N To Blackpool North, see table 065
- P From Southampton Central to Manchester Piccadilly, see table 050

Rugby to Coventry, Birmingham and Wolverhampton

Saturdays

Operator Train ID Days of operation/Notes 1st Class/Reservations/Bus Catering facilities	LM 2K48 B	LM 2J12 C	VT 9S55 J 1R X	XC 1M30 Q 1	VT 9S55 J 1R X	VT 9G12 J 1R X	LM 2H43 K	LM 2W20 H	LM 1Y21 J 1	AW 1D13 A 1	LM 1F54 G 1	LM 2H45 K	LM 2W22 H	LM 1Y23 J 1	LM 2K50 B 1	LM 2J14 C	VT 9S60 E 1R X	XC 1M34 L 1
London Euston (EUS) d			0916			0940			0856									1016
Watford Junction (WFJ) d			0931u															1031u
Milton Keynes Central (MKC) d			0952						0938									1052
Northampton (NMP) d									1010									
Rugby (RUG) d			1015						1034									1115
Coventry (COV) d			1027	1030		1036			1045									1127 1130
Canley (CNL) d									1048									1118
Tile Hill (THL) d									1052									1122
Berkswell (BKW) d									1056									1126
Hampton-in-Arden (HIA) d									1100									1130
Birmingham International (BHI) a			1036	1039		1045			1103									1136 1139
Birmingham International (BHI) d			1038	1041		1046			1104	1108		1121		1134				1138 1141
Marston Green (MGN) d									1055			1124						
Lea Hall (LEH) d									1059			1128						
Stechford (SCF) d									1102			1131						
Adderley Park (ADD) d												1134						
Birmingham New Street (BHM) a			1048	1051		1056	1108		1115	1120		1139		1145				1148 1151
Birmingham New Street (BHM) d	1052	1056	1107	1101	1107			1111		1122	1134		1141		1152	1156	1207	1201
Smethwick Rolfe Street (SMR) d								1117					1147					
Smethwick Galton Bridge (SGB) d		1103						1120			1141		1150			1203		
Sandwell & Dudley (SAD) d					1117			1123		1130			1153					
Dudley Port (DDP) d								1127					1157					
Tipton (TIP) d								1129					1159					
Coseley (CSY) d								1132					1202					
Tame Bridge Parkway (TAB) d	1106																	1206
Wolverhampton (WVH) a	1122	1114		1117	1129			1137		1141	1153		1207			1222	1214	1217








Operator Train ID Days of operation/Notes 1st Class/Reservations/Bus Catering facilities	VT 9S60 E 1R X	VT 9G15 J 1R X	LM 2H47 K	LM 2W24 H	LM 1Y25 J 1	AW 1J15 M 1R X	LM 1F56 G 1	LM 2H49 K 1	LM 2W26 H	LM 1Y27 J 1	LM 2K52 B 1	LM 2J16 C	VT 9P65 N 1R X	XC 1M38 Q 1	VT 9P65 N 1R X	VT 9G18 J 1R X	LM 2H51 K	LM 2W28 H
London Euston (EUS) d		1040			0956					1023			1116					1140
Watford Junction (WFJ) d										1038			1131u					
Milton Keynes Central (MKC) d					1038					1109			1152					
Northampton (NMP) d					1110					1140								
Rugby (RUG) d					1134					1204			1215					
Coventry (COV) d		1136			1145					1215			1227	1230			1236	
Canley (CNL) d					1148					1218								
Tile Hill (THL) d					1152					1222								
Berkswell (BKW) d					1156					1226								
Hampton-in-Arden (HIA) d					1200					1230								
Birmingham International (BHI) a		1145			1203					1233			1236	1239			1245	
Birmingham International (BHI) d		1146	1152		1204	1208		1221		1234			1238	1241			1246	1252
Marston Green (MGN) d			1155					1224										1255
Lea Hall (LEH) d			1159					1228										1259
Stechford (SCF) d			1202					1231										1302
Adderley Park (ADD) d								1234										
Birmingham New Street (BHM) a		1156	1208		1214	1220		1239		1245			1248	1251		1256	1308	
Birmingham New Street (BHM) d	1207			1211		1222	1234		1241		1252	1256	1307	1301	1307			1311
Smethwick Rolfe Street (SMR) d				1217					1247									1317
Smethwick Galton Bridge (SGB) d				1220			1241		1250			1303						1320
Sandwell & Dudley (SAD) d	1217			1223		1230			1253						1317			1323
Dudley Port (DDP) d				1227					1257									1327
Tipton (TIP) d				1229					1259									1329
Coseley (CSY) d				1232					1302									1332
Tame Bridge Parkway (TAB) d											1306							
Wolverhampton (WVH) a	1229			1237		1241	1253		1307		1322	1314		1317	1329			1337








NOTES (see introductory pages for explanation of train operator codes and standard symbols)

- a Arrival time
- d Departure time
- u Stops to pick up only
- A To Holyhead, see table 075
- B To Crewe, see table 076
- C To Shrewsbury, see table 075
- E To Edinburgh, see table 065
- G To Liverpool Lime Street, see table 076
- H From Walsall, see table 069
- J To Glasgow Central, see table 065
- K To Rugeley Trent Valley, see table 069
- L From Reading to Manchester Piccadilly, see table 050
- M To Aberystwyth/Pwllheli, see table 075
- N To Blackpool North, see table 065
- Q From Bournemouth to Manchester Piccadilly, see table 050

Rugby to Coventry, Birmingham and Wolverhampton

Saturdays

Operator Train ID Days of operation/Notes 1st Class/Reservations/Bus Catering facilities	LM 1Y29	AW 1D14 A	LM 1F58 G	LM 2H53 K	LM 2W30 H	LM 1Y31	LM 2K54 B	LM 2J18 C	VT 9S70 E	XC 1M42 L	VT 9S70 E	VT 9G21	LM 2H55 K	LM 2W32 H	LM 1Y33	AW 1J19 M	LM 1F60 G	LM 2H57 K
London Euston (EUS)  d	1056					1123			1216			1240			1156			
Watford Junction (WFJ) d						1138			1231u									
Milton Keynes Central (MKC) d	1138					1209			1252						1238			
Northampton (NMP) d	1210					1240									1310			
Rugby (RUG) d	1234					1304			1315						1334			
Coventry (COV) d	1245					1315			1327	1330		1336			1345			
Canley (CNL) d	1248					1318									1348			
Tile Hill (THL) d	1252					1322									1352			
Berkswell (BKW) d	1256					1326									1356			
Hampton-in-Arden (HIA) d	1300					1330									1400			
Birmingham International (BHI) a	1303					1333			1336	1339		1345			1403			
Birmingham International (BHI) d	1304	1308		1321		1334			1338	1341		1346	1352		1404	1408		1421
Marston Green (MGN) d				1324									1355					1424
Lea Hall (LEH) d				1328									1359					1428
Stechford (SCF) d				1331									1402					1431
Adderley Park (ADD) d				1334														1434
Birmingham New Street (BHM)  a	1314	1320		1339		1344			1348	1351		1356	1408		1414	1420		1439
Birmingham New Street (BHM)  d		1322	1334		1341		1352	1356	1407	1401	1407			1411		1422	1434	
Smethwick Rolfe Street (SMR) d					1347									1417				
Smethwick Galton Bridge (SGB)  d			1341		1350			1403						1420			1441	
Sandwell & Dudley (SAD) d		1330			1353						1417			1423		1430		
Dudley Port (DDP) d					1357									1427				
Tipton (TIP) d					1359									1429				
Coseley (CSY) d					1402									1432				
Tame Bridge Parkway (TAB) d							1406											
Wolverhampton (WVH)  a		1341	1353		1407		1422	1414		1417	1429			1437		1441	1453	

Operator Train ID Days of operation/Notes 1st Class/Reservations/Bus Catering facilities	LM 2W34 H	LM 1Y35	LM 2K56 B	LM 2J20 C	VT 9S77 J	XC 1M46 Q	VT 9S77 J	VT 9G24	LM 2H59 K	LM 2W36 H	LM 1Y37	AW 1D15 A	XC 1M49 R	LM 1F62 G	LM 2H61 K	LM 2W38 H	LM 1Y39	LM 2K58 B
London Euston (EUS)  d		1223			1316			1340			1256							1323
Watford Junction (WFJ) d		1238			1331u													1338
Milton Keynes Central (MKC) d		1309			1352						1338							1409
Northampton (NMP) d		1340									1410							1440
Rugby (RUG) d		1404			1415						1434							1504
Coventry (COV) d		1415			1427	1430		1436			1445							1515
Canley (CNL) d		1418									1448							1518
Tile Hill (THL) d		1422									1452							1522
Berkswell (BKW) d		1426									1456							1526
Hampton-in-Arden (HIA) d		1430									1500							1530
Birmingham International (BHI) a		1433			1436	1439		1445			1503							1533
Birmingham International (BHI) d		1434			1438	1441		1446	1452		1504	1508			1521			1534
Marston Green (MGN) d									1455						1524			
Lea Hall (LEH) d									1459						1528			
Stechford (SCF) d									1502						1531			
Adderley Park (ADD) d															1534			
Birmingham New Street (BHM)  a		1444			1448	1451		1456	1508		1514	1520			1539			1544
Birmingham New Street (BHM)  d	1441		1452	1456	1507	1501	1507			1511		1522	1531	1534			1541	1552
Smethwick Rolfe Street (SMR) d	1447									1517							1547	
Smethwick Galton Bridge (SGB)  d	1450			1503						1520				1541			1550	
Sandwell & Dudley (SAD) d	1453						1517			1523		1530					1553	
Dudley Port (DDP) d	1457									1527							1557	
Tipton (TIP) d	1459									1529							1559	
Coseley (CSY) d	1502									1532							1602	
Tame Bridge Parkway (TAB) d			1506															1606
Wolverhampton (WVH)  a	1507		1522	1514		1517	1529			1537		1541	1547	1553		1607		1622

NOTES (see introductory pages for explanation of train operator codes and standard symbols)

- a Arrival time
- d Departure time
- u Stops to pick up only
- A To Holyhead, see table 075
- B To Crewe, see table 076
- C To Shrewsbury, see table 075
- E To Edinburgh, see table 065
- G To Liverpool Lime Street, see table 076
- H From Walsall, see table 069
- J To Glasgow Central, see table 065
- K To Rugeley Trent Valley, see table 069
- L From Reading to Manchester Piccadilly, see table 050
- M To Aberystwyth/Pwllheli, see table 075
- Q From Bournemouth to Manchester Piccadilly, see table 050
- R From Bristol Temple Meads to Manchester Piccadilly, see table 050

Rugby to Coventry, Birmingham and Wolverhampton

Saturdays

Operator Train ID Days of operation/Notes 1st Class/Reservations/Bus Catering facilities	LM 2J22 C	VT 9S80 E [R] [D]	XC 1M50 L [D]	VT 9S80 E [R] [D]	VT 9G27 E [R] [D]	LM 2H63 K	LM 2W40 H	LM 1Y41	AW 1J23 M	LM 1F64 G [D]	LM 2H65 K	LM 2W42 H	LM 1Y43	LM 2K60 B [D]	LM 2J24 C	VT 9S85 J [R] [D]	XC 1M54 Q [D]	VT 9S85 J [R] [D]	
London Euston (EUS) [R] [D]		1416			1440			1356					1423				1516		
Watford Junction (WFJ) d		1431u											1438				1531u		
Milton Keynes Central (MKC) d		1452						1438					1509				1552		
Northampton (NMP) d								1510					1540						
Rugby (RUG) d		1515						1534					1604				1615		
Coventry (COV) d		1527	1530		1536			1545					1615				1627	1630	
Canley (CNL) d								1548					1618						
Tile Hill (THL) d								1552					1622						
Berkswell (BKW) d								1556					1626						
Hampton-in-Arden (HIA) d								1600					1630						
Birmingham International (BHI) a		1536	1539		1545			1603					1633				1636	1639	
Birmingham International (BHI) d		1538	1541		1546	1552		1604	1608				1634				1638	1641	
Marston Green (MGN) d						1555							1624						
Lea Hall (LEH) d						1559							1628						
Stechford (SCF) d						1602							1631						
Adderley Park (ADD) d													1634						
Birmingham New Street (BHM) [R] [D] a		1548	1551	[R]	1556	1608		1614	1620				1634	1639			1644		
Birmingham New Street (BHM) [R] [D] d	1556	1607	1601	1607				1611	1622	1634			1641		1652	1656	1707	1701	1707
Smethwick Rolfe Street (SMR) d		[R]						1617					1647				[R]		
Smethwick Galton Bridge (SGB) [R] [D] d	1603							1620		1641			1650		1703				
Sandwell & Dudley (SAD) d				1617				1623	1630				1653						1717
Dudley Port (DDP) d								1627					1657						
Tipton (TIP) d								1629					1659						
Coseley (CSY) d								1632					1702						
Tame Bridge Parkway (TAB) d														1706					
Wolverhampton (WVH) [R] [D] a	1614		1617	1629				1637		1641	1653		1707		1722	1714		1717	1729






Operator Train ID Days of operation/Notes 1st Class/Reservations/Bus Catering facilities	VT 9G30	LM 2H67 K	LM 2W44 H	LM 1Y45	AW 1D16 A	XC 1M93 R [D]	LM 1F66 G [D]	LM 2H69 K	LM 2W46 H	LM 1Y47	LM 2K62 B [D]	LM 2J26 C	VT 9S93 E [R] [D]	XC 1M58 L [D]	VT 9S93 E [R] [D]	VT 9G33	LM 2H71 K	LM 2W48 H	
London Euston (EUS) [R] [D]	1540			1456						1523			1616				1640		
Watford Junction (WFJ) d										1538			1631u						
Milton Keynes Central (MKC) d				1538						1609			1652						
Northampton (NMP) d				1610						1640									
Rugby (RUG) d				1634						1704			1715						
Coventry (COV) d	1636			1645						1715			1727	1730			1736		
Canley (CNL) d				1648						1718									
Tile Hill (THL) d				1652						1722									
Berkswell (BKW) d				1656						1726									
Hampton-in-Arden (HIA) d				1700						1730									
Birmingham International (BHI) a	1645			1703						1733			1736	1739			1745		
Birmingham International (BHI) d	1646	1652		1704	1708			1721		1734			1738	1741			1746	1752	
Marston Green (MGN) d		1655						1724										1755	
Lea Hall (LEH) d		1659						1728										1759	
Stechford (SCF) d		1702						1731										1802	
Adderley Park (ADD) d								1734											
Birmingham New Street (BHM) [R] [D] a	1656	1708		1714	1720			1739		1744			1748	1751	[R]	1756	1808		
Birmingham New Street (BHM) [R] [D] d			1711		1722	1731	1734		1741		1752	1756	1807	1801	1807				1811
Smethwick Rolfe Street (SMR) d			1717						1747				[R]						1817
Smethwick Galton Bridge (SGB) [R] [D] d			1720				1741		1750			1803							1820
Sandwell & Dudley (SAD) d			1723		1730				1753						1817				1823
Dudley Port (DDP) d			1727						1757										1827
Tipton (TIP) d			1729						1759										1829
Coseley (CSY) d			1732						1802										1832
Tame Bridge Parkway (TAB) d										1806									
Wolverhampton (WVH) [R] [D] a			1737		1741	1747	1753		1807		1822	1814		1817	1829				1837






NOTES (see introductory pages for explanation of train operator codes and standard symbols)

- a Arrival time
- d Departure time
- u Stops to pick up only
- A To Holyhead, see table 075
- B To Crewe, see table 076
- C To Shrewsbury, see table 075
- E To Edinburgh, see table 065
- G To Liverpool Lime Street, see table 076
- H From Walsall, see table 069
- J To Glasgow Central, see table 065
- K To Rugeley Trent Valley, see table 069
- L From Reading to Manchester Piccadilly, see table 050
- M To Aberystwyth/Pwllheli, see table 075
- Q From Bournemouth to Manchester Piccadilly, see table 050
- R From Bristol Temple Meads to Manchester Piccadilly, see table 050

Rugby to Coventry, Birmingham and Wolverhampton

Saturdays

Operator Train ID Days of operation/Notes 1st Class/Reservations/Bus Catering facilities	LM 1Y49	AW 1J27 M	VT 9G34	LM 1F68 G	LM 2H73 K	LM 2W50 H	LM 1Y51	VT 9G35	LM 2K64 B	LM 2J28 C	XC 1M62 Q	VT 9P95 S	LM 2H75 K	LM 2W52 H	LM 1Y53	AW 1D17 T	LM 1F70 G	VT 9G37
London Euston (EUS)  d	1556		1710				1626	1716				1740			1656			1810
Watford Junction (WFJ) d								1731u										
Milton Keynes Central (MKC) d	1638						1708	1752							1738			
Northampton (NMP) d	1710						1740								1810			
Rugby (RUG) d	1734						1804	1815							1834			
Coventry (COV) d	1745		1806				1815	1827			1830	1836			1845			1906
Canley (CNL) d	1748						1818								1848			
Tile Hill (THL) d	1752						1822								1852			
Berkswell (BKW) d	1756						1826								1856			
Hampton-in-Arden (HIA) d	1800						1830								1900			
Birmingham International (BHI) a	1803		1815				1833	1836			1839	1845			1903			1915
Birmingham International (BHI) d	1804	1808	1816		1821		1834	1838			1841	1846	1852		1904	1908		1916
Marston Green (MGN) d					1824								1855					
Lea Hall (LEH) d					1828								1859					
Stechford (SCF) d					1831								1902					
Adderley Park (ADD) d					1834													
Birmingham New Street (BHM)  a	1814	1820	1827		1839		1844	1848			1851	1856	1908		1914	1920		1926
Birmingham New Street (BHM)  d		1822		1834		1841			1852	1856	1901	1907		1911		1922	1934	1937
Smethwick Rolfe Street (SMR) d						1847								1917				
Smethwick Galton Bridge (SGB)  d				1841		1850				1903				1920			1941	
Sandwell & Dudley (SAD) d		1830				1853						1917		1923		1930		1947
Dudley Port (DDP) d						1857								1927				
Tipton (TIP) d						1859								1929				
Coseley (CSY) d						1902								1932				
Tame Bridge Parkway (TAB) d									1906									
Wolverhampton (WVH)  a		1841		1853		1907			1922	1914	1917	1929		1937		1941	1953	1959






Operator Train ID Days of operation/Notes 1st Class/Reservations/Bus Catering facilities	LM 2H77 K	LM 2W54 H	LM 1Y55	LM 2K66 B	VT 9J38 C	XC 1M66 L	LM 2J30 C	VT 9K39 B	LM 2H79 K	LM 2W56 H	LM 1Y57	AW 1J31 F	LM 1F72 G	VT 9G40	LM 2H81 K	LM 2W58 H	LM 1Y59	VT 9G41
London Euston (EUS)  d			1726		1816			1840			1756			1910			1826	1916
Watford Junction (WFJ) d					1831u													1931u
Milton Keynes Central (MKC) d			1808		1852						1838						1908	1952
Northampton (NMP) d			1840								1910						1940	
Rugby (RUG) d			1904		1915						1934						2004	2015
Coventry (COV) d			1915		1927	1930		1936			1945			2006			2015	2027
Canley (CNL) d			1918								1948						2018	
Tile Hill (THL) d			1922								1952						2022	
Berkswell (BKW) d			1926								1956						2026	
Hampton-in-Arden (HIA) d			1930								2000						2030	
Birmingham International (BHI) a			1933		1936	1939		1945			2003			2015			2033	2036
Birmingham International (BHI) d	1921		1934		1938	1941		1946			2004	2008		2016	2021		2034	2038
Marston Green (MGN) d	1924							1955							2024			
Lea Hall (LEH) d	1928							1959							2028			
Stechford (SCF) d	1931							2002							2031			
Adderley Park (ADD) d	1934														2034			
Birmingham New Street (BHM)  a	1939		1944		1948	1951		1956	2008		2014	2020		2027	2040		2044	2047
Birmingham New Street (BHM)  d		1941		1952	1956	2001	2004	2007		2011		2022	2034	2037		2041		
Smethwick Rolfe Street (SMR) d		1947								2017						2047		
Smethwick Galton Bridge (SGB)  d		1950					2011			2020			2041			2050		
Sandwell & Dudley (SAD) d		1953						2017		2023		2030		2047		2053		
Dudley Port (DDP) d		1957								2027						2057		
Tipton (TIP) d		1959								2029						2059		
Coseley (CSY) d		2002								2032						2102		
Tame Bridge Parkway (TAB) d				2006														
Wolverhampton (WVH)  a		2007		2022	2013	2017	2022	2029		2037		2041	2053	2058		2107		






NOTES (see introductory pages for explanation of train operator codes and standard symbols)

- a Arrival time
- d Departure time
- u Stops to pick up only
- B To Crewe, see table 076
- C To Shrewsbury, see table 075
- F To Aberystwyth, see table 075
- G To Liverpool Lime Street, see table 076
- H From Walsall, see table 069
- K To Rugeley Trent Valley, see table 069
- L From Reading to Manchester Piccadilly, see table 050
- M To Aberystwyth/Pwllheli, see table 075
- Q From Bournemouth to Manchester Piccadilly, see table 050
- S To Preston, see table 065
- T To Chester, see table 075

Rugby to Coventry, Birmingham and Wolverhampton

Saturdays

Operator Train ID Days of operation/Notes 1st Class/Reservations/Bus Catering facilities	LM 2K68 B	LM 2J32 C	XC 1M70 Q ⊠◇ ⌘	VT 9K42 B ⊠⊠ ⊠	LM 2H83 K	LM 2W60 H	LM 1Y61	AW 1R98 D	LM 1K74 B ⊠	LM 2H85 K ⊠	LM 2W62 H	LM 1Y63	LM 2J34 C	XC 1M74 L ⊠◇ ⌘	LM 1Y65	LM 2W64 H	VT 9G44	LM 2H17 K ⊠
London Euston (EUS)  d				1934			1856					1920			1946		2025	
Watford Junction (WFJ) d												1935					2041u	
Milton Keynes Central (MKC) d							1938					2008			2031		2114	
Northampton (NMP) d							2010					2040			2103			
Rugby (RUG) d							2034					2104			2125		2135	
Coventry (COV) d			2030	2036			2045					2115		2130	2135		2147	
Canley (CNL) d							2048					2118			2139			
Tile Hill (THL) d							2052					2122			2143			
Berkswell (BKW) d							2056					2126			2146			
Hampton-in-Arden (HIA) d							2100					2130			2150			
Birmingham International (BHI) a			2039	2045			2103					2133		2139	2153		2156	
Birmingham International (BHI) d			2041	2046	2052		2104	2108		2121		2134		2141	2154		2158	2202
Marston Green (MGN) d					2055					2124								2205
Lea Hall (LEH) d					2059					2128								2209
Stechford (SCF) d					2102					2131								2212
Adderley Park (ADD) d										2134								2215
Birmingham New Street (BHM)  a			2051	2056	2108		2114	2120		2139		2147		2151	2202		2209	2220
Birmingham New Street (BHM)  d	2052	2056	2101	2107		2111		2122	2134		2141		2156	2201		2211	2219	
Smethwick Rolfe Street (SMR) d						2117					2147					2217		
Smethwick Galton Bridge (SGB)  d		2103				2120			2141		2150		2203			2220		
Sandwell & Dudley (SAD) d				2117		2123		2130			2153					2223	2229	
Dudley Port (DDP) d						2127					2157					2227		
Tipton (TIP) d						2129					2159					2229		
Coseley (CSY) d						2132					2202					2232		
Tame Bridge Parkway (TAB) d	2106																	
Wolverhampton (WVH)  a	2122	2114	2117	2129		2137		2141	2153		2207		2214	2217		2237	2240	

Operator Train ID Days of operation/Notes 1st Class/Reservations/Bus Catering facilities	LM 1K84 B	AW 1J80 B	LM 2I89	LM 2W66 H	LM 2Y71	VT 9G46	XC 1M78 U ⊠◇	LM 2J36 C	LM 2I91	LM 2Y73	LM 2W90	VT 9G47	LM 2Y75	AW 1J36 C	LM 2W92	VT 9G48	LM 2Y77
London Euston (EUS)  d					2021	2104				2039		2122	2109			2142	2127
Watford Junction (WFJ) d					2037					2054		2139u	2128			2158u	2143
Milton Keynes Central (MKC) d					2108	2151				2140		2218	2213			2232	2227
Northampton (NMP) d					2140					2205		2231	2231			2254	2254
Rugby (RUG) d					2204	2215				2228		2241	2253			2258	2316
Coventry (COV) d					2215	2227	2230			2240		2252	2303			2309	2327
Canley (CNL) d					2218					2243							2330
Tile Hill (THL) d					2222					2247							2334
Berkswell (BKW) d					2226					2251							2338
Hampton-in-Arden (HIA) d					2230					2255							2342
Birmingham International (BHI) a					2233	2236	2239			2258		2301	2312			2318	2345
Birmingham International (BHI) d			2221		2234	2237	2240		2246	2258		2303	2313			2319	2345
Marston Green (MGN) d			2224						2249								2349
Lea Hall (LEH) d			2228						2253								2352
Stechford (SCF) d			2231						2256								2355
Adderley Park (ADD) d			2234						2259								2359
Birmingham New Street (BHM)  a			2241		2243	2247	2250		2306	2311		2315	2322			2329	0003
Birmingham New Street (BHM)  d	2233	2236		2241		2250		2256			2311	2320		2335	2340	2343	
Smethwick Rolfe Street (SMR) d				2247							2317				2346		
Smethwick Galton Bridge (SGB)  d	2240			2250				2303			2320				2348		
Sandwell & Dudley (SAD) d				2253		2300					2323	2330			2351	2357	
Dudley Port (DDP) d				2257							2327				2355		
Tipton (TIP) d				2259							2329				2357		
Coseley (CSY) d				2302							2332				2359		
Tame Bridge Parkway (TAB) d																	
Wolverhampton (WVH)  a	2252	2255		2307		2311		2314			2337	2341		2355	0005	0009	

NOTES (see introductory pages for explanation of train operator codes and standard symbols)

- a Arrival time
- d Departure time
- u Stops to pick up only
- B To Crewe, see table 076
- C To Shrewsbury, see table 075
- D To Manchester Piccadilly, see table 076
- H From Walsall, see table 069
- K To Rugeley Trent Valley, see table 069
- L From Reading to Manchester Piccadilly, see table 050
- Q From Bournemouth to Manchester Piccadilly, see table 050
- U From Bournemouth, see table 050

Rugby to Coventry, Birmingham and Wolverhampton

Sundays

Operator Train ID Days of operation/Notes 1st Class/Reservations/Bus Catering facilities	LM 2J01 A	LM 2K42 B I	VT 1P02 C I I I X	LM 2K44 B I	XC 1H22 D I I I I	VT 1S35 E I I I X	LM 2C10	LM 2W12	LM 1F50 F I	LM 2Y01	LM 2K46 B I	LM 2J04 A	XC 1H26 D I I I I	VT 9S54 G I I I X	AW 1J13 H I	VT 9S54 G I I I X	LM 2Y03	LM 2W16 J	
London Euston (EUS)														0748			0724		
Watford Junction (WFJ)														0803u			0744		
Milton Keynes Central (MKC)														0845			0829		
Northampton (NMP)																	0906		
Rugby (RUG)									0857					0923			0928		
Coventry (COV)							0834		0908					0934			0938		
Canley (CNL)							0837										0942		
Tile Hill (THL)							0841		0914								0946		
Berkswell (BKW)							0845										0949		
Hampton-in-Arden (HIA)							0849										0953		
Birmingham International (BHI)	a						0852		0920					0943			0956		
Birmingham International (BHI)	d						0852		0921					0945	0951		0957		
Marston Green (MGN)	d						0856		0924								1000		
Lea Hall (LEH)	d						0859		0928										
Stechford (SCF)	d						0902		0931										
Adderley Park (ADD)	d						0906		0934										
Birmingham New Street (BHM)	a						0910		0939					0955	1002		1008		
Birmingham New Street (BHM)	d	0825	0828	0845	0852	0901	0907		0911	0932		0952	0956	1001	1007	1004	1007		1011
Smethwick Rolfe Street (SMR)	d		0834						0917										1017
Smethwick Galton Bridge (SGB)	d	0832	0837						0920	0938		1002							1020
Sandwell & Dudley (SAD)	d		0839			0917			0923						1012	1017			1023
Dudley Port (DDP)	d		0843						0927										1027
Tipton (TIP)	d		0845						0929										1029
Coseley (CSY)	d		0849						0932										1032
Tame Bridge Parkway (TAB)	d											1006							
Wolverhampton (WVH)	a	0843	0854	0903	0908	0917	0929		0937	0950		1025	1013	1017			1023	1029	1037

Operator Train ID Days of operation/Notes 1st Class/Reservations/Bus Catering facilities	LM 1F52 F I	LM 2H49 K	LM 2Y05	LM 2K48 B I	LM 2J06 A	VT 9S47 E I I I X	XC 1M30 L I I I I	VT 9S47 E I I I X	LM 2Y07	LM 2W20 J	AW 1D10 M I	LM 1F54 F I	LM 2H51 K	LM 2Y09	LM 2K50 B I	LM 2J08 A	VT 9S60 G I I I X	XC 1M34 N I I I I	
London Euston (EUS)						0850			0824									0952	
Watford Junction (WFJ)						0906u			0844									1007u	
Milton Keynes Central (MKC)						0939			0929									1040	
Northampton (NMP)			0934						0959					1037					
Rugby (RUG)			0956			1014			1022					1104				1115	
Coventry (COV)			1006			1025	1030		1033					1115				1127	1130
Canley (CNL)			1010						1036					1118					
Tile Hill (THL)			1014						1040					1122					
Berkswell (BKW)			1017						1044					1126					
Hampton-in-Arden (HIA)			1021						1048					1130					
Birmingham International (BHI)	a		1024			1034	1039		1051					1133				1136	1139
Birmingham International (BHI)	d		1021	1025		1036	1041		1052		1108		1121	1133				1137	1141
Marston Green (MGN)	d		1024	1028					1055				1124						
Lea Hall (LEH)	d		1028	1032									1128						
Stechford (SCF)	d		1031	1035									1131						
Adderley Park (ADD)	d		1034	1038									1134						
Birmingham New Street (BHM)	a		1039	1043		1046	1051		1103		1120		1139	1144				1147	1151
Birmingham New Street (BHM)	d	1034			1052	1056	1107	1101	1107		1111	1122	1134		1152	1156	1207	1201	
Smethwick Rolfe Street (SMR)	d										1117								
Smethwick Galton Bridge (SGB)	d	1040			1103				1120		1140					1203			
Sandwell & Dudley (SAD)	d							1117			1123	1130							
Dudley Port (DDP)	d								1127										
Tipton (TIP)	d								1129										
Coseley (CSY)	d								1132										
Tame Bridge Parkway (TAB)	d			1106											1207				
Wolverhampton (WVH)	a	1052		1123	1114		1117	1130		1137	1141	1152			1225	1214		1218	

NOTES (see introductory pages for explanation of train operator codes and standard symbols)

- a Arrival time
- d Departure time
- u Stops to pick up only
- A To Shrewsbury, see table 075
- B To Crewe, see table 076
- C To Preston, see table 065
- D To Manchester Piccadilly, see table 076
- E To Glasgow Central, see table 065
- F To Liverpool Lime Street, see table 076
- G To Edinburgh, see table 065
- H To Aberystwyth/Pwllheli, see table 075
- J From Walsall, see table 069
- K To Rugeley Trent Valley, see table 069
- L From Reading to Manchester Piccadilly, see table 050
- M To Chester, see table 075
- N From Southampton Central to Manchester Piccadilly, see table 050

Rugby to Coventry, Birmingham and Wolverhampton

Sundays

Operator Train ID Days of operation/Notes 1st Class/Reservations/Bus Catering facilities	VT 9S60 G	LM 2Y11 I	LM 2W24 J	AW 1J15 H	LM 1F56 F	LM 2H53 K	LM 2Y13	LM 2K52 B	LM 2J10 A	VT 9S55 E	XC 1M38 P	VT 9S55 E	LM 2Y15 I	LM 2W28 J	AW 1D11 M	VT 9G19	LM 1F58 F	LM 2H55 K	
London Euston (EUS)	d	0925								1049			1024				1152		
Watford Junction (WFJ)	d	0945								1107u			1044				1207u		
Milton Keynes Central (MKC)	d	1030								1139			1129				1231		
Northampton (NMP)	d	1100					1140						1159						
Rugby (RUG)	d	1123					1203			1215			1222				1254		
Coventry (COV)	d	1134					1215			1227	1230		1233				1305		
Canley (CNL)	d	1137					1218						1236						
Tile Hill (THL)	d	1141					1222						1240						
Berkswell (BKW)	d	1145					1226						1244						
Hampton-in-Arden (HIA)	d	1149					1230						1248						
Birmingham International (BHI)	a	1152					1233			1236	1239		1251			1314			
Birmingham International (BHI)	d	1153		1208		1221	1234			1237	1241		1252		1308	1315		1321	
Marston Green (MGN)	d	1156				1224							1255					1324	
Lea Hall (LEH)	d					1228												1328	
Stechford (SCF)	d					1231												1331	
Adderley Park (ADD)	d					1234												1334	
Birmingham New Street (BHM)	a	1204		1220		1239	1244			1247	1251		1303		1320	1325		1339	
Birmingham New Street (BHM)	d	1207		1211	1222	1234		1252	1256	1307	1301	1307		1311	1322		1334		
Smethwick Rolfe Street (SMR)	d			1217										1317					
Smethwick Galton Bridge (SGB)	d			1220		1241			1303					1320			1341		
Sandwell & Dudley (SAD)	d	1217		1223	1230								1317	1323	1331				
Dudley Port (DDP)	d			1227										1327					
Tipton (TIP)	d			1229										1329					
Coseley (CSY)	d			1232										1332					
Tame Bridge Parkway (TAB)	d							1306											
Wolverhampton (WVH)	a	1229		1237	1240	1253		1325	1314			1318	1329		1337	1341		1353	






Operator Train ID Days of operation/Notes 1st Class/Reservations/Bus Catering facilities	LM 2Y17	LM 2K54 B	LM 2J12 A	XC 1M42 L	VT 9S70 G	LM 2W32 J	LM 2Y19	AW 1J19 H	VT 9G22	LM 1F60 F	LM 2H57 K	LM 1Y23	LM 2K56 B	LM 2J14 A	VT 9S77 E	XC 1M46 P	VT 9S77 E	VT 9G24
London Euston (EUS)	d				1239		1124		1309			1222			1315			1339
Watford Junction (WFJ)	d						1144					1237			1330u			
Milton Keynes Central (MKC)	d						1226					1306			1352			
Northampton (NMP)	d	1240					1309					1340						
Rugby (RUG)	d	1303					1331					1404			1415			
Coventry (COV)	d	1315		1330	1336		1343		1406			1415			1427	1430		1436
Canley (CNL)	d	1318					1346					1418						
Tile Hill (THL)	d	1322					1350					1422						
Berkswell (BKW)	d	1326					1354					1426						
Hampton-in-Arden (HIA)	d	1330					1358					1430						
Birmingham International (BHI)	a	1333		1339	1345		1401		1415			1433			1436	1439		1445
Birmingham International (BHI)	d	1334		1341	1346		1402	1408	1416		1421	1434			1438	1441		1446
Marston Green (MGN)	d						1405				1424							
Lea Hall (LEH)	d										1428							
Stechford (SCF)	d										1431							
Adderley Park (ADD)	d										1434							
Birmingham New Street (BHM)	a	1344		1351	1356		1413	1420	1427		1439	1445			1448	1451		1456
Birmingham New Street (BHM)	d		1352	1356	1401	1407	1411		1422		1434		1452	1456	1507	1501	1507	
Smethwick Rolfe Street (SMR)	d					1417												
Smethwick Galton Bridge (SGB)	d			1403		1420				1441				1503				
Sandwell & Dudley (SAD)	d				1417	1423		1430									1517	
Dudley Port (DDP)	d					1427												
Tipton (TIP)	d					1429												
Coseley (CSY)	d					1432												
Tame Bridge Parkway (TAB)	d		1406										1506					
Wolverhampton (WVH)	a	1425	1414	1417	1429	1437		1441		1453			1525	1514		1517	1529	








NOTES (see introductory pages for explanation of train operator codes and standard symbols)

- a Arrival time
- d Departure time
- u Stops to pick up only
- A To Shrewsbury, see table 075
- B To Crewe, see table 076
- E To Glasgow Central, see table 065
- F To Liverpool Lime Street, see table 076
- G To Edinburgh, see table 065
- H To Aberystwyth/Pwllheli, see table 075
- J From Walsall, see table 069
- K To Rugeley Trent Valley, see table 069
- L From Reading to Manchester Piccadilly, see table 050
- M To Chester, see table 075
- P From Bournemouth to Manchester Piccadilly, see table 050

Rugby to Coventry, Birmingham and Wolverhampton

Sundays

Operator Train ID Days of operation/Notes 1st Class/Reservations/Bus Catering facilities	LM 2W36 J	LM 1Y25 I	AW 1D13 M ⚡	LM 1F62 F I	LM 2H59 K	LM 1Y27 I	VT 9G26 I	LM 2K58 B I	LM 2J16 A	XC 1M50 L I◇	VT 9S80 G I	LM 2W40 J	LM 1Y29 I	AW 1J23 H I	VT 9G28 I	LM 1F64 F I	LM 2H61 K	LM 1Y31 I	
London Euston (EUS)  d		1256				1322	1415				1439		1356		1509				1422
Watford Junction (WFJ) d						1337	1430u												1437
Milton Keynes Central (MKC) d		1338				1406	1452						1438						1506
Northampton (NMP) d		1409				1440							1507						1540
Rugby (RUG) d		1432				1503	1515						1530	1536					1603
Coventry (COV) d		1443				1515	1527			1530	1536		1543		1606				1615
Canley (CNL) d		1446				1518							1546						1618
Tile Hill (THL) d		1450				1522							1550						1622
Berkswell (BKW) d		1454				1526							1554						1626
Hampton-in-Arden (HIA) d		1458				1530							1558						1630
Birmingham International (BHI) a		1501				1533	1536			1539	1545		1601		1615				1633
Birmingham International (BHI) d		1502	1508		1521	1534	1538			1541	1546		1601	1608	1616			1621	1634
Marston Green (MGN) d		1505			1524								1605						1624
Lea Hall (LEH) d					1528														1628
Stechford (SCF) d					1531														1631
Adderley Park (ADD) d					1534														1634
Birmingham New Street (BHM)  a		1514	1520		1539	1545	1548			1551	1556		1613	1620	1627			1639	1645
Birmingham New Street (BHM)  d	1511		1522	1534				1552	1556	1601	1607	1611		1622				1634	
Smethwick Rolfe Street (SMR) d	1517											1617							
Smethwick Galton Bridge (SGB)  d	1520			1541					1603			1620						1641	
Sandwell & Dudley (SAD) d	1523		1530								1617	1623		1630					
Dudley Port (DDP) d	1527											1627							
Tipton (TIP) d	1529											1629							
Coseley (CSY) d	1532											1632							
Tame Bridge Parkway (TAB) d								1606											
Wolverhampton (WVH)  a	1537		1541	1553				1625	1614	1617	1629	1637		1641				1653	

Operator Train ID Days of operation/Notes 1st Class/Reservations/Bus Catering facilities	VT 9G29 I	LM 2K60 B I	LM 2J18 A	XC 1M54 P I◇	VT 9S85 E I	LM 2W44 J	LM 1Y33 I	AW 1D17 Q I	VT 9G31 I	LM 1F66 F I	LM 2H63 K	LM 1Y35 I	LM 2K62 B I	LM 2J20 A	VT 9S93 G I	XC 1M58 L I◇	VT 9S93 G I	VT 9G33 I	
London Euston (EUS)  d	1515				1539		1456		1609				1522			1615			1639
Watford Junction (WFJ) d	1530u											1537			1630u				
Milton Keynes Central (MKC) d	1552						1538					1606			1652				
Northampton (NMP) d							1609					1640							
Rugby (RUG) d	1615						1632					1703				1715			
Coventry (COV) d	1627			1630	1636		1643		1706			1715			1727	1730			1736
Canley (CNL) d							1646					1718							
Tile Hill (THL) d							1650					1722							
Berkswell (BKW) d							1654					1726							
Hampton-in-Arden (HIA) d							1658					1730							
Birmingham International (BHI) a	1636			1639	1645		1701		1715			1733			1736	1739			1745
Birmingham International (BHI) d	1638			1641	1646		1702	1708	1716		1721	1734			1738	1741			1746
Marston Green (MGN) d							1705				1724								
Lea Hall (LEH) d											1728								
Stechford (SCF) d											1731								
Adderley Park (ADD) d											1734								
Birmingham New Street (BHM)  a	1648			1651	1656		1714	1720	1727		1739	1744			1748	1751		1756	
Birmingham New Street (BHM)  d		1652	1656	1701	1707	1711		1722		1734			1752	1756	1807	1801	1807		
Smethwick Rolfe Street (SMR) d						1717													
Smethwick Galton Bridge (SGB)  d			1703			1720				1741				1803					
Sandwell & Dudley (SAD) d					1717	1723		1730										1817	
Dudley Port (DDP) d						1727													
Tipton (TIP) d						1729													
Coseley (CSY) d						1732													
Tame Bridge Parkway (TAB) d		1706											1806						
Wolverhampton (WVH)  a		1725	1714	1717	1729	1737		1741		1753			1825	1814		1817	1829		

NOTES (see introductory pages for explanation of train operator codes and standard symbols)

- a Arrival time
- d Departure time
- u Stops to pick up only
- A To Shrewsbury, see table 075
- B To Crewe, see table 076
- E To Glasgow Central, see table 065
- F To Liverpool Lime Street, see table 076
- G To Edinburgh, see table 065
- H To Aberystwyth/Pwllheli, see table 075
- J From Walsall, see table 069
- K To Rugeley Trent Valley, see table 069
- L From Reading to Manchester Piccadilly, see table 050
- M To Chester, see table 075
- P From Bournemouth to Manchester Piccadilly, see table 050
- Q To Holyhead, see table 075

Rugby to Coventry, Birmingham and Wolverhampton

Sundays

Operator Train ID Days of operation/Notes 1st Class/Reservations/Bus Catering facilities	LM 2W48 J	LM 1Y37 F	AW 1J27 R	LM 1F68 F	LM 2H65 K	LM 1Y39 F	VT 9G35 F	LM 2K64 B	LM 2J22 A	XC 1M62 P	VT 9P97 C	LM 2W52 J	LM 1Y41 F	AW 1D19 M	VT 9G37 F	LM 1F70 F	LM 2H67 K	LM 1Y43 F	
London Euston (EUS)	d	1556				1622	1715				1739		1656		1809				1722
Watford Junction (WFJ)	d					1637	1730u												1737
Milton Keynes Central (MKC)	d	1638				1706	1752						1738						1806
Northampton (NMP)	d	1709				1740							1809						1840
Rugby (RUG)	d	1732				1803	1815						1832						1903
Coventry (COV)	d	1743				1815	1827			1830	1836		1843		1906				1915
Canley (CNL)	d	1746				1818							1846						1918
Tile Hill (THL)	d	1750				1822							1850						1922
Berkswell (BKW)	d	1754				1826							1854						1926
Hampton-in-Arden (HIA)	d	1758				1830							1858						1930
Birmingham International (BHI)	a	1801				1833	1836			1839	1845		1901		1915				1933
Birmingham International (BHI)	d	1802	1808		1821	1834	1838			1841	1846		1901	1908	1916			1921	1934
Marston Green (MGN)	d	1805			1824								1905						1924
Lea Hall (LEH)	d				1828														1928
Stechford (SCF)	d				1831														1931
Adderley Park (ADD)	d				1834														1934
Birmingham New Street (BHM)	a	1814	1820		1840	1845	1848			1851	1856		1913	1919	1927			1939	1945
Birmingham New Street (BHM)	d	1811		1822	1834			1852	1856	1901	1907	1911		1922			1934		
Smethwick Rolfe Street (SMR)	d	1817																	1917
Smethwick Galton Bridge (SGB)	d	1820			1841				1903			1920						1941	
Sandwell & Dudley (SAD)	d	1823		1830							1917	1923		1930					1923
Dudley Port (DDP)	d	1827										1927							1927
Tipton (TIP)	d	1829										1929							1929
Coseley (CSY)	d	1832										1932							1932
Tame Bridge Parkway (TAB)	d							1906											
Wolverhampton (WVH)	a	1837		1841	1853			1925	1914	1917	1929	1937		1941				1953	






Operator Train ID Days of operation/Notes 1st Class/Reservations/Bus Catering facilities	LM 2K66 B	VT 9J38 A	XC 1M66 L	LM 2J24 A	VT 9K39 B	LM 2W56 J	LM 1Y45 F	AW 1J31 R	LM 1F72 F	VT 9G40 F	LM 2H69 K	LM 1Y47 F	VT 9G41 F	LM 2K68 B	LM 2J26 A	XC 1M70 P	VT 9K42 B	LM 2W60 J	
London Euston (EUS)	d	1815				1839		1756			1909		1822	1915					1939
Watford Junction (WFJ)	d												1837	1930u					
Milton Keynes Central (MKC)	d	1852					1838						1906	1952					
Northampton (NMP)	d						1909						1940						
Rugby (RUG)	d	1915					1932						2015						
Coventry (COV)	d	1927	1930		1936		1943			2006		2003	2015	2027			2030	2036	
Canley (CNL)	d						1946					2018							
Tile Hill (THL)	d						1950					2022							
Berkswell (BKW)	d						1954					2026							
Hampton-in-Arden (HIA)	d						1958					2030							
Birmingham International (BHI)	a	1936	1939		1945		2001			2015		2033	2036			2039	2045		
Birmingham International (BHI)	d	1938	1941		1946		2002	2008		2016	2021	2034	2038			2041	2046		
Marston Green (MGN)	d						2005				2024								
Lea Hall (LEH)	d										2028								
Stechford (SCF)	d										2031								
Adderley Park (ADD)	d										2034								
Birmingham New Street (BHM)	a	1948	1951		1956		2014	2020		2027	2039	2044	2047			2051	2056		
Birmingham New Street (BHM)	d	1952	1956	2001	2004	2007	2011		2022	2034	2037			2052	2056	2101	2107	2111	
Smethwick Rolfe Street (SMR)	d						2017												2117
Smethwick Galton Bridge (SGB)	d				2011		2020			2040					2103				2120
Sandwell & Dudley (SAD)	d					2017	2023		2030	2047								2117	2123
Dudley Port (DDP)	d						2027												2127
Tipton (TIP)	d						2029												2129
Coseley (CSY)	d						2032												2132
Tame Bridge Parkway (TAB)	d	2006												2106					
Wolverhampton (WVH)	a	2025	2013	2017	2022	2028	2037		2041	2053	2059			2125	2114	2117	2129	2137	






NOTES (see introductory pages for explanation of train operator codes and standard symbols)

- a Arrival time
- d Departure time
- u Stops to pick up only
- A To Shrewsbury, see table 075
- B To Crewe, see table 076
- C To Preston, see table 065
- F To Liverpool Lime Street, see table 076
- J From Walsall, see table 069
- K To Rugeley Trent Valley, see table 069
- L From Reading to Manchester Piccadilly, see table 050
- M To Chester, see table 075
- P From Bournemouth to Manchester Piccadilly, see table 050
- R To Aberystwyth, see table 075

Rugby to Coventry, Birmingham and Wolverhampton

Sundays

Operator Train ID Days of operation/Notes 1st Class/Reservations/Bus Catering facilities	LM 1Y49	AW 1D21 M	LM 1F74 F	VT 9G43	LM 2H71 K	LM 1Y51	LM 2K70 B	LM 2J28 A	XC 1M74 L	LM 1Y53	LM 2W64 J	VT 9G62	AW 1J35 A	LM 1Y55	VT 9G64	XC 1M78 S	AW 1D33 M	LM 2Y57
	□		□	□	□	□	□		□◇	□		□	□	□	□	□◇		□
London Euston (EUS)  d	1856			2009		1922				1956		2036		2020	2057			
Watford Junction (WFJ) d						1937								2035	2112u			
Milton Keynes Central (MKC) d	1938					2006				2038		2114		2106	2144			
Northampton (NMP) d	2009					2040				2059				2130				2159
Rugby (RUG) d	2032					2103				2121		2138		2153				2221
Coventry (COV) d	2043			2106		2114			2130	2135		2149		2204	2216	2226		2235
Canley (CNL) d	2046					2117				2138				2207				2238
Tile Hill (THL) d	2050					2121				2142				2211				2242
Berkswell (BKW) d	2054					2125				2146				2215				2246
Hampton-in-Arden (HIA) d	2058					2129				2150				2219				2250
Birmingham International (BHI) a	2101			2115		2132			2139	2153		2158		2222	2226	2235		2253
Birmingham International (BHI) d	2102	2108		2116	2121	2133			2141	2153		2159	2211	2222	2227	2236	2240	2253
Marston Green (MGN) d	2105				2124					2157				2226				2257
Lea Hall (LEH) d					2128													
Stechford (SCF) d					2131													
Adderley Park (ADD) d					2134													
Birmingham New Street (BHM)  a	2114	2119		2128	2139	2142			2151	2205		2209	2222	2234	2238	2247	2251	2305
Birmingham New Street (BHM)  d		2122	2134	2137			2152	2156	2201		2211	2217	2224		2241		2255	
Smethwick Rolfe Street (SMR) d											2217							
Smethwick Galton Bridge (SGB)  d			2140						2203		2220							
Sandwell & Dudley (SAD) d		2130		2147							2223	2228	2232		2251		2304	
Dudley Port (DDP) d											2227							
Tipton (TIP) d											2229							
Coseley (CSY) d											2232							
Tame Bridge Parkway (TAB) d																		
Wolverhampton (WVH)  a		2140	2153	2158			2208	2214	2217		2237	2240	2244		2302		2316	








Operator Train ID Days of operation/Notes 1st Class/Reservations/Bus Catering facilities	LM 2W68 J	AW 1J37 A	LM 2Y55	VT 9G66	LM 2Y59	VT 9G68	LM 2Y61	VT 9G70
	□		□	□	□	□	□	□
London Euston (EUS)  d			2107	2153	2131	2225	2203	2324
Watford Junction (WFJ) d			2123	2212u	2146	2241u	2222	2339u
Milton Keynes Central (MKC) d			2208	2247	2233	2314	2307	0013
Northampton (NMP) d			2239		2312		2333	
Rugby (RUG) d			2301	2323	2334	2348	2355	0048s
Coventry (COV) d			2312	2334	2346	2359	0005a	0059s
Canley (CNL) d					2349			
Tile Hill (THL) d					2353			
Berkswell (BKW) d					2357			
Hampton-in-Arden (HIA) d					0001			
Birmingham International (BHI) a			2321	2343	0004	0008		0112s
Birmingham International (BHI) d		2306	2321	2345	0004	0010		
Marston Green (MGN) d			2325		0008			
Lea Hall (LEH) d			2328					
Stechford (SCF) d			2331					
Adderley Park (ADD) d			2335					
Birmingham New Street (BHM)  a		2320	2340	2355	0016	0022		0123s
Birmingham New Street (BHM)  d	2311	2325	2343	2359		0025		
Smethwick Rolfe Street (SMR) d	2317		2349					
Smethwick Galton Bridge (SGB)  d	2320		2352					
Sandwell & Dudley (SAD) d	2323	2334	2355					
Dudley Port (DDP) d	2327		2359					
Tipton (TIP) d	2329		0001					
Coseley (CSY) d	2332		0004					
Tame Bridge Parkway (TAB) d								
Wolverhampton (WVH)  a	2337	2346	0009	0016		0042		0143






NOTES (see introductory pages for explanation of train operator codes and standard symbols)

- a Arrival time
- d Departure time
- s Stops to set down only
- u Stops to pick up only
- A To Shrewsbury, see table 075
- B To Crewe, see table 076
- F To Liverpool Lime Street, see table 076
- J From Walsall, see table 069
- K To Rugeley Trent Valley, see table 069
- L From Reading to Manchester Piccadilly, see table 050
- M To Chester, see table 075
- S From Bournemouth, see table 050

Wolverhampton to Birmingham, Coventry and Rugby

Mondays to Fridays

Operator Train ID Days of operation/Notes 1st Class/Reservations/Bus Catering facilities	LM 2C12	LM 2W67 MX	LM 2C16 MX	LM 1W02	VT 1R00	LM 1Y06	LM 2C20	VT 1R02	LM 2H03 A	XC 1O02 B	VT 1R05	LM 1W12	LM 2I22	AW 1100 C	LM 2W01	VT 1R07	LM 1Y14	AW 1100 C
Wolverhampton (WVH)  d					0500				0530		0543			0556	0600	0605		
Tame Bridge Parkway (TAB) d																		
Coseley (CSY) d									0535									
Tipton (TIP) d									0538									
Dudley Port (DDP) d									0541									
Sandwell & Dudley (SAD) d		0003							0544		0554			0605	0610	0616		
Smethwick Galton Bridge (SGB)  d		0006							0547									
Smethwick Rolfe Street (SMR) d		0008							0550									
Birmingham New Street (BHM)  a		0015			0523				0557		0605			0616	0620	0625		
Birmingham New Street (BHM)  d			0041		0530	0535	0538	0552		0604	0607	0613	0616	0637		0629	0634	0637
Adderley Park (ADD) d													0620					
Stechford (SCF) d							0545						0624					
Lea Hall (LEH) d	0002		0048				0548						0627					
Marston Green (MGN) d	0005		0051				0551						0630					
Birmingham International (BHI) a	0008		0054		0539	0545	0554	0601		0613	0616	0624	0634			0638	0644	0648
Birmingham International (BHI) d	0008		0055		0541	0545	0555	0603		0614	0618	0625				0640	0644	
Hampton-in-Arden (HIA) d	0012		0058			0548						0628					0647	
Berkswell (BKW) d	0017		0103			0553						0633					0652	
Tile Hill (THL) d	0021		0106			0557						0636					0656	
Canley (CNL) d	0024		0110			0600						0640					0659	
Coventry (COV) d	0027a		0112a		0539	0552	0604	0606a	0615		0624a	0629	0644			0651	0704	
Rugby (RUG) a					0551	0602	0614					0654				0701	0714	
Northampton (NMP) a					0613	0637						0721					0737	
Milton Keynes Central (MKC) a					0631	0623	0655		0642		0656	0744					0805	
Watford Junction (WFJ) a					0654	0647s										0741s		
London Euston (EUS)  a					0710	0703	0738		0717		0731	0820				0757	0848	






Operator Train ID Days of operation/Notes 1st Class/Reservations/Bus Catering facilities	VT 1R09	LM 2W03	LM 2I28	LM 2G01 C	XC 1O04 D	LM 1Y16	VT 1R15	LM 2A05 E	LM 1G03 F	VT 1R17	LM 2G02 C	LM 2I24 G	LM 1Y20	AW 1102 H	VT 9R20 J	LM 2G30 F	LM 2A99 E	LM 1G40 K
Wolverhampton (WVH)  d	0615	0618		0633	0639		0645	0648	0657		0703			0712	0715	0706	0718	0728
Tame Bridge Parkway (TAB) d																0720		
Coseley (CSY) d		0623						0653										0723
Tipton (TIP) d		0626						0656										0726
Dudley Port (DDP) d		0629						0658										0729
Sandwell & Dudley (SAD) d	0626	0633					0656	0702						0721	0726			0733
Smethwick Galton Bridge (SGB)  d		0636		0644				0705	0709		0714							0736
Smethwick Rolfe Street (SMR) d		0638						0708										0738
Birmingham New Street (BHM)  a	0635	0645		0653	0656		0708	0715	0718		0721			0732	0735	0738	0745	0748
Birmingham New Street (BHM)  d	0647		0650		0703	0706	0717			0721		0724	0736	0739	0747			
Adderley Park (ADD) d			0655															
Stechford (SCF) d			0658									0731						
Lea Hall (LEH) d			0701									0734						
Marston Green (MGN) d			0705									0738						
Birmingham International (BHI) a	0656		0708		0712	0716	0726			0731		0743	0745	0753	0756			
Birmingham International (BHI) d	0658				0713	0716	0728			0733			0746		0758			
Hampton-in-Arden (HIA) d						0719							0749					
Berkswell (BKW) d						0724							0754					
Tile Hill (THL) d						0728							0757					
Canley (CNL) d						0731							0801					
Coventry (COV) d	0710				0723a	0735	0740			0745			0804		0810			
Rugby (RUG) a						0745				0754			0814					
Northampton (NMP) a						0808							0839					
Milton Keynes Central (MKC) a						0834				0815			0904					
Watford Junction (WFJ) a													0932					
London Euston (EUS)  a	0809					0917	0839			0851			0948		0906			






NOTES (see introductory pages for explanation of train operator codes and standard symbols)

- a Arrival time
- d Departure time
- s Stops to set down only
- A To Rugeley Trent Valley, see table 069
- B To Bournemouth, see table 050
- C From Shrewsbury, see table 075
- D From Manchester Piccadilly to Bournemouth, see table 050
- E To Walsall, see table 069
- F From Crewe, see table 076
- G From Rugeley Trent Valley, see table 069
- H From Chester, see table 075
- J From Manchester Piccadilly, see table 076
- K From Liverpool Lime Street, see table 076
- MX Not Mondays

Wolverhampton to Birmingham, Coventry and Rugby

Mondays to Fridays

Operator Train ID Days of operation/Notes 1st Class/Reservations/Bus Catering facilities	LM 2126 G	LM 2G03 C	VT 9G46 F 1R	XC 1006 L 1◇	LM 1Y22	VT 9R26 J 1R	VT 1R28 C 1R	LM 2A07 E 1	LM 1G41 K 1	VT 1Z28 1R	LM 2G04 C 1	LM 2130 G 1	LM 1Y24 1	AW 1104 M	XC 1V45 N 1◇	LM 2G32 F 1	LM 2A09 E	VT 1B29 1R
Wolverhampton (WVH)  d		0733	0736			0741	0745	0748	0757		0803			0811	0815	0806	0818	
Tame Bridge Parkway (TAB) d																0820		
Coseley (CSY) d								0753									0823	
Tipton (TIP) d								0756									0826	
Dudley Port (DDP) d								0759									0829	
Sandwell & Dudley (SAD) d						0753	0758	0803						0820			0833	
Smethwick Galton Bridge (SGB)  d		0744						0806	0810		0814						0836	
Smethwick Rolfe Street (SMR) d								0808									0838	
Birmingham New Street (BHM)  a		0752	0800			0804	0807	0815	0818		0821			0832	0833	0837	0845	
Birmingham New Street (BHM)  d	0750			0803	0806	0817	0821			0821		0824	0836	0839				0847
Adderley Park (ADD) d	0755																	
Stechford (SCF) d	0758											0831						
Lea Hall (LEH) d	0801											0834						
Marston Green (MGN) d	0805											0838						
Birmingham International (BHI) a	0808			0812	0815	0826	0831			0831		0841	0845	0853				0856
Birmingham International (BHI) d				0813	0816	0828	0833			0833			0846					0858
Hampton-in-Arden (HIA) d					0819								0849					
Berkswell (BKW) d					0824								0854					
Tile Hill (THL) d					0827								0858					
Canley (CNL) d					0831								0901					
Coventry (COV) d				0824a	0835	0840	0845			0845			0905					0910
Rugby (RUG) a					0845		0855			0855			0915					
Northampton (NMP) a					0907								0938					
Milton Keynes Central (MKC) a					0934		0916			0916			1004					
Watford Junction (WFJ) a							0938s			0938s			1033					
London Euston (EUS)  a					1017	0938	0954			0954			1050					1006






Operator Train ID Days of operation/Notes 1st Class/Reservations/Bus Catering facilities	LM 2132 G	LM 2G05 C	XC 1008 D 1◇	LM 1Y26	VT 9A31 P 1R	LM 2A11 E 1	LM 1G43 K 1	LM 2G06 C 1	LM 2134 G 1	LM 1Y28 1	AW 1106 Q	LM 2G36 F 1	LM 2A13 E 1	VT 1B32 1R	LM 2136 G	LM 2G07 C	XC 1010 R 1◇	LM 1Y30 1	
Wolverhampton (WVH)  d		0833	0839		0845	0848	0857	0903			0912	0906	0918				0933	0939	
Tame Bridge Parkway (TAB) d												0920							
Coseley (CSY) d						0853							0923						
Tipton (TIP) d						0856							0926						
Dudley Port (DDP) d						0859							0929						
Sandwell & Dudley (SAD) d					0856	0903					0921		0933						
Smethwick Galton Bridge (SGB)  d		0844				0906	0910	0914					0936			0944			
Smethwick Rolfe Street (SMR) d						0908							0938						
Birmingham New Street (BHM)  a		0852	0856		0906	0915	0918	0921			0932	0938	0945			0951	0957		
Birmingham New Street (BHM)  d	0850		0903	0906	0920				0924	0936	0939			0947	0950		1003	1006	
Adderley Park (ADD) d	0855														0955				
Stechford (SCF) d	0858								0931						0958				
Lea Hall (LEH) d	0901								0934						1001				
Marston Green (MGN) d	0905								0938						1005				
Birmingham International (BHI) a	0908		0912	0916	0930				0941	0945	0954			0956	1008		1012	1016	
Birmingham International (BHI) d			0913	0916	0933					0946				0958			1013	1016	
Hampton-in-Arden (HIA) d				0919						0949								1019	
Berkswell (BKW) d				0924						0954								1024	
Tile Hill (THL) d				0928						0958								1028	
Canley (CNL) d				0931						1001								1031	
Coventry (COV) d			0924a	0935	0945					1005				1010			1024a	1035	
Rugby (RUG) a				0945	0954					1015								1045	
Northampton (NMP) a				1007						1038								1107	
Milton Keynes Central (MKC) a				1034	1015					1104								1134	
Watford Junction (WFJ) a					1038s					1133									
London Euston (EUS)  a				1117	1054					1149				1106				1217	






NOTES (see introductory pages for explanation of train operator codes and standard symbols)

- a Arrival time
- d Departure time
- s Stops to set down only
- C From Shrewsbury, see table 075
- D From Manchester Piccadilly to Bournemouth, see table 050
- E To Walsall, see table 069
- F From Crewe, see table 076
- G From Rugeley Trent Valley, see table 069
- J From Manchester Piccadilly, see table 076
- K From Liverpool Lime Street, see table 076
- L From Nottingham to Reading, see table 050
- M From Aberystwyth/Crewe, see table 075
- N From Manchester Piccadilly to Bristol Temple Meads, see table 050
- P From Lancaster, see table 065
- Q From Crewe/Wrexham General, see table 075
- R From Manchester Piccadilly to Reading, see table 050

Wolverhampton to Birmingham, Coventry and Rugby

Mondays to Fridays

Operator Train ID Days of operation/Notes 1st Class/Reservations/Bus Catering facilities	VT 9M48 S	LM 2A15 E	LM 1G45 K	VT 1B34	LM 2I38 G	LM 1Y32	AW 1I08 T	XC 1V49 N	LM 2G40 F	LM 2A17 E	VT 1B35	LM 2I40 G	LM 2G09 C	XC 1O12 D	LM 1Y34	VT 9M50 U	LM 2A19 E	LM 1G47 K	
Wolverhampton (WVH)  d	0945	0948	0957				1011	1015	1006	1018			1033	1039		1045	1048	1057	
Tame Bridge Parkway (TAB) d									1020										
Coseley (CSY) d		0953								1023								1053	
Tipton (TIP) d		0956								1026								1056	
Dudley Port (DDP) d		0959								1029								1059	
Sandwell & Dudley (SAD) d	0956	1003					1020			1033						1056		1103	
Smethwick Galton Bridge (SGB)  d		1006	1010							1036			1044					1106	1110
Smethwick Rolfe Street (SMR) d		1008								1038								1108	
Birmingham New Street (BHM)  a	1006	1015	1019				1032	1033	1038	1045			1051	1056		1107		1115	1119
Birmingham New Street (BHM)  d	1017			1021	1024	1036	1039				1047	1050		1103	1106	1121			
Adderley Park (ADD) d												1055							
Stechford (SCF) d					1031							1058							
Lea Hall (LEH) d					1034							1101							
Marston Green (MGN) d					1038							1105							
Birmingham International (BHI) a	1026			1031	1041	1045	1053				1056	1108		1112	1116	1131			
Birmingham International (BHI) d	1028			1033		1046					1058			1113	1116	1133			
Hampton-in-Arden (HIA) d						1049									1119				
Berkswell (BKW) d						1054									1124				
Tile Hill (THL) d						1058									1128				
Canley (CNL) d						1101									1131				
Coventry (COV) d	1040			1045		1105					1110			1124a	1135	1145			
Rugby (RUG) a				1054		1115									1145	1154			
Northampton (NMP) a						1137									1208				
Milton Keynes Central (MKC) a					1115	1204									1234	1215			
Watford Junction (WFJ) a					1138s	1233										1238s			
London Euston (EUS)  a	1138			1154		1249					1207				1317	1254			






Operator Train ID Days of operation/Notes 1st Class/Reservations/Bus Catering facilities	LM 2I42 G	LM 1Y36	AW 1I10 V	LM 2G44 F	LM 2A21 E	VT 1B38	LM 2I44 G	LM 2G11 C	XC 1O14 R	LM 1Y38	VT 9M51 S	LM 2A23 E	LM 1G49 K	LM 2I46 G	LM 1Y40	AW 1I12 W	LM 2G46 F	LM 2A25 E	
Wolverhampton (WVH)  d			1111	1106	1118			1133	1139		1145	1148	1157			1211	1206	1218	
Tame Bridge Parkway (TAB) d				1120													1220		
Coseley (CSY) d					1123							1153						1223	
Tipton (TIP) d					1126							1156						1226	
Dudley Port (DDP) d					1129							1159						1229	
Sandwell & Dudley (SAD) d			1120		1133						1156	1203				1220		1233	
Smethwick Galton Bridge (SGB)  d					1136			1144				1206	1210					1236	
Smethwick Rolfe Street (SMR) d					1138							1208						1238	
Birmingham New Street (BHM)  a			1132	1138	1145			1151	1156		1206	1215	1219			1232	1238	1245	
Birmingham New Street (BHM)  d	1124	1136	1139			1147	1150		1203	1206	1221			1224	1236	1239			
Adderley Park (ADD) d							1155												
Stechford (SCF) d	1131						1158							1232					
Lea Hall (LEH) d	1134						1201							1235					
Marston Green (MGN) d	1138						1205							1238					
Birmingham International (BHI) a	1141	1145	1153			1156	1208		1212	1216	1231			1241	1245	1253			
Birmingham International (BHI) d		1146				1158			1213	1216	1233				1246				
Hampton-in-Arden (HIA) d		1149								1219					1249				
Berkswell (BKW) d		1154								1224					1254				
Tile Hill (THL) d		1158								1228					1258				
Canley (CNL) d		1201								1231					1301				
Coventry (COV) d		1205				1210			1224a	1235	1245				1305				
Rugby (RUG) a		1215								1245	1254				1315				
Northampton (NMP) a		1238								1308					1337				
Milton Keynes Central (MKC) a		1304								1334	1315				1404				
Watford Junction (WFJ) a		1333									1338s				1432				
London Euston (EUS)  a		1349				1306				1417	1354				1448				






NOTES (see introductory pages for explanation of train operator codes and standard symbols)

- a Arrival time
- d Departure time
- s Stops to set down only
- C From Shrewsbury, see table 075
- D From Manchester Piccadilly to Bournemouth, see table 050
- E To Walsall, see table 069
- F From Crewe, see table 076
- G From Rugeley Trent Valley, see table 069
- K From Liverpool Lime Street, see table 076
- N From Manchester Piccadilly to Bristol Temple Meads, see table 050
- R From Manchester Piccadilly to Reading, see table 050
- S From Glasgow Central, see table 065
- T From Aberystwyth, see table 075
- U From Edinburgh, see table 065
- V From Holyhead, see table 075
- W From Aberystwyth/Pwllheli, see table 075

Wolverhampton to Birmingham, Coventry and Rugby

Mondays to Fridays

Operator Train ID Days of operation/Notes 1st Class/Reservations/Bus Catering facilities	VT 1B41	LM 2I48 G	LM 2G13 C	XC 1016 D ◇	LM 1Y42	VT 9M52 U	LM 2A27 E	LM 1G51 K	LM 2I50 G	LM 1Y44	AW 1114 V	LM 2G48 F	LM 2A29 E	VT 1B44	LM 2I52 G	LM 2G15 C	XC 1018 R ◇	LM 1Y46	
Wolverhampton (WVH)  d			1233	1239		1245	1248	1257				1313	1306	1318			1333	1339	
Tame Bridge Parkway (TAB) d												1320							
Coseley (CSY) d							1253						1323						
Tipton (TIP) d							1256						1326						
Dudley Port (DDP) d							1259						1329						
Sandwell & Dudley (SAD) d						1256	1303				1322		1333						
Smethwick Galton Bridge (SGB)  d			1244				1306	1310					1336			1344			
Smethwick Rolfe Street (SMR) d							1308						1338						
Birmingham New Street (BHM)  a			1251	1256		1306	1315	1319				1333	1338	1346		1351	1356		
Birmingham New Street (BHM)  d	1247	1250		1303	1306	1321			1324	1336	1339			1347	1350		1403	1406	
Adderley Park (ADD) d		1255													1355				
Stechford (SCF) d		1258							1331						1358				
Lea Hall (LEH) d		1301							1334						1401				
Marston Green (MGN) d		1305							1338						1405				
Birmingham International (BHI) a	1256	1308		1312	1316	1331			1341	1345	1353			1356	1408		1412	1416	
Birmingham International (BHI) d	1258			1313	1316	1333						1346		1358			1413	1416	
Hampton-in-Arden (HIA) d					1319							1349						1419	
Berkswell (BKW) d					1324							1354						1424	
Tile Hill (THL) d					1328							1358						1428	
Canley (CNL) d					1331							1401						1431	
Coventry (COV) d	1310			1324a	1335	1345						1405		1410			1424a	1435	
Rugby (RUG) a					1345	1354						1415						1445	
Northampton (NMP) a					1407							1437						1509	
Milton Keynes Central (MKC) a					1434	1415						1504						1534	
Watford Junction (WFJ) a						1438s						1533							
London Euston (EUS)  a	1406				1517	1454						1549		1506				1617	






Operator Train ID Days of operation/Notes 1st Class/Reservations/Bus Catering facilities	VT 9A53	LM 2A31	LM 1G53	LM 2I54	LM 1Y48	AW 1116	LM 2G50	LM 2A33	VT 1B47	LM 2I56	LM 2G17	XC 1020	LM 1Y50	VT 9M54	LM 2A35	LM 1G55	LM 2I58	LM 1Y52	
Wolverhampton (WVH)  d	1345	1348	1357			1411	1406	1418				1433	1439		1445	1448	1457		
Tame Bridge Parkway (TAB) d							1420												
Coseley (CSY) d		1353						1423								1453			
Tipton (TIP) d		1356						1426								1456			
Dudley Port (DDP) d		1359						1429								1459			
Sandwell & Dudley (SAD) d	1356	1403				1420		1433						1456	1503				
Smethwick Galton Bridge (SGB)  d		1406	1410					1436			1444				1506	1510			
Smethwick Rolfe Street (SMR) d		1408						1438							1508				
Birmingham New Street (BHM)  a	1406	1415	1419			1432	1438	1445				1451	1456		1506	1515	1519		
Birmingham New Street (BHM)  d	1420			1424	1436	1439			1447	1450		1503	1506	1521				1524	1536
Adderley Park (ADD) d										1455									
Stechford (SCF) d										1458								1531	
Lea Hall (LEH) d				1431						1501								1534	
Marston Green (MGN) d				1434						1505								1538	
Birmingham International (BHI) a	1430			1441	1445	1453			1456	1508		1512	1516	1531				1541	1545
Birmingham International (BHI) d	1433				1446				1458			1513	1516	1533					1546
Hampton-in-Arden (HIA) d					1449								1519						1549
Berkswell (BKW) d					1454								1524						1554
Tile Hill (THL) d					1458								1528						1558
Canley (CNL) d					1501								1531						1601
Coventry (COV) d	1445				1505				1510			1524a	1535	1545					1605
Rugby (RUG) a	1454				1515								1545	1554					1615
Northampton (NMP) a					1538								1608						1637
Milton Keynes Central (MKC) a	1515				1604								1634	1615					1704
Watford Junction (WFJ) a	1538s				1633								1638s						1733
London Euston (EUS)  a	1554				1650				1606				1717	1654					1749






NOTES (see introductory pages for explanation of train operator codes and standard symbols)

- a Arrival time
- d Departure time
- s Stops to set down only
- C From Shrewsbury, see table 075
- D From Manchester Piccadilly to Bournemouth, see table 050
- E To Walsall, see table 069
- F From Crewe, see table 076
- G From Rugeley Trent Valley, see table 069
- K From Liverpool Lime Street, see table 076
- R From Manchester Piccadilly to Reading, see table 050
- U From Edinburgh, see table 065
- V From Holyhead, see table 075
- W From Aberystwyth/Pwllheli, see table 075
- X From Blackpool North, see table 065

Wolverhampton to Birmingham, Coventry and Rugby

Mondays to Fridays

Operator Train ID Days of operation/Notes 1st Class/Reservations/Bus Catering facilities	AW 1118 V	LM 2G52 F	LM 2A37 E	VT 1B50	LM 2160 G	LM 2G19 C	XC 1O22 D	LM 1Y54	VT 9M55 S	LM 2A39 E	LM 1G57 K	VT 1B52	LM 2162 G	LM 1Y56	AW 1120 W	LM 2G54 F	LM 2A41 E	VT 1B53
Wolverhampton (WVH)  d	1511	1506	1518			1533	1539		1545	1548	1557				1612	1606	1618	
Tame Bridge Parkway (TAB) d		1520														1621		
Coseley (CSY) d			1523							1553								1623
Tipton (TIP) d			1526							1556								1626
Dudley Port (DDP) d			1529							1559								1629
Sandwell & Dudley (SAD) d	1520		1533					1556	1603						1621			1633
Smethwick Galton Bridge (SGB)  d			1536			1544			1606	1610								1636
Smethwick Rolfe Street (SMR) d			1538						1608									1638
Birmingham New Street (BHM)  a	1532	1538	1545			1551	1556		1606	1615	1619				1632	1638	1645	
Birmingham New Street (BHM)  d	1539			1547	1550		1603	1606	1617			1621	1624	1636	1639			1647
Adderley Park (ADD) d					1555													
Stechford (SCF) d					1558								1631					
Lea Hall (LEH) d					1601								1634					
Marston Green (MGN) d					1605								1638					
Birmingham International (BHI) a	1553			1556	1608		1612	1616	1626			1631	1641	1645	1653			1656
Birmingham International (BHI) d				1558			1613	1616	1628			1633		1646				1658
Hampton-in-Arden (HIA) d								1619						1649				
Berkswell (BKW) d								1624						1654				
Tile Hill (THL) d								1628						1658				
Canley (CNL) d								1631						1701				
Coventry (COV) d				1610			1624a	1635	1640			1645		1705				1710
Rugby (RUG) a								1645				1655		1715				
Northampton (NMP) a								1708						1738				
Milton Keynes Central (MKC) a								1734						1805				
Watford Junction (WFJ) a														1738s				
London Euston (EUS)  a				1706				1817	1738					1754				1806







Operator Train ID Days of operation/Notes 1st Class/Reservations/Bus Catering facilities	LM 2164 G	LM 2G21 C	XC 1O24 R	LM 1Y58	VT 9M56 U	LM 2A43 E	LM 1G59 K	LM 2166 G	LM 1Y60	AW 1122 V	LM 2G56 F	LM 2A45 E	VT 1B56	LM 2168 G	LM 2G23 C	XC 1O26 D	LM 1Y62	VT 9A84 X	
Wolverhampton (WVH)  d		1633	1639		1645	1648	1657				1713	1706	1718			1733	1739		1745
Tame Bridge Parkway (TAB) d												1720							
Coseley (CSY) d						1653							1723						
Tipton (TIP) d						1656							1726						
Dudley Port (DDP) d						1659							1729						
Sandwell & Dudley (SAD) d					1656	1703				1722			1733						1756
Smethwick Galton Bridge (SGB)  d		1644				1706	1710						1736		1744				
Smethwick Rolfe Street (SMR) d						1708							1738						
Birmingham New Street (BHM)  a		1651	1656		1706	1715	1718			1733	1738	1745			1751	1756			1806
Birmingham New Street (BHM)  d	1650		1703	1706	1721			1724	1736	1739			1747	1750		1803	1806	1820	
Adderley Park (ADD) d	1655													1755					
Stechford (SCF) d	1658							1731						1758					
Lea Hall (LEH) d	1701							1734						1801					
Marston Green (MGN) d	1705							1738						1805					
Birmingham International (BHI) a	1708		1712	1716	1731			1741	1745	1753			1756	1808		1812	1816	1830	
Birmingham International (BHI) d			1713	1716	1733				1746				1758			1813	1816	1833	
Hampton-in-Arden (HIA) d				1719					1749									1819	
Berkswell (BKW) d				1724					1754									1824	
Tile Hill (THL) d				1728					1758									1828	
Canley (CNL) d				1731					1801									1831	
Coventry (COV) d			1724a	1735	1745				1805				1810			1823a	1835	1845	
Rugby (RUG) a				1745	1754				1815									1845	
Northampton (NMP) a				1808					1837									1907	
Milton Keynes Central (MKC) a				1834	1815				1905									1934	
Watford Junction (WFJ) a					1838s				1933									1938s	
London Euston (EUS)  a				1917	1854				1949				1906					2017	







NOTES (see introductory pages for explanation of train operator codes and standard symbols)

- a Arrival time
- d Departure time
- s Stops to set down only
- C From Shrewsbury, see table 075
- D From Manchester Piccadilly to Bournemouth, see table 050
- E To Walsall, see table 069
- F From Crewe, see table 076
- G From Rugeley Trent Valley, see table 069
- K From Liverpool Lime Street, see table 076
- R From Manchester Piccadilly to Reading, see table 050
- S From Glasgow Central, see table 065
- U From Edinburgh, see table 065
- V From Holyhead, see table 075
- W From Aberystwyth/Pwllheli, see table 075
- X From Blackpool North, see table 065

Wolverhampton to Birmingham, Coventry and Rugby

Mondays to Fridays

Operator Train ID Days of operation/Notes 1st Class/Reservations/Bus Catering facilities	LM 2A47 E E	LM 1G61 K K	LM 2G24 C C	LM 2170 G G	LM 1Y64 E E	AW 1124 W W	XC 1V65 N N	LM 2G58 F F	LM 2A49 E E	VT 1B59 R R	LM 2172 G G	LM 2G25 C C	XC 1O68 R R	LM 1Y66 U U	VT 9M86 U U	LM 2A51 E E	LM 1G63 K K	LM 1G99 C C
Wolverhampton (WVH)  d	1748	1757	1803			1811	1815	1806	1818			1833	1839		1845	1848	1857	1852
Tame Bridge Parkway (TAB)  d								1820										
Coseley (CSY) d	1753								1823									1853
Tipton (TIP) d	1756								1826									1856
Dudley Port (DDP) d	1759								1829									1859
Sandwell & Dudley (SAD) d	1803					1820			1833					1856				1903
Smethwick Galton Bridge (SGB)  d	1806	1810	1813						1836			1844						1906
Smethwick Rolfe Street (SMR) d	1808								1838									1908
Birmingham New Street (BHM)  a	1815	1818	1821			1832	1833	1838	1845			1851	1855		1906			1915
Birmingham New Street (BHM)  d				1824	1836	1839				1847	1850		1903	1906	1920			
Adderley Park (ADD) d											1855							
Stechford (SCF) d				1832							1858							
Lea Hall (LEH) d				1835							1901							
Marston Green (MGN) d				1838							1905							
Birmingham International (BHI) a				1841	1845	1852				1856	1908		1912	1916	1930			
Birmingham International (BHI) d					1846					1858			1913	1916	1933			
Hampton-in-Arden (HIA) d					1849									1919				
Berkswell (BKW) d					1854									1924				
Tile Hill (THL) d					1858									1928				
Canley (CNL) d					1901									1931				
Coventry (COV) d					1905					1910			1923a	1935	1945			
Rugby (RUG) a					1915									1945	1954			
Northampton (NMP) a					1938									2008				
Milton Keynes Central (MKC) a					2004									2033	2015			
Watford Junction (WFJ) a					2033									2037s				
London Euston (EUS)  a					2050					2006				2116	2055			

Operator Train ID Days of operation/Notes 1st Class/Reservations/Bus Catering facilities	LM 2174 G G	LM 1Y68 V V	AW 1126 V V	LM 2G60 F F	LM 2A53 E E	VT 1B62 R R	LM 2176 G G	LM 2G27 C C	XC 1O30 D D	LM 1Y70 S S	VT 9M59 S S	LM 2A55 E E	LM 1G65 K K	LM 2178 G G	LM 1Y72 U U	AW 1128 T T	XC 1V69 J J	LM 2G62 F F
Wolverhampton (WVH)  d			1911	1906	1918			1933	1939		1945	1948	1957			2011	2015	2006
Tame Bridge Parkway (TAB)  d				1920														2020
Coseley (CSY) d					1923							1953						
Tipton (TIP) d					1926							1956						
Dudley Port (DDP) d					1929							1959						
Sandwell & Dudley (SAD) d			1920		1933						1956	2003			2020			
Smethwick Galton Bridge (SGB)  d					1936			1944				2006	2010					
Smethwick Rolfe Street (SMR) d					1938							2008						
Birmingham New Street (BHM)  a			1932	1938	1945			1951	1956		2006	2015	2018			2032	2033	2038
Birmingham New Street (BHM)  d	1924	1936	1939			1947	1950		2003	2006	2021			2024	2036	2039		
Adderley Park (ADD) d							1955											
Stechford (SCF) d	1931						1958							2031				
Lea Hall (LEH) d	1934						2001							2034				
Marston Green (MGN) d	1938						2005							2038				
Birmingham International (BHI) a	1941	1945	1952			1956	2008		2012	2016	2030			2041	2045	2053		
Birmingham International (BHI) d		1946				1958			2013	2016	2032				2046			
Hampton-in-Arden (HIA) d		1949								2019					2049			
Berkswell (BKW) d		1954								2024					2054			
Tile Hill (THL) d		1958								2028					2058			
Canley (CNL) d		2001								2031					2101			
Coventry (COV) d		2005				2010			2024a	2035	2045c				2105			
Rugby (RUG) a		2015								2045	2054				2116			
Northampton (NMP) a		2038								2107					2138			
Milton Keynes Central (MKC) a		2104								2132	2115				2157			
Watford Junction (WFJ) a		2133									2137s				2231			
London Euston (EUS)  a		2149				2106					2153				2252			

NOTES (see introductory pages for explanation of train operator codes and standard symbols)

- a Arrival time
- d Departure time
- s Stops to set down only
- c Arrives 3 minutes earlier
- C From Shrewsbury, see table 075
- D From Manchester Piccadilly to Bournemouth, see table 050
- E To Walsall, see table 069
- F From Crewe, see table 076
- G From Rugeley Trent Valley, see table 069
- J From Manchester Piccadilly, see table 076
- K From Liverpool Lime Street, see table 076
- N From Manchester Piccadilly to Bristol Temple Meads, see table 050
- R From Manchester Piccadilly to Reading, see table 050
- S From Glasgow Central, see table 065
- T From Aberystwyth, see table 075
- U From Edinburgh, see table 065
- V From Holyhead, see table 075
- W From Aberystwyth/Pwllheli, see table 075

Wolverhampton to Birmingham, Coventry and Rugby

Mondays to Fridays

Operator Train ID Days of operation/Notes 1st Class/Reservations/Bus Catering facilities	LM 2A57 E	LM 2180 G	LM 2G29 C	XC 1034 Y 1◇	VT 9M60 U 1R	LM 2Y74 1	LM 2A59 E 1	LM 1G67 K 1	LM 2I82 G	LM 2G64 F 1	LM 2Y76 1	LM 2A61 E	LM 2184 G	LM 2G31 C	XC 1V94 R 1◇	VT 1G98 H 1R	LM 2Y78 1	VT 1B66 1R
Wolverhampton (WVH) d	2018		2033	2039	2045		2048	2057		2102		2118		2133	2139	2142		2145
Tame Bridge Parkway (TAB) d										2118								
Coseley (CSY) d	2023						2053					2123						
Tipton (TIP) d	2026						2056					2126						
Dudley Port (DDP) d	2029						2059					2129						
Sandwell & Dudley (SAD) d	2033				2056		2103					2133						2156
Smethwick Galton Bridge (SGB) d	2036		2044				2106	2110				2136		2144				
Smethwick Rolfe Street (SMR) d	2038						2108					2138						
Birmingham New Street (BHM) a	2045		2051	2056	2105		2115	2119		2135		2145		2151	2156	2200		2207
Birmingham New Street (BHM) d		2050		2103	2111	2114			2124		2136		2147		2203		2206	2217
Adderley Park (ADD) d		2055							2129				2152					
Stechford (SCF) d		2058							2132				2155					
Lea Hall (LEH) d		2101							2135				2158					
Marston Green (MGN) d		2105							2139				2202					
Birmingham International (BHI) a		2108		2112	2120	2124			2142		2146		2205		2212		2216	2226
Birmingham International (BHI) d				2112	2122	2125					2146				2213		2216	2228
Hampton-in-Arden (HIA) d						2128					2149						2219	
Berkswell (BKW) d						2133					2154						2224	
Tile Hill (THL) d						2137					2158						2228	
Canley (CNL) d						2140					2201						2231	
Coventry (COV) d				2123a	2134	2144					2205				2224a		2235	2240
Rugby (RUG) a						2154					2215						2245	2250
Northampton (NMP) a						2217					2237						2310	
Milton Keynes Central (MKC) a						2201					2307						2344	2323
Watford Junction (WFJ) a						2227s					2350						0026	2355s
London Euston (EUS) a						2245					0012						0048	0018






Operator Train ID Days of operation/Notes 1st Class/Reservations/Bus Catering facilities	LM 2H17 A 1	LM 1G69 K 1	LM 2186 1	LM 2G66 F 1	AW 1175 W	LM 2W65 1	LM 2Y80 1	LM 2G33 C	VT 1G00 V 1R	VT 1Z01 H 1R	XC 1G91 J 1◇	VT 9M62 U 1R	LM 2W69 1	LM 1G71 K 1	LM 2C10 1	AW 1G76 V	XC 1G92 J 1◇	LM 2C12 1
Wolverhampton (WVH) d	2148	2157		2207	2212	2218		2233	2236	2236	2241	2245	2248	2300		2255	2316	
Tame Bridge Parkway (TAB) d																		
Coseley (CSY) d	2153					2223							2253					
Tipton (TIP) d	2156					2226							2256					
Dudley Port (DDP) d	2159					2229							2259					
Sandwell & Dudley (SAD) d	2203				2221	2233						2256	2303					
Smethwick Galton Bridge (SGB) d	2206	2210				2236		2244					2306	2310				
Smethwick Rolfe Street (SMR) d	2208					2238							2308					
Birmingham New Street (BHM) a	2215	2219		2225	2235	2248		2251	2254	2254	2257	2305	2314	2318		2328	2333	
Birmingham New Street (BHM) d			2224		2239		2250					2311			2320			2350
Adderley Park (ADD) d			2229				2255								2325			2355
Stechford (SCF) d			2235				2258								2328			2358
Lea Hall (LEH) d			2238				2301								2331			0002
Marston Green (MGN) d			2241				2305								2335			0005
Birmingham International (BHI) a			2244		2252		2308					2320			2338			0008
Birmingham International (BHI) d						2308						2322			2338			0008
Hampton-in-Arden (HIA) d						2311									2342			0012
Berkswell (BKW) d						2316									2347			0017
Tile Hill (THL) d						2320									2351			0021
Canley (CNL) d						2324									2354			0024
Coventry (COV) d						2327						2334			2357a			0027a
Rugby (RUG) a						2337						2343						
Northampton (NMP) a						0001						0008s						
Milton Keynes Central (MKC) a												0026						
Watford Junction (WFJ) a												0056s						
London Euston (EUS) a												0117						

NOTES (see introductory pages for explanation of train operator codes and standard symbols)

- a Arrival time
- d Departure time
- s Stops to set down only
- A To Rugeley Trent Valley, see table 069
- C From Shrewsbury, see table 075
- E To Walsall, see table 069
- F From Crewe, see table 076
- G From Rugeley Trent Valley, see table 069
- H From Chester, see table 075
- J From Manchester Piccadilly, see table 076
- K From Liverpool Lime Street, see table 076
- R From Manchester Piccadilly to Reading, see table 050
- U From Edinburgh, see table 065
- V From Holyhead, see table 075
- W From Aberystwyth/Pwllheli, see table 075
- Y From Manchester Piccadilly to Southampton Central, see table 050

Wolverhampton to Birmingham, Coventry and Rugby

Mondays to Fridays

Operator Train ID Days of operation/Notes 1st Class/Reservations/Bus	LM 2G35 C	LM 2W67	LM 2C16 TSM I
Wolverhampton (WVH)  7 d	2333	2348	
Tame Bridge Parkway (TAB) d			
Coseley (CSY) d		2353	
Tipton (TIP) d		2356	
Dudley Port (DDP) d		2359	
Sandwell & Dudley (SAD) d		0003	
Smethwick Galton Bridge (SGB)  7 d	2344	0006	
Smethwick Rolfe Street (SMR) d		0008	
Birmingham New Street (BHM)  12 a	2351	0015	
Birmingham New Street (BHM)  12 d			0041
Adderley Park (ADD) d			
Stechford (SCF) d			
Lea Hall (LEH) d			0048
Marston Green (MGN) d			0051
Birmingham International (BHI) a			0054
Birmingham International (BHI) d			0055
Hampton-in-Arden (HIA) d			0058
Berkswell (BKW) d			0103
Tile Hill (THL) d			0106
Canley (CNL) d			0110
Coventry (COV) d			0112a
Rugby (RUG) a			
Northampton (NMP) a			
Milton Keynes Central (MKC) a			
Watford Junction (WFJ) a			
London Euston (EUS)  15 a			

NOTES (see introductory pages for explanation of train operator codes and standard symbols)

a Arrival time








d Departure time






C From Shrewsbury, see table 075

TSM Tuesday to Saturday mornings

Wolverhampton to Birmingham, Coventry and Rugby

Saturdays

Operator Train ID Days of operation/Notes 1st Class/Reservations/Bus Catering facilities	LM 2C12	LM 2W67	LM 2C16	LM 1W02	LM 1Y04	LM 2100	VT 1B20	LM 2H03 A	XC 1002 B	VT 1B21	LM 1Y06	LM 2W01	LM 2101	AW 1100 C	VT 1B22	LM 1Y08	AW 1100 C	VT 1B23
	1		1	1	1		1R 1		1◇ 1	1R 1	1	1	1		1R 1	1		1R 1
Wolverhampton (WVH)  d								0530		0543		0556		0602	0605			0615
Tame Bridge Parkway (TAB) d																		
Coseley (CSY) d								0535										
Tipton (TIP) d								0538										
Dudley Port (DDP) d								0541										
Sandwell & Dudley (SAD) d		0003						0544		0554		0606		0611	0616			0626
Smethwick Galton Bridge (SGB)  d		0006						0547										
Smethwick Rolfe Street (SMR) d		0008						0549										
Birmingham New Street (BHM)  a		0015						0555		0605		0614		0622	0625			0636
Birmingham New Street (BHM)  d			0041		0535	0538	0552		0604	0607	0613		0616	0639	0629	0636	0639	0647
Adderley Park (ADD) d													0620					
Stechford (SCF) d						0545							0624					
Lea Hall (LEH) d	0002		0048			0548							0627					
Marston Green (MGN) d	0005		0051			0551							0630					
Birmingham International (BHI) a	0008		0054		0545	0555	0602		0613	0616	0623		0634		0638	0645	0650	0656
Birmingham International (BHI) d	0008		0055		0546		0603		0614	0618	0624				0640	0646		0658
Hampton-in-Arden (HIA) d	0012		0058		0549						0627					0649		
Berkswell (BKW) d	0017		0103		0554						0632					0654		
Tile Hill (THL) d	0021		0106		0558						0636					0658		
Canley (CNL) d	0024		0110		0601						0639					0701		
Coventry (COV) d	0027a		0112a	0536	0605		0615		0624a	0629	0643				0651	0705		0710
Rugby (RUG) a				0546	0615		0626				0653				0701	0715		
Northampton (NMP) a				0608	0638						0716					0739		
Milton Keynes Central (MKC) a				0631	0657		0646			0656	0734					0804		
Watford Junction (WFJ) a				0653						0718s					0740s	0833		
London Euston (EUS)  a				0709	0741		0721			0735	0817				0756	0849		0806






Operator Train ID Days of operation/Notes 1st Class/Reservations/Bus Catering facilities	LM 2W03	LM 2102	LM 2G01 C	XC 1004 D	LM 1Y10	VT 1B24	LM 2A05 E	LM 1G03 F	VT 1B25	LM 2103 G	LM 1Y12	AW 1101 C	VT 9A46 H	LM 2G30 F	LM 2A99 E	LM 1G40 J	LM 2104 G	LM 2G03 C
	1	1	1◇	1	1R 1	1R 1	1	1	1R 1	1	1		1R 1	1		1	1	1
Wolverhampton (WVH)  d	0618		0633	0640		0645	0648	0657				0711	0715	0706	0718	0727		0733
Tame Bridge Parkway (TAB) d														0720				
Coseley (CSY) d	0623						0653									0723		
Tipton (TIP) d	0626						0656									0726		
Dudley Port (DDP) d	0629						0659									0729		
Sandwell & Dudley (SAD) d	0633				0656		0703				0720	0725				0733		
Smethwick Galton Bridge (SGB)  d	0636		0644				0706	0709								0736	0740	0744
Smethwick Rolfe Street (SMR) d	0638						0708									0738		
Birmingham New Street (BHM)  a	0645		0653	0657		0706	0715	0718				0731	0735	0738	0745	0748		0752
Birmingham New Street (BHM)  d		0650		0703	0706	0717			0721	0724	0736	0739	0747					0750
Adderley Park (ADD) d		0655																0755
Stechford (SCF) d		0658								0731								0758
Lea Hall (LEH) d		0701								0734								0801
Marston Green (MGN) d		0705								0738								0805
Birmingham International (BHI) a		0708		0712	0716	0726			0731	0743	0745	0753	0756					0808
Birmingham International (BHI) d				0713	0716	0728			0733		0746		0758					
Hampton-in-Arden (HIA) d					0719						0749							
Berkswell (BKW) d					0724						0754							
Tile Hill (THL) d					0728						0758							
Canley (CNL) d					0731						0801							
Coventry (COV) d			0723a	0735	0740				0745	0805		0810						
Rugby (RUG) a				0745					0755	0815								
Northampton (NMP) a					0809						0839							
Milton Keynes Central (MKC) a					0834				0816		0904							
Watford Junction (WFJ) a									0838s		0933							
London Euston (EUS)  a					0918	0838			0854		0949		0906					






NOTES (see introductory pages for explanation of train operator codes and standard symbols)

- a Arrival time
- d Departure time
- s Stops to set down only
- A To Rugeley Trent Valley, see table 069
- B To Reading, see table 050
- C From Shrewsbury, see table 075
- D From Manchester Piccadilly to Bournemouth, see table 050
- E To Walsall, see table 069
- F From Crewe, see table 076
- G From Rugeley Trent Valley, see table 069
- H From Manchester Piccadilly, see table 076
- J From Liverpool Lime Street, see table 076

Wolverhampton to Birmingham, Coventry and Rugby

Saturdays

Operator Train ID Days of operation/Notes 1st Class/Reservations/Bus Catering facilities	XC 1006 K ◇	LM 1Y14 I	VT 9A47 L I R X	VT 1B28 C I R X	LM 2A07 E I	LM 1G41 J I	LM 2I06 G I	LM 1Y16 I	AW 1I02 M	XC 1V45 N ◇	LM 2G32 F I	LM 2A09 E	VT 1B29 I R X	LM 2I08 G I	LM 2G05 C	XC 1O08 D ◇ P	LM 1Y18 I	VT 9A48 P I R X
Wolverhampton (WVH)  d			0741	0745	0748	0757			0811	0815	0806	0818			0833	0839		0845
Tame Bridge Parkway (TAB) d											0820							
Coseley (CSY) d					0753							0823						
Tipton (TIP) d					0756							0826						
Dudley Port (DDP) d					0759							0829						
Sandwell & Dudley (SAD) d			0752	0757	0803				0820			0833						0856
Smethwick Galton Bridge (SGB)  d					0806	0810						0836			0844			
Smethwick Rolfe Street (SMR) d					0808							0838						
Birmingham New Street (BHM)  a			0804	0807	0815	0818			0832	0833	0838	0845			0852	0856		0906
Birmingham New Street (BHM)  d	0803	0806	0817	0821			0824	0836	0839				0847	0850		0903	0906	0917
Adderley Park (ADD) d														0855				
Stechford (SCF) d							0831							0858				
Lea Hall (LEH) d							0834							0901				
Marston Green (MGN) d							0838							0905				
Birmingham International (BHI) a	0812	0816	0826	0831			0841	0845	0853				0856	0908		0912	0916	0926
Birmingham International (BHI) d	0813	0816	0828	0833				0846					0858			0913	0916	0928
Hampton-in-Arden (HIA) d		0819						0849									0919	
Berkswell (BKW) d		0824						0854									0924	
Tile Hill (THL) d		0828						0858									0928	
Canley (CNL) d		0831						0901									0931	
Coventry (COV) d	0823a	0835	0840	0845				0905					0910			0923a	0935	0940
Rugby (RUG) a		0845		0855				0915									0945	
Northampton (NMP) a		0909						0939										1009
Milton Keynes Central (MKC) a		0934			0916			1004										1034
Watford Junction (WFJ) a					0938s			1033										
London Euston (EUS)  a		1017	0938	0954				1049					1006					1117






Operator Train ID Days of operation/Notes 1st Class/Reservations/Bus Catering facilities	LM 2A11 E I	LM 1G43 J I	VT 1B31 I R X	LM 2I10 G I	LM 1Y20 I	AW 1I04 Q	LM 2G36 F I	LM 2A13 E I	VT 1B32 I R X	LM 2I12 G	LM 2G07 C	XC 1O10 R ◇ P	LM 1Y22 I	VT 9M48 S I R X	LM 2A15 E I	LM 1G45 J I	VT 1B34 I R X	LM 2I14 G I
Wolverhampton (WVH)  d	0848	0857				0911	0906	0918			0933	0939		0945	0948	0957		
Tame Bridge Parkway (TAB) d							0920											
Coseley (CSY) d	0853							0923							0953			
Tipton (TIP) d	0856							0926							0956			
Dudley Port (DDP) d	0859							0929							0959			
Sandwell & Dudley (SAD) d	0903					0920		0933					0956	1003				
Smethwick Galton Bridge (SGB)  d	0906	0910						0936			0944				1006	1010		
Smethwick Rolfe Street (SMR) d	0908							0938							1008			
Birmingham New Street (BHM)  a	0915	0918				0932	0938	0945			0951	0956		1006	1015	1018		
Birmingham New Street (BHM)  d			0921	0924	0936	0939			0947	0950		1003	1006	1017				1024
Adderley Park (ADD) d										0955								
Stechford (SCF) d				0931						0958								1031
Lea Hall (LEH) d				0934						1001								1034
Marston Green (MGN) d				0938						1005								1038
Birmingham International (BHI) a			0931	0941	0945	0953			0956	1008		1012	1016	1026			1031	1041
Birmingham International (BHI) d			0933		0946				0958			1013	1016	1028			1033	
Hampton-in-Arden (HIA) d					0949								1019					
Berkswell (BKW) d					0954								1024					
Tile Hill (THL) d					0958								1028					
Canley (CNL) d					1001								1031					
Coventry (COV) d			0945		1005				1010			1023a	1035	1040				1045
Rugby (RUG) a			0955		1015								1045					1055
Northampton (NMP) a					1040								1109					
Milton Keynes Central (MKC) a			1016		1105								1134					1116
Watford Junction (WFJ) a			1038s		1134													1138s
London Euston (EUS)  a			1054		1150				1106				1217	1138				1154






NOTES (see introductory pages for explanation of train operator codes and standard symbols)

- a Arrival time
- d Departure time
- s Stops to set down only
- C From Shrewsbury, see table 075
- D From Manchester Piccadilly to Bournemouth, see table 050
- E To Walsall, see table 069
- F From Crewe, see table 076
- G From Rugeley Trent Valley, see table 069
- J From Liverpool Lime Street, see table 076
- K From Nottingham to Reading, see table 050
- L From Preston, see table 065
- M From Aberystwyth, see table 075
- N From Manchester Piccadilly to Bristol Temple Meads, see table 050
- P From Lancaster, see table 065
- Q From Holyhead/Crewe, see table 075
- R From Manchester Piccadilly to Reading, see table 050
- S From Glasgow Central, see table 065

Wolverhampton to Birmingham, Coventry and Rugby

Saturdays

Operator Train ID Days of operation/Notes 1st Class/Reservations/Bus Catering facilities	LM 1Y24	AW 1106 T 1	XC 1V49 N 1	LM 2G40 F 1	LM 2A17 E 1	VT 1B35 1	LM 2116 G	LM 2G09 C	XC 1O12 D 1	LM 1Y26	VT 9M50 U 1	LM 2A19 E 1	LM 1G47 J 1	LM 2118 G 1	LM 1Y28	AW 1108 V 1	LM 2G44 F 1	LM 2A21 E 1
Wolverhampton (WVH)  d		1011	1015	1006	1018			1033	1039		1045	1048	1057			1113	1106	1118
Tame Bridge Parkway (TAB) d				1020													1120	
Coseley (CSY) d					1023							1053						1123
Tipton (TIP) d					1026							1056						1126
Dudley Port (DDP) d					1029							1059						1129
Sandwell & Dudley (SAD) d		1020			1033						1056					1122		1133
Smethwick Galton Bridge (SGB)  d					1036			1044				1106	1110					1136
Smethwick Rolfe Street (SMR) d					1038							1108						1138
Birmingham New Street (BHM)  a		1032	1033	1038	1045			1051	1056		1106	1115	1118			1133	1138	1145
Birmingham New Street (BHM)  d	1036	1039				1047	1050		1103	1106	1121			1124	1136	1139		
Adderley Park (ADD) d							1055											
Stechford (SCF) d							1058							1131				
Lea Hall (LEH) d							1101							1134				
Marston Green (MGN) d							1105							1138				
Birmingham International (BHI) a	1045	1053				1056	1108		1112	1116	1131			1141	1145	1153		
Birmingham International (BHI) d	1046					1058			1113	1116	1133					1146		
Hampton-in-Arden (HIA) d	1049								1119							1149		
Berkswell (BKW) d	1054								1124							1154		
Tile Hill (THL) d	1058								1128							1158		
Canley (CNL) d	1101								1131							1201		
Coventry (COV) d	1105					1110			1124a	1135	1145					1205		
Rugby (RUG) a	1115								1145	1154						1215		
Northampton (NMP) a	1139								1209							1239		
Milton Keynes Central (MKC) a	1205								1234	1215						1304		
Watford Junction (WFJ) a	1234									1238s						1333		
London Euston (EUS)  a	1250					1206			1317	1254						1349		

Operator Train ID Days of operation/Notes 1st Class/Reservations/Bus Catering facilities	VT 1B38	LM 2120 G	LM 2G11 C	XC 1O14 R 1	LM 1Y30	VT 9M51 S 1	LM 2A23 E 1	LM 1G49 J 1	LM 2I22 G 1	LM 1Y32	AW 1110 W 1	LM 2G46 F 1	LM 2A25 E 1	VT 1B41 1	LM 2I24 G	LM 2G13 C	XC 1O16 D 1	LM 1Y34
Wolverhampton (WVH)  d			1133	1138		1145	1148	1157				1211	1206	1218			1233	1239
Tame Bridge Parkway (TAB) d												1220						
Coseley (CSY) d							1153						1223					
Tipton (TIP) d							1156						1226					
Dudley Port (DDP) d							1159						1229					
Sandwell & Dudley (SAD) d						1156	1203				1220		1233					
Smethwick Galton Bridge (SGB)  d			1144				1206	1210					1236			1244		
Smethwick Rolfe Street (SMR) d							1208						1238					
Birmingham New Street (BHM)  a			1151	1156		1206	1215	1218			1232	1238	1245			1251	1256	
Birmingham New Street (BHM)  d	1147	1150		1203	1206	1221			1224	1236	1239			1247	1250		1303	1306
Adderley Park (ADD) d		1155													1255			
Stechford (SCF) d		1158							1231						1258			
Lea Hall (LEH) d		1201							1234						1301			
Marston Green (MGN) d		1205							1238						1305			
Birmingham International (BHI) a	1156	1208		1212	1216	1231			1241	1245	1253			1256	1308		1312	1316
Birmingham International (BHI) d	1158			1213	1216	1233				1246				1258			1313	1316
Hampton-in-Arden (HIA) d					1219					1249								1319
Berkswell (BKW) d					1224					1254								1324
Tile Hill (THL) d					1228					1258								1328
Canley (CNL) d					1231					1301								1331
Coventry (COV) d	1210			1224a	1235	1245				1305				1310			1324a	1335
Rugby (RUG) a					1245	1254				1315								1345
Northampton (NMP) a					1309					1338								1408
Milton Keynes Central (MKC) a					1334	1315				1404								1434
Watford Junction (WFJ) a						1338s				1432								
London Euston (EUS)  a	1306				1417	1354				1448				1406				1517

NOTES (see introductory pages for explanation of train operator codes and standard symbols)

- a Arrival time
- d Departure time
- s Stops to set down only
- C From Shrewsbury, see table 075
- D From Manchester Piccadilly to Bournemouth, see table 050
- E To Walsall, see table 069
- F From Crewe, see table 076
- G From Rugeley Trent Valley, see table 069
- J From Liverpool Lime Street, see table 076
- N From Manchester Piccadilly to Bristol Temple Meads, see table 050
- R From Manchester Piccadilly to Reading, see table 050
- S From Glasgow Central, see table 065
- T From Aberystwyth/Barmouth, see table 075
- U From Edinburgh, see table 065
- V From Holyhead, see table 075
- W From Aberystwyth/Pwllheli, see table 075

Wolverhampton to Birmingham, Coventry and Rugby

Saturdays

Operator Train ID Days of operation/Notes 1st Class/Reservations/Bus Catering facilities	VT 9M52 U 1	LM 2A27 E 1	LM 1G51 J 1	LM 2I26 G 1	LM 1Y36 1	AW 1112 V 1	LM 2G48 F 1	LM 2A29 E 1	VT 1B44 1	LM 2I28 G 1	LM 2G15 C 1	XC 1O18 R 1	LM 1Y38 1	VT 9A53 X 1	LM 2A31 E 1	LM 1G53 J 1	LM 2I30 G 1	LM 1Y40 1	
Wolverhampton (WVH)	d	1245	1248	1257				1313	1318			1333	1338		1345	1348	1357		
Tame Bridge Parkway (TAB)	d							1320											
Coseley (CSY)	d		1253						1323						1353				
Tipton (TIP)	d		1256						1326						1356				
Dudley Port (DDP)	d		1259						1329						1359				
Sandwell & Dudley (SAD)	d	1256	1303			1322			1333				1356		1403				
Smethwick Galton Bridge (SGB)	d		1306	1310					1336		1344				1406	1410			
Smethwick Rolfe Street (SMR)	d		1308						1338						1408				
Birmingham New Street (BHM)	a	1306	1315	1318			1333	1338	1346			1351	1357		1406	1415	1418		
Birmingham New Street (BHM)	d	1321			1324	1336	1339			1347	1350		1403	1406	1421			1424	1436
Adderley Park (ADD)	d										1355								
Stechford (SCF)	d				1331						1358							1431	
Lea Hall (LEH)	d				1334						1401							1434	
Marston Green (MGN)	d				1338						1405							1438	
Birmingham International (BHI)	a	1331			1341	1345	1353			1356	1408		1412	1416	1431			1441	1445
Birmingham International (BHI)	d	1333				1346				1358			1413	1416	1433				1446
Hampton-in-Arden (HIA)	d					1349								1419					1449
Berkswell (BKW)	d					1354								1424					1454
Tile Hill (THL)	d					1358								1428					1458
Canley (CNL)	d					1401								1431					1501
Coventry (COV)	d	1345				1405				1410		1424a	1435	1445					1505
Rugby (RUG)	a	1354				1415							1445	1454					1515
Northampton (NMP)	a					1439								1508					1538
Milton Keynes Central (MKC)	a	1415				1504								1534	1515				1604
Watford Junction (WFJ)	a	1438s				1532								1538s					1632
London Euston (EUS)	a	1454				1548				1506				1617	1554				1648






Operator Train ID Days of operation/Notes 1st Class/Reservations/Bus Catering facilities	AW 1114 W 1	LM 2G50 F 1	LM 2A33 E 1	VT 1B47 1	LM 2I32 G 1	LM 2G17 C 1	XC 1O20 D 1	LM 1Y42 1	VT 9M54 U 1	LM 2A35 E 1	LM 1G55 J 1	LM 2I34 G 1	LM 1Y44 1	AW 1116 V 1	LM 2G52 F 1	LM 2A37 E 1	VT 1B50 1	LM 2I36 G 1	
Wolverhampton (WVH)	d	1411	1406	1418				1433	1439			1445	1448	1457			1511	1518	
Tame Bridge Parkway (TAB)	d		1420														1520		
Coseley (CSY)	d			1423						1453								1523	
Tipton (TIP)	d			1426						1456								1526	
Dudley Port (DDP)	d			1429						1459								1529	
Sandwell & Dudley (SAD)	d	1420		1433					1456	1503				1520				1533	
Smethwick Galton Bridge (SGB)	d			1436		1444				1506	1510							1536	
Smethwick Rolfe Street (SMR)	d			1438						1508								1538	
Birmingham New Street (BHM)	a	1432	1438	1445			1451	1456	1506	1515	1518			1532	1538	1545			
Birmingham New Street (BHM)	d	1439			1447	1450		1503	1506	1521			1524	1536	1539			1547	1550
Adderley Park (ADD)	d					1455													1555
Stechford (SCF)	d					1458							1531						1558
Lea Hall (LEH)	d					1501							1534						1601
Marston Green (MGN)	d					1505							1538						1605
Birmingham International (BHI)	a	1453			1456	1508		1512	1516	1531			1541	1545	1553			1556	1608
Birmingham International (BHI)	d					1458		1513	1516	1533				1546				1558	
Hampton-in-Arden (HIA)	d								1519					1549					
Berkswell (BKW)	d								1524					1554					
Tile Hill (THL)	d								1528					1558					
Canley (CNL)	d								1531					1601					
Coventry (COV)	d				1510			1524a	1535	1545				1605				1610	
Rugby (RUG)	a								1545	1554				1615					
Northampton (NMP)	a								1608					1639					
Milton Keynes Central (MKC)	a								1634	1615				1704					
Watford Junction (WFJ)	a								1638s					1732					
London Euston (EUS)	a				1606				1717	1654				1748				1706	






NOTES (see introductory pages for explanation of train operator codes and standard symbols)

- a Arrival time
- d Departure time
- s Stops to set down only
- C From Shrewsbury, see table 075
- D From Manchester Piccadilly to Bournemouth, see table 050
- E To Walsall, see table 069
- F From Crewe, see table 076
- G From Rugeley Trent Valley, see table 069
- J From Liverpool Lime Street, see table 076
- R From Manchester Piccadilly to Reading, see table 050
- U From Edinburgh, see table 065
- V From Holyhead, see table 075
- W From Aberystwyth/Pwllheli, see table 075
- X From Blackpool North, see table 065

Wolverhampton to Birmingham, Coventry and Rugby

Saturdays

Operator Train ID Days of operation/Notes 1st Class/Reservations/Bus Catering facilities	LM 2G19 C	XC 1O22 R 1 1/2 1	LM 1Y46 1	VT 9M55 S 1 1/2 1	LM 2A39 E 1	LM 1G57 J 1	LM 2I38 G 1	LM 1Y48 1	AW 1I18 W 1	LM 2G54 F 1	VT 1B53 1 1/2 1	LM 2A41 E 1	LM 2I40 G	LM 2G21 C	XC 1O24 D 1 1/2 1	LM 1Y50 1	VT 9M56 U 1 1/2 1	LM 2A43 E 1
Wolverhampton (WVH)  d	1533	1539		1545	1548	1557			1611	1606		1618		1633	1639		1645	1648
Tame Bridge Parkway (TAB) d										1620								
Coseley (CSY) d					1553							1623						1653
Tipton (TIP) d					1556							1626						1656
Dudley Port (DDP) d					1559							1629						1659
Sandwell & Dudley (SAD) d				1556	1603				1620			1633					1656	1703
Smethwick Galton Bridge (SGB)  d	1544				1606	1610						1636		1644				1706
Smethwick Rolfe Street (SMR) d					1608							1638						1708
Birmingham New Street (BHM)  a	1551	1556		1606	1615	1618			1632	1638		1647		1651	1657		1706	1715
Birmingham New Street (BHM)  d		1603	1606	1621			1624	1636	1639		1647		1650		1703	1706	1720	
Adderley Park (ADD) d													1655					
Stechford (SCF) d							1631						1658					
Lea Hall (LEH) d							1634						1701					
Marston Green (MGN) d							1638						1705					
Birmingham International (BHI) a		1612	1616	1631			1641	1645	1653		1656		1708		1712	1716	1730	
Birmingham International (BHI) d		1613	1616	1633				1646			1658				1713	1716	1733	
Hampton-in-Arden (HIA) d			1619					1649								1719		
Berkswell (BKW) d			1624					1654								1724		
Tile Hill (THL) d			1628					1658								1728		
Canley (CNL) d			1631					1701								1731		
Coventry (COV) d		1624a	1635	1645				1705			1710				1724a	1735	1745	
Rugby (RUG) a			1645	1654				1715								1745	1754	
Northampton (NMP) a			1708					1738								1809		
Milton Keynes Central (MKC) a			1734					1804								1834	1815	
Watford Junction (WFJ) a				1738s				1832									1838s	
London Euston (EUS)  a			1817	1754				1848				1806				1917	1854	






Operator Train ID Days of operation/Notes 1st Class/Reservations/Bus Catering facilities	LM 1G59 J 1	LM 2I42 G 1	LM 1Y52 1	AW 1I20 V 1 1/2 1	LM 2G56 F 1	LM 2A45 E 1	VT 1B56 1 1/2 1	LM 2I44 G	LM 2G23 C	XC 1O26 R 1 1/2 1	LM 2Y54 1	VT 9A84 X 1 1/2 1	LM 2A47 E 1	LM 1G61 J 1	VT 1B58 1 1/2 1	LM 2I46 G 1	LM 2Y56 1	AW 1I22 W 1	
Wolverhampton (WVH)  d	1657			1713	1706	1718			1733	1739		1745	1748	1757					1811
Tame Bridge Parkway (TAB) d					1720														
Coseley (CSY) d						1723							1753						
Tipton (TIP) d						1726							1756						
Dudley Port (DDP) d						1729							1759						
Sandwell & Dudley (SAD) d				1722		1733						1756	1803					1820	
Smethwick Galton Bridge (SGB)  d	1710					1736		1744				1806	1810						
Smethwick Rolfe Street (SMR) d						1738						1808							
Birmingham New Street (BHM)  a	1718			1733	1738	1745			1751	1756		1806	1815	1818				1832	
Birmingham New Street (BHM)  d		1724	1736	1739			1747	1750		1803	1806	1817				1821	1824	1836	1839
Adderley Park (ADD) d								1755											
Stechford (SCF) d		1731						1758									1831		
Lea Hall (LEH) d		1734						1801									1834		
Marston Green (MGN) d		1738						1805									1838		
Birmingham International (BHI) a		1741	1745	1753			1756	1808		1812	1816	1826			1831	1841	1845	1853	
Birmingham International (BHI) d			1746				1758			1813	1816	1828			1833			1846	
Hampton-in-Arden (HIA) d			1749								1819							1849	
Berkswell (BKW) d			1754								1824							1854	
Tile Hill (THL) d			1758								1828							1858	
Canley (CNL) d			1801								1831							1901	
Coventry (COV) d			1805				1810			1824a	1835	1840			1845			1905	
Rugby (RUG) a			1815								1845				1855			1915	
Northampton (NMP) a			1838								1909							1938	
Milton Keynes Central (MKC) a			1905								1934							2002	
Watford Junction (WFJ) a			1933												1938s			2035	
London Euston (EUS)  a			1949				1906				2032	1936			1954			2054	






NOTES (see introductory pages for explanation of train operator codes and standard symbols)

- a Arrival time
- d Departure time
- s Stops to set down only
- C From Shrewsbury, see table 075
- D From Manchester Piccadilly to Bournemouth, see table 050
- E To Walsall, see table 069
- F From Crewe, see table 076
- G From Rugeley Trent Valley, see table 069
- J From Liverpool Lime Street, see table 076
- R From Manchester Piccadilly to Reading, see table 050
- S From Glasgow Central, see table 065
- U From Edinburgh, see table 065
- V From Holyhead, see table 075
- W From Aberystwyth/Pwllheli, see table 075
- X From Blackpool North, see table 065

Wolverhampton to Birmingham, Coventry and Rugby

Saturdays

Operator Train ID Days of operation/Notes 1st Class/Reservations/Bus Catering facilities	XC 1V65 N	LM 2G58 F	LM 2A49 E	VT 1B59	LM 2I48 G	LM 2G25 C	XC 1O28 D	LM 2Y60	VT 9M47 U	LM 2A51 E	LM 1G63 J	LM 2I50 G	LM 2Y62	AW 1I24 V	LM 2G60 F	LM 2A53 E	LM 2I52 G	LM 2G27 C
Wolverhampton (WVH)  d	1815	1806	1818			1833	1842		1845	1848	1857			1911	1906	1918		1933
Tame Bridge Parkway (TAB) d		1820													1920			
Coseley (CSY) d			1823							1853								1923
Tipton (TIP) d			1826							1856								1926
Dudley Port (DDP) d			1829							1859								1929
Sandwell & Dudley (SAD) d			1833						1856	1903				1920				1933
Smethwick Galton Bridge (SGB)  d			1836			1844				1906	1910							1936
Smethwick Rolfe Street (SMR) d			1838							1908								1938
Birmingham New Street (BHM)  a	1833	1838	1845			1851	1858		1906	1915	1918			1932	1938	1945		1951
Birmingham New Street (BHM)  d				1847	1850		1903	1906	1921				1924	1936	1939			1950
Adderley Park (ADD) d					1855													1955
Stechford (SCF) d					1858								1931					1958
Lea Hall (LEH) d					1901								1934					2001
Marston Green (MGN) d					1905								1938					2005
Birmingham International (BHI) a				1856	1908		1912	1916	1930				1941	1945	1953			2008
Birmingham International (BHI) d				1858			1913	1916	1933					1946				
Hampton-in-Arden (HIA) d								1919						1949				
Berkswell (BKW) d								1924						1954				
Tile Hill (THL) d								1928						1958				
Canley (CNL) d								1931						2001				
Coventry (COV) d				1910			1923a	1935	1945					2005				
Rugby (RUG) a								1945	1954					2015				
Northampton (NMP) a								2008						2039				
Milton Keynes Central (MKC) a								2035	2017					2106				
Watford Junction (WFJ) a								2111	2050s					2142				
London Euston (EUS)  a				2006				2130	2113					2203				






Operator Train ID Days of operation/Notes 1st Class/Reservations/Bus Catering facilities	XC 1O30 D	LM 2Y64	VT 9M59 S	LM 2A55 E	LM 1G65 J	LM 2I54 G	LM 2Y66	AW 1I26 M	LM 2G62 F	LM 2A57 E	LM 2I56 G	LM 2G29 C	XC 1O34 Y	LM 2Y68	VT 9M60 U	LM 2A59 E	LM 1G67 J	LM 2I58 G
Wolverhampton (WVH)  d	1939		1945	1948	1957			2011	2006	2018		2033	2039		2045	2048	2057	
Tame Bridge Parkway (TAB) d									2020									
Coseley (CSY) d				1953						2023								2053
Tipton (TIP) d				1956						2026								2056
Dudley Port (DDP) d				1959						2029								2059
Sandwell & Dudley (SAD) d			1956	2003				2020		2033					2056			2103
Smethwick Galton Bridge (SGB)  d				2006	2010					2036		2044						2106
Smethwick Rolfe Street (SMR) d				2008						2038								2108
Birmingham New Street (BHM)  a	1956		2006	2015	2018			2032	2038	2045		2051	2056		2105	2115	2118	
Birmingham New Street (BHM)  d	2003	2006	2021			2024	2036	2039			2050		2103	2106	2117			2124
Adderley Park (ADD) d											2055							
Stechford (SCF) d						2031					2058							2131
Lea Hall (LEH) d						2034					2101							2134
Marston Green (MGN) d						2038					2105							2138
Birmingham International (BHI) a	2012	2016	2030			2041	2045	2053			2108		2112	2116	2126			2141
Birmingham International (BHI) d	2013	2016	2033				2046						2113	2116	2128			
Hampton-in-Arden (HIA) d		2019					2049							2119				
Berkswell (BKW) d		2024					2054							2124				
Tile Hill (THL) d		2028					2058							2128				
Canley (CNL) d		2031					2101							2131				
Coventry (COV) d	2024a	2035	2045				2105						2124a	2135	2141			
Rugby (RUG) a		2045	2054				2115							2145	2150			
Northampton (NMP) a		2108					2138							2208				
Milton Keynes Central (MKC) a		2135	2117				2208							2225	2214			
Watford Junction (WFJ) a		2217	2150s				2243							2312	2248s			
London Euston (EUS)  a		2240	2214				2304							2333	2310			






NOTES (see introductory pages for explanation of train operator codes and standard symbols)

- a Arrival time
- d Departure time
- s Stops to set down only
- C From Shrewsbury, see table 075
- D From Manchester Piccadilly to Bournemouth, see table 050
- E To Walsall, see table 069
- F From Crewe, see table 076
- G From Rugeley Trent Valley, see table 069
- J From Liverpool Lime Street, see table 076
- M From Aberystwyth, see table 075
- N From Manchester Piccadilly to Bristol Temple Meads, see table 050
- S From Glasgow Central, see table 065
- U From Edinburgh, see table 065
- V From Holyhead, see table 075
- Y From Manchester Piccadilly to Southampton Central, see table 050

Wolverhampton to Birmingham, Coventry and Rugby

Saturdays

Operator Train ID Days of operation/Notes 1st Class/Reservations/Bus Catering facilities	LM 2Y72	LM 2G64 F	LM 2A61 E	LM 2I60 G	LM 2G31 C	VT 1B66	XC 1G81 H	LM 2Y74	LM 2I70	LM 1G69 J	LM 2G66 F	AW 1G75 M	LM 2W65	VT 9M19 S	LM 2Y76	LM 2G33 C	XC 1G91 H	VT 9M62 U
	□	□	□	□	□	□	□	□	□	□	□	□	□	□	□	□	□	□
Wolverhampton (WVH)  d		2105	2118		2133	2137	2141		2148	2157	2206	2212	2218	2226		2233	2240	2244
Tame Bridge Parkway (TAB) d		2119																
Coseley (CSY) d			2123						2153				2223					
Tipton (TIP) d			2126						2156				2226					
Dudley Port (DDP) d			2129						2159				2229					
Sandwell & Dudley (SAD) d			2133			2148			2203			2221	2233	2238				2256
Smethwick Galton Bridge (SGB)  d			2136		2144				2206	2210			2236			2244		
Smethwick Rolfe Street (SMR) d			2138						2208				2238					
Birmingham New Street (BHM)  a		2137	2145		2151	2157	2200		2215	2218	2222	2232	2245	2248		2251	2257	2305
Birmingham New Street (BHM)  d	2136			2150		2203		2206	2220						2250			
Adderley Park (ADD) d				2155					2225									
Stechford (SCF) d				2158					2228									
Lea Hall (LEH) d				2201					2231									
Marston Green (MGN) d				2205					2235						2258			
Birmingham International (BHI) a	2145			2208		2212		2216	2238						2301			
Birmingham International (BHI) d	2146					2214		2217							2302			
Hampton-in-Arden (HIA) d	2149							2220							2305			
Berkswell (BKW) d	2154							2225							2310			
Tile Hill (THL) d	2158							2229							2314			
Canley (CNL) d	2201							2232							2317			
Coventry (COV) d	2205					2226		2237							2321			
Rugby (RUG) a	2215					2236		2247							2331			
Northampton (NMP) a	2238							2309							2354			
Milton Keynes Central (MKC) a	2306					2259		2340										
Watford Junction (WFJ) a	2353					2334s		0014										
London Euston (EUS)  a	0015					0001		0033										






Operator Train ID Days of operation/Notes 1st Class/Reservations/Bus	LM 2H19	LM 2C10	LM 1G71 J	AW 1G76 V	LM 2G35 C
	□	□	□	□	□
Wolverhampton (WVH)  d	2247		2257	2308	2333
Tame Bridge Parkway (TAB) d					
Coseley (CSY) d	2253				
Tipton (TIP) d	2256				
Dudley Port (DDP) d	2259				
Sandwell & Dudley (SAD) d	2303			2318	
Smethwick Galton Bridge (SGB)  d	2306		2310		2344
Smethwick Rolfe Street (SMR) d	2308				
Birmingham New Street (BHM)  a	2315		2318	2329	2351
Birmingham New Street (BHM)  d		2316			
Adderley Park (ADD) d		2321			
Stechford (SCF) d		2324			
Lea Hall (LEH) d		2327			
Marston Green (MGN) d		2331			
Birmingham International (BHI) a		2334			
Birmingham International (BHI) d		2334			
Hampton-in-Arden (HIA) d		2337			
Berkswell (BKW) d		2342			
Tile Hill (THL) d		2346			
Canley (CNL) d		2349			
Coventry (COV) d		2352a			
Rugby (RUG) a					
Northampton (NMP) a					
Milton Keynes Central (MKC) a					
Watford Junction (WFJ) a					
London Euston (EUS)  a					






NOTES (see introductory pages for explanation of train operator codes and standard symbols)

- a Arrival time
- d Departure time
- s Stops to set down only
- C From Shrewsbury, see table 075
- E To Walsall, see table 069
- F From Crewe, see table 076
- G From Rugeley Trent Valley, see table 069
- H From Manchester Piccadilly, see table 076
- J From Liverpool Lime Street, see table 076
- M From Aberystwyth, see table 075
- S From Glasgow Central, see table 065
- U From Edinburgh, see table 065
- V From Holyhead, see table 075
- Z To Hednesford, see table 069

Wolverhampton to Birmingham, Coventry and Rugby

Sundays

Operator Train ID Days of operation/Notes 1st Class/Reservations/Bus Catering facilities	VT	LM	LM	LM	VT	XC	LM	AW	VT	LM	LM	LM	XC	LM	AW	VT	LM	LM
	1B29	2Y02	2H01 A	2A09 B	1B31	1008 C	2Y06	1100 D	1B32	2Y08	2A13 B	2G02 D	1010 E	2Y10	1102 D	1B35	1Y12	2G42 F
Wolverhampton (WVH)  d	0803		0813	0818	0833			0848	0903		0918	0933	0940		0957	1003		1009
Tame Bridge Parkway (TAB) d																		1021
Coseley (CSY) d			0818	0823							0923							
Tipton (TIP) d				0826							0926							
Dudley Port (DDP) d				0829							0929							
Sandwell & Dudley (SAD) d	0814		0825	0833	0844			0857	0914		0933				1006	1014		
Smethwick Galton Bridge (SGB)  d			0828	0836							0936	0944						
Smethwick Rolfe Street (SMR) d				0838							0938							
Birmingham New Street (BHM)  a	0823		0835	0845	0853			0910	0923		0945	0951	0957		1017	1023		1038
Birmingham New Street (BHM)  d	0826	0832			0856	0904	0907	0919	0930	0934			1003	1006	1022	1030	1034	
Adderley Park (ADD) d							0912											
Stechford (SCF) d		0839					0915			0941				1013				
Lea Hall (LEH) d		0842					0918			0944				1016				
Marston Green (MGN) d		0845					0922			0947				1020				1042
Birmingham International (BHI) a	0835	0848			0906	0913	0925	0930	0939	0950			1012	1023	1034	1039	1045	
Birmingham International (BHI) d	0837	0849			0907	0914	0925		0941	0951			1013	1023		1041	1046	
Hampton-in-Arden (HIA) d		0852								0954								1049
Berkswell (BKW) d		0857					0931			0959								1054
Tile Hill (THL) d		0901					0935			1003				1032				1058
Canley (CNL) d		0904					0939			1006								1101
Coventry (COV) d	0849	0908			0919c	0924a	0944		0953	1010			1024a	1037		1053	1108e	
Rugby (RUG) a	0858	0918					0954		1002	1020				1047		1103	1120	
Northampton (NMP) a		0942					1018			1041				1107				1145
Milton Keynes Central (MKC) a	0934				1002		1048		1038	1058				1130		1138	1203	
Watford Junction (WFJ) a	1003s				1031s		1125		1110s	1138				1209		1206s	1235	
London Euston (EUS)  a	1028				1056		1146		1134	1203				1228		1223	1251	






Operator Train ID Days of operation/Notes 1st Class/Reservations/Bus Catering facilities	LM	LM	LM	XC	LM	AW	VT	LM	LM	VT	LM	LM	XC	VT	LM	VT	VT	
	2A17 B	2I50 G	2G04 D	1012 H	1Y14	1104 J	1B37	1Y16	2G44 F	1B38	2A21 B	2I52 G	2G06 D	1014 E	9G51 K	1Y18	1B39	1B40 D
Wolverhampton (WVH)  d	1018		1033	1039		1054	1103		1106	1115	1118		1133	1139	1136		1145	1153
Tame Bridge Parkway (TAB) d										1120								
Coseley (CSY) d	1023										1123							
Tipton (TIP) d	1026										1126							
Dudley Port (DDP) d	1029										1129							
Sandwell & Dudley (SAD) d	1033					1103	1114			1126	1133						1156	
Smethwick Galton Bridge (SGB)  d	1036		1044								1136		1144					
Smethwick Rolfe Street (SMR) d	1038										1138							
Birmingham New Street (BHM)  a	1045		1051	1056		1115	1123		1136	1140	1146		1151	1157	1203		1206	1209
Birmingham New Street (BHM)  d		1050		1103	1106	1117	1126	1134		1147		1150		1203		1206	1217	1221
Adderley Park (ADD) d		1055										1155						
Stechford (SCF) d		1058										1158						
Lea Hall (LEH) d		1101										1201						
Marston Green (MGN) d		1105						1142				1205						
Birmingham International (BHI) a		1108		1112	1116	1130	1135	1145		1156		1208		1212		1216	1226	1231
Birmingham International (BHI) d				1113	1116		1137	1146		1158				1213		1216	1228	1233
Hampton-in-Arden (HIA) d					1119			1149								1219		
Berkswell (BKW) d					1124			1154								1224		
Tile Hill (THL) d					1128			1157								1228		
Canley (CNL) d					1131			1201								1231		
Coventry (COV) d			1124a	1136		1149	1204		1210				1224a		1235	1240	1245	
Rugby (RUG) a				1147		1158	1215								1245		1255	
Northampton (NMP) a					1209			1237								1308		
Milton Keynes Central (MKC) a					1231		1220	1304								1330		1316
Watford Junction (WFJ) a								1334										1339s
London Euston (EUS)  a					1315		1257	1350		1309						1415	1339	1355






NOTES (see introductory pages for explanation of train operator codes and standard symbols)

- a Arrival time
- d Departure time
- s Stops to set down only
- c Arrives 3 minutes earlier
- e Arrives 4 minutes earlier
- A To Rugeley Trent Valley, see table 069
- B To Walsall, see table 069
- C To Reading, see table 050
- D From Shrewsbury, see table 075
- E From Manchester Piccadilly to Bournemouth, see table 050
- F From Crewe, see table 076
- G From Rugeley Trent Valley, see table 069
- H From Manchester Piccadilly to Reading, see table 050
- J From Chester, see table 075
- K From Preston, see table 065

Wolverhampton to Birmingham, Coventry and Rugby

Sundays

Operator Train ID Days of operation/Notes 1st Class/Reservations/Bus Catering facilities	LM 1G49 L	LM 1Y20	AW 1106 M F	LM 2G46 F	VT 1B41 F	LM 2A25 B	LM 2154 G	LM 2G08 D	XC 1016 H ◇	LM 1Y22	VT 9A52 K F	LM 1G51 L	LM 1Y24	AW 1108 J	LM 2G48 F	LM 2A29 B	VT 1B44 F	LM 2156 G	
Wolverhampton (WVH)  d	1157		1212	1206	1215	1219		1233	1239		1245	1257		1313	1306	1318			
Tame Bridge Parkway (TAB) d				1220											1320				
Coseley (CSY) d						1224												1324	
Tipton (TIP) d						1227												1327	
Dudley Port (DDP) d						1229												1330	
Sandwell & Dudley (SAD) d			1221		1226	1233					1256			1322				1334	
Smethwick Galton Bridge (SGB)  d	1210					1236		1244				1310						1337	
Smethwick Rolfe Street (SMR) d						1239												1339	
Birmingham New Street (BHM)  a	1218		1232	1237	1240	1246		1251	1256		1306	1318		1333	1337	1346			
Birmingham New Street (BHM)  d		1233	1239		1247		1250		1303	1306	1321		1333	1339				1347	1350
Adderley Park (ADD) d							1255												1355
Stechford (SCF) d							1258												1358
Lea Hall (LEH) d							1301												1401
Marston Green (MGN) d		1242					1305						1341						1405
Birmingham International (BHI) a		1245	1255		1256		1308		1312	1316	1331		1344	1352				1356	1408
Birmingham International (BHI) d		1245			1258				1313	1316	1333		1345						1358
Hampton-in-Arden (HIA) d		1248								1319			1348						
Berkswell (BKW) d		1253								1324			1353						
Tile Hill (THL) d		1257								1328			1357						
Canley (CNL) d		1300								1331			1400						
Coventry (COV) d		1304			1310				1324a	1335	1345		1404						1410
Rugby (RUG) a		1314								1345	1354		1415						
Northampton (NMP) a		1337								1407			1438						
Milton Keynes Central (MKC) a		1404								1431	1415		1504						
Watford Junction (WFJ) a		1434									1439s		1534						
London Euston (EUS)  a		1450			1407					1515	1455		1550						1507







Operator Train ID Days of operation/Notes 1st Class/Reservations/Bus Catering facilities	LM 2G10 D	XC 1018 E ◇	LM 1Y26	VT 9M53 N F	LM 1G53 L	LM 1Y28	AW 1110 P F	LM 2G50 F	LM 2A33 B	VT 1B47 F	LM 2158 G	LM 2G12 D	XC 1020 H ◇	LM 1Y30	VT 9M54 Q F	LM 1G55 L	LM 1Y32	AW 1112 J		
Wolverhampton (WVH)  d	1333	1339		1345	1357		1411	1404	1418			1433	1439		1445	1457			1511	
Tame Bridge Parkway (TAB) d								1418												
Coseley (CSY) d									1423											
Tipton (TIP) d									1426											
Dudley Port (DDP) d									1429											
Sandwell & Dudley (SAD) d				1356			1420		1433						1456				1520	
Smethwick Galton Bridge (SGB)  d	1344				1410				1436			1444				1510				
Smethwick Rolfe Street (SMR) d									1438											
Birmingham New Street (BHM)  a	1351	1356		1406	1418		1432	1437	1445			1451	1456		1506	1518			1531	
Birmingham New Street (BHM)  d		1403	1406	1421		1433	1440			1447	1450		1503	1506	1521				1532	1539
Adderley Park (ADD) d											1455									
Stechford (SCF) d											1458									
Lea Hall (LEH) d											1501									
Marston Green (MGN) d						1441					1505								1540	
Birmingham International (BHI) a		1412	1416	1431		1444	1454			1456	1508		1512	1516	1531				1543	1552
Birmingham International (BHI) d		1413	1416	1433		1445				1458			1513	1516	1533				1544	
Hampton-in-Arden (HIA) d			1419			1448								1519					1547	
Berkswell (BKW) d			1424			1453								1524					1552	
Tile Hill (THL) d			1428			1457								1528					1555	
Canley (CNL) d			1431			1500								1531					1559	
Coventry (COV) d		1424a	1435	1445		1504				1510			1524a	1535	1545				1603	
Rugby (RUG) a			1445	1454		1514								1545	1554				1613	
Northampton (NMP) a			1507			1537								1607					1635	
Milton Keynes Central (MKC) a			1531	1515		1604								1631	1615				1702	
Watford Junction (WFJ) a				1539s		1634									1639s				1733	
London Euston (EUS)  a			1615	1555		1650				1607				1715	1655				1749	







NOTES (see introductory pages for explanation of train operator codes and standard symbols)

- a Arrival time
- d Departure time
- s Stops to set down only
- B To Walsall, see table 069
- D From Shrewsbury, see table 075
- E From Manchester Piccadilly to Bournemouth, see table 050
- F From Crewe, see table 076
- G From Rugeley Trent Valley, see table 069
- H From Manchester Piccadilly to Reading, see table 050
- J From Chester, see table 075
- K From Preston, see table 065
- L From Liverpool Lime Street, see table 076
- M From Aberystwyth, see table 075
- N From Glasgow Central, see table 065
- P From Aberystwyth/Pwllheli, see table 075
- Q From Edinburgh, see table 065

Wolverhampton to Birmingham, Coventry and Rugby

Sundays

Operator Train ID Days of operation/Notes 1st Class/Reservations/Bus Catering facilities	LM 2G52 F	LM 2A37 B	VT 1B50	LM 2160 G	LM 2G14 D	XC 1O22 E	LM 1Y34	VT 9M55 N	LM 1G57 L	VT 1B52	LM 1Y36	AW 1114 P	LM 2G54 F	LM 2A41 B	VT 1B53	LM 2164 G	LM 2G16 D	XC 1O24 H	
Wolverhampton (WVH)  d	1504	1518			1533	1539		1545	1557				1611	1607	1618			1633	1639
Tame Bridge Parkway (TAB)  d	1521c												1621						
Coseley (CSY) d		1523												1623					
Tipton (TIP) d		1526												1626					
Dudley Port (DDP) d		1529												1629					
Sandwell & Dudley (SAD) d		1533					1556					1620		1633					
Smethwick Galton Bridge (SGB)  d		1536			1544				1610					1636			1644		
Smethwick Rolfe Street (SMR) d		1538												1638					
Birmingham New Street (BHM)  a	1537	1545			1551	1556	1606	1618				1631	1638	1645			1651	1656	
Birmingham New Street (BHM)  d			1547	1550		1603	1606	1617		1621	1633	1639			1647	1650		1703	
Adderley Park (ADD) d				1555												1655			
Stechford (SCF) d				1558												1658			
Lea Hall (LEH) d				1601												1701			
Marston Green (MGN) d				1605							1641					1705			
Birmingham International (BHI) a			1556	1608		1612	1616	1626		1631	1644	1655			1656	1708		1712	
Birmingham International (BHI) d			1558			1613	1616	1628		1633	1645				1658			1713	
Hampton-in-Arden (HIA) d						1619					1648								
Berkswell (BKW) d						1624					1653								
Tile Hill (THL) d						1628					1657								
Canley (CNL) d						1631					1700								
Coventry (COV) d			1610			1624a	1635	1640		1645	1704				1710			1724a	
Rugby (RUG) a							1645			1655	1714								
Northampton (NMP) a							1707				1736								
Milton Keynes Central (MKC) a							1731				1803								
Watford Junction (WFJ) a										1739s	1833								
London Euston (EUS)  a			1707				1815	1739		1755	1849				1807				






Operator Train ID Days of operation/Notes 1st Class/Reservations/Bus Catering facilities	LM 1Y38	VT 9M56 Q	LM 1G59 L	VT 1B55	LM 1Y40	AW 1116 J	LM 2G56 F	LM 2A45 B	VT 1B56	LM 2168 G	LM 2G18 D	XC 1O26 E	LM 1Y42	VT 9M57 N	LM 1G61 L	LM 1Y44	AW 1118 P	LM 2G58 F	
Wolverhampton (WVH)  d		1645	1657			1711	1706	1718				1733	1739		1745	1757		1810	1807
Tame Bridge Parkway (TAB)  d							1721												1821
Coseley (CSY) d								1723											
Tipton (TIP) d								1726											
Dudley Port (DDP) d								1729											
Sandwell & Dudley (SAD) d		1656				1720		1733						1756				1819	
Smethwick Galton Bridge (SGB)  d			1710					1736			1744				1810				
Smethwick Rolfe Street (SMR) d								1738											
Birmingham New Street (BHM)  a		1706	1718			1730	1738	1745				1751	1756		1806	1818		1830	1838
Birmingham New Street (BHM)  d	1706	1717		1721	1733	1739			1747	1750		1803	1806	1821		1833	1838		
Adderley Park (ADD) d										1755									
Stechford (SCF) d										1758									
Lea Hall (LEH) d										1801									
Marston Green (MGN) d					1741					1805						1841			
Birmingham International (BHI) a	1715	1726		1731	1744	1752			1757	1808		1812	1816	1831		1844	1850		
Birmingham International (BHI) d	1715	1728		1733	1745				1758			1813	1816	1833		1845			
Hampton-in-Arden (HIA) d					1748								1819			1848			
Berkswell (BKW) d					1753								1824			1853			
Tile Hill (THL) d					1757								1828			1857			
Canley (CNL) d					1800								1831			1900			
Coventry (COV) d		1734	1740		1745	1804			1810			1824a	1835	1845		1904			
Rugby (RUG) a		1744		1755	1814								1845	1854		1915			
Northampton (NMP) a	1807				1839								1907			1937			
Milton Keynes Central (MKC) a	1831			1816	1904								1931	1915		2004			
Watford Junction (WFJ) a				1839s	1934								1939s			2034			
London Euston (EUS)  a	1915	1839		1855	1950				1907				2015	1955		2050			






NOTES (see introductory pages for explanation of train operator codes and standard symbols)

- a Arrival time
- d Departure time
- s Stops to set down only
- c Arrives 3 minutes earlier
- B To Walsall, see table 069
- D From Shrewsbury, see table 075
- E From Manchester Piccadilly to Bournemouth, see table 050
- F From Crewe, see table 076
- G From Rugeley Trent Valley, see table 069
- H From Manchester Piccadilly to Reading, see table 050
- J From Chester, see table 075
- L From Liverpool Lime Street, see table 076
- N From Glasgow Central, see table 065
- P From Aberystwyth/Pwllheli, see table 075
- Q From Edinburgh, see table 065

Wolverhampton to Birmingham, Coventry and Rugby

Sundays

Operator Train ID Days of operation/Notes 1st Class/Reservations/Bus Catering facilities	LM 2A49 B	VT 1B59 G	LM 2172 D	LM 2G20 E	XC 1O28 E	LM 1Y46 Q	VT 9M47 Q	LM 1G63 L	LM 2Y48 J	AW 1I20 J	LM 2G60 F	LM 2A53 B	VT 1B62 G	LM 2176 G	LM 2G22 D	XC 1O30 R	LM 2Y50 N	VT 9M59 N	
Wolverhampton (WVH)  d	1818			1833	1839		1845	1857		1911	1906	1918				1933	1939		1945
Tame Bridge Parkway (TAB) d											1921								
Coseley (CSY) d	1823											1923							
Tipton (TIP) d	1826											1926							
Dudley Port (DDP) d	1829											1929							
Sandwell & Dudley (SAD) d	1833						1856		1920			1933							1956
Smethwick Galton Bridge (SGB)  d	1836			1844				1910				1936			1944				
Smethwick Rolfe Street (SMR) d	1838											1938							
Birmingham New Street (BHM)  a	1845			1851	1856		1906	1918		1931	1938	1945			1951	1956			2006
Birmingham New Street (BHM)  d		1847	1850		1903	1906	1921		1933	1939			1947	1950		2003	2006	2021	
Adderley Park (ADD) d			1855											1955					
Stechford (SCF) d			1858											1958					
Lea Hall (LEH) d			1901											2001					
Marston Green (MGN) d			1905						1940					2005					
Birmingham International (BHI) a		1856	1908		1912	1915	1931		1944	1952			1956	2008		2012	2016	2030	
Birmingham International (BHI) d		1858			1913	1915	1933		1944				1958			2013	2016	2033	
Hampton-in-Arden (HIA) d						1918			1947								2018		
Berkswell (BKW) d						1923			1952								2024		
Tile Hill (THL) d						1927			1956								2028		
Canley (CNL) d						1930			1959								2031		
Coventry (COV) d		1910			1924a	1934	1945		2003				2010			2024a	2035	2045	
Rugby (RUG) a						1945	1954		2014								2045	2054	
Northampton (NMP) a							2008		2037									2108	
Milton Keynes Central (MKC) a							2032		2015									2142	2117
Watford Junction (WFJ) a									2039s									2225	2148s
London Euston (EUS)  a		2007				2124	2055						2108					2246	2211






Operator Train ID Days of operation/Notes 1st Class/Reservations/Bus Catering facilities	LM 1G65 L	LM 2Y52 P	AW 1I22 P	LM 2G62 F	LM 2A57 B	LM 2180 G	LM 2G24 D	XC 1V89 H	LM 2Y54 Q	VT 9M60 Q	LM 1G67 L	LM 2Y56 J	AW 1I24 J	LM 2G64 F	LM 2A61 B	LM 2G26 D	LM 2Y58 N	AW 1I26 S	
Wolverhampton (WVH)  d	1957		2009	2006	2018		2033	2040		2045	2057		2112	2106	2118	2133			2152
Tame Bridge Parkway (TAB) d				2020										2120					
Coseley (CSY) d					2023										2123				
Tipton (TIP) d					2026										2126				
Dudley Port (DDP) d					2029										2129				
Sandwell & Dudley (SAD) d			2018		2033				2056				2121		2133				2201
Smethwick Galton Bridge (SGB)  d	2010				2036		2044				2109				2136	2144			
Smethwick Rolfe Street (SMR) d					2038										2138				
Birmingham New Street (BHM)  a	2018		2030	2038	2045		2051	2057		2106	2118		2132	2139	2145	2151			2212
Birmingham New Street (BHM)  d		2034	2038			2048		2103	2106	2121		2136	2139						2210
Adderley Park (ADD) d						2053				2111									2215
Stechford (SCF) d						2056				2115									2218
Lea Hall (LEH) d						2059				2118									2221
Marston Green (MGN) d		2042				2103				2121		2144							2225
Birmingham International (BHI) a		2045	2052			2106		2113	2124	2130		2147	2151						2228
Birmingham International (BHI) d		2046						2114	2125	2133		2148							2228
Hampton-in-Arden (HIA) d		2049										2151							2231
Berkswell (BKW) d		2054										2156							2236
Tile Hill (THL) d		2058								2133		2200							2240
Canley (CNL) d		2101										2203							2243
Coventry (COV) d		2105						2125a	2138	2145		2208							2247
Rugby (RUG) a		2115							2148	2154		2219							2257
Northampton (NMP) a		2137								2211		2241							2318
Milton Keynes Central (MKC) a										2235	2229								2343
Watford Junction (WFJ) a										2317	2301s								0026
London Euston (EUS)  a										2339	2322								0047

NOTES (see introductory pages for explanation of train operator codes and standard symbols)

- a Arrival time
- d Departure time
- s Stops to set down only
- B To Walsall, see table 069
- D From Shrewsbury, see table 075
- E From Manchester Piccadilly to Bournemouth, see table 050
- F From Crewe, see table 076
- G From Rugeley Trent Valley, see table 069
- H From Manchester Piccadilly to Reading, see table 050
- J From Chester, see table 075
- L From Liverpool Lime Street, see table 076
- N From Glasgow Central, see table 065
- P From Aberystwyth/Pwllheli, see table 075
- Q From Edinburgh, see table 065
- R From Manchester Piccadilly to Southampton Central, see table 050
- S From Holyhead, see table 075

Wolverhampton to Birmingham, Coventry and Rugby

Sundays

Operator Train ID Days of operation/Notes 1st Class/Reservations/Bus Catering facilities	LM 1G69 L 1	VT 1B66 1R 1R	AW 1128 P	LM 2G66 F 1	LM 2Y60 1	LM 2A65 B	XC 1G91 T 1◇	VT 9M63 N 1R 1R	VT 9M62 Q 1R 1R	LM 2G28 D 1	LM 2C37 1	LM 1G71 L 1	LM 2A67 B 1	XC 1G92 T 1◇
Wolverhampton (WVH)  d	2157	2203	2212	2206		2218	2228	2231	2239	2245		2257	2303	2318
Tame Bridge Parkway (TAB) d				2220										
Coseley (CSY) d						2223							2308	
Tipton (TIP) d						2226							2311	
Dudley Port (DDP) d						2229							2314	
Sandwell & Dudley (SAD) d		2214	2221			2233		2242		2254			2318	
Smethwick Galton Bridge (SGB)  d	2210					2236						2310	2321	
Smethwick Rolfe Street (SMR) d						2238							2323	
Birmingham New Street (BHM)  a	2218	2223	2232	2236		2245	2248	2251	2259	2304		2318	2330	2334
Birmingham New Street (BHM)  d		2230	2234		2237			2256				2314		
Adderley Park (ADD) d					2242							2319		
Stechford (SCF) d					2245							2324		
Lea Hall (LEH) d					2248							2327		
Marston Green (MGN) d					2252							2330		
Birmingham International (BHI) a		2239	2249		2255			2305				2333		
Birmingham International (BHI) d		2241			2256			2308				2334		
Hampton-in-Arden (HIA) d					2259							2337		
Berkswell (BKW) d					2304							2342		
Tile Hill (THL) d					2308							2347		
Canley (CNL) d					2311							2350		
Coventry (COV) d		2253			2315			2320				2353a		
Rugby (RUG) a		2302			2325			2331						
Northampton (NMP) a					2348			2352s						
Milton Keynes Central (MKC) a		2336						0012s						
Watford Junction (WFJ) a		0006s						0042s						
London Euston (EUS)  a		0028						0100						

NOTES (see introductory pages for explanation of train operator codes and standard symbols)

- a Arrival time
- d Departure time
- s Stops to set down only
- B To Walsall, see table 069
- D From Shrewsbury, see table 075
- F From Crewe, see table 076
- L From Liverpool Lime Street, see table 076
- N From Glasgow Central, see table 065
- P From Aberystwyth/Pwllheli, see table 075
- Q From Edinburgh, see table 065
- T From Manchester Piccadilly, see table 076