

London to Barking, Upminster, Basildon, Grays, Tilbury, Southend Central and Shoeburyness

Mondays to Fridays

Operator Train ID Days of operation/Notes	CC	CC	CC	CC	CC	CC	CC	CC	CC	CC	CC	CC	CC	CC	CC	CC	CC	CC	
	9B54 MO	2D64 MO	2B16 MO	2B18 MO	2B40 MX	2D84 MX	2B42 MX	2D86 MX	2R48 MX	2B44 MX	2D88 MX	2T50 MX	2B48 MX	2D00	2B50	2R50	2D02	2R52	
London Fenchurch Street (FST) 7 d				0011						0004	0011	0024	0034			0500		0507	0522
Limehouse (LHS) DLR d				0015						0008	0015	0028	0038			0504		0511	0526
West Ham (WEH) DLR d				0020					0003	0013	0020	0033	0043			0509		0516	0531
London Liverpool Street (LST) 15 d																			
Stratford (SRA) DLR 7 d																			
Barking (BKG) DLR d				0026					0009	0018	0025	0039	0049	0452	0514	0519	0522	0537	
Upminster (UPM) DLR d			0005	0034				0004		0026	0033		0057	0500	0522		0530		
Ockendon (OCK) d								0009			0039			0506			0536		
Chafford Hundred Lakeside (CFH) d								0013			0042			0509			0539		
Dagenham Dock (DDK) d									0013			0043				0523		0543	
Rainham (RNM) d									0017			0047				0527		0547	
Purfleet (PFL) d									0022			0052				0532		0552	
Grays (GRY) a								0017	0028		0046	0058		0514	0538	0543	0559		
Grays (GRY) d								0018			0046			0514			0544		
Tilbury Town (TIL) 3 d								0021			0049			0517			0547		
East Tilbury (ETL) d								0027			0055			0523			0553		
Stanford-le-Hope (SFO) d		0001						0030			0059			0527			0556		
West Horndon (WHR) d			0010	0039			0001			0031			0102			0527			
Laindon (LAI) d			0015	0044			0006			0036			0107			0532			
Basildon (BSO) d			0018	0047			0009			0039			0110			0535			
Pitsea (PSE) d		0009	0022	0051		0007	0013	0038		0043	0107		0114	0535	0539		0604		
Benfleet (BEF) d	0003	0013	0025	0054		0011	0016	0042		0046	0111		0117	0539	0542		0608		
Leigh-on-Sea (LES) d	0007	0017	0030	0059		0015	0021	0047		0051	0115		0122	0543	0547		0613		
Chalkwell (CHW) d	0010	0020	0032	0101		0018	0023	0049		0053	0118		0124	0546	0549		0615		
Westcliff (WCF) d	0012	0022	0034	0103		0020	0025	0051		0055	0120		0126	0548	0551		0617		
Southend Central (SOC) a	0014	0024	0037	0106		0022	0028	0054		0058	0122		0129	0551	0554		0620		
Southend Central (SOC) d	0015	0025	0037	0106		0023	0028	0054		0058	0122		0129			0555			
Southend East (SOE) d	0017	0027	0039	0108		0025	0030	0056		0100	0124		0131			0557			
Thorpe Bay (TPB) d	0019	0029	0042	0111	0003	0027	0033	0058		0103	0127		0134			0559			
Shoeburyness (SRY) a	0025	0035	0048	0117	0007	0031	0037	0102		0107	0131		0138			0603			

Operator Train ID Days of operation/Notes	CC	CC	CC	CC	CC	CC	CC	CC	CC	CC	CC	CC	CC	CC	CC	CC	CC	CC
	2B52	2D04	2R54	2R56	2B54	2D06	2R58	1B00	2D08	2R60	1F56	1B04	1N94	1F78	2R62	2D10	1B26	2R64
London Fenchurch Street (FST) 7 d	0530	0540		0558	0604	0608	0616	0626	0633	0637	0642	0648	0656	0659	0702	0707	0712	0717
Limehouse (LHS) DLR d	0534	0544		0602	0608	0613	0621	0638	0641		0652	0658		0708	0711	0717		0721
West Ham (WEH) DLR d	0539	0549		0608	0613	0618	0626	0635	0644	0647	0652							0727
London Liverpool Street (LST) 15 d																		
Stratford (SRA) DLR 7 d																		
Barking (BKG) DLR d	0544	0554	0559	0614	0618	0624	0633	0641	0650	0653	0657	0703	0709	0713	0718	0723	0727	0733
Upminster (UPM) DLR d	0553	0602			0626	0632		0649	0702c		0706	0712		0722		0733		
Ockendon (OCK) d		0608				0640			0710						0740			
Chafford Hundred Lakeside (CFH) d		0611				0643			0714						0744			
Dagenham Dock (DDK) d			0603	0619			0638			0657					0722			0737
Rainham (RNM) d			0607	0623			0642			0701					0726			0741
Purfleet (PFL) d			0612	0628			0647			0706					0731			0746
Grays (GRY) a		0615	0619	0634			0647	0654		0721	0712				0738	0748		0753
Grays (GRY) d		0616					0648				0714					0748		
Tilbury Town (TIL) 3 d		0619					0651				0717					0751		
East Tilbury (ETL) d		0625					0657				0723					0757		
Stanford-le-Hope (SFO) d		0628					0700				0727					0801		
West Horndon (WHR) d	0558				0631			0654			0711			0727				
Laindon (LAI) d	0603				0636			0659			0716	0720	0724a	0733				
Basildon (BSO) d	0606				0639							0724		0737			0745	
Pitsea (PSE) d	0610	0638			0643	0708a		0706		0738a	0723	0727		0741		0809a		
Benfleet (BEF) d	0613	0642			0646			0709			0726	0731		0744				
Leigh-on-Sea (LES) d	0618	0646			0651			0714			0731	0736		0749			0754a	
Chalkwell (CHW) d	0620	0649			0653			0716			0733	0739		0752				
Westcliff (WCF) d	0622	0651			0655			0718			0735	0741		0754				
Southend Central (SOC) a	0625	0655			0658			0721			0738	0743		0757				
Southend Central (SOC) d	0625				0658			0721			0738	0744		0757				
Southend East (SOE) d	0627				0700			0723			0740	0746		0759				
Thorpe Bay (TPB) d	0629				0703			0726			0743	0748		0802				
Shoeburyness (SRY) a	0633				0708			0730			0747	0752		0806				

London Underground also run frequent services between central London, West Ham, Barking and Upminster
 For the bus/ferry service between Tilbury Town, Tilbury Riverside and Gravesend Town Pier see table 001a

NOTES (see introductory pages for explanation of train operator codes and standard symbols)

- a Arrival time
- d Departure time
- c Arrives 4 minutes earlier
- MO Mondays only
- MX Not Mondays

London to Barking, Upminster, Basildon, Grays, Tilbury, Southend Central and Shoeburyness

Mondays to Fridays

Operator	Train ID	CC 1B10	CC 1N12	CC 1B14	CC 2R66	CC 2B60	CC 1R74	CC 1D12	CC 1B18	CC 1N62	CC 1F82	CC 2R70	CC 1F64	CC 1D14	CC 1B24	CC 2B66	CC 1F68	CC 2R74	CC 2D16
London Fenchurch Street (FST)	7 d	0720	0726	0729	0732	0735	0737	0740	0750	0753	0759	0802	0805	0811	0814	0820	0829	0832	0835
Limehouse (LHS)	DLR d	0725	0730	0733	0736	0739	0742	0744	0754	0757	0806	0809				0824		0836	0840
West Ham (WEH)	DLR d	0730	0735	0738	0741	0744	0747	0750	0759	0802	0808	0811	0814	0819	0824	0830	0838	0841	0845
London Liverpool Street (LST)	15 d																		
Stratford (SRA)	DLR 7 d																		
Barking (BKG)	DLR d	0736	0740	0743	0747	0749	0753		0804	0807	0813	0817	0819	0825	0829	0835	0845	0848	0852
Upminster (UPM)	DLR d	0744				0757		0802	0812		0821		0827	0834	0838	0843	0855		0902
Ockendon (OCK)	d							0810						0840					0910
Chafford Hundred Lakeside (CFH)	d							0813						0844					0914
Dagenham Dock (DDK)	d				0752							0822							0852
Rainham (RNM)	d				0756							0826							0856
Purfleet (PFL)	d				0801							0831							0902
Grays (GRY)	a				0806		0810	0819				0837		0848					0908
Grays (GRY)	d				0807			0819						0848					0918
Tilbury Town (TIL)	3 d				0810			0822						0851					0921
East Tilbury (ETL)	d				0816			0828						0857					DLR
Stanford-le-Hope (SFO)	d				0819			0831						0900					
West Horndon (WHR)	d					0802					0826					0848	0900		
Laindon (LAI)	d	0752	0755a	0800		0807			0820	0824a	0831		0835		0846	0852	0905		
Basildon (BSO)	d	0756		0803		0810			0823				0839		0850	0856			
Pitsea (PSE)	d	0759		0806	0827a	0814		0839a	0827		0838		0842	0908a		0859	0914		
Benfleet (BEF)	d	0803		0810		0817			0830		0841		0846		0856	0903	0917		
Leigh-on-Sea (LES)	d	0807		0814		0822			0835		0846		0850		0901	0907	0922		
Chalkwell (CHW)	d	0810		0817		0824			0837		0848		0853		0903	0910	0924		
Westcliff (WCF)	d	0812		0819		0826			0839		0850		0855		0905	0912	0926		
Southend Central (SOC)	a	0814		0821		0829			0842		0853		0858		0908	0915	0929		
Southend Central (SOC)	d	0815		0822		0829					0853				0908	0916	0929		
Southend East (SOE)	d	0817		0824		0831					0855				0910	0918	0931		
Thorpe Bay (TPB)	d	0819		0826		0834					0858				0913	0920	0934		
Shoeburyness (SRY)	a	0823		0830		0839					0902				0917	0924	0938		

Operator	Train ID	CC 2F30	CC 2R76	CC 2B70	CC 2D16	CC 2D18	CC 2R78	CC 2B72	CC 2D20	CC 2R80	CC 2B74	CC 2D22	CC 2R82	CC 2B76	CC 2D24	CC 2R84	CC 2B78	CC 2D26	CC 2R86
London Fenchurch Street (FST)	7 d	0847	0850	0900		0908	0922	0934	0941	0954	1004	1011	1024	1034	1041	1053	1104	1112	1124
Limehouse (LHS)	DLR d	0851	0854	0904		0913	0927	0939	0945	0958	1008	1015	1028	1038	1045	1057	1108	1116	1128
West Ham (WEH)	DLR d	0856	0859	0909		0918	0932	0944	0950	1003	1013	1020	1033	1043	1050	1102	1113	1121	1133
London Liverpool Street (LST)	15 d																		
Stratford (SRA)	DLR 7 d																		
Barking (BKG)	DLR d	0901	0908f	0914		0924	0938	0949	0955	1009	1018	1025	1039	1048	1055	1108	1118	1126	1139
Upminster (UPM)	DLR d	0909		0922		0932		0957	1003		1026	1033		1056	1103		1126		1134
Ockendon (OCK)	d					0939			1009			1039			1109				1140
Chafford Hundred Lakeside (CFH)	d					0943			1013			1043			1113				1144
Dagenham Dock (DDK)	d		0913				0942			1013			1044			1112			1143
Rainham (RNM)	d		0917				0946			1017			1047			1116			1147
Purfleet (PFL)	d		0922				0951			1022			1052			1121			1152
Grays (GRY)	a		0929			0947	0958		1017	1028		1047	1059		1117	1127		1148	1158
Grays (GRY)	d				DLR	0947			1017			1047			1117				1148
Tilbury Town (TIL)	3 d					0921	0950		1020			1050			1120				1151
East Tilbury (ETL)	d					0927	0956		1026			1056			1126				1157
Stanford-le-Hope (SFO)	d					0931	1000		1030			1100			1130				1201
West Horndon (WHR)	d	0914		0927				1002			1031			1101			1131		
Laindon (LAI)	d	0919		0932				1007			1036			1106			1136		
Basildon (BSO)	d	0922		0935				1010			1039			1109			1139		
Pitsea (PSE)	d	0926		0939	0942	1008		1014	1038		1043	1108		1113	1138		1143	1209	
Benfleet (BEF)	d	0929		0942	0946	1012		1017	1042		1046	1112		1116	1142		1146	1213	
Leigh-on-Sea (LES)	d	0934		0947	0950	1017		1022	1046		1051	1117		1121	1146		1151	1217	
Chalkwell (CHW)	d	0936		0949	0953	1019		1024	1049		1053	1119		1123	1149		1153	1220	
Westcliff (WCF)	d	0938		0951	0955	1021		1026	1051		1055	1121		1125	1151		1155	1222	
Southend Central (SOC)	a	0941		0954	0958	1025		1029	1054		1058	1125		1128	1154		1158	1225	
Southend Central (SOC)	d	0941		0954				1029			1058			1128			1158		
Southend East (SOE)	d	0943		0956				1031			1100			1130			1200		
Thorpe Bay (TPB)	d	0946		0959				1034			1103			1133			1203		
Shoeburyness (SRY)	a	0950		1003				1038			1107			1137			1207		

NOTES (see introductory pages for explanation of train operator codes and standard symbols)

- a Arrival time
- d Departure time
- f Arrives 3 minutes earlier

London to Barking, Upminster, Basildon, Grays, Tilbury, Southend Central and Shoeburyness

Mondays to Fridays

Operator	Train ID	CC 2B80	CC 2D28	CC 2R88	CC 2B82	CC 2D30	CC 2R90	CC 2B84	CC 2D32	CC 2R92	CC 2B86	CC 2D34	CC 2R94	CC 2B88	CC 2D36	CC 2R96	CC 2B90	CC 2D38	CC 2R98
London Fenchurch Street (FST)	7 d	1134	1139	1153	1204	1211	1223	1234	1241	1253	1304	1311	1323	1334	1341	1353	1404	1411	1423
Limehouse (LHS)	DLR d	1138	1143	1157	1208	1215	1227	1238	1245	1257	1308	1316	1327	1338	1345	1357	1408	1415	1427
West Ham (WEH)	DLR d	1143	1148	1202	1213	1220	1232	1243	1250	1302	1313	1321	1332	1343	1350	1402	1413	1420	1432
London Liverpool Street (LST)	15 d																		
Stratford (SRA)	DLR 7 d																		
Barking (BKG)	DLR d	1148	1153	1208	1218	1225	1238	1248	1255	1308	1318	1326	1338	1348	1355	1408	1418	1425	1438
Upminster (UPM)	DLR d	1156	1202		1226	1233		1256	1303		1326	1334		1356	1403		1426	1433	
Ockendon (OCK)	d		1207			1239			1309			1339			1409			1439	
Chafford Hundred Lakeside (CFH)	d		1211			1243			1313			1343			1413			1443	
Dagenham Dock (DDK)	d			1212			1242			1314			1344			1412			1442
Rainham (RNM)	d			1216			1246			1317			1347			1416			1446
Purfleet (PFL)	d			1221			1251			1322			1352			1421			1451
Grays (GRY)	a		1215	1227		1247	1257		1317	1328		1347	1359		1417	1428		1447	1457
Grays (GRY)	d		1217			1247			1317			1347			1417			1447	
Tilbury Town (TIL)	3 d		1220			1250			1320			1350			1420			1450	
East Tilbury (ETL)	d		1226			1256			1326			1356			1426			1456	
Stanford-le-Hope (SFO)	d		1230			1300			1330			1400			1430			1500	
West Horndon (WHR)	d	1201			1231			1301			1331			1401			1431		
Laindon (LAI)	d	1206			1236			1306			1336			1406			1436		
Basildon (BSO)	d	1209			1239			1309			1339			1409			1439		
Pitsea (PSE)	d	1213	1238		1243	1308		1313	1338		1343	1408		1413	1438		1443	1508	
Benfleet (BEF)	d	1216	1242		1246	1312		1316	1342		1346	1412		1416	1442		1446	1512	
Leigh-on-Sea (LES)	d	1221	1246		1251	1316		1321	1346		1351	1416		1421	1446		1451	1516	
Chalkwell (CHW)	d	1223	1249		1253	1319		1323	1349		1353	1419		1423	1449		1453	1519	
Westcliff (WCF)	d	1225	1251		1255	1321		1325	1351		1355	1421		1425	1451		1455	1521	
Southend Central (SOC)	a	1228	1254		1258	1324		1328	1354		1358	1424		1428	1454		1458	1524	
Southend Central (SOC)	d	1228			1258			1328			1358			1428			1458		
Southend East (SOE)	d	1230			1300			1330			1400			1430			1500		
Thorpe Bay (TPB)	d	1233			1303			1333			1403			1433			1503		
Shoeburyness (SRY)	a	1237			1307			1338			1407			1437			1507		

Operator	Train ID	CC 2B92	CC 2D40	CC 2R00	CC 2B94	CC 2D42	CC 1B60	CC 2D42	CC 2R02	CC 2B96	CC 2D44	CC 1B62	CC 2R04	CC 1B64	CC 2R06	CC 2B98	CC 2D46	CC 1B66	CC 2R08
London Fenchurch Street (FST)	7 d	1434	1441	1453	1504	1511	1519		1523	1534	1541	1548	1552	1600	1604	1607	1610	1616	1621
Limehouse (LHS)	DLR d	1438	1445	1457	1508	1515	1523		1527	1538	1545	1552	1556	1605	1609	1612	1615	1621	1626
West Ham (WEH)	DLR d	1443	1450	1502	1513	1520	1528		1532	1544	1550	1558	1602	1610	1614	1617	1621	1626	1631
London Liverpool Street (LST)	15 d																		
Stratford (SRA)	DLR 7 d																		
Barking (BKG)	DLR d	1448	1455	1508	1518	1525	1533		1538	1549	1556	1603	1608	1616	1620	1623	1626	1632	1638
Upminster (UPM)	DLR d	1456	1503		1526	1533	1541			1558	1604	1612		1624		1631	1635	1640	
Ockendon (OCK)	d		1509			1539					1610						1640		
Chafford Hundred Lakeside (CFH)	d		1513			1543					1614						1644		
Dagenham Dock (DDK)	d			1512					1542				1612		1625				1643
Rainham (RNM)	d			1516					1546				1616		1629				1647
Purfleet (PFL)	d			1521					1551				1621		1634				1652
Grays (GRY)	a		1517	1527		1547			1557		1619		1628		1642		1648		1658
Grays (GRY)	d		1517			1547		←			1619						1649		1659
Tilbury Town (TIL)	3 d		1520			1550		→			1622						1652		1702
East Tilbury (ETL)	d		1526			→					1628						1658		1708
Stanford-le-Hope (SFO)	d		1530					1600			1632						1701		1712
West Horndon (WHR)	d	1501			1531					1603						1636			1645
Laindon (LAI)	d	1506			1536		1549			1607		1620				1641			1650
Basildon (BSO)	d	1509			1539		1553			1610		1623		1634		1645			1654
Pitsea (PSE)	d	1513	1538		1543		1608			1614	1640a					1648	1711a	1657	1722a
Benfleet (BEF)	d	1516	1542		1546		1558	1612		1617		1629		1640		1652			
Leigh-on-Sea (LES)	d	1521	1546		1551		1603	1616		1622		1634		1645		1657			
Chalkwell (CHW)	d	1523	1549		1553		1605	1619		1624		1637		1647		1700		1705	
Westcliff (WCF)	d	1525	1551		1555		1609	1621		1627		1639		1649		1702		1707	
Southend Central (SOC)	a	1528	1554		1558		1612	1625		1629		1641		1652		1704		1710	
Southend Central (SOC)	d	1528			1558		1612			1630		1642		1652		1705		1710	
Southend East (SOE)	d	1530			1600		1614			1632		1644		1654		1707		1712	
Thorpe Bay (TPB)	d	1533			1603		1617			1634		1646		1657		1709		1715	
Shoeburyness (SRY)	a	1537			1607		1621			1638		1652		1703		1715		1720	

NOTES (see introductory pages for explanation of train operator codes and standard symbols)

- a Arrival time
- d Departure time

London to Barking, Upminster, Basildon, Grays, Tilbury, Southend Central and Shoeburyness

Mondays to Fridays

Operator	Train ID	CC 2D48	CC 1B68	CC 1B70	CC 2R10	CC 2B04	CC 2R12	CC 2D52	CC 1B98	CC 2R10	CC 2B06	CC 2R12	CC 2R14	CC 2D54	CC 1B80	CC 1F08	CC 2R16	CC 2D56	CC 1B84
London Fenchurch Street (FST)	7 d	1625	1628	1631	1636	1644	1650	1654	1657		1704		1707	1710	1716	1719	1722	1725	1730
Limehouse (LHS)	DLR d	1630	1633	1636	1641	1649	1655	1659	1702		1709		1712	1715	1721	1724	1727	1730	1735
West Ham (WEH)	DLR d	1635	1638	1641	1646	1654	1700	1704	1707		1714		1717	1720	1726	1729	1732	1735	1740
London Liverpool Street (LST)	15 d																		
Stratford (SRA)	DLR 7 d																		
Barking (BKG)	DLR d	1641	1644		1652	1700	1706	1710	1713		1720		1723	1726			1738	1741	
Upminster (UPM)	DLR d	1649	1653	1656		1708		1718	1722		1729			1734	1739	1744		1749	1754
Ockendon (OCK)	d	1657						1726						1740				1757	
Chafford Hundred Lakeside (CFH)	d	1701						1730						1744				1801	
Dagenham Dock (DDK)	d				1657		1711							1728				1743	
Rainham (RNM)	d				1701		1715							1732				1747	
Purfleet (PFL)	d				1707		1721							1738				1753	
Grays (GRY)	a	1708			1712		1726	1737					1743	1752				1758	1807
Grays (GRY)	d				1713		1727						1727	1744				1759	
Tilbury Town (TIL)	3 d				1716		1722					1722	1731	1748				1802	
East Tilbury (ETL)	d				1722						1722	1737	1754					1808	
Stanford-le-Hope (SFO)	d				1722						1726	1741	1758					1812	
West Horndon (WHR)	d			1701		1713					1734					1749			
Laindon (LAI)	d		1701	1706		1718			1730		1739				1747	1754			1803
Basildon (BSO)	d		1705	1710					1734		1743					1758			
Pitsea (PSE)	d				1713		1725			1741e	1746	1751a	1808a		1753	1801	1823a		1808
Benfleet (BEF)	d		1711	1717		1729			1740	1745	1750				1757	1805			1812
Leigh-on-Sea (LES)	d		1716	1721		1734			1747a	1750	1755				1802	1810			1817
Chalkwell (CHW)	d		1718	1724		1737				1753	1758				1805	1813			1820
Westcliff (WCF)	d		1720	1726		1739				1755	1800				1807	1815			1822
Southend Central (SOC)	a		1723	1728		1741				1757	1802				1810	1817			1824
Southend Central (SOC)	d		1723	1729		1742				1758	1803				1810	1818			1825
Southend East (SOE)	d		1725	1731		1744				1800	1805				1812	1820			1827
Thorpe Bay (TPB)	d		1728	1733		1746				1802	1807				1815	1822			1829
Shoeburyness (SRY)	a		1732	1739		1752				1808	1814				1820	1828			1836

Operator	Train ID	CC 2B10	CC 2R18	CC 1D58	CC 1B86	CC 1B88	CC 2R20	CC 1B90	CC 2B14	CC 1R22	CC 2D62	CC 1B96	CC 2B16	CC 2R24	CC 1F00	CC 2F00	CC 2R24	CC 2D66	CC 1F02	
London Fenchurch Street (FST)	7 d	1734	1737	1740	1743	1747	1752	1758	1804	1807	1810	1816	1819	1822	1830	1834			1840	1846
Limehouse (LHS)	DLR d	1739	1742	1745	1748	1752	1757	1803	1809	1812	1815	1821	1824	1827	1835	1839			1845	1851
West Ham (WEH)	DLR d	1744	1747	1750	1753	1757	1802	1808	1814		1820	1826	1829	1832	1840	1844			1850	1856
London Liverpool Street (LST)	15 d																			
Stratford (SRA)	DLR 7 d																			
Barking (BKG)	DLR d	1750	1753			1803	1808		1820	1822	1826		1835	1838		1850			1856	
Upminster (UPM)	DLR d	1759		1804		1811		1821	1829		1834		1844		1853	1858			1904	
Ockendon (OCK)	d			1810							1840								1910	
Chafford Hundred Lakeside (CFH)	d			1814							1844								1914	
Dagenham Dock (DDK)	d		1758				1813			1827				1843						
Rainham (RNM)	d		1802				1817			1831				1847						
Purfleet (PFL)	d		1808				1823			1837				1853						
Grays (GRY)	a		1813	1822			1828			1842	1850			1859						1918
Grays (GRY)	d		1814				1829			1843				1900					1918	
Tilbury Town (TIL)	3 d		1817				1832			1846				1903					1903	1921
East Tilbury (ETL)	d		1823				1838			1852				1909					1909	1918
Stanford-le-Hope (SFO)	d		1827				1843			1856				1913					1913	
West Horndon (WHR)	d	1804				1816			1834				1849			1903				
Laindon (LAI)	d	1809			1815	1821		1829	1839			1846	1854		1901	1908				1915
Basildon (BSO)	d	1812				1825			1843				1858		1905	1911				1919
Pitsea (PSE)	d	1816	1837a				1853a	1835	1846	1906a			1901			1915	1925c			
Benfleet (BEF)	d	1820			1824	1831		1839	1850			1854	1905		1911	1918	1929			1925
Leigh-on-Sea (LES)	d	1825			1829	1836		1844	1855			1859	1910		1916	1923	1933			1930
Chalkwell (CHW)	d	1827			1831	1838		1846	1858			1902	1913		1918	1925	1936			1932
Westcliff (WCF)	d	1829			1833	1840		1848	1900			1905	1915		1920	1927	1938			1934
Southend Central (SOC)	a	1832			1836	1844		1851	1902			1907	1917		1923	1930	1943			1937
Southend Central (SOC)	d	1832			1836			1851	1903			1908	1918		1923	1930				1937
Southend East (SOE)	d	1834			1838			1853	1905			1910	1920		1925	1932				1939
Thorpe Bay (TPB)	d	1837			1841			1856	1907			1912	1922		1928	1935				1942
Shoeburyness (SRY)	a	1843			1846			1902	1913			1919	1928		1934	1939				1948

NOTES (see introductory pages for explanation of train operator codes and standard symbols)

- a Arrival time
- d Departure time
- c Arrives 4 minutes earlier
- e Arrives 6 minutes earlier

London to Barking, Upminster, Basildon, Grays, Tilbury, Southend Central and Shoeburyness

Mondays to Fridays

Operator	Train ID	CC 2R28	CC 2B20	CC 2D66	CC 2F72	CC 2D68	CC 1F58	CC 2D68	CC 2R30	CC 2B24	CC 2D70	CC 1F12	CC 2D70	CC 2R32	CC 2B26	CC 2D72	CC 2R34	CC 2B28	CC 2D74
London Fenchurch Street (FST)	7 d	1851	1855		1907	1911	1919		1923	1935	1941	1949		1953	2005	2011	2023	2034	2041
Limehouse (LHS)	DLR d	1856	1900		1912	1915	1924		1927	1939	1945	1953		1957	2009	2015	2027	2038	2045
West Ham (WEH)	DLR d	1901	1905		1917	1921	1929		1932	1944	1950	1958		2002	2014	2020	2032	2043	2050
London Liverpool Street (LST)	15 d																		
Stratford (SRA)	DLR 7 d																		
Barking (BKG)	DLR d	1908	1911		1923	1926	1935		1938	1950	1955	2004		2008	2019	2025	2038	2048	2055
Upminster (UPM)	DLR d		1919		1931	1934	1943			1958	2003	2012			2027	2033		2056	2103
Ockendon (OCK)	d					1940					2009					2039			2109
Chafford Hundred Lakeside (CFH)	d					1944					2013					2043			2113
Dagenham Dock (DDK)	d	1913							1942					2013				2042	
Rainham (RNM)	d	1917							1946					2016				2046	
Purfleet (PFL)	d	1922							1951					2021				2051	
Grays (GRY)	a	1930				1948			1958		2017			2027		2048	2058		2117
Grays (GRY)	d			←		1948		←			2017		←			2048			2117
Tilbury Town (TIL)	3 d			1921		1951		1951			2020		2020			2051			2120
East Tilbury (ETL)	d			1927		1957		1957			2026		2026			2057			2126
Stanford-le-Hope (SFO)	d			1931		2001		2001			2030		2030			2101			2130
West Horndon (WHR)	d		1924		1936					2003					2032				2101
Laindon (LAI)	d		1929		1941		1952			2007		2020			2037				2106
Basildon (BSO)	d		1933		1945		1955			2011		2023			2040				2109
Pitsea (PSE)	d		1937	1940	1949		1959	2009		2014			2038		2044	2109			2113
Benfleet (BEF)	d		1941	1945	1953		2003	2013		2018		2029	2042		2047	2113			2116
Leigh-on-Sea (LES)	d		1945	1950	1958		2008	2017		2022		2033	2046		2052	2117			2121
Chalkwell (CHW)	d		1948	1952	2000		2010	2020		2025		2036	2049		2054	2120			2123
Westcliff (WCF)	d		1950	1954	2002		2012	2022		2027		2038	2051		2056	2122			2125
Southend Central (SOC)	a		1952	1958	2005		2015	2024		2029		2040	2054		2059	2125			2128
Southend Central (SOC)	d		1953		2005		2016	2025		2030		2041			2059				2128
Southend East (SOE)	d		1955		2007		2018	2027		2032		2043			2101				2130
Thorpe Bay (TPB)	d		1957		2010		2020	2029		2034		2045			2104				2133
Shoeburyness (SRY)	a		2003		2014		2024	2033		2039		2049			2108				2137









Operator	Train ID	CC 2R36	CC 2B30	CC 2D76	CC 2R38	CC 2B32	CC 2D78	CC 2R40	CC 2B34	CC 2D80	CC 2R42	CC 2B36	CC 2D82	CC 2R44	CC 2B40	CC 2D84	CC 2R46	CC 2B42	CC 2D86
London Fenchurch Street (FST)	7 d	2053	2104	2111	2123	2134	2141	2153	2204	2211	2222	2234	2241	2254	2304	2311	2324	2334	2341
Limehouse (LHS)	DLR d	2057	2108	2115	2127	2138	2145	2157	2208	2215	2226	2238	2245	2258	2308	2315	2328	2338	2345
West Ham (WEH)	DLR d	2102	2113	2120	2132	2143	2150	2202	2213	2220	2231	2243	2250	2303	2313	2320	2333	2343	2350
London Liverpool Street (LST)	15 d																		
Stratford (SRA)	DLR 7 d																		
Barking (BKG)	DLR d	2108	2118	2125	2138	2149	2155	2208	2218	2225	2237	2248	2255	2309	2318	2325	2339	2348	2355
Upminster (UPM)	DLR d		2126	2133		2157	2203	2226	2233	2256	2256	2303	2326	2333	2356	2366	2376	2386	0004
Ockendon (OCK)	d			2139		2209		2239		2309		2339		2409		2479			0009
Chafford Hundred Lakeside (CFH)	d			2143		2213		2243		2313		2343		2413		2483			0013
Dagenham Dock (DDK)	d	2112			2142		2212		2242		2312		2382		2452		2522		0012
Rainham (RNM)	d	2116			2146		2216		2246		2316		2386		2456		2526		0016
Purfleet (PFL)	d	2121			2151		2221		2251		2321		2391		2461		2531		0021
Grays (GRY)	a	2128		2147	2158		2217	2227		2247	2258		2317	2328		2347	2358		0017
Grays (GRY)	d			2147		2217		2247		2317		2347		2417		2487			0018
Tilbury Town (TIL)	3 d			2150		2220		2250		2320		2350		2420		2490			0021
East Tilbury (ETL)	d			2156		2226		2256		2326		2356		2426		2496			0027
Stanford-le-Hope (SFO)	d			2200		2230		2300		2330		2400		2470		2540			0030
West Horndon (WHR)	d		2131			2202		2231		2301		2371		2441		2511			0001
Laindon (LAI)	d		2136			2207		2236		2306		2376		2446		2516			0006
Basildon (BSO)	d		2139			2210		2239		2309		2379		2449		2519			0009
Pitsea (PSE)	d		2143	2208		2214	2238	2243	2308	2313	2338	2343	2368	2373	2398	2403	2428	2433	0008
Benfleet (BEF)	d		2146	2212		2218	2242	2246	2312	2316	2342	2346	2372	2376	2402	2406	2432	2436	0004
Leigh-on-Sea (LES)	d		2151	2216		2223	2246	2251	2316	2321	2346	2351	2376	2381	2406	2411	2436	2441	0007
Chalkwell (CHW)	d		2153	2219		2226	2249	2253	2319	2323	2349	2353	2379	2383	2409	2413	2439	2443	0009
Westcliff (WCF)	d		2155	2221		2228	2251	2255	2321	2325	2351	2355	2381	2385	2411	2415	2441	2445	0005
Southend Central (SOC)	a		2158	2224		2230	2254	2258	2323	2328	2353	2358	2383	2388	2413	2418	2443	2448	0005
Southend Central (SOC)	d		2158			2231		2258	2324	2328	2354		2381	2385	2411	2415	2441	2445	0005
Southend East (SOE)	d		2200			2233		2300	2326	2330	2356		2383	2387	2413	2417	2443	2447	0006
Thorpe Bay (TPB)	d		2203			2235		2303	2328	2333	2358		2385	2389	2415	2419	2445	2449	0008
Shoeburyness (SRY)	a		2207			2239		2307	2332	2337	2362		2389	2393	2419	2423	2449	2453	0102

NOTES (see introductory pages for explanation of train operator codes and standard symbols)

- a Arrival time
d Departure time

London to Barking, Upminster, Basildon, Grays, Tilbury, Southend Central and Shoeburyness

Mondays to Fridays

Operator Train ID Days of operation/Notes	CC	CC	CC	CC	CC
	2R48	2B44 TSM	2D88 TSM	2T50 TSM	2B48 TSM
London Fenchurch Street (FST)  7 d	2354	0004	0011	0024	0034
Limehouse (LHS)  d	2358	0008	0015	0028	0038
West Ham (WEH)  d	0003	0013	0020	0033	0043
London Liverpool Street (LST)  15 d					
Stratford (SRA)  7 d					
Barking (BKG)  d	0009	0018	0025	0039	0049
Upminster (UPM)  d		0026	0033		0057
Ockendon (OCK) d			0039		
Chafford Hundred Lakeside (CFH) d			0042		
Dagenham Dock (DDK) d	0013			0043	
Rainham (RNM) d	0017			0047	
Purfleet (PFL) d	0022			0052	
Grays (GRY) a	0028		0046	0058	
Grays (GRY) d			0046		
Tilbury Town (TIL)  d			0049		
East Tilbury (ETL) d			0055		
Stanford-le-Hope (SFO) d			0059		
West Horndon (WHR) d		0031			0102
Laindon (LAI) d		0036			0107
Basildon (BSO) d		0039			0110
Pitsea (PSE) d		0043	0107		0114
Benfleet (BEF) d		0046	0111		0117
Leigh-on-Sea (LES) d		0051	0115		0122
Chalkwell (CHW) d		0053	0118		0124
Westcliff (WCF) d		0055	0120		0126
Southend Central (SOC) a		0058	0122		0129
Southend Central (SOC) d		0058	0122		0129
Southend East (SOE) d		0100	0124		0131
Thorpe Bay (TPB) d		0103	0127		0134
Shoeburyness (SRY) a		0107	0131		0138

NOTES (see introductory pages for explanation of train operator codes and standard symbols)

a Arrival time
d Departure time

TSM Tuesday to Saturday mornings

London to Barking, Upminster, Basildon, Grays, Tilbury, Southend Central and Shoeburyness

Saturdays

Operator	Train ID	CC 2B40	CC 2D84	CC 2B42	CC 2D86	CC 2R48	CC 2B44	CC 2D88	CC 2T50	CC 2B48	CC 2D00	CC 2B00	CC 2D00	CC 2R00	CC 2D02	CC 2B02	CC 2D02	CC 2R02	CC 2D04
London Fenchurch Street (FST)	7 d						0004	0011	0024	0034		0500			0523	0530		0537	0553
Limehouse (LHS)	DLR d						0008	0015	0028	0038		0504			0527	0534		0541	0557
West Ham (WEH)	DLR d					0003	0013	0020	0033	0043		0509			0533	0539		0547	0603
London Liverpool Street (LST)	15 d																		
Stratford (SRA)	DLR 7 d																		
Barking (BKG)	DLR d					0009	0018	0025	0039	0049	0508	0514		0523	0538	0544		0553	0608
Upminster (UPM)	DLR d				0004		0026	0033		0057	0517	0523			0547	0553			0617
Ockendon (OCK)	d				0009			0039			0522				0552				0622
Chafford Hundred Lakeside (CFH)	d				0013			0042			0526				0556				0626
Dagenham Dock (DDK)	d					0013			0043					0527					0557
Rainham (RNM)	d					0017			0047					0531					0601
Purfleet (PFL)	d					0022			0052					0536					0606
Grays (GRY)	a				0017	0028		0046	0058		0530			0543	0600			0613	0630
Grays (GRY)	d				0018			0046			0530		←		0600		←		0630
Tilbury Town (TIL)	3 d				0021			0049			0533		0533	0603			0603		0633
East Tilbury (ETL)	d				0027			0055			→		0539		→		0609		0633
Stanford-le-Hope (SFO)	d				0030			0059					0543				0613		0633
West Horndon (WHR)	d				0001			0031			0102		0528				0558		
Laindon (LAI)	d				0006			0036			0107		0532				0602		
Basildon (BSO)	d				0009			0039			0110		0536				0606		
Pitsea (PSE)	d		0007	0013	0038		0043	0107		0114		0539	0552			0609	0622		
Benfleet (BEF)	d		0011	0016	0042		0046	0111		0117		0543	0556			0613	0626		
Leigh-on-Sea (LES)	d		0015	0021	0047		0051	0115		0122		0547	0600			0617	0630		
Chalkwell (CHW)	d		0018	0023	0049		0053	0118		0124		0550	0603			0620	0633		
Westcliff (WCF)	d		0020	0025	0051		0055	0120		0126		0552	0605			0622	0635		
Southend Central (SOC)	a		0022	0028	0054		0058	0122		0129		0554	0607			0624	0637		
Southend Central (SOC)	d		0023	0028	0054		0058	0122		0129		0555	0608			0625	0638		
Southend East (SOE)	d		0025	0030	0056		0100	0124		0131		0557	0610			0627	0640		
Thorpe Bay (TPB)	d	0003	0027	0033	0058		0103	0127		0134		0559	0612			0629	0642		
Shoeburyness (SRY)	a	0007	0031	0037	0102		0107	0131		0138		0605	0619			0635	0649		

Operator	Train ID	CC 2B04	CC 2D04	CC 2R04	CC 2D06	CC 2B06	CC 2D06	CC 2R06	CC 2D08	CC 2B08	CC 2D08	CC 2R08	CC 2D10	CC 2B10	CC 2D10	CC 2R10	CC 2D12	CC 2B12	CC 2D12
London Fenchurch Street (FST)	7 d	0600		0607	0623	0630		0637	0653	0700		0707	0723	0730		0737	0753	0800	
Limehouse (LHS)	DLR d	0604		0611	0627	0634		0641	0657	0704		0711	0727	0734		0741	0757	0804	
West Ham (WEH)	DLR d	0609		0617	0633	0639		0647	0703	0709		0717	0733	0739		0747	0803	0809	
London Liverpool Street (LST)	15 d																		
Stratford (SRA)	DLR 7 d																		
Barking (BKG)	DLR d	0614		0623	0638	0644		0653	0708	0714		0723	0738	0744		0753	0808	0814	
Upminster (UPM)	DLR d	0623			0647	0653			0717	0723			0747	0753			0817	0823	
Ockendon (OCK)	d				0652				0722				0752				0822		
Chafford Hundred Lakeside (CFH)	d				0656				0726				0756				0826		
Dagenham Dock (DDK)	d			0627				0657				0727				0757			
Rainham (RNM)	d			0631				0701				0731				0801			
Purfleet (PFL)	d			0636				0706				0736				0806			
Grays (GRY)	a			0643	0700			0713	0730			0743	0800			0813	0830		
Grays (GRY)	d		←		0700		←		0730		←		0800		←		0830		←
Tilbury Town (TIL)	3 d		0633		0703		0703		0733		0733		0803		0803		0833		0833
East Tilbury (ETL)	d		0639		→		0709		→		0739		→		0809		→		0839
Stanford-le-Hope (SFO)	d		0643		→		0713		→		0743		→		0813		→		0843
West Horndon (WHR)	d	0628			0658				0728				0758						0828
Laindon (LAI)	d	0632			0702				0732				0802						0832
Basildon (BSO)	d	0636			0706				0736				0806						0836
Pitsea (PSE)	d	0639	0652		0709	0722			0739	0752			0809	0822					0839
Benfleet (BEF)	d	0643	0656		0713	0726			0743	0756			0813	0826					0843
Leigh-on-Sea (LES)	d	0647	0700		0717	0730			0747	0800			0817	0830					0847
Chalkwell (CHW)	d	0650	0703		0720	0733			0750	0803			0820	0833					0850
Westcliff (WCF)	d	0652	0705		0722	0735			0752	0805			0822	0835					0852
Southend Central (SOC)	a	0654	0707		0724	0737			0754	0807			0824	0837					0854
Southend Central (SOC)	d	0655	0708		0725	0738			0755	0808			0825	0838					0855
Southend East (SOE)	d	0657	0710		0727	0740			0757	0810			0827	0840					0857
Thorpe Bay (TPB)	d	0659	0712		0729	0742			0759	0812			0829	0842					0859
Shoeburyness (SRY)	a	0705	0719		0735	0749			0805	0819			0835	0849					0905

NOTES (see introductory pages for explanation of train operator codes and standard symbols)

- a Arrival time
d Departure time

London to Barking, Upminster, Basildon, Grays, Tilbury, Southend Central and Shoeburyness

Saturdays

Operator	Train ID	CC 2R12	CC 2D14	CC 2B14	CC 2D14	CC 2R14	CC 9B00	CC 2D16	CC 2B16	CC 2D16	CC 2R16	CC 9B02	CC 2D18	CC 2B18	CC 2D18	CC 2R18	CC 9B04	CC 2D20	CC 2B20
London Fenchurch Street (FST)	7 d	0807	0823	0830		0837		0853	0900		0907		0923	0930		0937		0953	1000
Limehouse (LHS)	DLR d	0811	0827	0834		0841		0857	0904		0911		0927	0934		0941		0957	1004
West Ham (WEH)	DLR d	0817	0833	0839		0847		0903	0909		0917		0933	0939		0947		1003	1009
London Liverpool Street (LST)	15 d						0845					0915					0945		
Stratford (SRA)	DLR 7 d						0852					0922					0952		
Barking (BKG)	DLR d	0823	0838	0844		0853	0903	0908	0914		0923	0933	0938	0944		0953	1003	1008	1014
Upminster (UPM)	DLR d		0847	0853			0913	0917	0923			0943	0947	0953			1013	1017	1023
Ockendon (OCK)	d		0852					0922					0952					1022	
Chafford Hundred Lakeside (CFH)	d		0856					0926					0956					1026	
Dagenham Dock (DDK)	d	0827				0857					0927					0959			
Rainham (RNM)	d	0831				0901					0931					1002			
Purfleet (PFL)	d	0836				0906					0936					1007			
Grays (GRY)	a	0843	0900			0913		0930			0943		1000			1015		1030	
Grays (GRY)	d		0900		←			0930		←			1000		←			1030	
Tilbury Town (TIL)	3 d		0903		0903			0933		0933			1003		1003			1033	
East Tilbury (ETL)	d		←		0909			←		0939			←		1009			←	
Stanford-le-Hope (SFO)	d				0913					0943					1013				
West Horndon (WHR)	d			0858					0928					0958					1028
Laindon (LAI)	d			0902			0921		0932			0951		1002			1021		1032
Basildon (BSO)	d			0906			0924		0936			0954		1006			1024		1036
Pitsea (PSE)	d			0909	0922				0939	0952				1009	1022				1039
Benfleet (BEF)	d			0913	0926		0930		0943	0956		1000		1013	1026		1030		1043
Leigh-on-Sea (LES)	d			0917	0930		0934		0947	1000		1004		1017	1030		1034		1047
Chalkwell (CHW)	d			0920	0933		0937		0950	1003		1007		1020	1033		1037		1050
Westcliff (WCF)	d			0922	0935		0939		0952	1005		1009		1022	1035		1039		1052
Southend Central (SOC)	a			0924	0937		0941		0954	1007		1011		1024	1037		1041		1054
Southend Central (SOC)	d			0925	0938		0942		0955	1008		1012		1025	1038		1042		1055
Southend East (SOE)	d			0927	0940		0944		0957	1010		1014		1027	1040		1044		1057
Thorpe Bay (TPB)	d			0929	0942		0946		0959	1012		1016		1029	1042		1046		1059
Shoeburyness (SRY)	a			0935	0949		0952		1005	1019		1022		1035	1049		1052		1105

Operator	Train ID	CC 2D20	CC 2R20	CC 9B06	CC 2D22	CC 2B22	CC 2D22	CC 2R22	CC 9B08	CC 2D24	CC 2B24	CC 2D24	CC 2R24	CC 9B10	CC 2D26	CC 2B26	CC 2D26	CC 2R26	CC 9B12
London Fenchurch Street (FST)	7 d		1007		1023	1030		1037		1053	1100		1107		1123	1130		1137	
Limehouse (LHS)	DLR d		1011		1027	1034		1041		1057	1104		1111		1127	1134		1141	
West Ham (WEH)	DLR d		1017		1033	1039		1047		1103	1109		1117		1133	1139		1147	
London Liverpool Street (LST)	15 d			1015					1045					1115					1145
Stratford (SRA)	DLR 7 d			1022					1052					1122					1152
Barking (BKG)	DLR d		1023	1033	1038	1044		1053	1103	1108	1114		1123	1133	1138	1144		1153	1204
Upminster (UPM)	DLR d			1043	1047	1053			1113	1117	1123			1143	1147	1153			1214
Ockendon (OCK)	d				1052					1122					1152				
Chafford Hundred Lakeside (CFH)	d				1056					1126					1156				
Dagenham Dock (DDK)	d		1027					1057						1127					1157
Rainham (RNM)	d		1031					1101						1131					1201
Purfleet (PFL)	d		1036					1106						1136					1206
Grays (GRY)	a		1043		1100			1113		1130			1143		1200				1213
Grays (GRY)	d	←			1100		←			1130		←			1200		←		
Tilbury Town (TIL)	3 d	1033			1103		1103			1133		1133			1203			1203	
East Tilbury (ETL)	d	1039			←		1109			←		1139			←			1209	
Stanford-le-Hope (SFO)	d	1043					1113					1143						1213	
West Horndon (WHR)	d					1058					1128					1158			
Laindon (LAI)	d			1051		1102			1121		1132			1151		1202			1222
Basildon (BSO)	d			1054		1106			1124		1136			1154		1206			1225
Pitsea (PSE)	d	1052				1109	1122				1139	1152				1209	1222		
Benfleet (BEF)	d	1056		1100		1113	1126		1130		1143	1156		1200		1213	1226		1231
Leigh-on-Sea (LES)	d	1100		1104		1117	1130		1134		1147	1200		1204		1217	1230		1235
Chalkwell (CHW)	d	1103		1107		1120	1133		1137		1150	1203		1207		1220	1233		1238
Westcliff (WCF)	d	1105		1109		1122	1135		1139		1152	1205		1209		1222	1235		1240
Southend Central (SOC)	a	1107		1111		1124	1137		1141		1154	1207		1211		1224	1237		1242
Southend Central (SOC)	d	1108		1112		1125	1138		1142		1155	1208		1212		1225	1238		1243
Southend East (SOE)	d	1110		1114		1127	1140		1144		1157	1210		1214		1227	1240		1245
Thorpe Bay (TPB)	d	1112		1116		1129	1142		1146		1159	1212		1216		1229	1242		1247
Shoeburyness (SRY)	a	1119		1122		1135	1149		1152		1205	1219		1222		1235	1249		1253

NOTES (see introductory pages for explanation of train operator codes and standard symbols)

- a Arrival time
- d Departure time

London to Barking, Upminster, Basildon, Grays, Tilbury, Southend Central and Shoeburyness

Saturdays

Operator	Train ID	CC 2D28	CC 2B28	CC 2D28	CC 2R28	CC 9B14	CC 2D30	CC 2B30	CC 2D30	CC 2R30	CC 9B16	CC 2D32	CC 2B32	CC 2D32	CC 2R32	CC 9B18	CC 2D34	CC 2B34	CC 2D34
London Fenchurch Street (FST)	7 d	1153	1200		1207		1223	1230		1237		1253	1300		1307		1323	1330	
Limehouse (LHS)	d	1157	1204		1211		1227	1234		1241		1257	1304		1311		1327	1334	
West Ham (WEH)	d	1203	1209		1217		1233	1239		1247		1303	1309		1317		1333	1339	
London Liverpool Street (LST)	15 d					1215					1245					1315			
Stratford (SRA)	7 d					1222					1252					1322			
Barking (BKG)	d	1208	1214		1223		1238	1244		1253	1303	1308	1314		1323	1333	1338	1344	
Upminster (UPM)	d	1217	1223			1243	1247	1253			1313	1317	1323			1343	1347	1353	
Ockendon (OCK)	d						1252					1322					1352		
Chafford Hundred Lakeside (CFH)	d	1226					1256					1326					1356		
Dagenham Dock (DDK)	d				1227					1257					1329				
Rainham (RNM)	d				1231					1301					1332				
Purfleet (PFL)	d				1236					1306					1337				
Grays (GRY)	a	1230			1243		1300			1313		1330			1345		1400		
Grays (GRY)	d	1230					1300					1330					1400		
Tilbury Town (TIL)	8 d	1233		1233			1303		1303			1333		1333			1403		1403
East Tilbury (ETL)	d			1239					1309					1339					1409
Stanford-le-Hope (SFO)	d			1243					1313					1343					1413
West Horndon (WHR)	d		1228					1258					1328						1358
Laindon (LAI)	d		1232			1251		1302			1321		1332			1351		1402	
Basildon (BSO)	d		1236			1254		1306			1324		1336			1354		1406	
Pitsea (PSE)	d		1239	1252				1309	1322				1339	1352				1409	1422
Benfleet (BEF)	d		1243	1256		1300		1313	1326		1330		1343	1356		1400		1413	1426
Leigh-on-Sea (LES)	d		1247	1300		1304		1317	1330		1334		1347	1400		1404		1417	1430
Chalkwell (CHW)	d		1250	1303		1307		1320	1333		1337		1350	1403		1407		1420	1433
Westcliff (WCF)	d		1252	1305		1309		1322	1335		1339		1352	1405		1409		1422	1435
Southend Central (SOC)	a		1254	1307		1311		1324	1337		1341		1354	1407		1411		1424	1437
Southend Central (SOC)	d		1255	1308		1312		1325	1338		1342		1355	1408		1412		1425	1438
Southend East (SOE)	d		1257	1310		1314		1327	1340		1344		1357	1410		1414		1427	1440
Thorpe Bay (TPB)	d		1259	1312		1316		1329	1342		1346		1359	1412		1416		1429	1442
Shoeburyness (SRY)	a		1305	1319		1322		1335	1349		1352		1405	1419		1422		1435	1449

Operator	Train ID	CC 2R34	CC 9B20	CC 2D36	CC 2B36	CC 2D36	CC 2R36	CC 9B22	CC 2D38	CC 2B38	CC 2D38	CC 2R38	CC 9B24	CC 2D40	CC 2B40	CC 2D40	CC 2R40	CC 9B26	CC 2D42
London Fenchurch Street (FST)	7 d	1337		1353	1400		1407		1423	1430		1437		1453	1500		1507		1523
Limehouse (LHS)	d	1341		1357	1404		1411		1427	1434		1441		1457	1504		1511		1527
West Ham (WEH)	d	1347		1403	1409		1417		1433	1439		1447		1503	1509		1517		1533
London Liverpool Street (LST)	15 d		1345					1415					1445						1515
Stratford (SRA)	7 d		1352					1422					1452						1522
Barking (BKG)	d	1353	1403	1408	1414		1423	1433	1438	1444		1453	1503	1508	1514		1523	1533	1538
Upminster (UPM)	d		1413	1417	1423			1443	1447	1453			1513	1517	1523			1543	1547
Ockendon (OCK)	d			1422					1452					1522					1552
Chafford Hundred Lakeside (CFH)	d			1426					1456					1526					1556
Dagenham Dock (DDK)	d	1357					1427					1457							1527
Rainham (RNM)	d	1401					1431					1501							1531
Purfleet (PFL)	d	1406					1436					1506							1536
Grays (GRY)	a	1413		1430			1443		1500			1513		1530			1543		1600
Grays (GRY)	d			1430					1500				1530						1600
Tilbury Town (TIL)	8 d			1433					1503				1533			1533			1603
East Tilbury (ETL)	d					1439						1509				1539			1603
Stanford-le-Hope (SFO)	d					1443						1513				1543			1603
West Horndon (WHR)	d			1428						1458					1528				1600
Laindon (LAI)	d		1421	1432			1451			1502			1521		1532			1551	
Basildon (BSO)	d		1424	1436			1454			1506			1524		1536			1554	
Pitsea (PSE)	d			1439	1452					1509	1522				1539	1552			
Benfleet (BEF)	d		1430	1443	1456		1500			1513	1526		1530		1543	1556		1600	
Leigh-on-Sea (LES)	d		1434	1447	1500		1504			1517	1530		1534		1547	1600		1604	
Chalkwell (CHW)	d		1437	1450	1503		1507			1520	1533		1537		1550	1603		1607	
Westcliff (WCF)	d		1439	1452	1505		1509			1522	1535		1539		1552	1605		1609	
Southend Central (SOC)	a		1441	1454	1507		1511			1524	1537		1541		1554	1607		1611	
Southend Central (SOC)	d		1442	1455	1508		1512			1525	1538		1542		1555	1608		1612	
Southend East (SOE)	d		1444	1457	1510		1514			1527	1540		1544		1557	1610		1614	
Thorpe Bay (TPB)	d		1446	1459	1512		1516			1529	1542		1546		1559	1612		1616	
Shoeburyness (SRY)	a		1452	1505	1519		1522			1535	1549		1552		1605	1619		1622	

NOTES (see introductory pages for explanation of train operator codes and standard symbols)

- a Arrival time
d Departure time

London to Barking, Upminster, Basildon, Grays, Tilbury, Southend Central and Shoeburyness

Saturdays

Operator	Train ID	CC 2B42	CC 2D42	CC 2R42	CC 9B28	CC 2D44	CC 2B44	CC 2D44	CC 2R44	CC 9B30	CC 2D46	CC 2B46	CC 2D46	CC 2R46	CC 9B32	CC 2D48	CC 2B48	CC 2D48	CC 2R48
London Fenchurch Street (FST)	7 d	1530		1537		1553	1600		1607		1623	1630		1637		1653	1700		1707
Limehouse (LHS)	DLR d	1534		1541		1557	1604		1611		1627	1634		1641		1657	1704		1711
West Ham (WEH)	DLR d	1539		1547		1603	1609		1617		1633	1639		1647		1703	1709		1717
London Liverpool Street (LST)	15 d				1545					1615					1645				
Stratford (SRA)	DLR 7 d				1552					1622					1652				
Barking (BKG)	DLR d	1544		1553	1603	1608	1614		1623	1633	1638	1644		1653	1703	1708	1714		1723
Upminster (UPM)	DLR d	1553			1613	1617	1623			1643	1647	1653			1713	1717	1723		
Ockendon (OCK)	d					1622					1652					1722			
Chafford Hundred Lakeside (CFH)	d					1626					1656					1726			
Dagenham Dock (DDK)	d			1557					1627					1657					1727
Rainham (RNM)	d			1601					1631					1701					1731
Purfleet (PFL)	d			1606					1636					1706					1736
Grays (GRY)	a			1613		1630			1643		1700			1713		1730			1743
Grays (GRY)	d		←			1630		←			1700		←			1730		←	
Tilbury Town (TIL)	3 d		1603			1633		1633			1703		1703			1733		1733	
East Tilbury (ETL)	d		1609			1639		1639			1709		1709			1739		1739	
Stanford-le-Hope (SFO)	d		1613			1643		1643			1713		1713			1743		1743	
West Horndon (WHR)	d	1558					1628					1658					1728		
Laindon (LAI)	d	1602			1621		1632			1651		1702			1721		1732		
Basildon (BSO)	d	1606			1624		1636			1654		1706			1724		1736		
Pitsea (PSE)	d	1609	1622				1639	1652				1709	1722				1739	1752	
Benfleet (BEF)	d	1613	1626		1630		1643	1656		1700		1713	1726		1730		1743	1756	
Leigh-on-Sea (LES)	d	1617	1630		1634		1647	1700		1704		1717	1730		1734		1747	1800	
Chalkwell (CHW)	d	1620	1633		1637		1650	1703		1707		1720	1733		1737		1750	1803	
Westcliff (WCF)	d	1622	1635		1639		1652	1705		1709		1722	1735		1739		1752	1805	
Southend Central (SOC)	a	1624	1637		1641		1654	1707		1711		1724	1737		1741		1754	1807	
Southend Central (SOC)	d	1625	1638		1642		1655	1708		1712		1725	1738		1742		1755	1808	
Southend East (SOE)	d	1627	1640		1644		1657	1710		1714		1727	1740		1744		1757	1810	
Thorpe Bay (TPB)	d	1629	1642		1646		1659	1712		1716		1729	1742		1746		1759	1812	
Shoeburyness (SRY)	a	1635	1649		1652		1705	1719		1722		1735	1749		1752		1805	1819	

Operator	Train ID	CC 9B34	CC 2D50	CC 2B50	CC 2D50	CC 2R50	CC 9B36	CC 2D52	CC 2B52	CC 2D52	CC 2R52	CC 9B38	CC 2D54	CC 2B54	CC 2D54	CC 2R54	CC 9B40	CC 2D56	CC 2B56
London Fenchurch Street (FST)	7 d		1723	1730		1737		1753	1800		1807		1823	1830		1837		1853	1900
Limehouse (LHS)	DLR d		1727	1734		1741		1757	1804		1811		1827	1834		1841		1857	1904
West Ham (WEH)	DLR d		1733	1739		1747		1803	1809		1817		1833	1839		1847		1903	1909
London Liverpool Street (LST)	15 d	1715					1745					1815					1845		
Stratford (SRA)	DLR 7 d	1722					1752					1822					1852		
Barking (BKG)	DLR d	1733	1738	1744		1753	1803	1808	1814		1823	1833	1838	1844		1853	1903	1908	1914
Upminster (UPM)	DLR d	1743	1747	1753			1813	1817	1823			1843	1847	1853			1913	1917	1923
Ockendon (OCK)	d			1752				1822					1852					1922	
Chafford Hundred Lakeside (CFH)	d			1756				1826					1856					1926	
Dagenham Dock (DDK)	d					1757					1827						1857		
Rainham (RNM)	d					1801					1831						1901		
Purfleet (PFL)	d					1806					1836						1906		
Grays (GRY)	a		1800			1813		1830			1843		1900			1913		1930	
Grays (GRY)	d		1800		←			1830		←			1900		←			1930	
Tilbury Town (TIL)	3 d		1803		←			1833		←			1903		←			1933	
East Tilbury (ETL)	d		←		←			1839		←			1909		←			1939	
Stanford-le-Hope (SFO)	d				1813					1843					1913				
West Horndon (WHR)	d			1758					1828					1858					1928
Laindon (LAI)	d	1751		1802			1821		1832			1851		1902			1921		1932
Basildon (BSO)	d	1754		1806			1824		1836			1854		1906			1924		1936
Pitsea (PSE)	d			1809	1822				1839	1852				1909	1922				1939
Benfleet (BEF)	d	1800		1813	1826		1830		1843	1856		1900		1913	1926		1930		1943
Leigh-on-Sea (LES)	d	1804		1817	1830		1834		1847	1900		1904		1917	1930		1934		1947
Chalkwell (CHW)	d	1807		1820	1833		1837		1850	1903		1907		1920	1933		1937		1950
Westcliff (WCF)	d	1809		1822	1835		1839		1852	1905		1909		1922	1935		1939		1952
Southend Central (SOC)	a	1811		1824	1837		1841		1854	1907		1911		1924	1937		1941		1954
Southend Central (SOC)	d	1812		1825	1838		1842		1855	1908		1912		1925	1938		1942		1955
Southend East (SOE)	d	1814		1827	1840		1844		1857	1910		1914		1927	1940		1944		1957
Thorpe Bay (TPB)	d	1816		1829	1842		1846		1859	1912		1916		1929	1942		1946		1959
Shoeburyness (SRY)	a	1822		1835	1849		1852		1905	1919		1922		1935	1949		1952		2005

NOTES (see introductory pages for explanation of train operator codes and standard symbols)

- a Arrival time
d Departure time

London to Barking, Upminster, Basildon, Grays, Tilbury, Southend Central and Shoeburyness

Saturdays

Operator	Train ID	CC 2D56	CC 2R56	CC 9B42	CC 2D58	CC 2B58	CC 2D58	CC 2R58	CC 9B44	CC 2D60	CC 2B60	CC 2D60	CC 2R60	CC 9B46	CC 2D62	CC 2B62	CC 2D62	CC 2R62	CC 9B48
London Fenchurch Street (FST)	7 d		1907		1923	1930		1937		1953	2000		2007		2023	2030		2037	
Limehouse (LHS)	DLR d		1911		1927	1934		1941		1957	2004		2011		2027	2034		2041	
West Ham (WEH)	DLR d		1917		1933	1939		1947		2003	2009		2017		2033	2039		2047	
London Liverpool Street (LST)	15 d			1915					1945					2015					2045
Stratford (SRA)	DLR 7 d			1922				1952						2022					2052
Barking (BKG)	DLR d		1923	1933	1938	1944		1953	2003	2008	2014		2023	2033	2038	2044		2053	2103
Upminster (UPM)	DLR d			1943	1947	1953			2013	2017	2023			2043	2047	2053			2113
Ockendon (OCK)	d				1952					2022					2052				
Chafford Hundred Lakeside (CFH)	d				1956					2026					2056				
Dagenham Dock (DDK)	d		1927					1957					2027						2057
Rainham (RNM)	d		1931					2001					2031						2101
Purfleet (PFL)	d		1936					2006					2036						2106
Grays (GRY)	a		1943		2000			2013		2030			2043		2100				2113
Grays (GRY)	d	←			2000		←			2030		←			2100		←		
Tilbury Town (TIL)	8 d	1933			2003		2003			2033		2033			2103			2103	
East Tilbury (ETL)	d	1939			←		2009		←	2039		←			←			2109	
Stanford-le-Hope (SFO)	d	1943					2013					2043						2113	
West Horndon (WHR)	d					1958					2028								2058
Laindon (LAI)	d			1951		2002			2021		2032			2051		2102			2121
Basildon (BSO)	d			1954		2006			2024		2036			2054		2106			2124
Pitsea (PSE)	d	1952				2009	2022				2039	2052				2109	2122		
Benfleet (BEF)	d	1956		2000		2013	2026		2030		2043	2056		2100		2113	2126		2130
Leigh-on-Sea (LES)	d	2000		2004		2017	2030		2034		2047	2100		2104		2117	2130		2134
Chalkwell (CHW)	d	2003		2007		2020	2033		2037		2050	2103		2107		2120	2133		2137
Westcliff (WCF)	d	2005		2009		2022	2035		2039		2052	2105		2109		2122	2135		2139
Southend Central (SOC)	a	2007		2011		2024	2037		2041		2054	2107		2111		2124	2137		2141
Southend Central (SOC)	d	2008		2012		2025	2038		2042		2055	2108		2112		2125	2138		2142
Southend East (SOE)	d	2010		2014		2027	2040		2044		2057	2110		2114		2127	2140		2144
Thorpe Bay (TPB)	d	2012		2016		2029	2042		2046		2059	2112		2116		2129	2142		2146
Shoeburyness (SRY)	a	2019		2022		2035	2049		2052		2105	2119		2122		2135	2149		2152

Operator	Train ID	CC 2D64	CC 2B64	CC 2D64	CC 2R64	CC 9B50	CC 2D66	CC 2B66	CC 2D66	CC 2R66	CC 9B52	CC 2D68	CC 2B68	CC 2D68	CC 2R68	CC 9B54	CC 2D70	CC 2B70	CC 2D70
London Fenchurch Street (FST)	7 d	2053	2100		2107		2123	2130		2137		2153	2200		2207		2223	2230	
Limehouse (LHS)	DLR d	2057	2104		2111		2127	2134		2141		2157	2204		2211		2227	2234	
West Ham (WEH)	DLR d	2103	2109		2117		2133	2139		2147		2203	2209		2217		2233	2239	
London Liverpool Street (LST)	15 d					2115					2145					2211			
Stratford (SRA)	DLR 7 d					2122					2152					2218			
Barking (BKG)	DLR d	2108	2114		2123	2133	2138	2144		2153	2203	2208	2214		2223	2232	2238	2244	
Upminster (UPM)	DLR d	2117	2123			2143	2147	2153			2213	2217	2223		2242	2247	2253		
Ockendon (OCK)	d	2122					2152					2222					2252		
Chafford Hundred Lakeside (CFH)	d	2126					2156					2226					2256		
Dagenham Dock (DDK)	d				2129					2157					2227				
Rainham (RNM)	d				2132					2201					2231				
Purfleet (PFL)	d				2137					2206					2236				
Grays (GRY)	a	2130			2145		2200			2213		2230			2243		2300		
Grays (GRY)	d	2130		←		2200		←			2230		←				2300		←
Tilbury Town (TIL)	8 d	2133		2133		2203		2203			2233		2233				2303		2303
East Tilbury (ETL)	d	←		2139		←				2209		←			2239		←		2309
Stanford-le-Hope (SFO)	d			2143						2213				2243					2313
West Horndon (WHR)	d		2128				2158						2228						2258
Laindon (LAI)	d		2132			2151		2202			2221		2232			2250			2302
Basildon (BSO)	d		2136			2154		2206			2224		2236			2254			2306
Pitsea (PSE)	d		2139	2152				2209	2222				2239	2252					2309
Benfleet (BEF)	d		2143	2156		2200		2213	2226		2230		2243	2256		2300			2313
Leigh-on-Sea (LES)	d		2147	2200		2204		2217	2230		2234		2247	2300		2304			2317
Chalkwell (CHW)	d		2150	2203		2207		2220	2233		2237		2250	2303		2307			2320
Westcliff (WCF)	d		2152	2205		2209		2222	2235		2239		2252	2305		2309			2322
Southend Central (SOC)	a		2154	2207		2211		2224	2237		2241		2254	2307		2311			2324
Southend Central (SOC)	d		2155	2208		2212		2225	2238		2242		2255	2308		2312			2325
Southend East (SOE)	d		2157	2210		2214		2227	2240		2244		2257	2310		2314			2327
Thorpe Bay (TPB)	d		2159	2212		2216		2229	2242		2246		2259	2312		2316			2329
Shoeburyness (SRY)	a		2205	2219		2222		2235	2249		2252		2305	2318		2322			2335

NOTES (see introductory pages for explanation of train operator codes and standard symbols)

- a Arrival time
- d Departure time

London to Barking, Upminster, Basildon, Grays, Tilbury, Southend Central and Shoeburyness

Saturdays

Operator Train ID Days of operation/Notes	CC 2R70	CC 9B56	CC 2D72	CC 2B72	CC 2D72	CC 2R72	CC 9B58	CC 2R72	CC 2D74	CC 2B74	CC 2D74	CC 2D76	CC 9B60	CC 2D76	CC 2R74	CC 2B76 SUM	CC 2R74	CC 2D78 SUM
London Fenchurch Street (FST) 7 d	2237		2253	2300		2307			2323	2330		2344			2359	0005		0015
Limehouse (LHS) DLR d	2241		2257	2304		2311			2327	2334		2348			0003	0009		0019
West Ham (WEH) DLR d	2247		2303	2309		2317			2333	2339		2353			0009	0014		0025
London Liverpool Street (LST) 15 d		2241					2311						2348					
Stratford (SRA) DLR 7 d		2248					2318						2355					
Barking (BKG) DLR d	2253	2302c	2308	2314		2323	2332		2338	2344		2358	0007		0015	0020		0030
Upminster (UPM) DLR d		2312	2317	2323			2341		2347	2353		0007	0016			0028		0039
Ockendon (OCK) d			2322						2352			0012						0044
Chafford Hundred Lakeside (CFH) d			2326						2356			0016						0048
Dagenham Dock (DDK) d	2257					2327									0019			
Rainham (RNM) d	2301					2331									0023			
Purfleet (PFL) d	2306					2336									0028			
Grays (GRY) a	2313		2330			2341			0001			0020			0033			0052
Grays (GRY) d			2330		←	2342		←	0002		←	0020		←	0034		←	0052
Tilbury Town (TIL) 3 d			2333		2333	2345		2345	0005		0005	0023		0023	0037		0037	0055
East Tilbury (ETL) d			←		2339	←		2351	←		0011	←		0029	←		0043	0101
Stanford-le-Hope (SFO) d					2343			2354			0014			0033			0046	0105
West Horndon (WHR) d				2328			2346			2358			0021			0033		
Laindon (LAI) d		2320		2332			2351			0001			0026			0038		
Basildon (BSO) d		2324		2336			2354			0006			0029			0041		
Pitsea (PSE) d				2339	2351		2358	0003		0009	0022		0033	0041		0045	0055	0113
Benfleet (BEF) d		2330		2343	2355		0001	0007		0013	0026		0036	0045		0048	0059	0117
Leigh-on-Sea (LES) d		2334		2347	2359		0006	0011		0017	0031		0041	0049		0053	0103	0121
Chalkwell (CHW) d		2337		2350	0002		0008	0014		0020	0033		0043	0052		0055	0106	0124
Westcliff (WCF) d		2339		2352	0004		0010	0016		0022	0035		0045	0054		0057	0108	0126
Southend Central (SOC) a		2341		2354	0006		0013	0018		0024	0038		0048	0056		0100	0110	0128
Southend Central (SOC) d		2342		2355	0006		0013	0019		0025	0038		0048	0056		0100	0111	0128
Southend East (SOE) d		2344		2357	0008		0015	0021		0027	0040		0050	0058		0102	0113	0130
Thorpe Bay (TPB) d		2346		2359	0011		0018	0023		0029	0042		0052	0101		0105	0115	0133
Shoeburyness (SRY) a		2352		0005	0017		0024	0029		0035	0048		0058	0107		0111	0121	0139

Operator Train ID Days of operation/Notes	CC 2B78 SUM
London Fenchurch Street (FST) 7 d	0041
Limehouse (LHS) DLR d	0045
West Ham (WEH) DLR d	0050
London Liverpool Street (LST) 15 d	
Stratford (SRA) DLR 7 d	
Barking (BKG) DLR d	0056
Upminster (UPM) DLR d	0104
Ockendon (OCK) d	
Chafford Hundred Lakeside (CFH) d	
Dagenham Dock (DDK) d	
Rainham (RNM) d	
Purfleet (PFL) d	
Grays (GRY) a	
Grays (GRY) d	
Tilbury Town (TIL) 3 d	
East Tilbury (ETL) d	
Stanford-le-Hope (SFO) d	
West Horndon (WHR) d	0109
Laindon (LAI) d	0114
Basildon (BSO) d	0117
Pitsea (PSE) d	0121
Benfleet (BEF) d	0124
Leigh-on-Sea (LES) d	0129
Chalkwell (CHW) d	0131
Westcliff (WCF) d	0133
Southend Central (SOC) a	0136
Southend Central (SOC) d	0136
Southend East (SOE) d	0138
Thorpe Bay (TPB) d	0141
Shoeburyness (SRY) a	0147

NOTES (see introductory pages for explanation of train operator codes and standard symbols)

- a Arrival time
- d Departure time
- c Arrives 3 minutes earlier

SUM Sunday mornings

London to Barking, Upminster, Basildon, Grays, Tilbury, Southend Central and Shoeburyness

Sundays

Operator	Train ID	CC 2D72	CC 9B58	CC 2R72	CC 2B74	CC 2D74	CC 2D76	CC 9B60	CC 2D76	CC 2R74	CC 2B76	CC 2R74	CC 2D78	CC 2B78	CC 2B00	CC 2D00	CC 2B02	CC 2D02	CC 2R00	
London Fenchurch Street (FST)	7 d										0005		0015	0041	0638		0718	0723	0735	
Limehouse (LHS)	DLR d										0003	0009		0019	0045	0642		0722	0727	0739
West Ham (WEH)	DLR d										0009	0014		0025	0050	0647		0727	0732	0744
London Liverpool Street (LST)	15 d																			
Stratford (SRA)	DLR 7 d																			
Barking (BKG)	DLR d							0007	0016		0015	0020		0030	0056	0653	0658	0733	0738	0750
Upminster (UPM)	DLR d						0007	0016			0028		0039	0104	0702		0707	0742	0746	
Ockendon (OCK)	d						0012						0044				0712		0752	
Chafford Hundred Lakeside (CFH)	d						0016						0048				0716		0756	
Dagenham Dock (DDK)	d									0019										0755
Rainham (RNM)	d									0023										0758
Purfleet (PFL)	d									0028										0803
Grays (GRY)	a						0020			0033			0052			0720		0800	0811	
Grays (GRY)	d					0002	0020		DLR	0034		DLR	0052				0721		0800	
Tilbury Town (TIL)	3 d					0005	0023		0023	0037		0037	0055				0724		0803	
East Tilbury (ETL)	d					0011	DLR		0029	DLR		0043	0101				0730		0809	
Stanford-le-Hope (SFO)	d					0014			0033			0046	0105				0733		0813	
West Horndon (WHR)	d							0021			0033			0109	0707		0747			
Laindon (LAI)	d				0001			0026			0038			0114	0712		0752			
Basildon (BSO)	d				0006			0029			0041			0117	0715		0755			
Pitsea (PSE)	d			0003	0009	0022		0033	0041		0045	0055	0113	0121	0719	0741	0759	0821		
Benfleet (BEF)	d		0001	0007	0013	0026		0036	0045		0048	0059	0117	0124	0722	0745	0802	0825		
Leigh-on-Sea (LES)	d		0006	0011	0017	0031		0041	0049		0053	0103	0121	0129	0727	0750	0807	0830		
Chalkwell (CHW)	d	0002	0008	0014	0020	0033		0043	0052		0055	0106	0124	0131	0729	0752	0809	0832		
Westcliff (WCF)	d	0004	0010	0016	0022	0035		0045	0054		0057	0108	0126	0133	0731	0754	0811	0834		
Southend Central (SOC)	a	0006	0013	0018	0024	0038		0048	0056		0100	0110	0128	0136	0734	0757	0814	0837		
Southend Central (SOC)	d	0006	0013	0019	0025	0038		0048	0056		0100	0111	0128	0136	0734	0757	0814	0837		
Southend East (SOE)	d	0008	0015	0021	0027	0040		0050	0058		0102	0113	0130	0138	0736	0759	0816	0839		
Thorpe Bay (TPB)	d	0011	0018	0023	0029	0042		0052	0101		0105	0115	0133	0141	0739	0802	0819	0842		
Shoeburyness (SRY)	a	0017	0024	0029	0035	0048		0058	0107		0111	0121	0139	0147	0745	0808	0825	0848		

Operator	Train ID	CC 2B04	CC 2D04	CC 2R02	CC 2B06	CC 2D06	CC 2R04	CC 2B08	CC 2D08	CC 2R06	CC 2B10	CC 2D10	CC 2R08	CC 9B00	CC 2D12	CC 2R10	CC 9B02	CC 2D14	CC 2R12
London Fenchurch Street (FST)	7 d	0748	0753	0805	0818	0823	0835	0848	0853	0905	0918	0923	0935		0953	1005		1023	1035
Limehouse (LHS)	DLR d	0752	0757	0809	0822	0827	0839	0852	0857	0909	0922	0927	0939		0957	1009		1027	1039
West Ham (WEH)	DLR d	0757	0802	0814	0827	0832	0844	0857	0902	0914	0927	0932	0944		1002	1014		1032	1044
London Liverpool Street (LST)	15 d													0945			1015		
Stratford (SRA)	DLR 7 d													0952			1022		
Barking (BKG)	DLR d	0803	0808	0820	0833	0838	0850	0903	0908	0920	0933	0938	0950	1003	1008	1020	1033	1038	1050
Upminster (UPM)	DLR d	0812	0816		0842	0846		0912	0916		0942		0946	1012	1016		1042	1046	
Ockendon (OCK)	d		0822			0852			0922				0952		1022			1052	
Chafford Hundred Lakeside (CFH)	d		0826			0856			0926				0956		1026			1056	
Dagenham Dock (DDK)	d			0825			0855			0925			0955			1025			1055
Rainham (RNM)	d			0828			0858			0928			0958			1028			1058
Purfleet (PFL)	d			0833			0903			0933			1003			1033			1103
Grays (GRY)	a		0830	0841		0900	0911		0930	0941		1000	1011		1030	1041		1100	1111
Grays (GRY)	d		0830			0900			0930			1000			1030			1100	
Tilbury Town (TIL)	3 d		0833			0903			0933			1003			1033			1103	
East Tilbury (ETL)	d		0839			0909			0939			1009			1039			1109	
Stanford-le-Hope (SFO)	d		0843			0913			0943			1013			1043			1113	
West Horndon (WHR)	d	0817			0847			0917			0947			1017			1047		
Laindon (LAI)	d	0822			0852			0922			0952			1022			1052		
Basildon (BSO)	d	0825			0855			0925			0955			1026			1056		
Pitsea (PSE)	d	0829	0851		0859	0921		0929	0951		0959	1021		1029	1051		1059	1121	
Benfleet (BEF)	d	0832	0855		0902	0925		0932	0955		1002	1025		1033	1055		1103	1125	
Leigh-on-Sea (LES)	d	0837	0900		0907	0930		0937	1000		1007	1030		1037	1100		1107	1130	
Chalkwell (CHW)	d	0839	0902		0909	0932		0939	1002		1009	1032		1040	1102		1110	1132	
Westcliff (WCF)	d	0841	0904		0911	0934		0941	1004		1011	1034		1042	1104		1112	1134	
Southend Central (SOC)	a	0844	0907		0914	0937		0944	1007		1014	1037		1044	1107		1114	1137	
Southend Central (SOC)	d	0844	0907		0914	0937		0944	1007		1014	1037		1045	1107		1115	1137	
Southend East (SOE)	d	0846	0909		0916	0939		0946	1009		1016	1039		1047	1109		1117	1139	
Thorpe Bay (TPB)	d	0849	0912		0919	0942		0949	1012		1019	1042		1049	1112		1119	1142	
Shoeburyness (SRY)	a	0855	0918		0925	0948		0955	1018		1025	1048		1055	1118		1125	1148	

NOTES (see introductory pages for explanation of train operator codes and standard symbols)

a Arrival time
d Departure time

London to Barking, Upminster, Basildon, Grays, Tilbury, Southend Central and Shoeburyness

Sundays

Operator	Train ID	CC 9B04	CC 2D16	CC 2R14	CC 9B06	CC 2D18	CC 2R16	CC 9B08	CC 2D20	CC 2R18	CC 9B10	CC 2D22	CC 2R20	CC 9B12	CC 2D24	CC 2R22	CC 9B14	CC 2D26	CC 2R24
London Fenchurch Street (FST)	7 d		1053	1105		1123	1135		1153	1205		1223	1235		1253	1305		1323	1335
Limehouse (LHS)	DLR d		1057	1109		1127	1139		1157	1209		1227	1239		1257	1309		1327	1339
West Ham (WEH)	DLR d		1102	1114		1132	1144		1202	1214		1232	1244		1302	1314		1332	1344
London Liverpool Street (LST)	15 d	1045			1115			1145			1215			1245			1315		
Stratford (SRA)	DLR 7 d	1052			1122			1152			1222			1252			1322		
Barking (BKG)	DLR d	1103	1108	1120	1133	1138	1150	1203	1208	1220	1233	1238	1250	1303	1308	1320	1333	1338	1350
Upminster (UPM)	DLR d	1112	1116		1142	1146		1212	1216		1242	1246		1312	1316		1342	1346	
Ockendon (OCK)	d		1122			1152			1222			1252			1322			1352	
Chafford Hundred Lakeside (CFH)	d		1126			1156			1226			1256			1326			1356	
Dagenham Dock (DDK)	d			1125			1155			1225			1255			1325			1355
Rainham (RNM)	d			1128			1158			1228			1258			1328			1358
Purfleet (PFL)	d			1133			1203			1233			1303			1333			1403
Grays (GRY)	a		1130	1141		1200	1211		1230	1241		1300	1311		1330	1341		1400	1411
Grays (GRY)	d		1130			1200			1230			1300			1330			1400	
Tilbury Town (TIL)	3 d		1133			1203			1233			1303			1333			1403	
East Tilbury (ETL)	d		1139			1209			1239			1309			1339			1409	
Stanford-le-Hope (SFO)	d		1143			1213			1243			1313			1343			1413	
West Horndon (WHR)	d	1117			1147			1217			1247			1317			1347		
Laindon (LAI)	d	1122			1152			1222			1252			1322			1352		
Basildon (BSO)	d	1126			1156			1226			1256			1326			1356		
Pitsea (PSE)	d	1129	1151		1159	1221		1229	1251		1259	1321		1329	1351		1359	1421	
Benfleet (BEF)	d	1133	1155		1203	1225		1233	1255		1303	1325		1333	1355		1403	1425	
Leigh-on-Sea (LES)	d	1137	1200		1207	1230		1237	1300		1307	1330		1337	1400		1407	1430	
Chalkwell (CHW)	d	1140	1202		1210	1232		1240	1302		1310	1332		1340	1402		1410	1432	
Westcliff (WCF)	d	1142	1204		1212	1234		1242	1304		1312	1334		1342	1404		1412	1434	
Southend Central (SOC)	a	1144	1207		1214	1237		1244	1307		1314	1337		1344	1407		1414	1437	
Southend Central (SOC)	d	1145	1207		1215	1237		1245	1307		1315	1337		1345	1407		1415	1437	
Southend East (SOE)	d	1147	1209		1217	1239		1247	1309		1317	1339		1347	1409		1417	1439	
Thorpe Bay (TPB)	d	1149	1212		1219	1242		1249	1312		1319	1342		1349	1412		1419	1442	
Shoeburyness (SRY)	a	1155	1218		1225	1248		1255	1318		1325	1348		1355	1418		1425	1448	

Operator	Train ID	CC 9B16	CC 2D28	CC 2R26	CC 9B18	CC 2D30	CC 2R28	CC 9B20	CC 2D32	CC 2R30	CC 9B22	CC 2D34	CC 2R32	CC 9B24	CC 2D36	CC 2R34	CC 9B26	CC 2D38	CC 2R36
London Fenchurch Street (FST)	7 d		1353	1405		1423	1435		1453	1505		1523	1535		1553	1605		1623	1635
Limehouse (LHS)	DLR d		1357	1409		1427	1439		1457	1509		1527	1539		1557	1609		1627	1639
West Ham (WEH)	DLR d		1402	1414		1432	1444		1502	1514		1532	1544		1602	1614		1632	1644
London Liverpool Street (LST)	15 d	1345			1415			1445			1515			1545			1615		
Stratford (SRA)	DLR 7 d	1352			1422			1452			1522			1552			1622		
Barking (BKG)	DLR d	1403	1408	1420	1433	1438	1450	1503	1508	1520	1533	1538	1551	1603	1608	1620	1633	1638	1650
Upminster (UPM)	DLR d	1412	1416		1442	1446		1512	1516		1542	1546		1612	1616		1642	1646	
Ockendon (OCK)	d		1422			1452			1522			1552			1622			1652	
Chafford Hundred Lakeside (CFH)	d		1426			1456			1526			1556			1626			1656	
Dagenham Dock (DDK)	d			1425			1455			1525			1555			1625			1655
Rainham (RNM)	d			1428			1458			1528			1558			1628			1658
Purfleet (PFL)	d			1433			1503			1533			1603			1633			1703
Grays (GRY)	a		1430	1441		1500	1511		1530	1541		1600	1611		1630	1641		1700	1711
Grays (GRY)	d		1430			1500			1530			1600			1630			1700	
Tilbury Town (TIL)	3 d		1433			1503			1533			1603			1633			1703	
East Tilbury (ETL)	d		1439			1509			1539			1609			1639			1709	
Stanford-le-Hope (SFO)	d		1443			1513			1543			1613			1643			1713	
West Horndon (WHR)	d	1417			1447			1517			1547			1617			1647		
Laindon (LAI)	d	1422			1452			1522			1552			1622			1652		
Basildon (BSO)	d	1426			1456			1526			1556			1626			1656		
Pitsea (PSE)	d	1429	1451		1459	1521		1529	1551		1559	1621		1629	1651		1659	1721	
Benfleet (BEF)	d	1433	1455		1503	1525		1533	1555		1603	1625		1633	1655		1703	1725	
Leigh-on-Sea (LES)	d	1437	1500		1507	1530		1537	1600		1607	1630		1637	1700		1707	1730	
Chalkwell (CHW)	d	1440	1502		1510	1532		1540	1602		1610	1632		1640	1702		1710	1732	
Westcliff (WCF)	d	1442	1504		1512	1534		1542	1604		1612	1634		1642	1704		1712	1734	
Southend Central (SOC)	a	1444	1507		1514	1537		1544	1607		1614	1637		1644	1707		1714	1737	
Southend Central (SOC)	d	1445	1507		1515	1537		1545	1607		1615	1637		1645	1707		1715	1737	
Southend East (SOE)	d	1447	1509		1517	1539		1547	1609		1617	1639		1647	1709		1717	1739	
Thorpe Bay (TPB)	d	1449	1512		1519	1542		1549	1612		1619	1642		1649	1712		1719	1742	
Shoeburyness (SRY)	a	1455	1518		1525	1548		1555	1618		1625	1648		1655	1718		1725	1748	

NOTES (see introductory pages for explanation of train operator codes and standard symbols)

a Arrival time
d Departure time

London to Barking, Upminster, Basildon, Grays, Tilbury, Southend Central and Shoeburyness

Sundays

Operator	Train ID	CC 9B28	CC 2D40	CC 2R38	CC 9B30	CC 2D42	CC 2R40	CC 9B32	CC 2D44	CC 2R42	CC 9B34	CC 2D46	CC 2R44	CC 9B36	CC 2D48	CC 2R46	CC 9B38	CC 2D50	CC 2R48
London Fenchurch Street (FST)	7 d		1653	1705		1723	1735		1753	1805		1823	1835		1853	1905		1923	1935
Limehouse (LHS)	DLR d		1657	1709		1727	1739		1757	1809		1827	1839		1857	1909		1927	1939
West Ham (WEH)	DLR d		1702	1714		1732	1744		1802	1814		1832	1844		1902	1914		1932	1944
London Liverpool Street (LST)	15 d	1645			1715			1745			1815			1845			1915		
Stratford (SRA)	DLR 7 d	1652			1722			1752			1822			1852			1922		
Barking (BKG)	d	1703	1708	1720	1733	1738	1750	1803	1808	1820	1833	1838	1850	1903	1908	1920	1933	1938	1950
Upminster (UPM)	d	1712	1716		1742	1746		1812	1816		1842	1846		1912	1916		1942	1946	
Ockendon (OCK)	d		1722			1752			1822			1852			1922			1952	
Chafford Hundred Lakeside (CFH)	d		1726			1756			1826			1856			1926			1956	
Dagenham Dock (DDK)	d			1725			1755			1825			1855			1925			1955
Rainham (RNM)	d			1728			1758			1828			1858			1928			1958
Purfleet (PFL)	d			1733			1803			1833			1903			1933			2003
Grays (GRY)	a		1730	1741		1800	1811		1830	1841		1900	1911		1930	1941		2000	2011
Grays (GRY)	d		1730			1800			1830			1900			1930			2000	
Tilbury Town (TIL)	3 d		1733			1803			1833			1903			1933			2003	
East Tilbury (ETL)	d		1739			1809			1839			1909			1939			2009	
Stanford-le-Hope (SFO)	d		1743			1813			1843			1913			1943			2013	
West Horndon (WHR)	d	1717			1747			1817			1847			1917			1947		
Laindon (LAI)	d	1722			1752			1822			1852			1922			1952		
Basildon (BSO)	d	1726			1756			1826			1856			1926			1956		
Pitsea (PSE)	d	1729	1751		1759	1821		1829	1851		1859	1921		1929	1951		1959	2021	
Benfleet (BEF)	d	1733	1755		1803	1825		1833	1855		1903	1925		1933	1955		2003	2025	
Leigh-on-Sea (LES)	d	1737	1800		1807	1830		1837	1900		1907	1930		1937	2000		2007	2030	
Chalkwell (CHW)	d	1740	1802		1810	1832		1840	1902		1910	1932		1940	2002		2010	2032	
Westcliff (WCF)	d	1742	1804		1812	1834		1842	1904		1912	1934		1942	2004		2012	2034	
Southend Central (SOC)	a	1744	1807		1814	1837		1844	1907		1914	1937		1944	2007		2014	2037	
Southend Central (SOC)	d	1745	1807		1815	1837		1845	1907		1915	1937		1945	2007		2015	2037	
Southend East (SOE)	d	1747	1809		1817	1839		1847	1909		1917	1939		1947	2009		2017	2039	
Thorpe Bay (TPB)	d	1749	1812		1819	1842		1849	1912		1919	1942		1949	2012		2019	2042	
Shoeburyness (SRY)	a	1755	1818		1825	1848		1855	1918		1925	1948		1955	2018		2025	2048	










Operator	Train ID	CC 9B40	CC 2D52	CC 2R50	CC 9B42	CC 2D54	CC 2R52	CC 9B44	CC 2D56	CC 2R54	CC 9B46	CC 2D58	CC 2R56	CC 9B48	CC 2D60	CC 9B50	CC 2D62	CC 9B52	CC 2D64
London Fenchurch Street (FST)	7 d		1953	2005		2023	2035		2053	2105		2123	2138		2153		2223		2311
Limehouse (LHS)	DLR d		1957	2009		2027	2039		2057	2109		2127	2142		2157		2227		2315
West Ham (WEH)	DLR d		2002	2014		2032	2044		2102	2114		2132	2147		2202		2232		2320
London Liverpool Street (LST)	15 d	1945			2015			2045			2115			2145			2215		2245
Stratford (SRA)	DLR 7 d	1952			2022			2052			2122			2152			2222		2252
Barking (BKG)	d	2003	2008	2020	2033	2038	2050	2103	2108	2120	2133	2138	2153	2203	2208	2233	2238	2303	2326
Upminster (UPM)	d	2012	2016		2042	2046		2112	2116		2142	2146		2212	2216	2242	2246	2312	2334
Ockendon (OCK)	d		2022			2052			2122			2152			2222		2252		2340
Chafford Hundred Lakeside (CFH)	d		2026			2056			2126			2156			2226		2256		2344
Dagenham Dock (DDK)	d			2025			2055			2125			2158						
Rainham (RNM)	d			2028			2058			2128			2201						
Purfleet (PFL)	d			2033			2103			2133			2206						
Grays (GRY)	a		2030	2041		2100	2111		2130	2141		2200	2214		2230		2300		2348
Grays (GRY)	d		2030			2100			2130			2200			2230		2300		2348
Tilbury Town (TIL)	3 d		2033			2103			2133			2203			2233		2303		2351
East Tilbury (ETL)	d		2039			2109			2139			2209			2239		2309		→
Stanford-le-Hope (SFO)	d		2043			2113			2143			2213			2243		2313		
West Horndon (WHR)	d	2017			2047			2117			2147			2217			2247		2317
Laindon (LAI)	d	2022			2052			2122			2152			2222			2252		2322
Basildon (BSO)	d	2026			2056			2126			2156			2226			2256		2326
Pitsea (PSE)	d	2029	2051		2059	2121		2129	2151		2159	2221		2229	2251	2259	2321		2329
Benfleet (BEF)	d	2033	2055		2103	2125		2133	2155		2203	2225		2233	2255	2303	2325		2333
Leigh-on-Sea (LES)	d	2037	2100		2107	2130		2137	2200		2207	2230		2237	2300	2307	2330		2337
Chalkwell (CHW)	d	2040	2102		2110	2132		2140	2202		2210	2232		2240	2302	2310	2332		2340
Westcliff (WCF)	d	2042	2104		2112	2134		2142	2204		2212	2234		2242	2304	2312	2334		2342
Southend Central (SOC)	a	2044	2107		2114	2137		2144	2207		2214	2237		2244	2307	2314	2337		2344
Southend Central (SOC)	d	2045	2107		2115	2137		2145	2207		2215	2237		2245	2307	2315	2337		2345
Southend East (SOE)	d	2047	2109		2117	2139		2147	2209		2217	2239		2247	2309	2317	2339		2347
Thorpe Bay (TPB)	d	2049	2112		2119	2142		2149	2212		2219	2242		2249	2312	2319	2342		2349
Shoeburyness (SRY)	a	2055	2118		2125	2148		2155	2218		2225	2248		2255	2318	2325	2348		2355

NOTES (see introductory pages for explanation of train operator codes and standard symbols)

- a Arrival time
d Departure time

London to Barking, Upminster, Basildon, Grays, Tilbury, Southend Central and Shoeburyness

Sundays

Operator	CC	CC	CC	CC
Train ID	9B54	2D64	2B16	2B18
Days of operation/Notes				MM
London Fenchurch Street (FST)  7 d			2341	0011
Limehouse (LHS)  d			2345	0015
West Ham (WEH)  d			2350	0020
London Liverpool Street (LST)  15 d	2315			
Stratford (SRA)  7 d	2322			
Barking (BKG)  d	2333		2356	0026
Upminster (UPM)  d	2342		0005	0034
Ockendon (OCK) d				
Chafford Hundred Lakeside (CFH) d				
Dagenham Dock (DDK) d				
Rainham (RNM) d				
Purfleet (PFL) d				
Grays (GRY) a				
Grays (GRY) d				
Tilbury Town (TIL)  3 d		2351		
East Tilbury (ETL) d		2357		
Stanford-le-Hope (SFO) d		0001		
West Horndon (WHR) d	2347		0010	0039
Laindon (LAI) d	2352		0015	0044
Basildon (BSO) d	2356		0018	0047
Pitsea (PSE) d	2359	0009	0022	0051
Benfleet (BEF) d	0003	0013	0025	0054
Leigh-on-Sea (LES) d	0007	0017	0030	0059
Chalkwell (CHW) d	0010	0020	0032	0101
Westcliff (WCF) d	0012	0022	0034	0103
Southend Central (SOC) a	0014	0024	0037	0106
Southend Central (SOC) d	0015	0025	0037	0106
Southend East (SOE) d	0017	0027	0039	0108
Thorpe Bay (TPB) d	0019	0029	0042	0111
Shoeburyness (SRY) a	0025	0035	0048	0117

NOTES (see introductory pages for explanation of train operator codes and standard symbols)

- a Arrival time
- d Departure time
- MM Monday mornings

Shoeburyness, Southend Central, Tilbury, Grays and Basildon to Upminster, Barking and London

Mondays to Fridays

Operator	CC	CC	CC	CC	CC	CC	CC	CC	CC	CC	CC	CC	CC	CC	CC	CC	CC	CC	
Train ID	2T51	2D89	2F05	2D01	2B51	2D01	2R51	2D03	2R53	2B53	2D05	2B55	2D05	2R55	2R57	2B57	2R59	1B01	
Days of operation/Notes	MX	MX	MX																
Shoeburyness (SRY)	d				0415					0459		0513				0520	0528	0534	
Thorpe Bay (TPB)	d			0406	0418			0435		0503	0508	0517				0524	0532	0538	0542
Southend East (SOE)	d			0408	0421			0437		0505	0510	0519				0526	0534	0540	0544
Southend Central (SOC)	a			0411	0423			0440		0508	0513	0522				0529	0537	0543	0547
Southend Central (SOC)	d			0411	0424			0440		0508	0513	0522				0529	0537	0543	0547
Westcliff (WCF)	d			0414	0426			0442		0510	0515	0524				0531	0539	0545	0549
Chalkwell (CHW)	d			0416	0428			0444		0513	0517	0527				0534	0542	0548	0552
Leigh-on-Sea (LES)	d			0419	0431			0447		0515	0520	0530				0536	0544	0550	0554
Benfleet (BEF)	d			0423	0436			0451		0520	0524	0535				0541	0549	0555	0559
Pitsea (PSE)	d			0428	0440			0456		0523	0529	0538				0546	0552	0602f	
Basildon (BSO)	d				0443					0527		0542					0556		
Laindon (LAI)	d				0446					0531		0546					0600		0606
West Horndon (WHR)	d		0003		0451		←			0535		0550		←		0604			
Stanford-le-Hope (SFO)	d			0434		0434		0502				0535		0535		0552		0608	
East Tilbury (ETL)	d			←		0437		0506			←		0538		0556		0612		
Tilbury Town (TIL)	3 d					0443		0512					0544		0602		0618		
Grays (GRY)	a					0446		0515					0547		0605		←		
Grays (GRY)	d					0446	0454	0515	0524				0547	0554	0606				
Purfleet (PFL)	d						0500		0530					0600	←				
Rainham (RNM)	d						0505		0535					0605					
Dagenham Dock (DDK)	d						0509		0539					0609					
Chafford Hundred Lakeside (CFH)	d					0450		0519					0551						
Ockendon (OCK)	d					0454		0523					0555						
Upminster (UPM)	↔		0001	0008	0456	0500	0530		0541			0556	0602			0610		0615	
Barking (BKG)	↔	0002	0009	0016	0505	0508	0515	0538	0545	0549		0604	0610	0615		0618			
Stratford (SRA)	↔ DLR 7 a																		
London Liverpool Street (LST)	↔ 15 a																		
West Ham (WEH)	↔ DLR 7 a	0008	0014	0021	0510	0513	0520	0543	0550	0555		0610	0616	0620		0623		0627	
Limehouse (LHS)	DLR d	0013	0019	0026	0515	0518	0525	0548	0555	0600		0615	0621	0625		0628		0633	
London Fenchurch Street (FST)	7 a	0017	0024	0032	0520	0523	0530	0553	0600	0604		0619	0625	0630		0633		0637	

Operator	CC	CC	CC	CC	CC	CC	CC	CC	CC	CC	CC	CC	CC	CC	CC	CC	CC	CC	
Train ID	2R57	1F59	2D07	2R59	2R61	1F61	2D11	1B03	1D09	2R61	1F63	1B05	2D11	2R63	2R65	1B23	2N03	2D13	
Shoeburyness (SRY)	d	0543				0557		0607			0611					0626			
Thorpe Bay (TPB)	d	0547			0555	0601		0611			0615					0630			
Southend East (SOE)	d	0549			0557	0603		0613			0617					0632			
Southend Central (SOC)	a	0552			0600	0606					0620					0635			
Southend Central (SOC)	d	0552			0600	0606	0611				0620					0635			
Westcliff (WCF)	d	0554			0602	0608	0613				0622					0637			
Chalkwell (CHW)	d	0556			0605	0611	0616				0625					0640			
Leigh-on-Sea (LES)	d	0559			0607	0614	0618	0622			0628	0635				0643			
Benfleet (BEF)	d	0604			0612	0619	0623	0627			0633	0640				0648			
Pitsea (PSE)	d	0607			0618	0623	0628	0631			0637				0647	0652			
Basildon (BSO)	d	0611				0627		0635			0641	0646				0656			
Laindon (LAI)	d	0615				0630		0639			0644	0649				0659	0703		
West Horndon (WHR)	d	0619				0635					0654	0654	←			0708			
Stanford-le-Hope (SFO)	d				0624		0634						0634		0653				
East Tilbury (ETL)	d			←	0628		←		←				0637		←				
Tilbury Town (TIL)	3 d				0618	0634				0634			0643						
Grays (GRY)	a	←			0621	←				0637			0646						
Grays (GRY)	d	0606		0615	0622				0631	0638			0647	0651					0701
Purfleet (PFL)	d	0612			0628					0644				0657					
Rainham (RNM)	d	0618			0633					0649				0703					
Dagenham Dock (DDK)	d	0621			0637					0653				0707					
Chafford Hundred Lakeside (CFH)	d			0619					0635				0651						0706
Ockendon (OCK)	d			0624					0640				0656						0711
Upminster (UPM)	↔		0625	0631		0640			0649		0654	0659	0703			0709	0713	0718	
Barking (BKG)	↔	0627		0639	0643			0654		0659	0703	0708	0711	0713			0722	0726	
Stratford (SRA)	↔ DLR 7 a																		
London Liverpool Street (LST)	↔ 15 a																		
West Ham (WEH)	↔ DLR d	0633	0638	0644	0649		0653	0659	0702	0705	0709	0713	0717	0720		0723	0728	0732	
Limehouse (LHS)	DLR d	0639	0643	0649	0654		0659	0705	0708	0711	0714	0719	0722	0725		0728	0733	0737	
London Fenchurch Street (FST)	7 a	0644	0648	0654	0700		0705	0711	0714	0717	0721	0725	0729	0732		0735	0740	0744	

NOTES (see introductory pages for explanation of train operator codes and standard symbols)

- a Arrival time
- d Departure time
- f Arrives 3 minutes earlier
- MX Not Mondays

Shoeburyness, Southend Central, Tilbury, Grays and Basildon to Upminster, Barking and London

Mondays to Fridays

Operator Train ID	CC 2R65	CC 2R67	CC 1F67	CC 1B11	CC 1F67	CC 2D15	CC 2R69	CC 1B13	CC 2R67	CC 2N05	CC 2D17	CC 1B81	CC 1B19	CC 2R69	CC 1B81	CC 2D19	CC 2R71	CC 1B25
Shoeburyness (SRY)	d		0640	0645				0702					0718					
Thorpe Bay (TPB)	d		0644	0649				0706				0712	0722					0729
Southend East (SOE)	d		0646	0651				0708				0714	0724					0731
Southend Central (SOC)	a		0649	0654				0711				0717	0727					0734
Southend Central (SOC)	d		0645	0649	0654			0703	0711			0717	0727					0734
Westcliff (WCF)	d		0648	0651	0656			0705	0713			0719	0729					0736
Chalkwell (CHW)	d		0650	0654	0659			0708	0716			0722	0732					0739
Leigh-on-Sea (LES)	d		0653	0657	0702			0711				0725						0742
Benfleet (BEF)	d		0657	0702	0707			0716				0730						0747
Pitsea (PSE)	d		0703	0705	0711			0720				0734					0735	0751
Basildon (BSO)	d			0709	0715							0738	0742					0755
Laindon (LAI)	d			0713	0718						0731	0747c				0747c		0758
West Horndon (WHR)	d	←		0717							0736							
Stanford-le-Hope (SFO)	d	0653	0710	←				0726							0726			0742
East Tilbury (ETL)	d	0656	0714					←							0730			←
Tilbury Town (TIL)	3 d	0702	0720						0720						0736			
Grays (GRY)	a	0705	←						0723						0739			
Grays (GRY)	d	0706					0717				0724		0731			0740		0747
Purfleet (PFL)	d	0712									0730					0746		
Rainham (RNM)	d	0717									0736					0751		
Dagenham Dock (DDK)	d	0721									0740					0755		
Chafford Hundred Lakeside (CFH)	d						0721						0735					0751
Ockendon (OCK)	d						0726						0741					0756
Upminster (UPM)	⊖ d						0733						0748				0757	0803
Barking (BKG)	⊖ d	0728				0735e	0741				0746	0750	0756			0802		0807
Stratford (SRA)	⊖ DLR 7 a																	
London Liverpool Street (LST)	⊖ 15 a																	
West Ham (WEH)	⊖ DLR d	0735			0738	0742	0747		0750	0753	0756	0802		0805	0808	0811	0817	0820
Limehouse (LHS)	DLR d	0740			0744	0747	0752		0755	0758	0801	0807			0813	0816	0822	0825
London Fenchurch Street (FST)	7 a	0747			0750	0755	0759		0802	0805	0808	0814		0816	0820	0823	0829	0832

Operator Train ID	CC 2R71	CC 2N07	CC 2D21	CC 2R73	CC 1B39	CC 2R73	CC 1B27	CC 2D23	CC 1B29	CC 2N09	CC 2R77	CC 2R79	CC 1F79	CC 2D27	CC 2R79	CC 1B37	CC 2R81	CC 2B83
Shoeburyness (SRY)	d				0739				0800				0815			0834		
Thorpe Bay (TPB)	d				0743				0804				0819			0838		
Southend East (SOE)	d				0745				0806				0821			0840		
Southend Central (SOC)	a				0748				0809				0824			0843		
Southend Central (SOC)	d				0748				0809				0824			0843		0849
Westcliff (WCF)	d				0750				0811				0826			0845		0852
Chalkwell (CHW)	d				0753				0814				0829			0848		0855
Leigh-on-Sea (LES)	d				0756		0803		0817				0832			0851		0858
Benfleet (BEF)	d				0801		0808		0822				0837			0856		0903
Pitsea (PSE)	d			0751	0804		0812				0818	0836	0840				0847	0906
Basildon (BSO)	d				0808		0816			0828			0844			0902		0910
Laindon (LAI)	d				0812		0820			0834			0848			0905		0914
West Horndon (WHR)	d	←	0808				0824			0839								0918
Stanford-le-Hope (SFO)	d	0742			0757						0824	0843				0843		0854
East Tilbury (ETL)	d	0745			0801						0828	←				0846		0857
Tilbury Town (TIL)	3 d	0752			0807						0834					0853		0904
Grays (GRY)	a	0755			0810						0837					0856		0907
Grays (GRY)	d	0756		0801	0810		0818				0837			0847	0856			0908
Purfleet (PFL)	d	0802			0816						0843				0902			0914
Rainham (RNM)	d	0807			0822						0849				0908			0919
Dagenham Dock (DDK)	d	0811			0826						0853				0912			0923
Chafford Hundred Lakeside (CFH)	d			0805				0822						0851				
Ockendon (OCK)	d			0810				0826						0856				
Upminster (UPM)	⊖ d		0813	0817		0821		0833		0844			0856	0903		0914		0924
Barking (BKG)	⊖ d	0817	0822	0826		0832	0838	0841	0846	0853	0859		0905	0911	0918	0922	0929	0932
Stratford (SRA)	⊖ DLR 7 a																	
London Liverpool Street (LST)	⊖ 15 a																	
West Ham (WEH)	⊖ DLR d	0823	0828	0831		0834	0838	0844	0847	0852	0858	0905		0910	0917	0924	0928	0935
Limehouse (LHS)	DLR d	0829	0833	0837		0840	0843	0849	0852	0858	0904	0910		0916	0922	0930	0933	0940
London Fenchurch Street (FST)	7 a	0835	0840	0843		0846	0850	0856	0859	0905	0910	0917		0922	0929	0936	0940	0948

NOTES (see introductory pages for explanation of train operator codes and standard symbols)

- a Arrival time
- d Departure time
- c Arrives 6 minutes earlier
- e Arrives 4 minutes earlier

Shoeburyness, Southend Central, Tilbury, Grays and Basildon to Upminster, Barking and London

Mondays to Fridays

Operator Train ID	CC 2D31	CC 2R83	CC 2F51	CC 2D33	CC 1B43	CC 2R83	CC 2D33	CC 2R85	CC 2B87	CC 2D35	CC 1B45	CC 2R87	CC 2D35	CC 2B89	CC 2R89	CC 2D37	CC 2B91	CC 2R91	
Shoeburyness (SRY)	d		0853		0907				0927	0933	0941			0957				1027	
Thorpe Bay (TPB)	d		0857		0911				0931	0937	0945			1001				1031	
Southend East (SOE)	d		0859		0913				0933	0939	0947			1003				1033	
Southend Central (SOC)	a		0902		0916				0936	0942	0950			1006				1036	
Southend Central (SOC)	d		0902	0912	0916				0936	0942	0950			1006			1012	1036	
Westcliff (WCF)	d		0904	0915	0918				0938	0945	0952			1008			1015	1038	
Chalkwell (CHW)	d		0907	0917	0921				0941	0947	0955			1011			1017	1041	
Leigh-on-Sea (LES)	d		0909	0920	0924				0943	0950	0957			1013			1020	1043	
Benfleet (BEF)	d		0914	0924	0929				0948	0954	1002			1018			1024	1048	
Pitsea (PSE)	d		0916	0918	0929				0951	0959				1021			1029	1051	
Basildon (BSO)	d		0922		0935				0955		1008			1025				1055	
Laindon (LAI)	d		0925		0938				0958		1011			1028				1058	
West Horndon (WHR)	d		0930					←	1003					1033				1103	
Stanford-le-Hope (SFO)	d		0923		0935			→	0935		1005						1035		
East Tilbury (ETL)	d		0926		→		←	0938		1008			→				1038		
Tilbury Town (TIL)	3 d		0933				→	0944		1014			→	1014			1044		
Grays (GRY)	a		→				→	0947			→			1017			1047		
Grays (GRY)	d	0917					0936	0948	0953				1010	1017		1040	1047		1110
Purfleet (PFL)	d						0942		0959				1016			1046			1116
Rainham (RNM)	d						0948		1004				1021			1051			1121
Dagenham Dock (DDK)	d						0951		1007				1024			1054			1124
Chafford Hundred Lakeside (CFH)	d	0921						0952						1021			1051		
Ockendon (OCK)	d	0925						0956						1025			1055		
Upminster (UPM)	⇌ d	0932		0936		0946		1003		1008		1019		1031	1039		1101	1108	
Barking (BKG)	⇌ d	0940		0944		0955	0958	1011	1013	1017		1027	1030	1040	1047	1100	1109	1117	1130
Stratford (SRA)	⇌ DLR 7 a																		
London Liverpool Street (LST)	⇌ 15 a																		
West Ham (WEH)	⇌ DLR d	0946		0950		1000	1004	1016	1019	1022		1032	1036	1046	1053	1106	1114	1122	1136
Limehouse (LHS)	DLR d	0951		0955		1005	1009	1021	1024	1028		1037	1041	1051	1058	1111	1119	1127	1141
London Fenchurch Street (FST)	7 a	0958		1001		1009	1013	1025	1028	1032		1041	1045	1056	1102	1115	1124	1131	1145

Operator Train ID	CC 2D39	CC 2B93	CC 2R93	CC 2D41	CC 2B95	CC 2R95	CC 2D43	CC 2B97	CC 2R97	CC 2D45	CC 2B99	CC 2R99	CC 2D47	CC 2B01	CC 2R01	CC 2D49	CC 2B03	CC 2R03	
Shoeburyness (SRY)	d	1057			1127			1157			1227			1257				1327	
Thorpe Bay (TPB)	d	1101			1131			1201			1231			1301				1331	
Southend East (SOE)	d	1103			1133			1203			1233			1303				1333	
Southend Central (SOC)	a				1136			1206			1236			1306				1336	
Southend Central (SOC)	d	1042	1106		1112	1136		1139	1206		1212	1236		1242	1306		1311	1336	
Westcliff (WCF)	d	1045	1108		1115	1138		1142	1208		1215	1238		1245	1308		1314	1338	
Chalkwell (CHW)	d	1047	1111		1117	1141		1144	1211		1217	1241		1247	1311		1316	1341	
Leigh-on-Sea (LES)	d	1050	1113		1120	1143		1147	1213		1220	1243		1250	1313		1319	1343	
Benfleet (BEF)	d	1054	1118		1124	1148		1151	1218		1224	1248		1254	1318		1323	1348	
Pitsea (PSE)	d	1059	1121		1129	1151		1156	1221		1229	1251		1259	1321		1328	1351	
Basildon (BSO)	d		1125			1155			1225			1255			1325			1355	
Laindon (LAI)	d		1128			1158			1228			1258			1328			1358	
West Horndon (WHR)	d		1133			1203			1233			1303			1333			1403	
Stanford-le-Hope (SFO)	d	1105			1135			1202			1235			1305			1334		
East Tilbury (ETL)	d	1108			1138			1205			1238			1308			1337		
Tilbury Town (TIL)	3 d	1114			1144			1211			1244			1314			1343		
Grays (GRY)	a	1117			1147			1214			1247			1317			1346		
Grays (GRY)	d	1117		1140	1147		1210	1214		1240	1247		1310	1317		1340	1346		1410
Purfleet (PFL)	d			1146			1216			1246			1316			1346			1416
Rainham (RNM)	d			1151			1221			1251			1321			1351			1421
Dagenham Dock (DDK)	d			1154			1224			1254			1324			1354			1424
Chafford Hundred Lakeside (CFH)	d	1121			1151			1218			1251			1321			1350		
Ockendon (OCK)	d	1125			1155			1222			1255			1325			1354		
Upminster (UPM)	⇌ d	1131	1138		1201	1208		1229	1238		1301	1308		1331	1338		1401	1408	
Barking (BKG)	⇌ d	1139	1147	1200	1209	1216	1230	1238	1246	1300	1309	1316	1330	1340	1346	1401	1409	1416	1430
Stratford (SRA)	⇌ DLR 7 a																		
London Liverpool Street (LST)	⇌ 15 a																		
West Ham (WEH)	⇌ DLR d	1144	1152	1206	1214	1221	1236	1243	1252	1306	1314	1322	1336	1345	1351	1406	1414	1421	1436
Limehouse (LHS)	DLR d	1149	1157	1211	1219	1226	1241	1248	1257	1311	1319	1327	1341	1351	1356	1411	1419	1426	1441
London Fenchurch Street (FST)	7 a	1154	1201	1215	1224	1230	1245	1253	1301	1315	1324	1331	1345	1356	1400	1416	1424	1431	1445

NOTES (see introductory pages for explanation of train operator codes and standard symbols)

- a Arrival time
- d Departure time

Shoeburyness, Southend Central, Tilbury, Grays and Basildon to Upminster, Barking and London

Mondays to Fridays

Operator Train ID	CC 2D51	CC 2B05	CC 2R05	CC 2D53	CC 2B07	CC 2R07	CC 2D55	CC 2B09	CC 2R09	CC 2D57	CC 2B11	CC 2D59	CC 2B69	CC 2R11	CC 2D59	CC 1B71	CC 2R15	CC 1B93
Shoeburyness (SRY)	d	1357			1427			1457			1526		1537			1554		1603
Thorpe Bay (TPB)	d	1401			1431			1501			1530		1541			1558		1607
Southend East (SOE)	d	1403			1433			1503			1532		1543			1600		1610
Southend Central (SOC)	a	1406			1436			1506			1535		1546			1603		1613
Southend Central (SOC)	d	1342	1406		1412	1436		1442	1506		1511	1535	1541	1546		1603	1608	1614
Westcliff (WCF)	d	1345	1408		1415	1438		1445	1508		1514	1537	1543	1548		1606	1611	1616
Chalkwell (CHW)	d	1347	1411		1417	1441		1447	1511		1516	1540	1546	1551		1609	1613	1619
Leigh-on-Sea (LES)	d	1350	1413		1420	1443		1450	1513		1519	1542	1549	1553		1612	1616	1621
Benfleet (BEF)	d	1354	1418		1424	1448		1454	1518		1523	1547	1553	1558		1617	1620	1626
Pitsea (PSE)	d	1359	1421		1429	1451		1459	1521		1528	1550	1559	1601			1625	1630
Basildon (BSO)	d		1425			1455			1525			1554		1605		1623		1634
Laindon (LAI)	d		1428			1458			1528			1558		1609		1626		1637
West Horndon (WHR)	d		1433			1503			1533			1602		1613		←	1631	
Stanford-le-Hope (SFO)	d	1405			1435			1505			1534		1605			1605		1632
East Tilbury (ETL)	d	1408			1438			1508			1537		→			1608		→
Tilbury Town (TIL)	3 d	1414			1444			1514			1543					1615		
Grays (GRY)	a	1417			1447			1517			1546					1618		
Grays (GRY)	d	1417		1440	1447		1510	1517		1540	1546			1609	1619			
Purfleet (PFL)	d			1446			1516			1546				1615				
Rainham (RNM)	d			1451			1521			1551				1620				
Dagenham Dock (DDK)	d			1454			1524			1554				1624				
Chafford Hundred Lakeside (CFH)	d	1421			1451			1521			1550					1622		
Ockendon (OCK)	d	1425			1455			1525			1554					1626		
Upminster (UPM)	⊖ d	1431	1438		1501	1508		1531	1538		1601	1608		1619		1633		1646
Barking (BKG)	⊖ d	1439	1446	1500	1509	1516	1530	1539	1546	1600	1611	1616		1627	1630	1641		1655
Stratford (SRA)	⊖ DLR 7 a																	
London Liverpool Street (LST)	⊖ 15 a																	
West Ham (WEH)	⊖ DLR d	1444	1451	1506	1514	1521	1536	1544	1551	1606	1616	1621		1632	1636	1646	1650	1701
Limehouse (LHS)	DLR d	1449	1456	1511	1519	1527	1541	1549	1556	1611	1621	1626		1637	1642	1651		
London Fenchurch Street (FST)	7 a	1454	1500	1515	1525	1531	1545	1554	1600	1616	1628	1631		1642	1648	1657	1659	1710

Operator Train ID	CC 2R13	CC 1F15	CC 1B73	CC 1D61	CC 2R15	CC 1R17	CC 2B17	CC 1R17	CC 1F19	CC 1B77	CC 2D63	CC 2R19	CC 2B21	CC 1B79	CC 2R19	CC 1F23	CC 1R21	CC 1B83
Shoeburyness (SRY)	d	1612	1618						1640	1648			1657	1704		1715		1721
Thorpe Bay (TPB)	d	1616	1622						1644	1652			1701	1708		1719		1725
Southend East (SOE)	d	1618	1624						1646	1654			1703	1710		1721		1727
Southend Central (SOC)	a	1621	1627						1649	1657			1706	1713		1724		1730
Southend Central (SOC)	d	1621	1627				1635		1649	1657			1706	1713		1724		1730
Westcliff (WCF)	d	1623	1629				1637		1651	1659			1708	1715		1726		1732
Chalkwell (CHW)	d	1626	1632				1640		1654	1702			1711	1718		1729		1735
Leigh-on-Sea (LES)	d	1629	1634				1642		1657	1704			1713	1720		1731		1737
Benfleet (BEF)	d	1634	1639				1647		1702	1709			1718	1725		1736		1742
Pitsea (PSE)	d		1643			1648	1651		1706	1714		1717	1721	1728			1732	1745
Basildon (BSO)	d		1640	1647			1655		1710	1719			1725	1732		1743		1749
Laindon (LAI)	d		1643	1651			1658		1713	1722			1728	1735		1746		1752
West Horndon (WHR)	d		1648			←	1703	←	1718				1733		←			
Stanford-le-Hope (SFO)	d				1632	1654		1654				1723			1723		1738	
East Tilbury (ETL)	d				1635	→	1658					→			1727		→	
Tilbury Town (TIL)	3 d				1641		1704								1733			
Grays (GRY)	a				1644		1707								1736			
Grays (GRY)	d	1637			1648	1647		1708			1717				1737			
Purfleet (PFL)	d	1643				1654		1713							1742			
Rainham (RNM)	d	1648				1701		1719							1748			
Dagenham Dock (DDK)	d	1652				1707		1722							1751			
Chafford Hundred Lakeside (CFH)	d				1652						1721							
Ockendon (OCK)	d				1657						1727							
Upminster (UPM)	⊖ d		1653	1659	1704		1708		1725	1734			1738	1744				1801
Barking (BKG)	⊖ d	1658	1701	1707		1713		1717	1728	1734	1739	1743		1747	1752	1757		
Stratford (SRA)	⊖ DLR 7 a																	
London Liverpool Street (LST)	⊖ 15 a																	
West Ham (WEH)	⊖ DLR d	1704	1707	1713	1716	1719		1722		1740	1746	1749		1752	1757	1803	1806	1813
Limehouse (LHS)	DLR d	1709	1712		1721	1724		1727	1739		1754		1757	1802	1808			1818
London Fenchurch Street (FST)	7 a	1714	1717	1722	1725	1728		1731	1744	1750	1755	1759		1802	1807	1812	1815	1823

NOTES (see introductory pages for explanation of train operator codes and standard symbols)

- a Arrival time
- d Departure time

Shoeburyness, Southend Central, Tilbury, Grays and Basildon to Upminster, Barking and London

Mondays to Fridays

Operator Train ID	CC 2D65	CC 1R21	CC 2F25	CC 1F11	CC 2R23	CC 2R25	CC 2B27	CC 2D67	CC 2R25	CC 2B29	CC 2R27	CC 2D69	CC 2B31	CC 2D69	CC 2R31	CC 2B33	CC 2R31	CC 2D71
Shoeburyness (SRY)	d		1727				1744			1800			1814			1829		
Thorpe Bay (TPB)	d		1731				1748			1804			1818			1833		
Southend East (SOE)	d		1733				1750			1806			1820			1835		
Southend Central (SOC)	a		1736				1753			1809			1823			1838		
Southend Central (SOC)	d		1736				1753			1809			1823			1838		
Westcliff (WCF)	d		1738				1755			1811			1825			1840		
Chalkwell (CHW)	d		1740				1758			1814			1828			1843		
Leigh-on-Sea (LES)	d		1743	1754			1800			1816			1830			1845		
Benfleet (BEF)	d		1747				1805			1821			1835			1850		
Pitsea (PSE)	d		1751			1803	1808			1824		1828	1838		1847	1854		1859
Basildon (BSO)	d		1755	1803			1812			1828			1842			1858		
Laindon (LAI)	d		1758				1815			1831			1845			1901		
West Horndon (WHR)	d		1803				1820			1836			1850			1906		
Stanford-le-Hope (SFO)	d		1738			1810			1810			1834		1834	1854		1854	1905
East Tilbury (ETL)	d		1742			1810			1813			1834		1838		1857		1909
Tilbury Town (TIL)	d		1748						1819					1844		1903		1915
Grays (GRY)	a		1751						1822					1847		1906		1918
Grays (GRY)	d	1747	1751			1803			1817	1823		1833		1847				1907 1919
Purfleet (PFL)	d		1757			1809				1829		1839				1912		
Rainham (RNM)	d		1802			1816				1834		1845				1918		
Dagenham Dock (DDK)	d		1806			1820				1838		1851				1921		
Chafford Hundred Lakeside (CFH)	d	1751							1821						1851			1922
Ockendon (OCK)	d	1757							1827						1856			1926
Upminster (UPM)	d	1805		1808	1814			1825	1834		1841			1855	1903		1911	1933
Barking (BKG)	d	1814	1812	1817	1822	1827		1833	1842	1845	1849	1858		1905	1912		1921	1927 1941
Stratford (SRA)	a																	
London Liverpool Street (LST)	a																	
West Ham (WEH)	d	1820	1817	1823	1828	1833		1838	1848	1851	1854	1903		1910	1917		1926	1933 1946
Limehouse (LHS)	d	1825		1828		1838		1843	1853	1856	1859	1909		1915	1922		1931	1938 1951
London Fenchurch Street (FST)	a	1829	1826	1833	1837	1842		1848	1858	1901	1904	1914		1919	1927		1935	1942 1956

Operator Train ID	CC 2R35	CC 2B37	CC 2R35	CC 2D73	CC 2B39	CC 2R37	CC 2D75	CC 2B41	CC 2R39	CC 2D77	CC 2B43	CC 2R41	CC 2D79	CC 2B45	CC 2R43	CC 2D81	CC 2B47	CC 2R45
Shoeburyness (SRY)	d	1859			1927		1933	1957			2027			2057			2127	
Thorpe Bay (TPB)	d	1903			1931		1937	2001			2031			2101			2131	
Southend East (SOE)	d	1905			1933		1939	2003			2033			2103			2133	
Southend Central (SOC)	a				1936		1942	2006			2036			2106			2136	
Southend Central (SOC)	d		1908		1912	1936		1942	2006		2012	2036		2042	2106		2112	2136
Westcliff (WCF)	d		1910		1915	1938		1945	2008		2015	2038		2045	2108		2115	2138
Chalkwell (CHW)	d		1913		1917	1941		1947	2011		2017	2041		2047	2111		2117	2141
Leigh-on-Sea (LES)	d		1915		1920	1943		1950	2013		2020	2043		2050	2113		2120	2143
Benfleet (BEF)	d		1920		1924	1948		1954	2018		2024	2048		2054	2118		2124	2148
Pitsea (PSE)	d	1918	1923		1929	1951		1959	2021		2029	2051		2059	2121		2129	2151
Basildon (BSO)	d		1927			1955			2025			2055			2125			2155
Laindon (LAI)	d		1930			1958			2028			2058			2128			2158
West Horndon (WHR)	d		1935			2003			2033			2103			2133			2203
Stanford-le-Hope (SFO)	d	1926		1926	1935			2005			2035			2105			2135	
East Tilbury (ETL)	d		1930	1938			2008				2038			2108			2138	
Tilbury Town (TIL)	d		1937	1944			2014				2044			2114			2144	
Grays (GRY)	a		1940	1947			2017				2047			2117			2147	
Grays (GRY)	d		1941	1947		2010	2017		2040	2047		2110	2117		2143	2147		2212
Purfleet (PFL)	d		1947			2016			2046			2116			2149			2218
Rainham (RNM)	d		1952			2021			2051			2121			2154			2223
Dagenham Dock (DDK)	d		1956			2024			2054			2124			2157			2227
Chafford Hundred Lakeside (CFH)	d			1951			2021			2051			2121			2151		
Ockendon (OCK)	d			1955			2025			2055			2125			2155		
Upminster (UPM)	d		1940		2001	2008		2031	2038		2101	2108		2131	2138		2201	2208
Barking (BKG)	d		1948	2003	2010	2016	2030	2039	2046	2100	2109	2116	2130	2139	2146	2203	2209	2217 2232
Stratford (SRA)	a																	
London Liverpool Street (LST)	a																	
West Ham (WEH)	d	1953	2009	2015	2022	2036	2044	2051	2106	2114	2121	2136	2144	2151	2209	2214	2222	2238
Limehouse (LHS)	d	1958	2014	2020	2027	2041	2049	2056	2111	2119	2126	2141	2149	2156	2214	2219	2227	2243
London Fenchurch Street (FST)	a	2004	2020	2024	2031	2045	2054	2100	2115	2124	2131	2145	2154	2200	2218	2225	2232	2248

NOTES (see introductory pages for explanation of train operator codes and standard symbols)

- a Arrival time
- d Departure time

Shoeburyness, Southend Central, Tilbury, Grays and Basildon to Upminster, Barking and London

Mondays to Fridays

	Operator Train ID	CC 2D83	CC 2B49	CC 2R47	CC 2D85	CC 2F01	CC 2R49	CC 2D87	CC 2F03	CC 2T51	CC 2D89	CC 2F05
Shoeburyness (SRY)	d		2157			2227			2257			2327
Thorpe Bay (TPB)	d		2201			2231			2301			2331
Southend East (SOE)	d		2203			2233			2303			2333
Southend Central (SOC)	a		2206			2236			2306			2336
Southend Central (SOC)	d	2142	2206		2212	2236		2242	2306		2312	2336
Westcliff (WCF)	d	2145	2208		2215	2238		2245	2308		2315	2338
Chalkwell (CHW)	d	2147	2211		2217	2241		2247	2311		2317	2341
Leigh-on-Sea (LES)	d	2150	2213		2220	2243		2250	2313		2320	2343
Benfleet (BEF)	d	2154	2218		2224	2248		2254	2318		2324	2348
Pitsea (PSE)	d	2159	2221		2229	2251		2259	2321		2329	2351
Basildon (BSO)	d		2225			2255			2325			2355
Laindon (LAI)	d		2228			2258			2328			2358
West Horndon (WHR)	d		2233			2303			2333			0003
Stanford-le-Hope (SFO)	d	2205			2235			2305			2335	
East Tilbury (ETL)	d	2208			2238			2308			2338	
Tilbury Town (TIL)	d	2214			2244			2314			2344	
Grays (GRY)	a	2217			2247			2317			2347	
Grays (GRY)	d	2217		2240	2247		2312	2317		2342	2347	
Purfleet (PFL)	d			2246			2318			2348		
Rainham (RNM)	d			2251			2323			2353		
Dagenham Dock (DDK)	d			2254			2326			2356		
Chafford Hundred Lakeside (CFH)	d	2221			2251			2321			2351	
Ockendon (OCK)	d	2225			2255			2325			2355	
Upminster (UPM)	d	2231	2238		2301	2308		2331	2338		0001	0008
Barking (BKG)	d	2239	2246	2300	2309	2316	2332	2339	2346	0002	0009	0016
Stratford (SRA)	d											
London Liverpool Street (LST)	a											
West Ham (WEH)	d	2244	2251	2306	2314	2321	2338	2344	2351	0008	0014	0021
Limehouse (LHS)	d	2249	2256	2311	2319	2326	2343	2349	2356	0013	0019	0026
London Fenchurch Street (FST)	a	2254	2300	2315	2324	2330	2347	2354	0001	0017	0024	0032

NOTES (see introductory pages for explanation of train operator codes and standard symbols)

- a Arrival time
- d Departure time

Shoeburyness, Southend Central, Tilbury, Grays and Basildon to Upminster, Barking and London

Saturdays

Operator Train ID	CC 2T51	CC 2D89	CC 2F05	CC 2D01	CC 2B01	CC 2D03	CC 2B03	CC 2R01	CC 2D05	CC 2B05	CC 2R03	CC 2D07	CC 2B07	CC 2R05	CC 2D09	CC 2B09	CC 2R07	CC 2D11		
Shoeburyness (SRY)	d				0425	0443	0509		0513	0539		0543	0609		0613	0639		0643		
Thorpe Bay (TPB)	d				0429	0447	0513		0517	0543		0547	0613		0617	0643		0647		
Southend East (SOE)	d				0431	0449	0515		0519	0545		0549	0615		0619	0645		0649		
Southend Central (SOC)	a				0434	0452	0518		0522	0548		0552	0618		0622	0648		0652		
Southend Central (SOC)	d			0413	0434	0452	0518		0522	0548		0552	0618		0622	0648		0652		
Westcliff (WCF)	d			0415	0436	0454	0520		0524	0550		0554	0620		0624	0650		0654		
Chalkwell (CHW)	d			0417	0439	0457	0523		0527	0553		0557	0623		0627	0653		0657		
Leigh-on-Sea (LES)	d			0420	0441	0500	0526		0530	0556		0600	0626		0630	0656		0700		
Benfleet (BEF)	d			0424	0446	0505	0531		0535	0601		0605	0631		0635	0701		0705		
Pitsea (PSE)	d			0429	0449	0510	0534		0540	0604		0610	0634		0640	0704		0710		
Basildon (BSO)	d				0453		0538			0608			0638			0708				
Laindon (LAI)	d				0456		0542			0612			0642			0712				
West Horndon (WHR)	d		0003		0501		0546			0616			0646			0716				
Stanford-le-Hope (SFO)	d			0435		0516			0546			0616			0646			0716		
East Tilbury (ETL)	d			0438		0520			0550			0620			0650			0720		
Tilbury Town (TIL)	d	8		0444		0526			0556			0626			0656			0726		
Grays (GRY)	a			0447		0529			0559			0629			0659			0729		
Grays (GRY)	d			0448		0530		0552	0600		0622	0630		0652	0700		0722	0730		
Purfleet (PFL)	d							0558			0628			0658			0728			
Rainham (RNM)	d							0603			0633			0703			0733			
Dagenham Dock (DDK)	d							0606			0636			0706			0736			
Chafford Hundred Lakeside (CFH)	d			0451		0534			0604			0634			0704			0734		
Ockendon (OCK)	d			0455		0538			0608			0638			0708			0738		
Upminster (UPM)	d	0001	0008	0502	0506	0544	0552		0614	0622		0644	0652		0714	0722		0744		
Barking (BKG)	d	0002	0009	0016	0510	0514	0553	0600	0612	0623	0630	0642	0653	0700	0712	0723	0730	0742	0753	
Stratford (SRA)	d	DLR	7	a																
London Liverpool Street (LST)	d	DLR	15	a																
West Ham (WEH)	d	DLR	0008	0014	0021	0515	0519	0558	0606	0618	0628	0636	0648	0658	0706	0718	0728	0736	0748	0758
Limehouse (LHS)	d	DLR	0013	0019	0026	0520	0524	0603	0611	0623	0633	0641	0653	0703	0711	0723	0733	0741	0753	0803
London Fenchurch Street (FST)	d	DLR	0017	0024	0032	0527	0530	0609	0616	0628	0639	0646	0658	0709	0716	0728	0739	0746	0758	0809

Operator Train ID	CC 2B11	CC 2R09	CC 2D13	CC 9B01	CC 2D13	CC 2B13	CC 2R11	CC 2D15	CC 9B03	CC 2D15	CC 2B15	CC 2R13	CC 2D17	CC 9B05	CC 2D17	CC 2B17	CC 2R15	CC 2D19	
Shoeburyness (SRY)	d	0709		0713	0726		0739	0743	0756		0809		0813	0826		0839		0843	
Thorpe Bay (TPB)	d	0713		0717	0730		0743	0747	0800		0813		0817	0830		0843		0847	
Southend East (SOE)	d	0715		0719	0732		0745	0749	0802		0815		0819	0832		0845		0849	
Southend Central (SOC)	a	0718		0722	0735		0748	0752	0805		0818		0822	0835		0848		0852	
Southend Central (SOC)	d	0718		0722	0735		0748	0752	0805		0818		0822	0835		0848		0852	
Westcliff (WCF)	d	0720		0724	0737		0750	0754	0807		0820		0824	0837		0850		0854	
Chalkwell (CHW)	d	0723		0727	0740		0753	0757	0810		0823		0827	0840		0853		0857	
Leigh-on-Sea (LES)	d	0726		0730	0742		0756	0800	0812		0826		0830	0842		0856		0900	
Benfleet (BEF)	d	0731		0735	0747		0801	0805	0817		0831		0835	0847		0901		0905	
Pitsea (PSE)	d	0734		0740			0804	0810			0834		0840			0904		0910	
Basildon (BSO)	d	0738			0753		0808		0823		0838			0853		0908			
Laindon (LAI)	d	0742			0757		0812		0827		0842			0857		0912			
West Horndon (WHR)	d	0746					0816				0846					0916			
Stanford-le-Hope (SFO)	d			0746				0816					0846					0916	
East Tilbury (ETL)	d			0750				0820					0850					0920	
Tilbury Town (TIL)	d			0756				0826					0856					0926	
Grays (GRY)	a			0759		←		0829		←			0859		←			0929	
Grays (GRY)	d		0752	0800		0800		0822	0830		0830		0852	0900		0900		0922	0930
Purfleet (PFL)	d		0758	→				0828	→				0858	→				0928	→
Rainham (RNM)	d		0803					0833					0903					0933	
Dagenham Dock (DDK)	d		0806					0836					0906					0936	
Chafford Hundred Lakeside (CFH)	d				0804					0834					0904				
Ockendon (OCK)	d				0808					0838					0908				
Upminster (UPM)	d	0752			0806	0814	0822		0836	0844	0852			0906	0914	0922			
Barking (BKG)	d	0800	0812		0817	0823	0830	0842	0847	0853	0900	0912		0917	0923	0930	0942		
Stratford (SRA)	d	DLR	7	a	0825				0855					0925					
London Liverpool Street (LST)	d	DLR	15	a	0835				0905					0935					
West Ham (WEH)	d	DLR	0806	0818		0828	0836	0848			0858	0906	0918		0928	0936	0948		
Limehouse (LHS)	d	DLR	0811	0823		0833	0841	0853			0903	0911	0923		0933	0941	0953		
London Fenchurch Street (FST)	d	DLR	0816	0828		0839	0846	0858			0909	0916	0928		0939	0946	0958		

NOTES (see introductory pages for explanation of train operator codes and standard symbols)

- a Arrival time
- d Departure time

Shoeburyness, Southend Central, Tilbury, Grays and Basildon to Upminster, Barking and London

Saturdays

Operator	Train ID	CC 9B07	CC 2D19	CC 2B19	CC 2R17	CC 2D21	CC 9B09	CC 2D21	CC 2B21	CC 2R19	CC 2D23	CC 9B11	CC 2D23	CC 2B23	CC 2R21	CC 2D25	CC 9B13	CC 2D25	CC 2B25
Shoeburyness (SRY)	d	0856		0909		0913	0926		0939		0943	0956		1009		1013	1026		1039
Thorpe Bay (TPB)	d	0900		0913		0917	0930		0943		0947	1000		1013		1017	1030		1043
Southend East (SOE)	d	0902		0915		0919	0932		0945		0949	1002		1015		1019	1032		1045
Southend Central (SOC)	a	0905		0918		0922	0935		0948		0952	1005		1018		1022	1035		1048
Southend Central (SOC)	d	0905		0918		0922	0935		0948		0952	1005		1018		1022	1035		1048
Westcliff (WCF)	d	0907		0920		0924	0937		0950		0954	1007		1020		1024	1037		1050
Chalkwell (CHW)	d	0910		0923		0927	0940		0953		0957	1010		1023		1027	1040		1053
Leigh-on-Sea (LES)	d	0912		0926		0930	0942		0956		1000	1012		1026		1030	1042		1056
Benfleet (BEF)	d	0917		0931		0935	0947		1001		1005	1017		1031		1035	1047		1101
Pitsea (PSE)	d			0934		0940			1004		1010			1034		1040			1104
Basildon (BSO)	d	0923		0938			0953		1008			1023		1038			1053		1108
Laindon (LAI)	d	0927		0942			0957		1012			1027		1042			1057		1112
West Horndon (WHR)	d			0946					1016					1046					1116
Stanford-le-Hope (SFO)	d					0946					1016					1046			
East Tilbury (ETL)	d					0950					1020					1050			
Tilbury Town (TIL)	d	8				0956					1026					1056			
Grays (GRY)	a		←			0959		←			1029		←			1059		←	
Grays (GRY)	d		0930		0952	1000		1000		1022	1030		1030		1052	1100		1100	
Purfleet (PFL)	d				0958	←				1028	←				1058	←			
Rainham (RNM)	d				1003					1033					1103				
Dagenham Dock (DDK)	d				1006					1036					1106				
Chafford Hundred Lakeside (CFH)	d		0934					1004					1034						1104
Ockendon (OCK)	d		0938					1008					1038						1108
Upminster (UPM)	⊖	0936	0944	0952			1006	1014	1022			1036	1044	1052			1106	1114	1122
Barking (BKG)	⊖	0947	0953	1000	1012		1017	1023	1030	1042		1046	1053	1100	1112		1116	1123	1130
Stratford (SRA)	⊖ DLR 7	a	0955				1025					1055					1125		
London Liverpool Street (LST)	⊖ 15	a	1005				1035					1105					1135		
West Ham (WEH)	⊖ DLR	d	0958	1006	1018			1028	1036	1048			1058	1106	1118				1128
Limehouse (LHS)	DLR	d	1003	1011	1023			1033	1041	1053			1103	1111	1123				1133
London Fenchurch Street (FST)	7	a	1009	1016	1028			1039	1046	1058			1109	1116	1128				1139

Operator	Train ID	CC 2R23	CC 2D27	CC 9B15	CC 2D27	CC 2B27	CC 2R25	CC 2D29	CC 9B17	CC 2D29	CC 2B29	CC 2R27	CC 2D31	CC 9B19	CC 2D31	CC 2B31	CC 2R29	CC 2D33	CC 9B21
Shoeburyness (SRY)	d		1043	1056		1109		1113	1126		1139		1143	1156		1209		1213	1226
Thorpe Bay (TPB)	d		1047	1100		1113		1117	1130		1143		1147	1200		1213		1217	1230
Southend East (SOE)	d		1049	1102		1115		1119	1132		1145		1149	1202		1215		1219	1232
Southend Central (SOC)	a		1052	1105		1118		1122	1135		1148		1152	1205		1218		1222	1235
Southend Central (SOC)	d		1052	1105		1118		1122	1135		1148		1152	1205		1218		1222	1235
Westcliff (WCF)	d		1054	1107		1120		1124	1137		1150		1154	1207		1220		1224	1237
Chalkwell (CHW)	d		1057	1110		1123		1127	1140		1153		1157	1210		1223		1227	1240
Leigh-on-Sea (LES)	d		1100	1112		1126		1130	1142		1156		1200	1212		1226		1230	1242
Benfleet (BEF)	d		1105	1117		1131		1135	1147		1201		1205	1217		1231		1235	1247
Pitsea (PSE)	d		1110			1134		1140			1204		1210		1234		1240		
Basildon (BSO)	d			1123		1138			1153		1208			1223		1238			1253
Laindon (LAI)	d			1127		1142			1157		1212			1227		1242			1257
West Horndon (WHR)	d					1146					1216					1246			
Stanford-le-Hope (SFO)	d		1116					1146					1216						1246
East Tilbury (ETL)	d		1120					1150					1220						1250
Tilbury Town (TIL)	d	8	1126					1156					1226						1256
Grays (GRY)	a		1129		←			1159		←			1229		←				1259
Grays (GRY)	d	1122	1130		1130		1152	1200		1200		1222	1230		1230		1252	1300	
Purfleet (PFL)	d		1128	←			1158	←				1228	←				1258	←	
Rainham (RNM)	d		1133				1203					1233					1303		
Dagenham Dock (DDK)	d		1136				1206					1236					1306		
Chafford Hundred Lakeside (CFH)	d				1134					1204					1234				
Ockendon (OCK)	d				1138					1208					1238				
Upminster (UPM)	⊖	d		1136	1144	1152			1206	1214	1222			1236	1244	1252			1306
Barking (BKG)	⊖	d	1142	1147	1153	1200	1212		1216	1223	1230	1242		1247	1253	1300	1312		1317
Stratford (SRA)	⊖ DLR 7	a		1155				1225						1255					1325
London Liverpool Street (LST)	⊖ 15	a		1205				1235						1305					1335
West Ham (WEH)	⊖ DLR	d	1148			1158	1206	1218			1228	1236	1248			1258	1306	1318	
Limehouse (LHS)	DLR	d	1153			1203	1211	1223			1233	1241	1253			1303	1311	1323	
London Fenchurch Street (FST)	7	a	1158			1209	1216	1228			1239	1246	1258			1309	1316	1328	

NOTES (see introductory pages for explanation of train operator codes and standard symbols)

- a Arrival time
- d Departure time

Shoeburyness, Southend Central, Tilbury, Grays and Basildon to Upminster, Barking and London

Saturdays

Operator Train ID	CC 2D33	CC 2B33	CC 2R31	CC 2D35	CC 9B23	CC 2D35	CC 2B35	CC 2R33	CC 2D37	CC 9B25	CC 2D37	CC 2B37	CC 2R35	CC 2D39	CC 9B27	CC 2D39	CC 2B39	CC 2R37	
Shoeburyness (SRY)	d	1239		1243	1256		1309		1313	1326		1339		1343	1356		1409		
Thorpe Bay (TPB)	d	1243		1247	1300		1313		1317	1330		1343		1347	1400		1413		
Southend East (SOE)	d	1245		1249	1302		1315		1319	1332		1345		1349	1402		1415		
Southend Central (SOC)	a	1248		1252	1305		1318		1322	1335		1348		1352	1405		1418		
Southend Central (SOC)	d	1248		1252	1305		1318		1322	1335		1348		1352	1405		1418		
Westcliff (WCF)	d	1250		1254	1307		1320		1324	1337		1350		1354	1407		1420		
Chalkwell (CHW)	d	1253		1257	1310		1323		1327	1340		1353		1357	1410		1423		
Leigh-on-Sea (LES)	d	1256		1300	1312		1326		1330	1342		1356		1400	1412		1426		
Benfleet (BEF)	d	1301		1305	1317		1331		1335	1347		1401		1405	1417		1431		
Pitsea (PSE)	d	1304		1310			1334		1340			1404		1410			1434		
Basildon (BSO)	d	1308			1323		1338			1353		1408			1423		1438		
Laindon (LAI)	d	1312			1327		1342			1357		1412			1427		1442		
West Horndon (WHR)	d	1316					1346					1416					1446		
Stanford-le-Hope (SFO)	d			1316					1346					1416					
East Tilbury (ETL)	d			1320					1350					1420					
Tilbury Town (TIL)	d			1326					1356					1426					
Grays (GRY)	a	←		1329		←			1359		←			1429		←			
Grays (GRY)	d	1300		1322	1330		1330		1352	1400		1400		1422	1430		1430	1452	
Purfleet (PFL)	d			1328	→				1358	→				1428	→			1458	
Rainham (RNM)	d			1333					1403					1433				1503	
Dagenham Dock (DDK)	d			1336					1406					1436				1506	
Chafford Hundred Lakeside (CFH)	d	1304					1334					1404				1434			
Ockendon (OCK)	d	1308					1338					1408				1438			
Upminster (UPM)	⊖	d	1314	1322		1336	1344	1352		1406	1414	1422			1436	1444	1452		
Barking (BKG)	⊖	d	1323	1330	1342		1347	1353	1400	1412		1417	1423	1430	1442		1447	1500	1512
Stratford (SRA)	⊖ DLR	7	a				1355					1425				1455			
London Liverpool Street (LST)	⊖ DLR	15	a				1405					1435				1505			
West Ham (WEH)	⊖ DLR	d	1328	1336	1348		1358	1406	1418			1428	1436	1448			1458	1506	1518
Limehouse (LHS)	⊖ DLR	d	1333	1341	1353		1403	1411	1423			1433	1441	1453			1503	1511	1523
London Fenchurch Street (FST)	7	a	1339	1346	1358		1409	1416	1428			1439	1446	1458			1509	1516	1528

Operator Train ID	CC 2D41	CC 9B29	CC 2D41	CC 2B41	CC 2R39	CC 2D43	CC 9B31	CC 2D43	CC 2B43	CC 2R41	CC 2D45	CC 9B33	CC 2D45	CC 2B45	CC 2R43	CC 2D47	CC 9B35	CC 2D47	
Shoeburyness (SRY)	d	1413	1426		1439		1443	1456		1509		1513	1526		1539		1543	1556	
Thorpe Bay (TPB)	d	1417	1430		1443		1447	1500		1513		1517	1530		1543		1547	1600	
Southend East (SOE)	d	1419	1432		1445		1449	1502		1515		1519	1532		1545		1549	1602	
Southend Central (SOC)	a	1422	1435		1448		1452	1505		1518		1522	1535		1548		1552	1605	
Southend Central (SOC)	d	1422	1435		1448		1452	1505		1518		1522	1535		1548		1552	1605	
Westcliff (WCF)	d	1424	1437		1450		1454	1507		1520		1524	1537		1550		1554	1607	
Chalkwell (CHW)	d	1427	1440		1453		1457	1510		1523		1527	1540		1553		1557	1610	
Leigh-on-Sea (LES)	d	1430	1442		1456		1500	1512		1526		1530	1542		1556		1600	1612	
Benfleet (BEF)	d	1435	1447		1501		1505	1517		1531		1535	1547		1601		1605	1617	
Pitsea (PSE)	d	1440			1504		1510			1534		1540			1604		1610		
Basildon (BSO)	d		1453		1508			1523		1538			1553		1608		1623		
Laindon (LAI)	d		1457		1512			1527		1542			1557		1612		1627		
West Horndon (WHR)	d				1516					1546					1616				
Stanford-le-Hope (SFO)	d	1446					1516					1546				1616			
East Tilbury (ETL)	d	1450					1520					1550				1620			
Tilbury Town (TIL)	d	1456					1526					1556				1626			
Grays (GRY)	a	1459		←			1529		←			1559		←		1629		←	
Grays (GRY)	d	1500		1500		1522	1530		1530		1552	1600		1600		1622	1630	1630	
Purfleet (PFL)	d	→				1528	→				1558	→				1628	→		
Rainham (RNM)	d					1533					1603					1633			
Dagenham Dock (DDK)	d					1536					1606					1636			
Chafford Hundred Lakeside (CFH)	d			1504					1534					1604				1634	
Ockendon (OCK)	d			1508					1538					1608				1638	
Upminster (UPM)	⊖	d	1506	1514	1522		1536	1544	1552			1606	1614	1622			1636	1644	
Barking (BKG)	⊖	d	1517	1523	1530	1542		1547	1553	1600	1612		1617	1623	1630	1642		1647	1653
Stratford (SRA)	⊖ DLR	7	a				1555						1625				1655		
London Liverpool Street (LST)	⊖ DLR	15	a				1605						1635				1705		
West Ham (WEH)	⊖ DLR	d		1528	1536	1548			1558	1606	1618			1628	1636	1648		1658	
Limehouse (LHS)	⊖ DLR	d		1533	1541	1553			1603	1611	1623			1633	1641	1653		1703	
London Fenchurch Street (FST)	7	a		1539	1546	1558			1609	1616	1628			1639	1646	1658		1709	

NOTES (see introductory pages for explanation of train operator codes and standard symbols)

- a Arrival time
- d Departure time

Shoeburyness, Southend Central, Tilbury, Grays and Basildon to Upminster, Barking and London

Saturdays

Operator	Train ID	CC 2B47	CC 2R45	CC 2D49	CC 9B37	CC 2D49	CC 2B49	CC 2R47	CC 2D51	CC 9B39	CC 2D51	CC 2B51	CC 2R49	CC 2D53	CC 9B41	CC 2D53	CC 2B53	CC 2R51	CC 2D55
Shoeburyness (SRY)	d	1609		1613	1626		1639		1643	1656		1709		1713	1726		1739		1743
Thorpe Bay (TPB)	d	1613		1617	1630		1643		1647	1700		1713		1717	1730		1743		1747
Southend East (SOE)	d	1615		1619	1632		1645		1649	1702		1715		1719	1732		1745		1749
Southend Central (SOC)	a	1618		1622	1635		1648		1652	1705		1718		1722	1735		1748		1752
Southend Central (SOC)	d	1618		1622	1635		1648		1652	1705		1718		1722	1735		1748		1752
Westcliff (WCF)	d	1620		1624	1637		1650		1654	1707		1720		1724	1737		1750		1754
Chalkwell (CHW)	d	1623		1627	1640		1653		1657	1710		1723		1727	1740		1753		1757
Leigh-on-Sea (LES)	d	1626		1630	1642		1656		1700	1712		1726		1730	1742		1756		1800
Benfleet (BEF)	d	1631		1635	1647		1701		1705	1717		1731		1735	1747		1801		1805
Pitsea (PSE)	d	1634		1640			1704		1710			1734		1740			1804		1810
Basildon (BSO)	d	1638			1653		1708			1723		1738			1753		1808		
Laindon (LAI)	d	1642			1657		1712			1727		1742			1757		1812		
West Horndon (WHR)	d	1646					1716					1746					1816		
Stanford-le-Hope (SFO)	d			1646					1716					1746					1816
East Tilbury (ETL)	d			1650					1720					1750					1820
Tilbury Town (TIL)	3 d			1656					1726					1756					1826
Grays (GRY)	a			1659		←			1729		←			1759		←			1829
Grays (GRY)	d		1652	1700		1700		1722	1730		1730		1752	1800		1800		1822	1830
Purfleet (PFL)	d		1658	←				1728	←				1758	←				1828	←
Rainham (RNM)	d		1703					1733					1803					1833	
Dagenham Dock (DDK)	d		1706					1736					1806					1836	
Chafford Hundred Lakeside (CFH)	d					1704				1734						1804			
Ockendon (OCK)	d					1708				1738						1808			
Upminster (UPM)	⊖ d	1652			1706	1714	1722			1736	1744	1752			1806	1814	1822		
Barking (BKG)	⊖ d	1700	1712		1717	1723	1730	1742		1747	1753	1800	1812		1817	1823	1830	1842	
Stratford (SRA)	⊖ DLR 7 a				1725					1755					1825				
London Liverpool Street (LST)	⊖ 15 a				1735					1805					1835				
West Ham (WEH)	⊖ DLR d	1706	1718			1728	1736	1748			1758	1806	1818			1828	1836	1848	
Limehouse (LHS)	DLR d	1711	1723			1733	1741	1753			1803	1811	1823			1833	1841	1853	
London Fenchurch Street (FST)	7 a	1716	1728			1739	1746	1758			1809	1816	1828			1839	1846	1858	

Operator	Train ID	CC 9B43	CC 2D55	CC 2B55	CC 2R53	CC 2D57	CC 9B45	CC 2D57	CC 2B57	CC 2R55	CC 2D59	CC 9B47	CC 2D59	CC 2B59	CC 2R57	CC 2D61	CC 9B49	CC 2D61	CC 2B61
Shoeburyness (SRY)	d	1756		1809		1813	1826		1839		1843	1856		1909		1913	1926		1939
Thorpe Bay (TPB)	d	1800		1813		1817	1830		1843		1847	1900		1913		1917	1930		1943
Southend East (SOE)	d	1802		1815		1819	1832		1845		1849	1902		1915		1919	1932		1945
Southend Central (SOC)	a	1805		1818		1822	1835		1848		1852	1905		1918		1922	1935		1948
Southend Central (SOC)	d	1805		1818		1822	1835		1848		1852	1905		1918		1922	1935		1948
Westcliff (WCF)	d	1807		1820		1824	1837		1850		1854	1907		1920		1924	1937		1950
Chalkwell (CHW)	d	1810		1823		1827	1840		1853		1857	1910		1923		1927	1940		1953
Leigh-on-Sea (LES)	d	1812		1826		1830	1842		1856		1900	1912		1926		1930	1942		1956
Benfleet (BEF)	d	1817		1831		1835	1847		1901		1905	1917		1931		1935	1947		2001
Pitsea (PSE)	d			1834		1840			1904		1910			1934		1940			2004
Basildon (BSO)	d	1823		1838			1853		1908			1923		1938			1953		2008
Laindon (LAI)	d	1827		1842			1857		1912			1927		1942			1957		2012
West Horndon (WHR)	d			1846					1916					1946					2016
Stanford-le-Hope (SFO)	d					1846					1916					1946			
East Tilbury (ETL)	d					1850					1920					1950			
Tilbury Town (TIL)	3 d					1856					1926					1956			
Grays (GRY)	a		←			1859		←			1929		←			1959		←	
Grays (GRY)	d		1830		1852	1900		1900		1922	1930		1930		1952	2000		2000	
Purfleet (PFL)	d					1858	←			1928	←				1958	←			
Rainham (RNM)	d					1903				1933					2003				
Dagenham Dock (DDK)	d					1906				1936					2006				
Chafford Hundred Lakeside (CFH)	d		1834					1904					1934					2004	
Ockendon (OCK)	d		1838					1908					1938					2008	
Upminster (UPM)	⊖ d	1836	1844	1852			1906	1914	1922			1936	1944	1952			2006	2014	2022
Barking (BKG)	⊖ d	1847	1853	1900	1912		1917	1923	1930	1942		1947	1953	2000	2012		2017	2023	2030
Stratford (SRA)	⊖ DLR 7 a					1925						1955					2025		
London Liverpool Street (LST)	⊖ 15 a					1935						2005					2035		
West Ham (WEH)	⊖ DLR d		1858	1906	1918			1928	1936	1948			1958	2006	2018			2028	2036
Limehouse (LHS)	DLR d		1903	1911	1923			1933	1941	1953			2003	2011	2023			2033	2041
London Fenchurch Street (FST)	7 a		1909	1916	1928			1939	1946	1958			2009	2016	2028			2039	2046

NOTES (see introductory pages for explanation of train operator codes and standard symbols)

- a Arrival time
- d Departure time

Shoeburyness, Southend Central, Tilbury, Grays and Basildon to Upminster, Barking and London

Saturdays

Operator	Train ID	CC 2R59	CC 2D63	CC 9B51	CC 2D63	CC 2B63	CC 2R61	CC 2D65	CC 9B53	CC 2D65	CC 2B65	CC 2R63	CC 2D67	CC 9B55	CC 2D67	CC 2B67	CC 2R65	CC 2D69	CC 9B57
Shoeburyness (SRY)	d		1943	1956		2009		2013	2026		2039		2043	2056		2109		2113	2126
Thorpe Bay (TPB)	d		1947	2000		2013		2017	2030		2043		2047	2100		2113		2117	2130
Southend East (SOE)	d		1949	2002		2015		2019	2032		2045		2049	2102		2115		2119	2132
Southend Central (SOC)	a		1952	2005		2018		2022	2035		2048		2052	2105		2118		2122	2135
Southend Central (SOC)	d		1952	2005		2018		2022	2035		2048		2052	2105		2118		2122	2135
Westcliff (WCF)	d		1954	2007		2020		2024	2037		2050		2054	2107		2120		2124	2137
Chalkwell (CHW)	d		1957	2010		2023		2027	2040		2053		2057	2110		2123		2127	2140
Leigh-on-Sea (LES)	d		2000	2012		2026		2030	2042		2056		2100	2112		2126		2130	2142
Benfleet (BEF)	d		2005	2017		2031		2035	2047		2101		2105	2117		2131		2135	2147
Pitsea (PSE)	d		2010			2034		2040			2104		2110			2134		2140	
Basildon (BSO)	d			2023		2038			2053		2108			2123		2138			2153
Laindon (LAI)	d			2027		2042			2057		2112			2127		2142			2157
West Horndon (WHR)	d					2046					2116					2146			
Stanford-le-Hope (SFO)	d		2016					2046					2116						2146
East Tilbury (ETL)	d		2020					2050					2120						2150
Tilbury Town (TIL)	8 d		2026					2056					2126						2156
Grays (GRY)	a		2029		←			2059		←			2129		←				2159
Grays (GRY)	d	2022	2030		2030		2052	2100		2100		2122	2130		2130		2152	2200	
Purfleet (PFL)	d	2028	←				2058	←				2128	←				2158	←	
Rainham (RNM)	d	2033					2103					2133					2203		
Dagenham Dock (DDK)	d	2036					2106					2136					2206		
Chafford Hundred Lakeside (CFH)	d				2034						2104					2134			
Ockendon (OCK)	d				2038						2108					2138			
Upminster (UPM)	⊖ d			2036	2044	2052			2106	2114	2122			2136	2144	2152			2206
Barking (BKG)	⊖ d	2042		2047	2053	2100	2112		2117	2123	2130	2142		2147	2153	2200	2212		2217
Stratford (SRA)	⊖ DLR 7 a			2055					2125					2155					2225
London Liverpool Street (LST)	⊖ 15 a			2105					2135					2205					2235
West Ham (WEH)	⊖ DLR d	2048			2058	2106	2118			2128	2136	2148			2158	2206	2218		
Limehouse (LHS)	DLR d	2053			2103	2111	2123			2133	2141	2153			2203	2211	2223		
London Fenchurch Street (FST)	7 a	2058			2109	2116	2128			2139	2146	2158			2209	2216	2228		

Operator	Train ID	CC 2D69	CC 2B69	CC 2R67	CC 2D71	CC 9B59	CC 2D71	CC 2B71	CC 2R69	CC 2D73	CC 9B61	CC 2D73	CC 2B73	CC 2R71	CC 2D75	CC 2B75	CC 2B77	CC 2D79
Shoeburyness (SRY)	d		2139		2143	2156		2209		2213	2226		2239		2243	2309	2329	2333
Thorpe Bay (TPB)	d		2143		2147	2200		2213		2217	2230		2243		2247	2313	2333	2337
Southend East (SOE)	d		2145		2149	2202		2215		2219	2232		2245		2249	2315	2335	2339
Southend Central (SOC)	a		2148		2152	2205		2218		2222	2235		2248		2252	2318	2338	2342
Southend Central (SOC)	d		2148		2152	2205		2218		2222	2235		2248		2252	2318	2338	2342
Westcliff (WCF)	d		2150		2154	2207		2220		2224	2237		2250		2254	2320	2340	2344
Chalkwell (CHW)	d		2153		2157	2210		2223		2227	2240		2253		2257	2323	2343	2347
Leigh-on-Sea (LES)	d		2156		2200	2212		2226		2230	2242		2256		2300	2326	2346	2350
Benfleet (BEF)	d		2201		2205	2217		2231		2235	2247		2301		2305	2331	2351	2354
Pitsea (PSE)	d		2204		2210			2234		2240			2304		2310	2334	2354	2359
Basildon (BSO)	d		2208			2223		2238			2253		2308			2338	2358	
Laindon (LAI)	d		2212			2227		2242			2257		2312			2342	0001	
West Horndon (WHR)	d		2216					2246					2316			2346	0006	
Stanford-le-Hope (SFO)	d				2216					2246					2316			0005
East Tilbury (ETL)	d				2220					2250					2320			0009
Tilbury Town (TIL)	8 d				2226					2256					2326			0015
Grays (GRY)	a	←			2229		←			2259		←			2329			0018
Grays (GRY)	d	2200		2222	2230		2230		2252	2300		2300		2322	2330			0019
Purfleet (PFL)	d			2228	←				2258	←					2328			
Rainham (RNM)	d			2233					2303						2333			
Dagenham Dock (DDK)	d			2236					2306						2336			
Chafford Hundred Lakeside (CFH)	d	2204					2234					2304			2334			0024
Ockendon (OCK)	d	2208					2238					2308			2338			0028
Upminster (UPM)	⊖ d	2214	2222			2236	2244	2252			2306	2314	2322		2344	2352	0011	0034
Barking (BKG)	⊖ d	2223	2230	2242		2246	2253	2300	2312		2316	2323	2330	2342	2353	2359	0020	0043a
Stratford (SRA)	⊖ DLR 7 a				2255						2325							
London Liverpool Street (LST)	⊖ 15 a				2305						2335							
West Ham (WEH)	⊖ DLR d	2228	2236	2248			2258	2306	2318				2328	2336	2348	2358	0006	0025
Limehouse (LHS)	DLR d	2233	2241	2253			2303	2311	2323				2333	2341	2353	0003	0011	0030
London Fenchurch Street (FST)	7 a	2239	2246	2258			2309	2316	2328				2339	2346	2359	0010	0016	0036

NOTES (see introductory pages for explanation of train operator codes and standard symbols)

- a Arrival time
- d Departure time

Shoeburyness, Southend Central, Tilbury, Grays and Basildon to Upminster, Barking and London

Sundays

Operator Train ID	CC 2D75	CC 2B75	CC 2B77	CC 2D79	CC 2B01	CC 2D99	CC 2B03	CC 2D99	CC 2B05	CC 2D01	CC 2B07	CC 2D01	CC 2R01	CC 2D03	CC 2B09	CC 2D03	CC 2R03	CC 2D05
Shoeburyness (SRY)	d				0540	0602	0610		0626	0643	0656			0713	0726			0743
Thorpe Bay (TPB)	d				0544	0606	0614		0630	0647	0700			0717	0730			0747
Southend East (SOE)	d				0546	0608	0616		0632	0649	0702			0719	0732			0749
Southend Central (SOC)	a				0549	0611	0619		0635	0652	0705			0722	0735			0752
Southend Central (SOC)	d				0549	0611	0619		0635	0652	0705			0722	0735			0752
Westcliff (WCF)	d				0551	0613	0621		0637	0654	0707			0724	0737			0754
Chalkwell (CHW)	d				0554	0616	0624		0640	0657	0710			0727	0740			0757
Leigh-on-Sea (LES)	d				0556	0619	0626		0642	0700	0712			0730	0742			0800
Benfleet (BEF)	d				0601	0624	0631		0647	0705	0717			0735	0747			0805
Pitsea (PSE)	d				0604	0629	0634		0650	0710	0720			0740	0750			0810
Basildon (BSO)	d				0608		0638		0654		0724				0754			
Laindon (LAI)	d		0001		0611		0641		0657		0727				0757			
West Horndon (WHR)	d		0006		0616		0646		0702		0732				0802			
Stanford-le-Hope (SFO)	d			0005		0635				0716				0746				0816
East Tilbury (ETL)	d			0009		0638				0719				0749				0819
Tilbury Town (TIL)	3 d			0015		0644				0725				0755				0825
Grays (GRY)	a			0018		0647		←		0728		←		0758		←		0828
Grays (GRY)	d			0019		0648		0648		0730		0730	0742	0800		0800	0822	0830
Purfleet (PFL)	d					←			←				0748	←			0828	←
Rainham (RNM)	d												0753				0833	
Dagenham Dock (DDK)	d												0756				0837	
Chafford Hundred Lakeside (CFH)	d			0024				0651					0733			0803		
Ockendon (OCK)	d			0028				0655					0737			0807		
Upminster (UPM)	⊖ d		0011	0034	0621		0651	0702	0707		0737	0744			0807	0814		
Barking (BKG)	⊖ d		0020	0043a	0629		0659	0711	0715		0745	0753	0802		0815	0823	0842	
Stratford (SRA)	⊖ DLR 7 a																	
London Liverpool Street (LST)	⊖ 15 a																	
West Ham (WEH)	⊖ DLR d		0006	0025	0634		0704	0716	0720		0750	0758	0808		0820	0828	0848	
Limehouse (LHS)	DLR d	0003	0011	0030	0639		0709	0721	0725		0755	0803	0813		0825	0833	0853	
London Fenchurch Street (FST)	7 a	0010	0016	0036	0645		0716	0728	0732		0802	0809	0818		0832	0839	0858	

Operator Train ID	CC 2B11	CC 2D05	CC 2R05	CC 2D07	CC 9B01	CC 2D07	CC 2R07	CC 2D09	CC 9B03	CC 2D09	CC 2R09	CC 2D11	CC 9B05	CC 2D11	CC 2R11	CC 2D13	CC 9B07	CC 2D13
Shoeburyness (SRY)	d	0756			0813	0826		0843	0856			0913	0926			0943	0956	
Thorpe Bay (TPB)	d	0800			0817	0830		0847	0900			0917	0930			0947	1000	
Southend East (SOE)	d	0802			0819	0832		0849	0902			0919	0932			0949	1002	
Southend Central (SOC)	a	0805			0822	0835		0852	0905			0922	0935			0952	1005	
Southend Central (SOC)	d	0805			0822	0835		0852	0905			0922	0935			0952	1005	
Westcliff (WCF)	d	0807			0824	0837		0854	0907			0924	0937			0954	1007	
Chalkwell (CHW)	d	0810			0827	0840		0857	0910			0927	0940			0957	1010	
Leigh-on-Sea (LES)	d	0812			0830	0842		0900	0912			0930	0942			1000	1012	
Benfleet (BEF)	d	0817			0835	0847		0905	0917			0935	0947			1005	1017	
Pitsea (PSE)	d	0820			0840	0850		0910	0920			0940	0950			1010	1020	
Basildon (BSO)	d	0824				0854			0924				0954				1024	
Laindon (LAI)	d	0827				0857			0927				0957				1027	
West Horndon (WHR)	d	0832				0902			0932				1002				1032	
Stanford-le-Hope (SFO)	d			0846				0916				0946				1016		
East Tilbury (ETL)	d			0849				0919				0949				1019		
Tilbury Town (TIL)	3 d			0855				0925				0955				1025		
Grays (GRY)	a		←	0858		←		0928		←		0958		←		1028		←
Grays (GRY)	d		0830	0852	0900		0900	0922	0930		0930	1000		1000	1022	1030		1030
Purfleet (PFL)	d			0858	←			0928	←			←	0958			1028	←	
Rainham (RNM)	d			0903				0933				1003			1033			
Dagenham Dock (DDK)	d			0907				0937				1007			1037			
Chafford Hundred Lakeside (CFH)	d		0833			0903			0933					1003				1033
Ockendon (OCK)	d		0837			0907			0937					1007				1037
Upminster (UPM)	⊖ d	0837	0844		0907	0914		0937	0944			1007	1014			1037	1044	
Barking (BKG)	⊖ d	0846	0853	0912		0917	0923	0942	0947	0953	1012		1017	1023	1042		1047	1053
Stratford (SRA)	⊖ DLR 7 a				0925				0955				1025				1055	
London Liverpool Street (LST)	⊖ 15 a				0935				1005				1035				1105	
West Ham (WEH)	⊖ DLR d	0851	0858	0918		0928	0948			0958	1018			1028	1048			1058
Limehouse (LHS)	DLR d	0856	0903	0923		0933	0953			1003	1023			1033	1053			1103
London Fenchurch Street (FST)	7 a	0902	0909	0928		0939	0958			1009	1028			1039	1058			1109

NOTES (see introductory pages for explanation of train operator codes and standard symbols)

- a Arrival time
- d Departure time

Shoeburyness, Southend Central, Tilbury, Grays and Basildon to Upminster, Barking and London

Sundays

Operator	Train ID	CC 2R13	CC 2D15	CC 9B09	CC 2D15	CC 2R15	CC 2D17	CC 9B11	CC 2D17	CC 2R17	CC 2D19	CC 9B13	CC 2D19	CC 2R19	CC 2D21	CC 9B15	CC 2D21	CC 2R21	CC 2D23
Shoeburyness (SRY)	d		1013	1026			1043	1056			1113	1126			1143	1156			1213
Thorpe Bay (TPB)	d		1017	1030			1047	1100			1117	1130			1147	1200			1217
Southend East (SOE)	d		1019	1032			1049	1102			1119	1132			1149	1202			1219
Southend Central (SOC)	a		1022	1035			1052	1105			1122	1135			1152	1205			1222
Southend Central (SOC)	d		1022	1035			1052	1105			1122	1135			1152	1205			1222
Westcliff (WCF)	d		1024	1037			1054	1107			1124	1137			1154	1207			1224
Chalkwell (CHW)	d		1027	1040			1057	1110			1127	1140			1157	1210			1227
Leigh-on-Sea (LES)	d		1030	1042			1100	1112			1130	1142			1200	1212			1230
Benfleet (BEF)	d		1035	1047			1105	1117			1135	1147			1205	1217			1235
Pitsea (PSE)	d		1040	1050			1110	1120			1140	1150			1210	1220			1240
Basildon (BSO)	d			1054				1124				1154				1224			
Laindon (LAI)	d			1057				1127				1157				1227			
West Horndon (WHR)	d			1102				1132				1202				1232			
Stanford-le-Hope (SFO)	d		1046				1116				1146				1216				1246
East Tilbury (ETL)	d		1049				1119				1149				1219				1249
Tilbury Town (TIL)	8 d		1055				1125				1155				1225				1255
Grays (GRY)	a		1058		←		1128		←		1158		←		1228		←		1258
Grays (GRY)	d	1052	1100		1100	1122	1130		1130	1152	1200		1200	1222	1230		1230	1252	1300
Purfleet (PFL)	d	1058	←			1128	←			1158	←			1228	←			1258	←
Rainham (RNM)	d	1103				1133				1203				1233				1303	
Dagenham Dock (DDK)	d	1107				1137				1207				1237				1307	
Chafford Hundred Lakeside (CFH)	d				1103				1133				1203				1233		
Ockendon (OCK)	d				1107				1137				1207				1237		
Upminster (UPM)	⊖ d			1107	1114			1137	1144			1207	1214			1237	1244		
Barking (BKG)	⊖ d	1112		1117	1123	1142		1147	1153	1212		1217	1223	1242		1247	1253	1312	
Stratford (SRA)	⊖ DLR 7 a			1125				1155				1225				1255			
London Liverpool Street (LST)	⊖ 15 a			1135				1205				1235				1305			
West Ham (WEH)	⊖ DLR d	1118			1128	1148			1158	1218			1228	1248			1258	1318	
Limehouse (LHS)	DLR d	1123			1133	1153			1203	1223			1233	1253			1303	1323	
London Fenchurch Street (FST)	7 a	1128			1139	1158			1209	1228			1239	1258			1309	1328	

Operator	Train ID	CC 9B17	CC 2D23	CC 2R23	CC 2D25	CC 9B19	CC 2D25	CC 2R25	CC 2D27	CC 9B21	CC 2D27	CC 2R27	CC 2D29	CC 9B23	CC 2D29	CC 2R29	CC 2D31	CC 9B25	CC 2D31
Shoeburyness (SRY)	d	1226			1243	1256			1313	1326			1343	1356			1413	1426	
Thorpe Bay (TPB)	d	1230			1247	1300			1317	1330			1347	1400			1417	1430	
Southend East (SOE)	d	1232			1249	1302			1319	1332			1349	1402			1419	1432	
Southend Central (SOC)	a	1235			1252	1305			1322	1335			1352	1405			1422	1435	
Southend Central (SOC)	d	1235			1252	1305			1322	1335			1352	1405			1422	1435	
Westcliff (WCF)	d	1237			1254	1307			1324	1337			1354	1407			1424	1437	
Chalkwell (CHW)	d	1240			1257	1310			1327	1340			1357	1410			1427	1440	
Leigh-on-Sea (LES)	d	1242			1300	1312			1330	1342			1400	1412			1430	1442	
Benfleet (BEF)	d	1247			1305	1317			1335	1347			1405	1417			1435	1447	
Pitsea (PSE)	d	1250			1310	1320			1340	1350			1410	1420			1440	1450	
Basildon (BSO)	d	1254				1324				1354				1424				1454	
Laindon (LAI)	d	1257				1327				1357				1427				1457	
West Horndon (WHR)	d	1302				1332				1402				1432				1502	
Stanford-le-Hope (SFO)	d				1316				1346				1416				1446		
East Tilbury (ETL)	d				1319				1349				1419				1449		
Tilbury Town (TIL)	8 d				1325				1355				1425				1455		
Grays (GRY)	a		←		1328		←		1358		←		1428		←		1458		←
Grays (GRY)	d		1300	1322	1330		1330	1352	1400		1400	1422	1430		1430	1452	1500		1500
Purfleet (PFL)	d				1328	←			1358	←			1428	←			1458	←	
Rainham (RNM)	d				1333				1403				1433				1503		
Dagenham Dock (DDK)	d				1337				1407				1437				1507		
Chafford Hundred Lakeside (CFH)	d		1303				1333				1403				1433				1503
Ockendon (OCK)	d		1307				1337				1407				1437				1507
Upminster (UPM)	⊖ d	1307	1314			1337	1344			1407	1414			1437	1444			1507	1514
Barking (BKG)	⊖ d	1317	1323	1342		1347	1353	1412		1417	1423	1442		1447	1453	1512		1517	1523
Stratford (SRA)	⊖ DLR 7 a		1325			1355				1425				1458				1525	
London Liverpool Street (LST)	⊖ 15 a		1335			1405				1435				1509				1535	
West Ham (WEH)	⊖ DLR d		1328	1348			1358	1418			1428	1448			1458	1518			1528
Limehouse (LHS)	DLR d		1333	1353			1403	1423			1433	1453			1503	1523			1533
London Fenchurch Street (FST)	7 a		1339	1358			1409	1428			1439	1458			1509	1528			1539

NOTES (see introductory pages for explanation of train operator codes and standard symbols)

- a Arrival time
- d Departure time

Shoeburyness, Southend Central, Tilbury, Grays and Basildon to Upminster, Barking and London

Sundays

Operator Train ID	CC 2R31	CC 2D33	CC 9B27	CC 2D33	CC 2R33	CC 2D35	CC 9B29	CC 2D35	CC 2R35	CC 2D37	CC 9B31	CC 2D37	CC 2R37	CC 2D39	CC 9B33	CC 2D39	CC 2R39	CC 2D41	
Shoeburyness (SRY)	d		1443	1456			1513	1526			1543	1556			1613	1626		1643	
Thorpe Bay (TPB)	d		1447	1500			1517	1530			1547	1600			1617	1630		1647	
Southend East (SOE)	d		1449	1502			1519	1532			1549	1602			1619	1632		1649	
Southend Central (SOC)	a		1452	1505			1522	1535			1552	1605			1622	1635		1652	
Southend Central (SOC)	d		1452	1505			1522	1535			1552	1605			1622	1635		1652	
Westcliff (WCF)	d		1454	1507			1524	1537			1554	1607			1624	1637		1654	
Chalkwell (CHW)	d		1457	1510			1527	1540			1557	1610			1627	1640		1657	
Leigh-on-Sea (LES)	d		1500	1512			1530	1542			1600	1612			1630	1642		1700	
Benfleet (BEF)	d		1505	1517			1535	1547			1605	1617			1635	1647		1705	
Pitsea (PSE)	d		1510	1520			1540	1550			1610	1620			1640	1650		1710	
Basildon (BSO)	d			1524				1554				1624				1654			
Laindon (LAI)	d			1527				1557				1627				1657			
West Horndon (WHR)	d			1532				1602				1632				1702			
Stanford-le-Hope (SFO)	d		1516				1546				1616				1646			1716	
East Tilbury (ETL)	d		1519				1549				1619				1649			1719	
Tilbury Town (TIL)	8 d		1525				1555				1625				1655			1725	
Grays (GRY)	a		1528		←		1558		←		1628		←		1658		←	1728	
Grays (GRY)	d	1522	1530		1530	1552	1600		1600	1622	1630		1630	1652	1700		1700	1722	1730
Purfleet (PFL)	d	1528	←			1558	←			1628	←			1658	←			1728	←
Rainham (RNM)	d	1533				1603				1633				1703				1733	
Dagenham Dock (DDK)	d	1537				1607				1637				1707				1737	
Chafford Hundred Lakeside (CFH)	d				1533				1603					1633				1703	
Ockendon (OCK)	d				1537				1607					1637				1707	
Upminster (UPM)	⊖ d			1537	1544			1607	1614			1637	1644			1707	1714		
Barking (BKG)	⊖ d	1542		1547	1553	1612		1617	1623	1642		1647	1653	1712		1717	1723	1742	
Stratford (SRA)	⊖ DLR 7 a			1555				1625				1655				1725			
London Liverpool Street (LST)	⊖ 15 a			1605				1635				1705				1735			
West Ham (WEH)	⊖ DLR d	1548			1558	1618			1628	1648			1658	1718				1728	1748
Limehouse (LHS)	DLR d	1553			1603	1623			1633	1653			1703	1723				1733	1753
London Fenchurch Street (FST)	7 a	1558			1609	1628			1639	1658			1709	1728				1739	1758

Operator Train ID	CC 9B35	CC 2D41	CC 2R41	CC 2D43	CC 9B37	CC 2D43	CC 2R43	CC 2D45	CC 9B39	CC 2D45	CC 2R45	CC 2D47	CC 9B41	CC 2D47	CC 2R47	CC 2D49	CC 9B43	CC 2D49	
Shoeburyness (SRY)	d	1656			1713	1726			1743	1756			1813	1826			1843	1856	
Thorpe Bay (TPB)	d	1700			1717	1730			1747	1800			1817	1830			1847	1900	
Southend East (SOE)	d	1702			1719	1732			1749	1802			1819	1832			1849	1902	
Southend Central (SOC)	a	1705			1722	1735			1752	1805			1822	1835			1852	1905	
Southend Central (SOC)	d	1705			1722	1735			1752	1805			1822	1835			1852	1905	
Westcliff (WCF)	d	1707			1724	1737			1754	1807			1824	1837			1854	1907	
Chalkwell (CHW)	d	1710			1727	1740			1757	1810			1827	1840			1857	1910	
Leigh-on-Sea (LES)	d	1712			1730	1742			1800	1812			1830	1842			1900	1912	
Benfleet (BEF)	d	1717			1735	1747			1805	1817			1835	1847			1905	1917	
Pitsea (PSE)	d	1720			1740	1750			1810	1820			1840	1850			1910	1920	
Basildon (BSO)	d	1724				1754				1824				1854				1924	
Laindon (LAI)	d	1727				1757				1827				1857				1927	
West Horndon (WHR)	d	1732				1802				1832				1902				1932	
Stanford-le-Hope (SFO)	d				1746				1816				1846					1916	
East Tilbury (ETL)	d				1749				1819				1849					1919	
Tilbury Town (TIL)	8 d				1755				1825				1855					1925	
Grays (GRY)	a		←		1758		←		1828		←		1858		←		1928		←
Grays (GRY)	d		1730	1752	1800		1800	1822	1830		1830	1852	1900		1900	1922	1930		1930
Purfleet (PFL)	d				1758	←			1828	←			1858	←			1928	←	
Rainham (RNM)	d				1803				1833				1903				1933		
Dagenham Dock (DDK)	d				1807				1837				1907				1937		
Chafford Hundred Lakeside (CFH)	d		1733				1803					1833			1903				1933
Ockendon (OCK)	d		1737				1807					1837			1907				1937
Upminster (UPM)	⊖ d	1737	1744			1807	1814			1837	1844			1907	1914			1937	1944
Barking (BKG)	⊖ d	1747	1753	1812		1817	1823	1842		1847	1853	1912		1917	1923	1942		1947	1953
Stratford (SRA)	⊖ DLR 7 a		1755			1825				1858				1925				1955	
London Liverpool Street (LST)	⊖ 15 a		1805			1835				1909				1935				2005	
West Ham (WEH)	⊖ DLR d		1758	1818			1828	1848				1858	1918			1928	1948		1958
Limehouse (LHS)	DLR d		1803	1823			1833	1853				1903	1923			1933	1953		2003
London Fenchurch Street (FST)	7 a		1809	1828			1839	1858				1909	1928			1939	1958		2009

NOTES (see introductory pages for explanation of train operator codes and standard symbols)

- a Arrival time
- d Departure time

Shoeburyness, Southend Central, Tilbury, Grays and Basildon to Upminster, Barking and London

Sundays

Operator	Train ID	CC 2R49	CC 2D51	CC 9B45	CC 2D51	CC 2R51	CC 2D53	CC 9B47	CC 2D53	CC 2R53	CC 2D55	CC 9B49	CC 2D55	CC 2R55	CC 2D57	CC 9B51	CC 2D57	CC 2R57	CC 2D59
Shoeburyness (SRY)	d		1913	1926			1943	1956			2013	2026			2043	2056			2113
Thorpe Bay (TPB)	d		1917	1930			1947	2000			2017	2030			2047	2100			2117
Southend East (SOE)	d		1919	1932			1949	2002			2019	2032			2049	2102			2119
Southend Central (SOC)	a		1922	1935			1952	2005			2022	2035			2052	2105			2122
Southend Central (SOC)	d		1922	1935			1952	2005			2022	2035			2052	2105			2122
Westcliff (WCF)	d		1924	1937			1954	2007			2024	2037			2054	2107			2124
Chalkwell (CHW)	d		1927	1940			1957	2010			2027	2040			2057	2110			2127
Leigh-on-Sea (LES)	d		1930	1942			2000	2012			2030	2042			2100	2112			2130
Benfleet (BEF)	d		1935	1947			2005	2017			2035	2047			2105	2117			2135
Pitsea (PSE)	d		1940	1950			2010	2020			2040	2050			2110	2120			2140
Basildon (BSO)	d			1954				2024				2054				2124			
Laindon (LAI)	d			1957				2027				2057				2127			
West Horndon (WHR)	d			2002				2032				2102				2132			
Stanford-le-Hope (SFO)	d		1946				2016				2046				2116				2146
East Tilbury (ETL)	d		1949				2019				2049				2119				2149
Tilbury Town (TIL)	8 d		1955				2025				2055				2125				2155
Grays (GRY)	a		1958		←		2028		←		2058		←		2128		←		2158
Grays (GRY)	d	1952	2000		2000	2022	2030		2030	2052	2100		2100	2122	2130		2130	2152	2200
Purfleet (PFL)	d	1958	←			2028	←			2058	←			2128	←			2158	←
Rainham (RNM)	d	2003				2033				2103				2133				2203	
Dagenham Dock (DDK)	d	2007				2037				2107				2137				2207	
Chafford Hundred Lakeside (CFH)	d				2003				2033					2103				2133	
Ockendon (OCK)	d				2007				2037					2107				2137	
Upminster (UPM)	⊖ d			2007	2014			2037	2044			2107	2114				2137	2144	
Barking (BKG)	⊖ d	2012		2017	2023	2042		2047	2053	2112		2117	2123	2142			2147	2153	2212
Stratford (SRA)	⊖ DLR 7 a			2025				2055				2125					2155		
London Liverpool Street (LST)	⊖ 15 a			2035				2105				2135					2205		
West Ham (WEH)	⊖ DLR d	2018			2028	2048			2058	2118				2128	2148			2158	2218
Limehouse (LHS)	DLR d	2023			2033	2053			2103	2123				2133	2153			2203	2223
London Fenchurch Street (FST)	7 a	2028			2039	2058			2109	2128				2139	2159			2209	2228

Operator	Train ID	CC 9B53	CC 2D59	CC 2D61	CC 9B55	CC 2D61	CC 2R59	CC 2B13	CC 2D63	CC 2B15	CC 2D63
Shoeburyness (SRY)	d	2126		2143	2156			2210	2226	2240	
Thorpe Bay (TPB)	d	2130		2147	2200			2214	2230	2244	
Southend East (SOE)	d	2132		2149	2202			2216	2232	2246	
Southend Central (SOC)	a	2135		2152	2205			2219	2235	2249	
Southend Central (SOC)	d	2135		2152	2205			2219	2235	2249	
Westcliff (WCF)	d	2137		2154	2207			2221	2237	2251	
Chalkwell (CHW)	d	2140		2157	2210			2224	2240	2254	
Leigh-on-Sea (LES)	d	2142		2200	2212			2226	2243	2256	
Benfleet (BEF)	d	2147		2205	2217			2231	2248	2301	
Pitsea (PSE)	d	2150		2210	2220			2234	2253	2304	
Basildon (BSO)	d	2154			2224			2238		2308	
Laindon (LAI)	d	2157			2227			2241		2311	
West Horndon (WHR)	d	2202			2232			2246		2316	
Stanford-le-Hope (SFO)	d			2216				2259			
East Tilbury (ETL)	d			2219				2302			
Tilbury Town (TIL)	8 d			2225				2308			
Grays (GRY)	a		←	2228		←		2311		←	
Grays (GRY)	d		2200	2230		2230	2235	2312		2312	
Purfleet (PFL)	d			←				2241			
Rainham (RNM)	d							2246			
Dagenham Dock (DDK)	d							2250			
Chafford Hundred Lakeside (CFH)	d		2203			2233					2315
Ockendon (OCK)	d		2207			2237					2319
Upminster (UPM)	⊖ d	2207	2214		2237	2244		2251		2321	2326
Barking (BKG)	⊖ d	2217	2223		2247	2253	2256	2300		2330	2335
Stratford (SRA)	⊖ DLR 7 a		2225		2255						
London Liverpool Street (LST)	⊖ 15 a		2235		2305						
West Ham (WEH)	⊖ DLR d		2228			2258	2302	2305		2335	2340
Limehouse (LHS)	DLR d		2233			2303	2307	2310		2340	2345
London Fenchurch Street (FST)	7 a		2239			2309	2313	2316		2346	2351

NOTES (see introductory pages for explanation of train operator codes and standard symbols)

- a Arrival time
- d Departure time