

London to Catford Bridge, Elmers End and Hayes

Mondays to Fridays

Operator Train ID	SE 2V01	SE 1V02	SE 2V03	SE 1V04	SE 2V05	SE 1V06	SE 2V07	SE 1V08	SE 2V09	SE 1V10	SE 2V11	SE 1V12	SE 2V13	SE 1V14	SE 2V15	SE 1V16	SE 2V17	SE 1V18
London Charing Cross (CHX) d		0607		0637		0707		0737		0807		0837		0907		0937		1007
London Waterloo (East) (WAE) d		0610		0640		0710		0740		0810		0840		0910		0940		1010
London Cannon Street (CST) d	0557		0627		0657		0727		0757		0827		0857		0927		0957	
London Bridge (LBG) d	0601	0616	0631	0646	0701	0716	0732	0746	0801	0816	0831	0846	0901	0916	0931	0946	1001	1016
New Cross (NWX) d	0607		0637		0707		0738		0807		0837		0907		0937		1007	
St Johns (SAJ) d	0609		0639		0709				0809		0839		0909		0939		1009	
Lewisham (LEW) d	0613		0643		0713		0743		0813		0843		0913		0943		1013	
Ladywell (LAD) d	0616	0625	0646	0655	0716	0725	0746	0755	0816	0825	0846	0855	0916	0925	0946	0955	1016	1025
Catford Bridge (CFB) d	0618	0628	0648	0658	0718	0728	0748	0758	0818	0828	0848	0858	0918	0928	0948	0958	1018	1028
Lower Sydenham (LSY) d	0621	0631	0651	0701	0721	0731	0751	0801	0821	0831	0851	0901	0921	0931	0951	1001	1021	1031
New Beckenham (NBC) d	0623	0633	0653	0703	0723	0733	0753	0803	0823	0833	0853	0903	0923	0933	0953	1003	1023	1033
Clock House (CLK) d	0626	0635	0656	0705	0726	0735	0756	0805	0826	0835	0856	0905	0926	0935	0956	1005	1026	1035
Elmers End (ELE) d	0629	0638	0659	0708	0729	0738	0759	0808	0829	0838	0859	0908	0929	0938	0959	1008	1029	1038
Eden Park (EDN) d	0632	0642	0702	0712	0732	0742	0802	0812	0832	0842	0902	0912	0932	0942	1002	1012	1032	1042
West Wickham (WWI) d	0635	0644	0705	0714	0735	0744	0805	0814	0835	0844	0905	0914	0935	0944	1005	1014	1035	1044
Hayes (Kent) (HYS) a	0638	0648	0708	0718	0738	0748	0808	0818	0838	0848	0908	0918	0938	0948	1008	1018	1038	1048

Operator Train ID	SE 2V19	SE 1V20	SE 2V21	SE 1V22	SE 2V23	SE 1V24	SE 2V25	SE 1V26	SE 2V27	SE 1V28	SE 2V29	SE 1V30	SE 2V31	SE 1V32	SE 2V33	SE 1V34	SE 2V35	SE 1V36
London Charing Cross (CHX) d		1037		1107		1137		1207		1237		1307		1337		1407		1437
London Waterloo (East) (WAE) d		1040		1110		1140		1210		1240		1310		1340		1410		1440
London Cannon Street (CST) d	1027		1057		1127		1157		1227		1257		1327		1357		1427	
London Bridge (LBG) d	1031	1046	1101	1116	1131	1146	1201	1216	1231	1246	1301	1316	1331	1346	1401	1416	1431	1446
New Cross (NWX) d	1037		1107		1137		1207		1237		1307		1337		1407		1437	
St Johns (SAJ) d	1039		1109		1139		1209		1239		1309		1339		1409		1439	
Lewisham (LEW) d	1043		1113		1143		1213		1243		1313		1343		1413		1443	
Ladywell (LAD) d	1046	1055	1116	1125	1146	1155	1216	1225	1246	1255	1316	1325	1346	1355	1416	1425	1446	1455
Catford Bridge (CFB) d	1048	1058	1118	1128	1148	1158	1218	1228	1248	1258	1318	1328	1348	1358	1418	1428	1448	1458
Lower Sydenham (LSY) d	1051	1101	1121	1131	1151	1201	1221	1231	1251	1301	1321	1331	1351	1401	1421	1431	1451	1501
New Beckenham (NBC) d	1053	1103	1123	1133	1153	1203	1223	1233	1253	1303	1323	1333	1353	1403	1423	1433	1453	1503
Clock House (CLK) d	1056	1105	1126	1135	1156	1205	1226	1235	1256	1305	1326	1335	1356	1405	1426	1435	1456	1505
Elmers End (ELE) d	1059	1108	1129	1138	1159	1208	1229	1238	1259	1308	1329	1338	1359	1408	1429	1438	1459	1508
Eden Park (EDN) d	1102	1112	1132	1142	1202	1212	1232	1242	1302	1312	1332	1342	1402	1412	1432	1442	1502	1512
West Wickham (WWI) d	1105	1114	1135	1144	1205	1214	1235	1244	1305	1314	1335	1344	1405	1414	1435	1444	1505	1514
Hayes (Kent) (HYS) a	1108	1118	1138	1148	1208	1218	1238	1248	1308	1318	1338	1348	1408	1418	1438	1448	1508	1518

Operator Train ID	SE 2V37	SE 1V38	SE 2V39	SE 1V40	SE 2V41	SE 1V42	SE 2V43	SE 1V44	SE 2V45	SE 1V46	SE 2V47	SE 1V48	SE 2V49	SE 1V50	SE 2V51	SE 1V52	SE 2V53	SE 1V54
London Charing Cross (CHX) d		1507		1537		1607		1637		1707		1737		1807		1837		1907
London Waterloo (East) (WAE) d		1510		1540		1610		1640		1710		1740		1810		1840		1910
London Cannon Street (CST) d	1457		1527		1557		1627		1656		1726		1756		1826		1856	
London Bridge (LBG) d	1501	1516	1531	1546	1601	1616	1631	1646	1701	1716	1731	1746	1801	1816	1831	1846	1901	1916
New Cross (NWX) d	1507		1537		1607		1637		1707		1737		1807		1837		1907	
St Johns (SAJ) d	1509		1539		1609		1639		1709		1739		1809		1839		1909	
Lewisham (LEW) d	1513		1543		1613		1643		1713		1743		1813		1843		1913	
Ladywell (LAD) d	1516	1525	1546	1555	1616	1625	1646	1655	1716	1725	1746	1755	1816	1825	1846	1855	1916	1925
Catford Bridge (CFB) d	1518	1528	1548	1558	1618	1628	1648	1658	1718	1728	1748	1758	1818	1828	1848	1858	1918	1928
Lower Sydenham (LSY) d	1521	1531	1551	1601	1621	1631	1651	1701	1721	1731	1751	1801	1821	1831	1851	1901	1921	1931
New Beckenham (NBC) d	1523	1533	1553	1603	1623	1633	1653	1703	1723	1733	1753	1803	1823	1833	1853	1903	1923	1933
Clock House (CLK) d	1526	1535	1556	1605	1626	1635	1656	1705	1726	1735	1756	1805	1826	1835	1856	1905	1926	1935
Elmers End (ELE) d	1529	1538	1559	1608	1629	1638	1659	1708	1729	1738	1759	1808	1829	1838	1859	1908	1929	1938
Eden Park (EDN) d	1532	1542	1602	1612	1632	1642	1702	1712	1732	1742	1802	1812	1832	1842	1902	1912	1932	1942
West Wickham (WWI) d	1535	1544	1605	1614	1635	1644	1705	1714	1735	1744	1805	1814	1835	1844	1905	1914	1935	1944
Hayes (Kent) (HYS) a	1538	1548	1608	1618	1638	1648	1710	1718	1740	1748	1810	1818	1840	1848	1910	1918	1940	1948










For the complete service between London and Lewisham see table 183










NOTES (see introductory pages for explanation of train operator codes and standard symbols)

- a Arrival time
- d Departure time

London to Catford Bridge, Elmers End and Hayes

Mondays to Fridays

Operator Train ID Days of operation/Notes	SE	SE	SE	SE	SE	SE	SE	SE	SE	SE	SE	SE	SE	SE	SE	SE	SE	SE
	2V55	1V56	2V57	1V58	2V59	1V60	2V61	1V62	2V63	1V64	2V65	1V66	2V67	1V68	2V69	1V70	2V71	1V72 MTX
London Charing Cross (CHX)  d		1937		2007		2037		2107		2137		2207		2237		2307		2337
London Waterloo (East) (WAE)  d		1940		2010		2040		2110		2140		2210		2240		2310		2340
London Cannon Street (CST)  d	1927		1957		2027		2057		2127		2157		2227		2257		2327	
London Bridge (LBG)  d	1931	1946	2001	2016	2031	2046	2101	2116	2131	2146	2201	2216	2231	2246	2301	2316	2331	2346
New Cross (NWX)  d	1937		2007		2037		2107		2137		2207		2237		2307		2337	
St Johns (SAJ) d	1939		2009		2039		2109		2139		2209		2239		2309		2339	
Lewisham (LEW)   d	1943		2013		2043		2113		2143		2213		2243		2313		2343	
Ladywell (LAD) d	1946	1955	2016	2025	2046	2055	2116	2125	2146	2155	2216	2225	2246	2255	2316	2325	2346	2355
Catford Bridge (CFB) d	1948	1958	2018	2028	2048	2058	2118	2128	2148	2158	2218	2228	2248	2258	2318	2328	2348	2358
Lower Sydenham (LSY) d	1951	2001	2021	2031	2051	2101	2121	2131	2151	2201	2221	2231	2251	2301	2321	2331	2351	0001
New Beckenham (NBC)  d	1953	2003	2023	2033	2053	2103	2123	2133	2153	2203	2223	2233	2253	2303	2323	2333	2353	0003
Clock House (CLK) d	1956	2005	2026	2035	2056	2105	2126	2135	2156	2205	2226	2235	2256	2305	2326	2335	2356	0005
Elmers End (ELE)  d	1959	2008	2029	2038	2059	2108	2129	2138	2159	2208	2229	2238	2259	2308	2329	2338	2359	0008
Eden Park (EDN) d	2002	2012	2032	2042	2102	2112	2132	2142	2202	2212	2232	2242	2302	2312	2332	2342	0002	0012
West Wickham (WWI) d	2005	2014	2035	2044	2105	2114	2135	2144	2205	2214	2235	2244	2305	2314	2335	2344	0005	0014
Hayes (Kent) (HYS) a	2008	2018	2038	2048	2108	2118	2138	2148	2208	2218	2238	2248	2308	2318	2338	2348	0008	0018

Operator Train ID Days of operation/Notes	SE	SE
	2V75 TWO	2V74 THFO A
London Charing Cross (CHX)  d		0007
London Waterloo (East) (WAE)  d		0010
London Cannon Street (CST)  d	0012	
London Bridge (LBG)  d	0016	0016
New Cross (NWX)  d		
St Johns (SAJ) d		
Lewisham (LEW)   d	0028	0028
Ladywell (LAD) d	0031	0031
Catford Bridge (CFB) d	0033	0033
Lower Sydenham (LSY) d	0036	0036
New Beckenham (NBC)  d	0038	0038
Clock House (CLK) d	0041	0041
Elmers End (ELE)  d	0044	0044
Eden Park (EDN) d	0047	0047
West Wickham (WWI) d	0050	0050
Hayes (Kent) (HYS) a	0054	0054

NOTES (see introductory pages for explanation of train operator codes and standard symbols)

a Arrival time
d Departure time

A Also runs Friday night/Saturday morning

MTX Not Mondays and Tuesdays

THFO Thursdays and Fridays only

TWO Tuesdays and Wednesdays only

London to Catford Bridge, Elmers End and Hayes

Saturdays

Operator Train ID	SE 2V01	SE 2V03	SE 2V05	SE 1V06	SE 2V07	SE 1V08	SE 2V09	SE 1V10	SE 2V11	SE 1V12	SE 2V13	SE 1V14	SE 2V15	SE 1V16	SE 2V17	SE 1V18	SE 2V19	SE 1V20
London Charing Cross (CHX) d				0707		0737		0807		0837		0907		0937		1007		1037
London Waterloo (East) (WAE) d				0710		0740		0810		0840		0910		0940		1010		1040
London Cannon Street (CST) d	0557	0627	0657		0727		0757		0827		0857		0927		0957		1027	
London Bridge (LBG) d	0601	0631	0701	0716	0731	0746	0801	0816	0831	0846	0901	0916	0931	0946	1001	1016	1031	1046
New Cross (NWX) d	0607	0637	0707		0737		0807		0837		0907		0937		1007		1037	
St Johns (SAJ) d	0609	0639	0709		0739		0809		0839		0909		0939		1009		1039	
Lewisham (LEW) d	0613	0643	0713		0743		0813		0843		0913		0943		1013		1043	
Ladywell (LAD) d	0616	0646	0716	0725	0746	0755	0816	0825	0846	0855	0916	0925	0946	0955	1016	1025	1046	1055
Catford Bridge (CFB) d	0618	0648	0718	0728	0748	0758	0818	0828	0848	0858	0918	0928	0948	0958	1018	1028	1048	1058
Lower Sydenham (LSY) d	0621	0651	0721	0731	0751	0801	0821	0831	0851	0901	0921	0931	0951	1001	1021	1031	1051	1101
New Beckenham (NBC) d	0623	0653	0723	0733	0753	0803	0823	0833	0853	0903	0923	0933	0953	1003	1023	1033	1053	1103
Clock House (CLK) d	0626	0656	0726	0735	0756	0805	0826	0835	0856	0905	0926	0935	0956	1005	1026	1035	1056	1105
Elmers End (ELE) d	0629	0659	0729	0738	0759	0808	0829	0838	0859	0908	0929	0938	0959	1008	1029	1038	1059	1108
Eden Park (EDN) d	0632	0702	0732	0742	0802	0812	0832	0842	0902	0912	0932	0942	1002	1012	1032	1042	1102	1112
West Wickham (WWI) d	0635	0705	0735	0744	0805	0814	0835	0844	0905	0914	0935	0944	1005	1014	1035	1044	1105	1114
Hayes (Kent) (HYS) a	0638	0708	0738	0748	0808	0818	0838	0848	0908	0918	0938	0948	1008	1018	1038	1048	1108	1118

Operator Train ID	SE 2V21	SE 1V22	SE 2V23	SE 1V24	SE 2V25	SE 1V26	SE 2V27	SE 1V28	SE 2V29	SE 1V30	SE 2V31	SE 1V32	SE 2V33	SE 1V34	SE 2V35	SE 1V36	SE 2V37	SE 1V38
London Charing Cross (CHX) d		1107		1137		1207		1237		1307		1337		1407		1437		1507
London Waterloo (East) (WAE) d		1110		1140		1210		1240		1310		1340		1410		1440		1510
London Cannon Street (CST) d	1057		1127		1157		1227		1257		1327		1357		1427		1457	
London Bridge (LBG) d	1101	1116	1131	1146	1201	1216	1231	1246	1301	1316	1331	1346	1401	1416	1431	1446	1501	1516
New Cross (NWX) d	1107		1137		1207		1237		1307		1337		1407		1437		1507	
St Johns (SAJ) d	1109		1139		1209		1239		1309		1339		1409		1439		1509	
Lewisham (LEW) d	1113		1143		1213		1243		1313		1343		1413		1443		1513	
Ladywell (LAD) d	1116	1125	1146	1155	1216	1225	1246	1255	1316	1325	1346	1355	1416	1425	1446	1455	1516	1525
Catford Bridge (CFB) d	1118	1128	1148	1158	1218	1228	1248	1258	1318	1328	1348	1358	1418	1428	1448	1458	1518	1528
Lower Sydenham (LSY) d	1121	1131	1151	1201	1221	1231	1251	1301	1321	1331	1351	1401	1421	1431	1451	1501	1521	1531
New Beckenham (NBC) d	1123	1133	1153	1203	1223	1233	1253	1303	1323	1333	1353	1403	1423	1433	1453	1503	1523	1533
Clock House (CLK) d	1126	1135	1156	1205	1226	1235	1256	1305	1326	1335	1356	1405	1426	1435	1456	1505	1526	1535
Elmers End (ELE) d	1129	1138	1159	1208	1229	1238	1259	1308	1329	1338	1359	1408	1429	1438	1459	1508	1529	1538
Eden Park (EDN) d	1132	1142	1202	1212	1232	1242	1302	1312	1332	1342	1402	1412	1432	1442	1502	1512	1532	1542
West Wickham (WWI) d	1135	1144	1205	1214	1235	1244	1305	1314	1335	1344	1405	1414	1435	1444	1505	1514	1535	1544
Hayes (Kent) (HYS) a	1138	1148	1208	1218	1238	1248	1308	1318	1338	1348	1408	1418	1438	1448	1508	1518	1538	1548









Operator Train ID	SE 2V39	SE 1V40	SE 2V41	SE 1V42	SE 2V43	SE 1V44	SE 2V45	SE 1V46	SE 2V47	SE 1V48	SE 2V49	SE 1V50	SE 2V51	SE 1V52	SE 2V53	SE 1V54	SE 2V55	SE 1V56
London Charing Cross (CHX) d		1537		1607		1637		1707		1737		1807		1837		1907		1937
London Waterloo (East) (WAE) d		1540		1610		1640		1710		1740		1810		1840		1910		1940
London Cannon Street (CST) d	1527		1557		1627		1657		1727		1757		1827		1857		1927	
London Bridge (LBG) d	1531	1546	1601	1616	1631	1646	1701	1716	1731	1746	1801	1816	1831	1846	1901	1916	1931	1946
New Cross (NWX) d	1537		1607		1637		1707		1737		1807		1837		1907		1937	
St Johns (SAJ) d	1539		1609		1639		1709		1739		1809		1839		1909		1939	
Lewisham (LEW) d	1543		1613		1643		1713		1743		1813		1843		1913		1943	
Ladywell (LAD) d	1546	1555	1616	1625	1646	1655	1716	1725	1746	1755	1816	1825	1846	1855	1916	1925	1946	1955
Catford Bridge (CFB) d	1548	1558	1618	1628	1648	1658	1718	1728	1748	1758	1818	1828	1848	1858	1918	1928	1948	1958
Lower Sydenham (LSY) d	1551	1601	1621	1631	1651	1701	1721	1731	1751	1801	1821	1831	1851	1901	1921	1931	1951	2001
New Beckenham (NBC) d	1553	1603	1623	1633	1653	1703	1723	1733	1753	1803	1823	1833	1853	1903	1923	1933	1953	2003
Clock House (CLK) d	1556	1605	1626	1635	1656	1705	1726	1735	1756	1805	1826	1835	1856	1905	1926	1935	1956	2005
Elmers End (ELE) d	1559	1608	1629	1638	1659	1708	1729	1738	1759	1808	1829	1838	1859	1908	1929	1938	1959	2008
Eden Park (EDN) d	1602	1612	1632	1642	1702	1712	1732	1742	1802	1812	1832	1842	1902	1912	1932	1942	2002	2012
West Wickham (WWI) d	1605	1614	1635	1644	1705	1714	1735	1744	1805	1814	1835	1844	1905	1914	1935	1944	2005	2014
Hayes (Kent) (HYS) a	1608	1618	1638	1648	1708	1718	1738	1748	1808	1818	1838	1848	1908	1918	1938	1948	2008	2018

NOTES (see introductory pages for explanation of train operator codes and standard symbols)

- a Arrival time
- d Departure time

London to Catford Bridge, Elmers End and Hayes

Saturdays









Operator Train ID	SE	SE	SE	SE	SE	SE	SE	SE	SE	SE	SE	SE	SE	SE	SE	SE	SE	SE	SE
	2V57	1V58	2V59	1V60	2V61	1V62	2V63	1V64	2V65	1V66	2V67	1V68	2V69	1V70	2V71	1V72	2V73	1V74	
London Charing Cross (CHX)  d		2007		2037		2107		2137		2207		2237		2307		2337		0007	
London Waterloo (East) (WAE)  d		2010		2040		2110		2140		2210		2240		2310		2340		0010	
London Cannon Street (CST)  d	1957		2027		2057		2127		2157		2227		2257		2327		2357		
London Bridge (LBG)  d	2001	2016	2031	2046	2101	2116	2131	2146	2201	2216	2231	2246	2301	2316	2331	2346	0001	0016	
New Cross (NWX)  d	2007		2037		2107		2137		2207		2237		2307		2337		0007		
St Johns (SAJ) d	2009		2039		2109		2139		2209		2239		2310		2340		0009		
Lewisham (LEW)  d	2013		2043		2113		2143		2213		2243		2313		2343		0013		
Ladywell (LAD) d	2016	2025	2046	2055	2116	2125	2146	2155	2216	2225	2246	2255	2316	2325	2346	2355	0016	0025	
Catford Bridge (CFB) d	2018	2028	2048	2058	2118	2128	2148	2158	2218	2228	2248	2258	2318	2328	2348	2358	0018	0028	
Lower Sydenham (LSY) d	2021	2031	2051	2101	2121	2131	2151	2201	2221	2231	2251	2301	2321	2331	2351	0001	0021	0031	
New Beckenham (NBC)  d	2023	2033	2053	2103	2123	2133	2153	2203	2223	2233	2253	2303	2323	2333	2353	0003	0023	0033	
Clock House (CLK) d	2026	2035	2056	2106	2126	2136	2156	2206	2226	2236	2256	2306	2326	2336	2356	0006	0026	0036	
Elmers End (ELE)  d	2029	2038	2059	2109	2129	2139	2159	2209	2229	2239	2259	2309	2329	2339	2359	0009	0029	0039	
Eden Park (EDN) d	2032	2042	2102	2112	2132	2142	2202	2212	2232	2242	2302	2312	2332	2342	0002	0012	0032	0042	
West Wickham (WWI) d	2035	2044	2105	2114	2135	2144	2205	2214	2235	2244	2305	2314	2335	2344	0005	0014	0035	0044	
Hayes (Kent) (HYS) a	2038	2048	2108	2118	2138	2148	2208	2218	2238	2248	2308	2318	2338	2348	0008	0018	0038	0048	









NOTES (see introductory pages for explanation of train operator codes and standard symbols)

- a Arrival time
d Departure time

London to Catford Bridge, Elmers End and Hayes

Sundays

Operator Train ID	SE 2V17	SE 2V19	SE 2V21	SE 2V23	SE 2V25	SE 2V27	SE 2V29	SE 2V31	SE 2V33	SE 2V35	SE 2V37	SE 2V39	SE 2V41	SE 2V43	SE 2V45	SE 2V47	SE 2V49	SE 2V51
London Charing Cross (CHX)  d																		
London Waterloo (East) (WAE)  d																		
London Cannon Street (CST)  d	0733	0803	0833	0903	0933	1003	1033	1103	1133	1203	1233	1303	1333	1403	1433	1503	1533	1603
London Bridge (LBG)  d	0737	0807	0837	0907	0937	1007	1037	1107	1137	1207	1237	1307	1337	1407	1437	1507	1537	1607
New Cross (NWX)  d	0743	0813	0843	0913	0943	1013	1043	1113	1143	1213	1243	1313	1343	1413	1443	1513	1543	1613
St Johns (SAJ) d	0745	0815	0845	0915	0945	1015	1045	1115	1145	1215	1245	1315	1345	1415	1445	1515	1545	1615
Lewisham (LEW)  d	0749	0819	0849	0919	0949	1019	1049	1119	1149	1219	1249	1319	1349	1419	1449	1519	1549	1619
Ladywell (LAD) d	0752	0822	0852	0922	0952	1022	1052	1122	1152	1222	1252	1322	1352	1422	1452	1522	1552	1622
Catford Bridge (CFB) d	0754	0824	0854	0924	0954	1024	1054	1124	1154	1224	1254	1324	1354	1424	1454	1524	1554	1624
Lower Sydenham (LSY) d	0757	0827	0857	0927	0957	1027	1057	1127	1157	1227	1257	1327	1357	1427	1457	1527	1557	1627
New Beckenham (NBC)  d	0759	0829	0859	0929	0959	1029	1059	1129	1159	1229	1259	1329	1359	1429	1459	1529	1559	1629
Clock House (CLK) d	0802	0832	0902	0932	1002	1032	1102	1132	1202	1232	1302	1332	1402	1432	1502	1532	1602	1632
Elmers End (ELE)  d	0805	0835	0905	0935	1005	1035	1105	1135	1205	1235	1305	1335	1405	1435	1505	1535	1605	1635
Eden Park (EDN) d	0808	0838	0908	0938	1008	1038	1108	1138	1208	1238	1308	1338	1408	1438	1508	1538	1608	1638
West Wickham (WWI) d	0811	0841	0911	0941	1011	1041	1111	1141	1211	1241	1311	1341	1411	1441	1511	1541	1611	1641
Hayes (Kent) (HYS) a	0815	0845	0915	0945	1015	1045	1115	1145	1215	1245	1315	1345	1415	1445	1515	1545	1615	1645










Operator Train ID	SE 2V53	SE 2V55	SE 2V57	SE 2V59	SE 2V61	SE 2V63	SE 2V65	SE 2V67	SE 2V69	SE 2V71	SE 2V73	SE 2V75	SE 2V77	SE 2V79	SE 2V81
London Charing Cross (CHX)  d															
London Waterloo (East) (WAE)  d															
London Cannon Street (CST)  d	1633	1703	1733	1803	1833	1903	1933	2003	2033	2103	2133	2203	2233	2303	2333
London Bridge (LBG)  d	1637	1707	1737	1807	1837	1907	1937	2007	2037	2107	2137	2207	2237	2307	2337
New Cross (NWX)  d	1643	1713	1743	1813	1843	1913	1943	2013	2043	2113	2143	2213	2243	2313	2343
St Johns (SAJ) d	1645	1715	1745	1815	1845	1915	1945	2015	2045	2115	2145	2215	2245	2315	2345
Lewisham (LEW)  d	1649	1719	1749	1819	1849	1919	1949	2019	2049	2119	2149	2219	2249	2319	2349
Ladywell (LAD) d	1652	1722	1752	1822	1852	1922	1952	2022	2052	2122	2152	2222	2252	2322	2352
Catford Bridge (CFB) d	1654	1724	1754	1824	1854	1924	1954	2024	2054	2124	2154	2224	2254	2324	2354
Lower Sydenham (LSY) d	1657	1727	1757	1827	1857	1927	1957	2027	2057	2127	2157	2227	2257	2327	2357
New Beckenham (NBC)  d	1659	1729	1759	1829	1859	1929	1959	2029	2059	2129	2159	2229	2259	2329	2359
Clock House (CLK) d	1702	1732	1802	1832	1902	1932	2002	2032	2102	2132	2202	2232	2302	2332	0002
Elmers End (ELE)  d	1705	1735	1805	1835	1905	1935	2005	2035	2105	2135	2205	2235	2305	2335	0005
Eden Park (EDN) d	1708	1738	1808	1838	1908	1938	2008	2038	2108	2138	2208	2238	2308	2338	0008
West Wickham (WWI) d	1711	1741	1811	1841	1911	1941	2011	2041	2111	2141	2211	2241	2311	2341	0011
Hayes (Kent) (HYS) a	1715	1745	1815	1845	1915	1945	2015	2045	2115	2145	2215	2245	2315	2345	0015










NOTES (see introductory pages for explanation of train operator codes and standard symbols)










- a Arrival time
d Departure time

Hayes, Elmers End and Catford Bridge to London

Mondays to Fridays

Operator Train ID	SE 2K05	SE 1K06	SE 2K07	SE 1K08	SE 2K09	SE 1K10	SE 2K11	SE 1K12	SE 2K13	SE 1K14	SE 2K15	SE 1K16	SE 2K17	SE 1K18	SE 2K19	SE 1K20	SE 2K21	SE 1K22	
Hayes (Kent) (HYS)	d	0515	0530	0545	0600	0615	0630	0645	0658	0715	0728	0745	0758	0815	0830	0845	0900	0915	0930
West Wickham (WWI)	d	0518	0533	0548	0603	0618	0633	0648	0701	0718	0731	0748	0801	0818	0833	0848	0903	0918	0933
Eden Park (EDN)	d	0520	0535	0550	0605	0620	0635	0650	0703	0720	0733	0750	0803	0820	0835	0850	0905	0920	0935
Elmers End (ELE)	 d	0524	0539	0554	0609	0624	0639	0654	0707	0724	0737	0754	0807	0824	0839	0854	0909	0924	0939
Clock House (CLK)	d	0526	0541	0556	0611	0626	0641	0656	0709	0726	0739	0756	0809	0826	0841	0856	0911	0926	0941
New Beckenham (NBC)	 d	0529	0544	0559	0614	0629	0644	0659	0712	0729	0742	0759	0812	0829	0844	0859	0914	0929	0944
Lower Sydenham (LSY)	d	0531	0546	0601	0616	0631	0646	0701	0715	0731	0745	0801	0815	0831	0846	0901	0916	0931	0946
Catford Bridge (CFB)	d	0534	0549	0604	0619	0634	0649	0704	0718	0734	0748	0804	0818	0834	0849	0904	0919	0934	0949
Ladywell (LAD)	d	0536	0551	0606	0621	0636	0651	0706	0721	0736	0751	0806	0821	0836	0851	0906	0921	0936	0951
Lewisham (LEW)	  a	0539		0609		0639		0709		0739		0809		0839		0909		0939	
St Johns (SAJ)	a	0541		0611		0641		0711				0811		0841		0911		0941	
New Cross (NWX)	 a	0543		0613		0643		0713		0742		0813		0843		0913		0943	
London Bridge (LBG)	 a	0549	0600	0619	0630	0649	0700	0719	0729	0748	0759	0819	0829	0849	0900	0919	0930	0949	1000
London Cannon Street (CST)	 a	0556		0627		0657		0727		0756		0827		0857		0927		0957	
London Waterloo (East) (WAE)	 a		0606		0636		0706		0735		0805		0835		0906		0936		1006
London Charing Cross (CHX)	 a		0610		0640		0710		0742		0812		0842		0910		0940		1010

Operator Train ID	SE 2K23	SE 1K24	SE 2K25	SE 1K26	SE 2K27	SE 1K28	SE 2K29	SE 1K30	SE 2K31	SE 1K32	SE 2K33	SE 1K34	SE 2K35	SE 1K36	SE 2K37	SE 1K38	SE 2K39	SE 1K40	
Hayes (Kent) (HYS)	d	0945	1000	1015	1030	1045	1100	1115	1130	1145	1200	1215	1230	1245	1300	1315	1330	1345	1400
West Wickham (WWI)	d	0948	1003	1018	1033	1048	1103	1118	1133	1148	1203	1218	1233	1248	1303	1318	1333	1348	1403
Eden Park (EDN)	d	0950	1005	1020	1035	1050	1105	1120	1135	1150	1205	1220	1235	1250	1305	1320	1335	1350	1405
Elmers End (ELE)	 d	0954	1009	1024	1039	1054	1109	1124	1139	1154	1209	1224	1239	1254	1309	1324	1339	1354	1409
Clock House (CLK)	d	0956	1011	1026	1041	1056	1111	1126	1141	1156	1211	1226	1241	1256	1311	1326	1341	1356	1411
New Beckenham (NBC)	 d	0959	1014	1029	1044	1059	1114	1129	1144	1159	1214	1229	1244	1259	1314	1329	1344	1359	1414
Lower Sydenham (LSY)	d	1001	1016	1031	1046	1101	1116	1131	1146	1201	1216	1231	1246	1301	1316	1331	1346	1401	1416
Catford Bridge (CFB)	d	1004	1019	1034	1049	1104	1119	1134	1149	1204	1219	1234	1249	1304	1319	1334	1349	1404	1419
Ladywell (LAD)	d	1006	1021	1036	1051	1106	1121	1136	1151	1206	1221	1236	1251	1306	1321	1336	1351	1406	1421
Lewisham (LEW)	  a	1009		1039		1109		1139		1209		1239		1309		1339		1409	
St Johns (SAJ)	a	1011		1041		1111		1141		1211		1241		1311		1341		1411	
New Cross (NWX)	 a	1013		1043		1113		1143		1213		1243		1313		1343		1413	
London Bridge (LBG)	 a	1019	1030	1049	1100	1119	1130	1149	1200	1219	1230	1249	1300	1319	1330	1349	1400	1419	1430
London Cannon Street (CST)	 a	1025		1055		1125		1155		1225		1255		1325		1355		1425	
London Waterloo (East) (WAE)	 a		1036		1106		1136		1206		1236		1306		1336		1406		1436
London Charing Cross (CHX)	 a		1040		1110		1140		1210		1240		1310		1340		1410		1440










Operator Train ID	SE 2K41	SE 1K42	SE 2K43	SE 1K44	SE 2K45	SE 1K46	SE 2K47	SE 1K48	SE 2K49	SE 1K50	SE 2K51	SE 1K52	SE 2K53	SE 1K54	SE 2K55	SE 1K56	SE 2K57	SE 1K58	
Hayes (Kent) (HYS)	d	1415	1430	1445	1500	1515	1530	1545	1600	1615	1630	1645	1700	1715	1730	1745	1800	1815	1830
West Wickham (WWI)	d	1418	1433	1448	1503	1518	1533	1548	1603	1618	1633	1648	1703	1718	1733		1803	1818	1833
Eden Park (EDN)	d	1420	1435	1450	1505	1520	1535	1550	1605	1620	1635	1650	1705	1720	1735		1805	1820	1835
Elmers End (ELE)	 d	1424	1439	1454	1509	1524	1539	1554	1609	1624	1639	1654	1709	1724	1739	1751	1809	1824	1839
Clock House (CLK)	d	1426	1441	1456	1511	1526	1541	1556	1611	1626	1641	1656	1711	1726	1741	1753	1811	1826	1841
New Beckenham (NBC)	 d	1429	1444	1459	1514	1529	1544	1559	1614	1629	1644	1659	1714	1729	1744	1755	1814	1829	1844
Lower Sydenham (LSY)	d	1431	1446	1501	1516	1531	1546	1601	1616	1631	1646	1701	1716	1731	1746	1757	1816	1831	1846
Catford Bridge (CFB)	d	1434	1449	1504	1519	1534	1549	1604	1619	1634	1649	1704	1719	1734	1749	1801	1819	1834	1849
Ladywell (LAD)	d	1436	1451	1506	1521	1536	1551	1606	1621	1636	1651	1706	1721	1736	1751	1803	1821	1836	1851
Lewisham (LEW)	  a	1439		1509		1539		1609		1639		1709		1739		1806		1839	
St Johns (SAJ)	a	1441		1511		1541		1611		1641		1711		1743		1809		1841	
New Cross (NWX)	 a	1443		1513		1543		1613		1643		1713		1745		1812		1843	
London Bridge (LBG)	 a	1449	1500	1519	1530	1549	1600	1619	1630	1649	1700	1719	1730	1751	1800	1819	1830	1849	1900
London Cannon Street (CST)	 a	1455		1525		1555		1624		1654		1724		1756		1824		1854	
London Waterloo (East) (WAE)	 a		1506		1536		1606		1636		1706		1736		1806		1836		1906
London Charing Cross (CHX)	 a		1510		1540		1610		1640		1710		1740		1810		1840		1910













NOTES (see introductory pages for explanation of train operator codes and standard symbols)

- a Arrival time
- d Departure time

Hayes, Elmers End and Catford Bridge to London

Mondays to Fridays

Operator Train ID Days of operation/Notes	SE	SE	SE	SE	SE	SE	SE	SE	SE	SE	SE	SE	SE	SE	SE	SE	SE	SE
	2K59	1K60	2K61	1K62	2K63	1K64	2K65	1K66	2K67	1K68	2K69	1K70	2K71	1K72	2K73	1K74	2K75	2K93 MTO
Hayes (Kent) (HYS) d	1845	1900	1915	1930	1945	2000	2015	2030	2045	2100	2115	2130	2145	2200	2215	2230	2245	2300
West Wickham (WWI) d	1848	1903	1918	1933	1948	2003	2018	2033	2048	2103	2118	2133	2148	2203	2218	2233	2248	2303
Eden Park (EDN) d	1850	1905	1920	1935	1950	2005	2020	2035	2050	2105	2120	2135	2150	2205	2220	2235	2250	2305
Elmers End (ELE)  d	1854	1909	1924	1939	1954	2009	2024	2039	2054	2109	2124	2139	2154	2209	2224	2239	2254	2309
Clock House (CLK) d	1856	1911	1926	1941	1956	2011	2026	2041	2056	2111	2126	2141	2156	2211	2226	2241	2256	2311
New Beckenham (NBC)  d	1859	1914	1929	1944	1959	2014	2029	2044	2059	2114	2129	2144	2159	2214	2229	2244	2259	2314
Lower Sydenham (LSY) d	1901	1916	1931	1946	2001	2016	2031	2046	2101	2116	2131	2146	2201	2216	2231	2246	2301	2316
Catford Bridge (CFB) d	1904	1919	1934	1949	2004	2019	2034	2049	2104	2119	2134	2149	2204	2219	2234	2249	2304	2319
Ladywell (LAD) d	1906	1921	1936	1951	2006	2021	2036	2051	2106	2121	2136	2151	2206	2221	2236	2251	2306	2321
Lewisham (LEW)   a	1909		1939		2009		2039		2109		2139		2209		2239		2309	
St Johns (SAJ) a	1911		1941		2011		2041		2111		2141		2211		2241			
New Cross (NWX)  a	1913		1943		2013		2043		2113		2143		2213		2243			
London Bridge (LBG)   a	1919	1930	1949	2000	2019	2030	2049	2100	2119	2130	2149	2200	2219	2230	2249	2300		2330
London Cannon Street (CST)   a	1924		1954		2024		2054		2124		2154		2224		2254			2335
London Waterloo (East) (WAE)  a		1935		2006		2036		2106		2136		2206		2236		2306		
London Charing Cross (CHX)   a		1940		2010		2040		2110		2140		2210		2240		2310		

Operator Train ID Days of operation/Notes	SE	SE	SE	SE	SE
	1K76 MTX	2K77	2K95 MTO	1K78 MTX	2K79
Hayes (Kent) (HYS) d	2300	2315	2330	2330	2345
West Wickham (WWI) d	2303	2318	2333	2333	2348
Eden Park (EDN) d	2305	2320	2335	2335	2350
Elmers End (ELE)  d	2309	2324	2339	2339	2354
Clock House (CLK) d	2311	2326	2341	2341	2356
New Beckenham (NBC)  d	2314	2329	2344	2344	2359
Lower Sydenham (LSY) d	2316	2331	2346	2346	0001
Catford Bridge (CFB) d	2319	2334	2349	2349	0004
Ladywell (LAD) d	2321	2336	2351	2351	0007
Lewisham (LEW)   a		2339			0012
St Johns (SAJ) a					
New Cross (NWX)  a					
London Bridge (LBG)   a	2330		0001	0001	
London Cannon Street (CST)   a			0006		
London Waterloo (East) (WAE)  a	2336			0006	
London Charing Cross (CHX)   a	2340			0010	













NOTES (see introductory pages for explanation of train operator codes and standard symbols)













a Arrival time
d Departure time













MTO Mondays and Tuesdays only
MTX Not Mondays and Tuesdays

Hayes, Elmers End and Catford Bridge to London

Saturdays

Operator Train ID	SE 2K08	SE 2K10	SE 2K12	SE 2K13	SE 1K14	SE 2K15	SE 1K16	SE 2K17	SE 1K18	SE 2K19	SE 1K20	SE 2K21	SE 1K22	SE 2K23	SE 1K24	SE 2K25	SE 1K26	SE 2K27
Hayes (Kent) (HYS)	d 0554	0624	0654	0715	0730	0745	0800	0815	0830	0845	0900	0915	0930	0945	1000	1015	1030	1045
West Wickham (WWI)	d 0557	0627	0657	0718	0733	0748	0803	0818	0833	0848	0903	0918	0933	0948	1003	1018	1033	1048
Eden Park (EDN)	d 0559	0629	0659	0720	0735	0750	0805	0820	0835	0850	0905	0920	0935	0950	1005	1020	1035	1050
Elmers End (ELE)	 d 0603	0633	0703	0724	0739	0754	0809	0824	0839	0854	0909	0924	0939	0954	1009	1024	1039	1054
Clock House (CLK)	d 0605	0635	0705	0726	0741	0756	0811	0826	0841	0856	0911	0926	0941	0956	1011	1026	1041	1056
New Beckenham (NBC)	 d 0608	0638	0708	0729	0744	0759	0814	0829	0844	0859	0914	0929	0944	0959	1014	1029	1044	1059
Lower Sydenham (LSY)	d 0610	0640	0710	0731	0746	0801	0816	0831	0846	0901	0916	0931	0946	1001	1016	1031	1046	1101
Catford Bridge (CFB)	d 0613	0643	0713	0734	0749	0804	0819	0834	0849	0904	0919	0934	0949	1004	1019	1034	1049	1104
Ladywell (LAD)	d 0615	0645	0715	0736	0751	0806	0821	0836	0851	0906	0921	0936	0951	1006	1021	1036	1051	1106
Lewisham (LEW)	  a 0618	0648	0718	0739		0809		0839		0909		0939		1009		1039		1109
St Johns (SAJ)	a			0741		0811		0841		0911		0941		1011		1041		1111
New Cross (NWX)	 a			0743		0813		0843		0913		0943		1013		1043		1113
London Bridge (LBG)	  a 0629	0658	0728	0749	0800	0819	0830	0849	0900	0919	0930	0949	1000	1019	1030	1049	1100	1119
London Cannon Street (CST)	  a			0755		0825		0855		0925		0955		1025		1055		1125
London Waterloo (East) (WAE)	 a	0634	0704	0734		0806		0836		0906		0936		1006		1036		1106
London Charing Cross (CHX)	  a 0639	0709	0739		0810		0840		0910		0940		1010		1040		1110	

Operator Train ID	SE 1K28	SE 2K29	SE 1K30	SE 2K31	SE 1K32	SE 2K33	SE 1K34	SE 2K35	SE 1K36	SE 2K37	SE 1K38	SE 2K39	SE 1K40	SE 2K41	SE 1K42	SE 2K43	SE 1K44	SE 2K45
Hayes (Kent) (HYS)	d 1100	1115	1130	1145	1200	1215	1230	1245	1300	1315	1330	1345	1400	1415	1430	1445	1500	1515
West Wickham (WWI)	d 1103	1118	1133	1148	1203	1218	1233	1248	1303	1318	1333	1348	1403	1418	1433	1448	1503	1518
Eden Park (EDN)	d 1105	1120	1135	1150	1205	1220	1235	1250	1305	1320	1335	1350	1405	1420	1435	1450	1505	1520
Elmers End (ELE)	 d 1109	1124	1139	1154	1209	1224	1239	1254	1309	1324	1339	1354	1409	1424	1439	1454	1509	1524
Clock House (CLK)	d 1111	1126	1141	1156	1211	1226	1241	1256	1311	1326	1341	1356	1411	1426	1441	1456	1511	1526
New Beckenham (NBC)	 d 1114	1129	1144	1159	1214	1229	1244	1259	1314	1329	1344	1359	1414	1429	1444	1459	1514	1529
Lower Sydenham (LSY)	d 1116	1131	1146	1201	1216	1231	1246	1301	1316	1331	1346	1401	1416	1431	1446	1501	1516	1531
Catford Bridge (CFB)	d 1119	1134	1149	1204	1219	1234	1249	1304	1319	1334	1349	1404	1419	1434	1449	1504	1519	1534
Ladywell (LAD)	d 1121	1136	1151	1206	1221	1236	1251	1306	1321	1336	1351	1406	1421	1436	1451	1506	1521	1536
Lewisham (LEW)	  a	1139		1209		1239		1309		1339		1409		1439		1509		1539
St Johns (SAJ)	a	1141		1211		1241		1311		1341		1411		1441		1511		1541
New Cross (NWX)	 a	1143		1213		1243		1313		1343		1413		1443		1513		1543
London Bridge (LBG)	  a 1130	1149	1200	1219	1230	1249	1300	1319	1330	1349	1400	1419	1430	1449	1500	1519	1530	1549
London Cannon Street (CST)	  a	1155		1225		1255		1325		1355		1425		1455		1525		1555
London Waterloo (East) (WAE)	 a	1136		1206		1236		1306		1336		1406		1436		1506		1536
London Charing Cross (CHX)	  a 1140		1210		1240		1310		1340		1410		1440		1510		1540	













Operator Train ID	SE 1K46	SE 2K47	SE 1K48	SE 2K49	SE 1K50	SE 2K51	SE 1K52	SE 2K53	SE 1K54	SE 2K55	SE 1K56	SE 2K57	SE 1K58	SE 2K59	SE 1K60	SE 2K61	SE 1K62	SE 2K63
Hayes (Kent) (HYS)	d 1530	1545	1600	1615	1630	1645	1700	1715	1730	1745	1800	1815	1830	1845	1900	1915	1930	1945
West Wickham (WWI)	d 1533	1548	1603	1618	1633	1648	1703	1718	1733	1748	1803	1818	1833	1848	1903	1918	1933	1948
Eden Park (EDN)	d 1535	1550	1605	1620	1635	1650	1705	1720	1735	1750	1805	1820	1835	1850	1905	1920	1935	1950
Elmers End (ELE)	 d 1539	1554	1609	1624	1639	1654	1709	1724	1739	1754	1809	1824	1839	1854	1909	1924	1939	1954
Clock House (CLK)	d 1541	1556	1611	1626	1641	1656	1711	1726	1741	1756	1811	1826	1841	1856	1911	1926	1941	1956
New Beckenham (NBC)	 d 1544	1559	1614	1629	1644	1659	1714	1729	1744	1759	1814	1829	1844	1859	1914	1929	1944	1959
Lower Sydenham (LSY)	d 1546	1601	1616	1631	1646	1701	1716	1731	1746	1801	1816	1831	1846	1901	1916	1931	1946	2001
Catford Bridge (CFB)	d 1549	1604	1619	1634	1649	1704	1719	1734	1749	1804	1819	1834	1849	1904	1919	1934	1949	2004
Ladywell (LAD)	d 1551	1606	1621	1636	1651	1706	1721	1736	1751	1806	1821	1836	1851	1906	1921	1936	1951	2006
Lewisham (LEW)	  a	1609		1639		1709		1739		1809		1839		1909		1939		2009
St Johns (SAJ)	a	1611		1641		1711		1741		1811		1841		1911		1941		2011
New Cross (NWX)	 a	1613		1643		1713		1743		1813		1843		1913		1943		2013
London Bridge (LBG)	  a 1600	1619	1630	1649	1700	1719	1730	1749	1800	1819	1830	1849	1900	1919	1930	1949	2000	2019
London Cannon Street (CST)	  a	1625		1655		1725		1755		1825		1855		1925		1955		2025
London Waterloo (East) (WAE)	 a	1606		1636		1706		1736		1806		1836		1906		1936		2006
London Charing Cross (CHX)	  a 1610		1640		1710		1740		1810		1840		1910		1940		2010	

NOTES (see introductory pages for explanation of train operator codes and standard symbols)

- a Arrival time
- d Departure time

Hayes, Elmers End and Catford Bridge to London

Saturdays













Operator Train ID	SE 1K64	SE 2K65	SE 1K66	SE 2K67	SE 1K68	SE 2K69	SE 1K70	SE 2K71	SE 1K72	SE 2K73	SE 1K74	SE 2K75	SE 1K76	SE 2K77	SE 1K78	SE 2K03	
Hayes (Kent) (HYS)	d	2000	2015	2030	2045	2100	2115	2130	2145	2200	2215	2230	2245	2300	2315	2330	2355
West Wickham (WWI)	d	2003	2018	2033	2048	2103	2118	2133	2148	2203	2218	2233	2248	2303	2318	2333	2358
Eden Park (EDN)	d	2005	2020	2035	2050	2105	2120	2135	2150	2205	2220	2235	2250	2305	2320	2335	2359
Elmers End (ELE)	 d	2009	2024	2039	2054	2109	2124	2139	2154	2209	2224	2239	2254	2309	2324	2339	0004
Clock House (CLK)	d	2011	2026	2041	2056	2111	2126	2141	2156	2211	2226	2241	2256	2311	2326	2341	0006
New Beckenham (NBC)	 d	2014	2029	2044	2059	2114	2129	2144	2159	2214	2229	2244	2259	2314	2329	2344	0009
Lower Sydenham (LSY)	d	2016	2031	2046	2101	2116	2131	2146	2201	2216	2231	2246	2301	2316	2331	2346	0011
Catford Bridge (CFB)	d	2019	2034	2049	2104	2119	2134	2149	2204	2219	2234	2249	2304	2319	2334	2349	0014
Ladywell (LAD)	d	2021	2036	2051	2106	2121	2136	2151	2206	2221	2236	2251	2306	2321	2336	2351	0016
Lewisham (LEW)	  a		2039		2109		2139		2209		2239		2309		2339		0019
St Johns (SAJ)	a		2041		2111		2141		2211		2241		2311		2341		
New Cross (NWX)	 a		2043		2113		2143		2213		2243		2313		2343		
London Bridge (LBG)	  a	2030	2049	2100	2119	2130	2149	2200	2219	2230	2249	2300	2319	2330	2349	0001	
London Cannon Street (CST)	  a		2055		2125		2155		2225		2255		2325		2355		
London Waterloo (East) (WAE)	 a	2036		2106		2136		2206		2236		2306		2336		0006	
London Charing Cross (CHX)	  a	2040		2110		2140		2210		2240		2310		2340		0010	













NOTES (see introductory pages for explanation of train operator codes and standard symbols)

- a Arrival time
d Departure time

Hayes, Elmers End and Catford Bridge to London

Sundays

Operator Train ID	SE 2K15	SE 2K17	SE 2K19	SE 2K21	SE 2K23	SE 2K25	SE 2K27	SE 2K29	SE 2K31	SE 2K33	SE 2K35	SE 2K37	SE 2K39	SE 2K41	SE 2K43	SE 2K45	SE 2K47	SE 2K49	
Hayes (Kent) (HYS)	d	0732	0802	0832	0902	0932	1002	1032	1102	1132	1202	1232	1302	1332	1402	1432	1502	1532	1602
West Wickham (WWI)	d	0735	0805	0835	0905	0935	1005	1035	1105	1135	1205	1235	1305	1335	1405	1435	1505	1535	1605
Eden Park (EDN)	d	0737	0807	0837	0907	0937	1007	1037	1107	1137	1207	1237	1307	1337	1407	1437	1507	1537	1607
Elmers End (ELE)	 d	0741	0811	0841	0911	0941	1011	1041	1111	1141	1211	1241	1311	1341	1411	1441	1511	1541	1611
Clock House (CLK)	d	0743	0813	0843	0913	0943	1013	1043	1113	1143	1213	1243	1313	1343	1413	1443	1513	1543	1613
New Beckenham (NBC)	 d	0746	0816	0846	0916	0946	1016	1046	1116	1146	1216	1246	1316	1346	1416	1446	1516	1546	1616
Lower Sydenham (LSY)	d	0748	0818	0848	0918	0948	1018	1048	1118	1148	1218	1248	1318	1348	1418	1448	1518	1548	1618
Catford Bridge (CFB)	d	0751	0821	0851	0921	0951	1021	1051	1121	1151	1221	1251	1321	1351	1421	1451	1521	1551	1621
Ladywell (LAD)	d	0753	0823	0853	0923	0953	1023	1053	1123	1153	1223	1253	1323	1353	1423	1453	1523	1553	1623
Lewisham (LEW)	  a	0756	0826	0856	0926	0956	1026	1056	1126	1156	1226	1256	1326	1356	1426	1456	1526	1556	1626
St Johns (SAJ)	a	0800	0830	0900	0930	1000	1030	1100	1130	1200	1230	1300	1330	1400	1430	1500	1530	1600	1630
New Cross (NWX)	 a	0802	0832	0902	0932	1002	1032	1102	1132	1202	1232	1302	1332	1402	1432	1502	1532	1602	1632
London Bridge (LBG)	  a	0807	0837	0907	0937	1007	1037	1107	1137	1207	1237	1307	1337	1407	1437	1507	1537	1607	1637
London Cannon Street (CST)	  a	0813	0843	0913	0943	1013	1043	1113	1143	1213	1243	1313	1343	1413	1443	1513	1543	1613	1643
London Waterloo (East) (WAE)	 a																		
London Charing Cross (CHX)	  a																		

Operator Train ID	SE 2K51	SE 2K53	SE 2K55	SE 2K57	SE 2K59	SE 2K61	SE 2K63	SE 2K65	SE 2K67	SE 2K69	SE 2K71	SE 2K73	SE 2K75	SE 2K77	SE 2K79	
Hayes (Kent) (HYS)	d	1632	1702	1732	1802	1832	1902	1932	2002	2032	2102	2132	2202	2232	2302	2332
West Wickham (WWI)	d	1635	1705	1735	1805	1835	1905	1935	2005	2035	2105	2135	2205	2235	2305	2335
Eden Park (EDN)	d	1637	1707	1737	1807	1837	1907	1937	2007	2037	2107	2137	2207	2237	2307	2337
Elmers End (ELE)	 d	1641	1711	1741	1811	1841	1911	1941	2011	2041	2111	2141	2211	2241	2311	2341
Clock House (CLK)	d	1643	1713	1743	1813	1843	1913	1943	2013	2043	2113	2143	2213	2243	2313	2343
New Beckenham (NBC)	 d	1646	1716	1746	1816	1846	1916	1946	2016	2046	2116	2146	2216	2246	2316	2346
Lower Sydenham (LSY)	d	1648	1718	1748	1818	1848	1918	1948	2018	2048	2118	2148	2218	2248	2318	2348
Catford Bridge (CFB)	d	1651	1721	1751	1821	1851	1921	1951	2021	2051	2121	2151	2221	2251	2321	2351
Ladywell (LAD)	d	1653	1723	1753	1823	1853	1923	1953	2023	2053	2123	2153	2223	2253	2323	2353
Lewisham (LEW)	  a	1656	1726	1756	1826	1856	1926	1956	2026	2056	2126	2156	2226	2256	2326	2356
St Johns (SAJ)	a	1700	1730	1800	1830	1900	1930	2000	2030	2100	2130	2200	2230	2300	2330	
New Cross (NWX)	 a	1702	1732	1802	1832	1902	1932	2002	2032	2102	2132	2202	2232	2302	2332	
London Bridge (LBG)	  a	1707	1737	1807	1837	1907	1937	2007	2037	2107	2137	2207	2237	2307	2337	
London Cannon Street (CST)	  a	1713	1743	1813	1843	1913	1943	2013	2043	2113	2143	2213	2243	2313	2343	
London Waterloo (East) (WAE)	 a															
London Charing Cross (CHX)	  a															

NOTES (see introductory pages for explanation of train operator codes and standard symbols)

- a Arrival time
- d Departure time