



































London to Wimbledon and Sutton via Streatham and Tulse Hill

Mondays to Fridays



































Operator Train ID Days of operation/Notes	SN	TL	TL	SN	TL	SN	TL	SN	SN	SN	TL	SN	TL	SN	SN	SN	TL	SN
	2192 E	9V11 B	9O11 F	2102 E	9V13 B	2H03 G	9O13 H	1104 K	2104 E	2J05 J	9V15 B	2H05 G	9O15 B	1106 L	2106 E	2J07 J	9V17 A	2H07 G
London Victoria (VIC)  10 d	0541			0611				0625	0641					0655	0711			
Clapham Junction (CLJ)  10 d	0548			0618				0632	0648					0702	0718			
Balham (BAL)  4 d	0553			0623					0653						0723			
St Pancras International (STP)  15 d		0512	0527		0542		0557				0612		0627				0642	
Farringdon (ZFD)  3 d		0517	0532		0547		0602				0617		0632				0647	
City Thameslink (CTK)  3 d		0519	0534		0549		0604				0619		0634				0649	
London Blackfriars (BFR)  3 d		0521	0536		0551		0606				0621		0636				0651	
Elephant & Castle (EPH)  d		0525	0540		0555		0610				0625		0640				0655	
Loughborough Jn (LGJ)  d		0530	0545		0600		0615				0630		0645				0700	
Herne Hill (HNH)  4 d		0535	0550		0605		0620				0635		0650				0705	
London Bridge (LBG)  4 d						0601				0614		0631				0644		0701
South Bermondsey (SBM)  d						0605				0619		0635				0649		0705
Queens Rd Peckham (QRP)  d						0608				0622		0638				0652		0708
Peckham Rye (PMR)  4 d						0611				0625		0641				0655		0711
East Dulwich (EDW)  d						0614				0628		0644				0658		0714
North Dulwich (NDL)  d						0617				0630		0647				0700		0717
Tulse Hill (TUH)  4 a		0539	0554		0609	0620	0624			0634	0639	0650	0654			0704	0709	0720
Tulse Hill (TUH)  4 d		0540	0556		0610		0626			0634	0640		0656			0704	0710	
Streatham (STE)  4 d		0544	0600		0614		0630			0638a	0644		0700			0708a	0714	
Tooting (TOO)  d		0549			0619						0649						0719	
Haydons Road (HYR)  d		0552			0622						0652						0722	
Wimbledon (WIM)  6 a		0554			0624						0654						0724	
Wimbledon (WIM)  6 d		0555			0625						0655						0725	
Wimbledon Chase (WBO)  d		0558			0628						0658						0728	
South Merton (SMO)  d		0600			0630						0700						0730	
Morden South (MDS)  d		0603			0633						0703						0733	
St Helier (SIH)  d		0605			0635						0705						0735	
Sutton Common (SUC)  d		0607			0637						0707						0737	
West Sutton (WSU)  d		0610			0640						0710						0740	
Mitcham Eastfields (MTC)  d	0600		0604	0630			0634		0700				0704		0730			
Mitcham Junction (MIJ)  d	0603		0607	0633			0637		0703				0707		0733			
Hackbridge (HCB)  d	0606		0610	0636			0640		0706				0710		0736			
Carshalton (CSH)  d	0609		0613	0639			0643	0649	0709				0713	0719	0739			
Sutton (Surrey) (SUO)  4 a	0613	0614	0617	0643	0644		0647	0653	0713		0714		0717	0723	0743		0744	

NOTES (see introductory pages for explanation of train operator codes and standard symbols)

- a Arrival time
d Departure time
- A From St Albans City, see table 51
B From Luton, see table 51
E To Epsom, see table 162
F From West Hampstead Thameslink, see table 51
G To Beckenham Junction, see table 165
H From Kentish Town, see table 51
J To Caterham, see table 172
K To Horsham, see table 162
L To Dorking, see table 162

London to Wimbledon and Sutton via Streatham and Tulse Hill

Mondays to Fridays

Operator Train ID Days of operation/Notes	TL	SN	SN	SN	TL	SN	TL	SN	SN	SN	TL	SN	TL	SN	SN	SN	TL	SN
	9017 A	1108 K	2108 E	2J09 J	9V19 A	2H09 G	9019 A	1110 L	2110 E	2J11 J	9V21 A	2H11 G	9021 A	1112 K	2112 E	2J13 J	9V23 A	2H13 G
London Victoria (VIC)  d		0725	0741					0755	0811					0825	0841			
Clapham Junction (CLJ)  d		0732	0748					0802	0818					0832	0848			
Balham (BAL)  d			0753						0823						0853			
St Pancras International (STP)  d	0657				0712		0727				0742		0757				0812	
Farringdon (ZFD)  d	0702				0717		0732				0747		0802				0817	
City Thameslink (CTK)  d	0704				0719		0734				0749		0804				0819	
London Blackfriars (BFR)  d	0706				0721		0736				0751		0806				0821	
Elephant & Castle (EPH)  d	0710				0725		0740				0755		0810				0825	
Loughborough Jn (LGJ)  d	0715				0730		0745				0800		0815				0830	
Herne Hill (HNN)  d	0720				0735		0750				0805		0820				0835	
London Bridge (LBG)  d				0714		0731				0744		0801				0815		0831
South Bermondsey (SBM)  d				0719		0735				0749		0805				0819		0835
Queens Rd Peckham (QRP)  d				0722		0738				0752		0808				0822		0838
Peckham Rye (PMR)  d				0725		0741				0755		0811				0825		0841
East Dulwich (EDW)  d				0728		0744				0758		0814				0828		0844
North Dulwich (NDL)  d				0730		0747				0800		0817				0830		0847
Tulse Hill (TUH)  a	0724			0734	0739	0750	0754			0804	0809	0820	0824			0834	0839	0850
Tulse Hill (TUH)  d	0726			0734	0740		0756			0804	0810		0827			0834	0840	
Streatham (STE)  d	0730			0737a	0744		0800			0808a	0814		0830			0838a	0844	
Tooting (TOO)  d					0749						0819						0849	
Haydons Road (HYR)  d					0752						0822						0852	
Wimbledon (WIM)  a					0754						0824						0854	
Wimbledon (WIM)  d					0755						0825						0855	
Wimbledon Chase (WBO)  d					0758						0828						0858	
South Merton (SMO)  d					0800						0830						0900	
Morden South (MDS)  d					0803						0833						0903	
St Helier (SIH)  d					0805						0835						0905	
Sutton Common (SUC)  d					0807						0837						0907	
West Sutton (WSU)  d					0810						0840						0910	
Mitcham Eastfields (MTC)  d	0734		0800				0804		0830				0834		0900			
Mitcham Junction (MIJ)  d	0737		0803				0807		0833				0837		0903			
Hackbridge (HCB)  d	0740		0806				0810		0836				0840		0906			
Carshalton (CSH)  d	0743	0750	0809				0813	0819	0839				0843	0849	0909			
Sutton (Surrey) (SUO)  a	0747	0753	0813		0814		0817	0823	0843		0844		0847	0853	0913		0914	

NOTES (see introductory pages for explanation of train operator codes and standard symbols)

a Arrival time

d Departure time

A From St Albans City, see table 51

E To Epsom, see table 162

G To Beckenham Junction, see table 165



































J To Caterham, see table 172

K To Horsham, see table 162

L To Dorking, see table 162

London to Wimbledon and Sutton via Streatham and Tulse Hill

Mondays to Fridays

Operator Train ID Days of operation/Notes	TL	SN	SN	SN	TL	SN	TL	SN	SN	SN	TL	SN	TL	SN	SN	SN	TL	SN
	9023	1114	2114	2J15	9V25	2H15	9025	1116	2116	2J17	9V27	2H17	9027	1118	2118	2J19	9V29	2H19
	A	L	E	J	A	G	A	K	E	J	A	G	A	L	E	J	A	G
London Victoria (VIC)  d		0855	0911					0925	0941					0955	1011			
Clapham Junction (CLJ)  d		0902	0919					0932	0948					1002	1018			
Balham (BAL)  d			0924						0953						1023			
St Pancras International (STP)  d	0827				0842		0857				0912		0927					0942
Farringdon (ZFD)  d	0832				0847		0902				0917		0932					0947
City Thameslink (CTK)  d	0834				0849		0904				0919		0934					0949
London Blackfriars (BFR)  d	0836				0851		0906				0921		0936					0951
Elephant & Castle (EPH)  d	0840				0855		0910				0925		0940					0955
Loughborough Jn (LGJ)  d	0845				0900		0915				0930		0945					1000
Herne Hill (HNN)  d	0850				0905		0920				0935		0950					1005
London Bridge (LBG)  d				0844		0901				0914		0931				0944		1001
South Bermondsey (SBM)  d				0849		0905				0919		0935				0949		1005
Queens Rd Peckham (QRP)  d				0852		0908				0922		0938				0952		1008
Peckham Rye (PMR)  d				0855		0911				0925		0941				0955		1011
East Dulwich (EDW)  d				0858		0914				0928		0944				0958		1014
North Dulwich (NDL)  d				0900		0917				0930		0947				1000		1017
Tulse Hill (TUH)  a	0854			0904	0909	0920	0924			0934	0939	0950	0954			1004	1009	1020
Tulse Hill (TUH)  d	0857			0904	0910		0927			0934	0940		0956			1004	1010	
Streatham (STE)  d	0900			0908a	0914		0930			0938a	0944		1000			1008a	1014	
Tooting (TOO)  d					0919						0949							1019
Haydens Road (HYR)  d					0922						0952							1022
Wimbledon (WIM)  a					0924						0954							1024
Wimbledon (WIM)  d					0925						0955							1025
Wimbledon Chase (WBO)  d					0928						0958							1028
South Merton (SMO)  d					0930						1000							1030
Morden South (MDS)  d					0933						1003							1033
St Helier (SIH)  d					0935						1005							1035
Sutton Common (SUC)  d					0937						1007							1037
West Sutton (WSU)  d					0940						1010							1040
Mitcham Eastfields (MTC)  d	0904		0930				0934		1000				1004		1030			
Mitcham Junction (MIJ)  d	0907		0933				0937		1003				1007		1033			
Hackbridge (HCB)  d	0910		0936				0940		1006				1010		1036			
Carshalton (CSH)  d	0913	0919	0939				0943	0949	1009				1013	1019	1039			
Sutton (Surrey) (SUO)  a	0917	0923	0943		0944		0947	0953	1013		1014		1017	1023	1043		1044	



































NOTES (see introductory pages for explanation of train operator codes and standard symbols)

a Arrival time
d Departure time

A From St Albans City, see table 51
E To Epsom, see table 162
G To Beckenham Junction, see table 165
J To Caterham, see table 172
K To Horsham, see table 162
L To Dorking, see table 162

London to Wimbledon and Sutton via Streatham and Tulse Hill

Mondays to Fridays

Operator Train ID Days of operation/Notes	TL	SN	SN	SN	TL	SN	TL	SN	SN	SN	TL	SN	TL	SN	TL	SN	SN	TL	SN
	9029 A	1120 K	2120 E	2J21 J	9V31 A	2H21 G	9031 A	1122 L	2122 E	2J23 J	9V33 A	2H23 G	9033 A	1124 K	2124 E	2J25 J	9V35 A	2H25 G	
London Victoria (VIC)  d		1025	1041					1055	1111					1125	1141				
Clapham Junction (CLJ)  d		1032	1048					1102	1118					1132	1148				
Balham (BAL)  d			1053						1123						1153				
St Pancras International (STP)  d	0957				1012		1027				1042		1057					1112	
Farringdon (ZFD)  d	1002				1017		1032				1047		1102					1117	
City Thameslink (CTK)  d	1004				1019		1034				1049		1104					1119	
London Blackfriars (BFR)  d	1006				1021		1036				1051		1106					1121	
Elephant & Castle (EPH)  d	1010				1025		1040				1055		1110					1125	
Loughborough Jn (LGJ)  d	1015				1030		1045				1100		1115					1130	
Herne Hill (HNN)  d	1020				1035		1050				1105		1120					1135	
London Bridge (LBG)  d				1014		1031				1044		1101				1114		1131	
South Bermondsey (SBM)  d				1019		1035				1049		1105				1119		1135	
Queens Rd Peckham (QRP)  d				1022		1038				1052		1108				1122		1138	
Peckham Rye (PMR)  d				1025		1041				1055		1111				1125		1141	
East Dulwich (EDW)  d				1028		1044				1058		1114				1128		1144	
North Dulwich (NDL)  d				1030		1047				1100		1117				1130		1147	
Tulse Hill (TUH)  a	1024			1034	1039	1050	1054			1104	1109	1120	1124			1134	1139	1150	
Tulse Hill (TUH)  d	1026			1034	1040		1056			1104	1110		1126			1134	1140		
Streatham (STE)  d	1030			1038a	1044		1100			1108a	1114		1130			1138a	1144		
Tooting (TOO)  d					1049						1119							1149	
Haydens Road (HYR)  d					1052						1122							1152	
Wimbledon (WIM)  a					1054						1124							1154	
Wimbledon (WIM)  d					1055						1125							1155	
Wimbledon Chase (WBO)  d					1058						1128							1158	
South Merton (SMO)  d					1100						1130							1200	
Morden South (MDS)  d					1103						1133							1203	
St Helier (SIH)  d					1105						1135							1205	
Sutton Common (SUC)  d					1107						1137							1207	
West Sutton (WSU)  d					1110						1140							1210	
Mitcham Eastfields (MTC)  d	1034		1100				1104		1130				1134		1200				
Mitcham Junction (MIJ)  d	1037		1103				1107		1133				1137		1203				
Hackbridge (HCB)  d	1040		1106				1110		1136				1140		1206				
Carshalton (CSH)  d	1043	1049	1109				1113	1119	1139				1143	1149	1209				
Sutton (Surrey) (SUO)  a	1047	1053	1113		1114		1117	1123	1143		1144		1147	1153	1213		1214		

NOTES (see introductory pages for explanation of train operator codes and standard symbols)

a Arrival time

d Departure time

A From St Albans City, see table 51

E To Epsom, see table 162

G To Beckenham Junction, see table 165



































J To Caterham, see table 172

K To Horsham, see table 162

L To Dorking, see table 162

London to Wimbledon and Sutton via Streatham and Tulse Hill

Mondays to Fridays

Operator Train ID Days of operation/Notes	TL	SN	SN	SN	TL	SN	TL	SN	SN	SN	TL	SN	TL	SN	SN	SN	TL	SN
	9035 A	1126 L	2126 E	2J27 J	9V37 A	2H27 G	9037 A	1128 K	2I28 E	2J29 J	9V39 A	2H29 G	9039 A	1130 L	2I30 E	2J31 J	9V41 A	2H31 G
London Victoria (VIC)  10 d		1155	1211					1225	1241					1255	1311			
Clapham Junction (CLJ)  10 d		1202	1218					1232	1248					1302	1318			
Balham (BAL)  4 d			1223					1254							1323			
St Pancras International (STP)  15 d	1127				1142		1157				1212		1227				1242	
Farringdon (ZFD)  3 d	1132				1147		1202				1217		1232				1247	
City Thameslink (CTK)  3 d	1134				1149		1204				1219		1234				1249	
London Blackfriars (BFR)  3 d	1136				1151		1206				1221		1236				1251	
Elephant & Castle (EPH)  d	1140				1155		1210				1225		1240				1255	
Loughborough Jn (LGJ)  d	1145				1200		1215				1230		1245				1300	
Herne Hill (HNN)  4 d	1150				1205		1220				1235		1250				1305	
London Bridge (LBG)  4 d				1144		1201				1214		1231				1244		1301
South Bermondsey (SBM)  d				1149		1205				1219		1235				1249		1305
Queens Rd Peckham (QRP)  d				1152		1208				1222		1238				1252		1308
Peckham Rye (PMR)  4 d				1155		1211				1225		1241				1255		1311
East Dulwich (EDW)  d				1158		1214				1228		1244				1258		1314
North Dulwich (NDL)  d				1200		1217				1230		1247				1300		1317
Tulse Hill (TUH)  4 a	1154			1204	1209	1220	1224			1234	1239	1250	1254			1304	1309	1320
Tulse Hill (TUH)  4 d	1156			1204	1210		1226			1234	1240		1256			1304	1310	
Streatham (STE)  4 d	1200			1208a	1214		1230			1238a	1244		1300			1308a	1314	
Tooting (TOO)  d					1219						1249						1319	
Haydons Road (HYR)  d					1222						1252						1322	
Wimbledon (WIM)  6 a					1224						1254						1324	
Wimbledon (WIM)  6 d					1225						1255						1325	
Wimbledon Chase (WBO)  d					1228						1258						1328	
South Merton (SMO)  d					1230						1300						1330	
Morden South (MDS)  d					1233						1303						1333	
St Helier (SIH)  d					1235						1305						1335	
Sutton Common (SUC)  d					1237						1307						1337	
West Sutton (WSU)  d					1240						1310						1340	
Mitcham Eastfields (MTC)  d	1204		1230				1234		1301				1304		1330			
Mitcham Junction (MIJ)  d	1207		1233				1237		1304				1307		1333			
Hackbridge (HCB)  d	1210		1236				1240		1307				1310		1336			
Carshalton (CSH)  d	1213	1219	1239				1243	1249	1309				1313	1319	1339			
Sutton (Surrey) (SUO)  4 a	1217	1223	1243		1244		1247	1253	1313		1314		1317	1323	1343		1344	

NOTES (see introductory pages for explanation of train operator codes and standard symbols)

a Arrival time

d Departure time

A From St Albans City, see table 51

E To Epsom, see table 162

G To Beckenham Junction, see table 165

J To Caterham, see table 172

K To Horsham, see table 162

L To Dorking, see table 162

London to Wimbledon and Sutton via Streatham and Tulse Hill

Mondays to Fridays

Operator Train ID Days of operation/Notes	TL	SN	SN	SN	TL	SN	TL	SN	SN	SN	TL	SN	TL	SN	SN	SN	TL	SN
	9041 A	1132 K	2132 E	2J33 J	9V43 A	2H33 G	9043 A	1134 L	2134 E	2J35 J	9V45 A	2H35 G	9045 A	1136 K	2136 E	2J37 J	9V47 A	2H37 G
London Victoria (VIC) 10 d		1325	1341					1355	1411					1425	1441			
Clapham Junction (CLJ) 10 d		1332	1348					1402	1418					1432	1448			
Balham (BAL) 4 d			1353						1423						1453			
St Pancras International (STP) 15 d	1257				1312		1327				1342		1357				1412	
Farringdon (ZFD) 3 d	1302				1317		1332				1347		1402				1417	
City Thameslink (CTK) 3 d	1304				1319		1334				1349		1404				1419	
London Blackfriars (BFR) 3 d	1306				1321		1336				1351		1406				1421	
Elephant & Castle (EPH) d	1310				1325		1340				1355		1410				1425	
Loughborough Jn (LGJ) d	1315				1330		1345				1400		1415				1430	
Herne Hill (HNN) 4 d	1320				1335		1350				1405		1420				1435	
London Bridge (LBG) 4 d				1314		1331				1344		1401				1414		1431
South Bermondsey (SBM) d				1319		1335				1349		1405				1419		1435
Queens Rd Peckham (QRP) d				1322		1338				1352		1408				1422		1438
Peckham Rye (PMR) 4 d				1325		1341				1355		1411				1425		1441
East Dulwich (EDW) d				1328		1344				1358		1414				1428		1444
North Dulwich (NDL) d				1330		1347				1400		1417				1430		1447
Tulse Hill (TUH) 4 a	1324			1334	1339	1350	1354			1404	1409	1420	1424			1434	1439	1450
Tulse Hill (TUH) 4 d	1326			1334	1340		1356			1404	1410		1426			1434	1440	
Streatham (STE) 4 d	1330			1338a	1344		1400			1408a	1414		1430			1438a	1444	
Tooting (TOO) d					1349						1419						1449	
Haydons Road (HYR) d					1352						1422						1452	
Wimbledon (WIM) 6 a					1354						1424						1454	
Wimbledon (WIM) 6 d					1355						1425						1455	
Wimbledon Chase (WBO) d					1358						1428						1458	
South Merton (SMO) d					1400						1430						1500	
Morden South (MDS) d					1403						1433						1503	
St Helier (SIH) d					1405						1435						1505	
Sutton Common (SUC) d					1407						1437						1507	
West Sutton (WSU) d					1410						1440						1510	
Mitcham Eastfields (MTC) d	1334		1400				1404		1430				1434		1500			
Mitcham Junction (MIJ) d	1337		1403				1407		1433				1437		1503			
Hackbridge (HCB) d	1340		1406				1410		1436				1440		1506			
Carshalton (CSH) d	1343	1349	1409				1413	1419	1439				1443	1449	1509			
Sutton (Surrey) (SUO) 4 a	1347	1353	1413		1414		1417	1423	1443		1444		1447	1453	1513		1514	

NOTES (see introductory pages for explanation of train operator codes and standard symbols)

a Arrival time

d Departure time

A From St Albans City, see table 51

E To Epsom, see table 162

G To Beckenham Junction, see table 165





































J To Caterham, see table 172

K To Horsham, see table 162

L To Dorking, see table 162

London to Wimbledon and Sutton via Streatham and Tulse Hill

Mondays to Fridays

Operator Train ID Days of operation/Notes	TL	SN	SN	SN	TL	SN	TL	SN	SN	SN	TL	SN	TL	SN	SN	SN	TL	SN
	9047 A	1138 L	2138 E	2J39 J	9V49 A	2H39 G	9049 A	1140 K	2140 E	2J41 J	9V51 A	2H41 G	9051 A	1142 L	2142 E	2J43 J	9V53 A	2H43 G
London Victoria (VIC)  10 d		1455	1511					1525	1541					1555	1612			
Clapham Junction (CLJ)  10 d		1502	1518					1532	1548					1602	1619			
Balham (BAL)  4 d			1523						1553						1624			
St Pancras International (STP)   15 d	1427				1442		1457				1512		1527				1542	
Farringdon (ZFD)  3 d	1432				1447		1502				1517		1532				1547	
City Thameslink (CTK)  3 d	1434				1449		1504				1519		1534				1549	
London Blackfriars (BFR)  3 d	1436				1451		1506				1521		1536				1551	
Elephant & Castle (EPH)  d	1440				1455		1510				1525		1540				1555	
Loughborough Jn (LGJ)  d	1445				1500		1515				1530		1545				1600	
Herne Hill (HNN)  4 d	1450				1505		1520				1535		1550				1605	
London Bridge (LBG)  4 d				1444		1501				1514		1531				1544	1601	
South Bermondsey (SBM)  d				1449		1505				1519		1535				1549	1605	
Queens Rd Peckham (QRP)  d				1452		1508				1522		1538				1552	1608	
Peckham Rye (PMR)  4 d				1455		1511				1525		1541				1555	1611	
East Dulwich (EDW)  d				1458		1514				1528		1544				1558	1614	
North Dulwich (NDL)  d				1500		1517				1530		1547				1600	1617	
Tulse Hill (TUH)  4 a	1454			1504	1509	1520	1524			1534	1539	1550	1554			1604	1609	1620
Tulse Hill (TUH)  4 d	1456			1504	1510		1526			1534	1540		1556			1604	1610	
Streatham (STE)  4 d	1500			1508a	1514		1530			1538a	1544		1600			1608a	1614	
Tooting (TOO)  d					1519						1549						1619	
Haydons Road (HYR)  d					1522						1552						1622	
Wimbledon (WIM)  6 a					1524						1554						1624	
Wimbledon (WIM)   6 d					1525						1555						1625	
Wimbledon Chase (WBO)  d					1528						1558						1628	
South Merton (SMO)  d					1530						1600						1630	
Morden South (MDS)  d					1533						1603						1633	
St Helier (SIH)  d					1535						1605						1635	
Sutton Common (SUC)  d					1537						1607						1637	
West Sutton (WSU)  d					1540						1610						1640	
Mitcham Eastfields (MTC)  d	1504		1530				1534		1600				1604		1630			
Mitcham Junction (MIJ)  d	1507		1533				1537		1603				1607		1633			
Hackbridge (HCB)  d	1510		1536				1540		1606				1610		1636			
Carshalton (CSH)  d	1513	1519	1539				1543	1549	1609				1613	1619	1639			
Sutton (Surrey) (SUO)  4 a	1517	1523	1543		1544		1547	1553	1613		1614		1617	1623	1643		1644	

NOTES (see introductory pages for explanation of train operator codes and standard symbols)

a Arrival time

d Departure time

A From St Albans City, see table 51

E To Epsom, see table 162

G To Beckenham Junction, see table 165



































J To Caterham, see table 172

K To Horsham, see table 162

L To Dorking, see table 162

London to Wimbledon and Sutton via Streatham and Tulse Hill

Mondays to Fridays

Operator Train ID Days of operation/Notes	TL	SN	SN	SN	TL	SN	TL	SN	SN	SN	TL	SN	TL	SN	SN	SN	TL	SN
	9053 A	1144 K	2144 E	2J45 J	9V55 A	2H45 G	9055 A	1146 L	2146 E	2J47 J	9V57 A	2H47 G	9057 A	1148 K	2148 E	2J49 J	9V59 A	2H49 G
London Victoria (VIC)  d		1625	1641					1655	1711					1725	1741			
Clapham Junction (CLJ)  d		1632	1648					1702	1718					1732	1748			
Balham (BAL)  d			1653						1723						1753			
St Pancras International (STP)  d	1557				1612		1627				1642		1657				1712	
Farringdon (ZFD)  d	1602				1617		1632				1647		1702				1717	
City Thameslink (CTK)  d	1604				1619		1634				1649		1704				1719	
London Blackfriars (BFR)  d	1606				1621		1636				1651		1706				1721	
Elephant & Castle (EPH)  d	1610				1625		1640				1655		1710				1725	
Loughborough Jn (LGJ)  d	1615				1630		1645				1700		1715				1730	
Herne Hill (HNN)  d	1620				1635		1650				1705		1720				1735	
London Bridge (LBG)  d				1614		1631				1644		1701				1714		1731
South Bermondsey (SBM)  d				1619		1635				1649		1705				1719		1735
Queens Rd Peckham (QRP)  d				1622		1638				1652		1708				1722		1738
Peckham Rye (PMR)  d				1625		1641				1655		1711				1725		1741
East Dulwich (EDW)  d				1628		1644				1658		1714				1728		1744
North Dulwich (NDL)  d				1630		1647				1700		1717				1730		1747
Tulse Hill (TUH)  a	1624			1634	1639	1650	1654			1704	1709	1720	1724			1734	1739	1750
Tulse Hill (TUH)  d	1626			1634	1640		1656			1704	1710		1726			1734	1740	
Streatham (STE)  d	1630			1638a	1644		1700			1708a	1714		1730			1738a	1744	
Tooting (TOO)  d					1649						1719						1749	
Haydons Road (HYR)  d					1652						1722						1752	
Wimbledon (WIM)  a					1654						1724						1754	
Wimbledon (WIM)  d					1655						1725						1755	
Wimbledon Chase (WBO)  d					1658						1728						1758	
South Merton (SMO)  d					1700						1730						1800	
Morden South (MDS)  d					1703						1733						1803	
St Helier (SIH)  d					1705						1735						1805	
Sutton Common (SUC)  d					1707						1737						1807	
West Sutton (WSU)  d					1710						1740						1810	
Mitcham Eastfields (MTC)  d	1634		1700				1704		1730				1734	1743	1800			
Mitcham Junction (MIJ)  d	1637		1703				1707		1733				1737	1746	1803			
Hackbridge (HCB)  d	1640		1706				1710		1736				1740	1749	1806			
Carshalton (CSH)  d	1643	1649	1709				1713	1719	1739				1743	1752	1809			
Sutton (Surrey) (SUO)  a	1647	1653	1713		1714		1717	1723	1743		1744		1747	1755	1813		1814	

NOTES (see introductory pages for explanation of train operator codes and standard symbols)

a Arrival time

d Departure time

A From St Albans City, see table 51

E To Epsom, see table 162

G To Beckenham Junction, see table 165






































J To Caterham, see table 172

K To Horsham, see table 162

L To Dorking, see table 162

London to Wimbledon and Sutton via Streatham and Tulse Hill

Mondays to Fridays



































Operator Train ID Days of operation/Notes	TL	SN	SN	SN	TL	SN	TL	SN	SN	SN	TL	SN	TL	SN	TL	SN	TL	SN	TL
	9059 A	1150 L	2150 E	2J51 J	9V61 A	2H51 G	9061 A	1152 K	2152 E	2J93 C	9V63 A	2H53 G	9063 A	1154 L	2J55 J	9V65 A	2H55 G	9065 A	
London Victoria (VIC)  10 d		1755	1811					1826	1841					1855					
Clapham Junction (CLJ)  10 d		1802	1818					1833	1848					1902					
Balham (BAL)  4 d			1823						1853										
St Pancras International (STP)   15 d	1727				1742		1757				1812		1827			1842			1857
Farringdon (ZFD)  3 d	1732				1747		1802				1817		1832			1847			1902
City Thameslink (CTK)  3 d	1734				1749		1804				1819		1834			1849			1904
London Blackfriars (BFR)  3 d	1736				1751		1806				1821		1836			1851			1906
Elephant & Castle (EPH)  d	1740				1755		1810				1825		1840			1855			1910
Loughborough Jn (LGJ)  d	1745				1800		1815				1830		1845			1900			1915
Herne Hill (HNN)  4 d	1750				1805		1820				1835		1850			1905			1920
London Bridge (LBG)  4 d				1744		1801				1814		1831			1844		1901		
South Bermondsey (SBM)  d				1749		1805				1819		1835			1849		1905		
Queens Rd Peckham (QRP)  d				1752		1808				1822		1838			1852		1908		
Peckham Rye (PMR)  4 d				1755		1811				1825		1841			1855		1911		
East Dulwich (EDW)  d				1758		1814				1828		1844			1858		1914		
North Dulwich (NDL)  d				1800		1817				1830		1847			1900		1917		
Tulse Hill (TUH)  4 a	1754			1804	1809	1820	1824			1834	1839	1850	1854		1904	1909	1920	1924	
Tulse Hill (TUH)  4 d	1756			1804	1810		1826			1834	1840		1856		1904	1910			1926
Streatham (STE)  4 d	1800			1808a	1814		1830			1838a	1844		1900		1908a	1914			1930
Tooting (TOO)  d					1819						1849					1919			
Haydons Road (HYR)  d					1822						1852					1922			
Wimbledon (WIM)   6 a					1824						1854					1924			
Wimbledon (WIM)   6 d					1825						1855					1925			
Wimbledon Chase (WBO)  d					1828						1858					1928			
South Merton (SMO)  d					1830						1900					1930			
Morden South (MDS)  d					1833						1903					1933			
St Helier (SIH)  d					1835						1905					1935			
Sutton Common (SUC)  d					1837						1907					1937			
West Sutton (WSU)  d					1840						1910					1940			
Mitcham Eastfields (MTC)  d	1804	1813	1830				1834	1843	1900				1904	1913					1934
Mitcham Junction (MIJ)  d	1807	1816	1833				1837	1846	1903				1907	1916					1937
Hackbridge (HCB)  d	1810	1819	1836				1840	1849	1906				1910	1919					1940
Carshalton (CSH)  d	1813	1822	1839				1843	1852	1909				1913	1922					1943
Sutton (Surrey) (SUO)  4 a	1817	1825	1843		1844		1847	1855	1913		1914		1917	1925		1944			1947

NOTES (see introductory pages for explanation of train operator codes and standard symbols)

- a Arrival time
d Departure time
- A From St Albans City, see table 51
C To Selhurst, see table 164
E To Epsom, see table 162
G To Beckenham Junction, see table 165
J To Caterham, see table 172
K To Horsham, see table 162
L To Dorking, see table 162

London to Wimbledon and Sutton via Streatham and Tulse Hill

Mondays to Fridays

Operator Train ID Days of operation/Notes	SN	SN	SN	TL	SN	TL	SN	SN	SN	TL	SN	TL	SN	SN	SN	TL	SN	SN
	1156 K	2156 E	2J57 J	9V67 A	2H57 G	9O67 A	1158 L	2158 E	2J59 J	9V69 A	2H59 G	9O69 A	1160 K	2160 E	2J61 J	9V71 A	2162 E	SN 2H61 G
London Victoria (VIC)  10 d	1925	1941					1955	2011					2025	2041			2111	
Clapham Junction (CLJ)  10 d	1932	1948					2002	2018					2032	2048			2118	
Balham (BAL)  4 d		1953						2023						2053			2123	
St Pancras International (STP)  15 d				1912		1927				1942		1957				2012		
Farringdon (ZFD)  3 d				1917		1932				1947		2002				2017		
City Thameslink (CTK)  3 d				1919		1934				1949		2004				2019		
London Blackfriars (BFR)  3 d				1921		1936				1951		2006				2021		
Elephant & Castle (EPH)  d				1925		1940				1955		2010				2025		
Loughborough Jn (LGJ)  d				1930		1945				2000		2015				2030		
Herne Hill (HNN)  4 d				1935		1950				2005		2020				2035		
London Bridge (LBG)  4 d			1914		1931				1944		2001				2014			2031
South Bermondsey (SBM)  d			1919		1935				1949		2005				2019			2035
Queens Rd Peckham (QRP)  d			1922		1938				1952		2008				2022			2038
Peckham Rye (PMR)  4 d			1925		1941				1955		2011				2025			2041
East Dulwich (EDW)  d			1928		1944				1958		2014				2028			2044
North Dulwich (NDL)  d			1930		1947				2000		2017				2030			2047
Tulse Hill (TUH)  4 a			1934	1939	1950	1954			2004	2009	2020	2024			2034	2039		2050
Tulse Hill (TUH)  4 d			1934	1940		1956			2004	2010		2026			2034	2040		
Streatham (STE)  4 d			1938a	1944		2000			2008a	2014		2030			2038a	2044		
Tooting (TOO)  d				1949						2019						2049		
Haydons Road (HYR)  d				1952						2022						2052		
Wimbledon (WIM)  6 a				1954						2024						2054		
Wimbledon (WIM)  6 d				1955						2025						2055		
Wimbledon Chase (WBO)  d				1958						2028						2058		
South Merton (SMO)  d				2000						2030						2100		
Morden South (MDS)  d				2003						2033						2103		
St Helier (SIH)  d				2005						2035						2105		
Sutton Common (SUC)  d				2007						2037						2107		
West Sutton (WSU)  d				2010						2040						2110		
Mitcham Eastfields (MTC)  d		2000				2004		2030				2034		2100			2130	
Mitcham Junction (MIJ)  d		2003				2007		2033				2037		2103			2133	
Hackbridge (HCB)  d		2006				2010		2036				2040		2106			2136	
Carshalton (CSH)  d	1949	2009				2013	2019	2039				2043	2049	2109			2139	
Sutton (Surrey) (SUO)  4 a	1953	2013		2014		2017	2024	2043		2044		2047	2053	2113		2114	2143	

NOTES (see introductory pages for explanation of train operator codes and standard symbols)

- a Arrival time
- d Departure time
- A From St Albans City, see table 51
- E To Epsom, see table 162
- G To Beckenham Junction, see table 165
- J To Caterham, see table 172
- K To Horsham, see table 162
- L To Dorking, see table 162

London to Wimbledon and Sutton via Streatham and Tulse Hill

Mondays to Fridays

Operator Train ID Days of operation/Notes	TL	SN	TL	SN	SN	SN	TL	SN	TL	SN	SN	SN	TL	SN	SN	SN	TL	SN	SN	TL		
	9V73 A	2H63 G	9O73 A	1I64 K	2I64 E	2J65 J	9V75 A	2H65 G	9O75 A	1I66 L	2I66 E	2J67 J	9V77 A	2H67 G	1I68 K	2I68 E	2J69 J	9V79 A				
London Victoria (VIC)	10 d			2125	2141					2155	2211				2225	2241						
Clapham Junction (CLJ)	10 d			2132	2148					2203	2218				2232	2248						
Balham (BAL)	4 d				2154						2223					2253						
St Pancras International (STP)	15 d	2042		2057			2112		2127				2142								2212	
Farringdon (ZFD)	3 d	2047		2102			2117		2132				2147								2217	
City Thameslink (CTK)	3 d	2049		2104			2119		2134				2149								2219	
London Blackfriars (BFR)	3 d	2051		2106			2121		2136				2151								2221	
Elephant & Castle (EPH)	3 d	2055		2110			2125		2140				2155								2225	
Loughborough Jn (LGJ)	d	2100		2115			2130		2145				2200								2230	
Herne Hill (HNH)	4 d	2105		2120			2135		2150				2205								2235	
London Bridge (LBG)	4 d		2101				2114		2131				2144		2201						2214	
South Bermondsey (SBM)	d		2105				2119		2135				2149		2205						2219	
Queens Rd Peckham (QRP)	d		2108				2122		2138				2153		2208						2222	
Peckham Rye (PMR)	4 d		2111				2125		2141				2156		2211						2225	
East Dulwich (EDW)	d		2114				2128		2144				2159		2214						2228	
North Dulwich (NDL)	d		2117				2130		2147				2201		2217						2230	
Tulse Hill (TUH)	4 a	2109	2120	2124			2134	2139	2150	2154			2204	2209	2220						2234	2239
Tulse Hill (TUH)	4 d	2110		2126			2134	2140		2156			2204	2210							2234	2240
Streatham (STE)	4 d	2114		2130			2138a	2144		2200			2208a	2214							2238a	2244
Tooting (TOO)	d	2119						2149					2219									2249
Haydons Road (HYR)	d	2122						2152					2222									2252
Wimbledon (WIM)	6 a	2124						2154					2224									2254
Wimbledon (WIM)	6 d	2125						2155					2225									2255
Wimbledon Chase (WBO)	d	2128						2158					2228									2258
South Merton (SMO)	d	2130						2200					2230									2300
Morden South (MDS)	d	2133						2203					2233									2303
St Helier (SIH)	d	2135						2205					2235									2305
Sutton Common (SUC)	d	2137						2207					2237									2307
West Sutton (WSU)	d	2140						2210					2240									2310
Mitcham Eastfields (MTC)	d			2134		2201				2204		2230										2300
Mitcham Junction (MIJ)	d			2137		2204				2207		2233										2303
Hackbridge (HCB)	d			2140		2207				2210		2236										2306
Carshalton (CSH)	d			2143	2149	2209				2213	2220	2239				2249	2309					2314
Sutton (Surrey) (SUO)	4 a	2144		2147	2153	2213		2214		2217	2224	2243		2244		2253	2313					2314

NOTES (see introductory pages for explanation of train operator codes and standard symbols)

a Arrival time

d Departure time

A From St Albans City, see table 51

E To Epsom, see table 162

G To Beckenham Junction, see table 165



































J To Caterham, see table 172

K To Horsham, see table 162

L To Dorking, see table 162

London to Wimbledon and Sutton via Streatham and Tulse Hill

Mondays to Fridays



































Operator Train ID Days of operation/Notes	SN	TL	SN	SN	SN	TL	SN	TL	SN	TL	SN	TL	SN	TL	SN	TL
	2H69 G	9O79 A	1170 L	2170 E	2J97 C	9V81 A	2H71 D	9O81 A	2198 K	9V83 A	2H73 D	9V85 B	2J01 C	2H75 D		
London Victoria (VIC)  10 d			2256	2311					2325							
Clapham Junction (CLJ)  10 d			2304	2318					2332							
Balham (BAL)  4 d				2323					2337							
St Pancras International (STP)  15 d		2227				2242		2257		2312		2344				
Farringdon (ZFD)  3 d		2232				2247		2302		2317		2349				
City Thameslink (CTK)  3 d		2234				2249										
London Blackfriars (BFR)  3 d		2236				2251		2306		2321		2353				
Elephant & Castle (EPH)  3 d		2240				2255		2310		2325		2357				
Loughborough Jn (LGJ)  4 d		2245				2300		2315		2330		0002				
Herne Hill (HNN)  4 d		2250				2305		2320		2335		0006				
London Bridge (LBG)  4 d	2231				2244		2301				2331		2354	0001		
South Bermondsey (SBM)  4 d	2235				2249		2305				2335		2359	0005		
Queens Rd Peckham (QRP)  4 d	2238				2252		2308				2338		0002	0008		
Peckham Rye (PMR)  4 d	2241				2255		2311				2341		0006	0011		
East Dulwich (EDW)  4 d	2244				2258		2314				2344		0009	0014		
North Dulwich (NDL)  4 d	2247				2300		2317				2347		0011	0017		
Tulse Hill (TUH)  4 a	2250	2254			2304	2309	2320	2324		2339	2350	0010	0018	0021		
Tulse Hill (TUH)  4 d		2256			2304	2310		2326		2340		0011	0018			
Streatham (STE)  4 d		2300			2308a	2314		2330		2344		0014	0022a			
Tooting (TOO)  4 d						2319				2349		0019				
Haydons Road (HYR)  4 d						2322				2352		0022				
Wimbledon (WIM)  6 a						2324				2354		0024				
Wimbledon (WIM)  6 d						2325				2355		0025				
Wimbledon Chase (WBO)  6 d						2328				2358		0028				
South Merton (SMO)  6 d						2330				0001		0030				
Morden South (MDS)  6 d						2333				0004		0033				
St Helier (SIH)  6 d						2335				0006		0035				
Sutton Common (SUC)  6 d						2337				0008		0037				
West Sutton (WSU)  6 d						2340				0011		0040				
Mitcham Eastfields (MTC)  6 d		2304		2330				2334	2345							
Mitcham Junction (MIJ)  6 d		2307		2333				2337	2348							
Hackbridge (HCB)  6 d		2310		2336				2340	2351							
Carshalton (CSH)  6 d		2313	2320	2339				2343	2354							
Sutton (Surrey) (SUO)  4 a		2317	2323	2343		2344		2347	2358	0014		0044				

NOTES (see introductory pages for explanation of train operator codes and standard symbols)

- a Arrival time
- d Departure time
- A From St Albans City, see table 51
- B From Luton, see table 51
- C To Selhurst, see table 164
- D To Crystal Palace, see table 165
- E To Epsom, see table 162
- G To Beckenham Junction, see table 165
- K To Horsham, see table 162
- L To Dorking, see table 162

London to Wimbledon and Sutton via Streatham and Tulse Hill

Saturdays



































Operator Train ID Days of operation/Notes	TL	TL	SN	TL	TL	SN	SN	SN	TL	TL	SN	SN	SN	TL	SN	TL	SN	SN
	9V11 B	9O11 D	2I02 E	9V13 B	9O13 D	1I04 G	2I04 E	2J05 F	9V15 B	9O15 B	1I06 G	2I06 E	2J07 F	9V17 A	2H07 H	9O17 A	1I08 J	2I08 E
London Victoria (VIC)  10 d			0611			0625	0641				0655	0711					0725	0741
Clapham Junction (CLJ)  10 d			0618			0632	0648				0702	0718					0732	0748
Balham (BAL)  4 d			0623				0653					0723						0753
St Pancras International (STP)  15 d	0512	0527		0542	0557				0612	0627				0642		0657		
Farringdon (ZFD)  3 d	0517	0532		0547	0602				0617	0632				0647		0702		
City Thameslink (CTK)  3 d																		
London Blackfriars (BFR)  3 d	0521	0536		0551	0606				0621	0636				0651		0706		
Elephant & Castle (EPH)  3 d	0525	0540		0555	0610				0625	0640				0655		0710		
Loughborough Jn (LGJ)  4 d	0530	0545		0600	0615				0630	0645				0700		0715		
Herne Hill (HNH)  4 d	0535	0550		0605	0620				0635	0650				0705		0720		
London Bridge (LBG)  4 d								0614					0644		0701			
South Bermondsey (SBM)  4 d								0619					0649		0705			
Queens Rd Peckham (QRP)  4 d								0622					0652		0708			
Peckham Rye (PMR)  4 d								0625					0655		0711			
East Dulwich (EDW)  4 d								0628					0658		0714			
North Dulwich (NDL)  4 d								0630					0700		0717			
Tulse Hill (TUH)  4 a	0539	0554		0609	0624			0634	0639	0654			0704	0709	0720	0724		
Tulse Hill (TUH)  4 d	0540	0556		0610	0626			0634	0640	0656			0704	0710		0726		
Streatham (STE)  4 d	0544	0600		0614	0630			0638a	0644	0700			0708a	0714		0730		
Tooting (TOO)  4 d	0549			0619					0649					0719				
Haydens Road (HYR)  4 d	0552			0622					0652					0722				
Wimbledon (WIM)  6 a	0554			0624					0654					0724				
Wimbledon (WIM)  6 d	0555			0625					0655					0725				
Wimbledon Chase (WBO)  6 d	0558			0628					0658					0728				
South Merton (SMO)  6 d	0600			0630					0700					0730				
Morden South (MDS)  6 d	0603			0633					0703					0733				
St Helier (SIH)  6 d	0605			0635					0705					0735				
Sutton Common (SUC)  6 d	0607			0637					0707					0737				
West Sutton (WSU)  6 d	0610			0640					0710					0740				
Mitcham Eastfields (MTC)  6 d		0604	0630		0634		0700			0704		0730				0734		0800
Mitcham Junction (MIJ)  6 d		0607	0633		0637		0703			0707		0733				0737		0803
Hackbridge (HCB)  6 d		0610	0636		0640		0706			0710		0736				0740		0806
Carshalton (CSH)  6 d		0613	0639		0643	0649	0709			0713	0719	0739				0743	0749	0809
Sutton (Surrey) (SUO)  4 a	0614	0617	0643	0644	0647	0653	0713		0714	0717	0723	0743		0744		0747	0753	0813

NOTES (see introductory pages for explanation of train operator codes and standard symbols)

- a Arrival time
- d Departure time
- A From St Albans City, see table 51
- B From Luton, see table 51
- D From West Hampstead Thameslink, see table 51
- E To Epsom, see table 162
- F To Caterham, see table 172
- G To Dorking, see table 162
- H To Beckenham Junction, see table 165
- J To Horsham, see table 162

London to Wimbledon and Sutton via Streatham and Tulse Hill

Saturdays



































Operator Train ID Days of operation/Notes	SN	TL	SN	TL	SN	SN	SN	TL	SN	TL	SN	SN	SN	TL	SN	TL	SN	TL	SN	SN
	2J09 F	9V19 K	2H09 H	9O19 A	1110 G	2110 E	2J11 F	9V21 A	2H11 H	9O21 A	1112 J	2112 E	2J13 F	9V23 A	2H13 H	9O23 A	1114 G	2114 E		
London Victoria (VIC)  d					0755	0811					0825	0841					0855	0911		
Clapham Junction (CLJ)  d					0802	0818					0832	0848					0902	0918		
Balham (BAL)  d						0823					0853									0923
St Pancras International (STP)  d		0712		0727				0742		0757				0812		0827				
Farringdon (ZFD)  d		0717		0732				0747		0802				0817		0832				
City Thameslink (CTK)  d																				
London Blackfriars (BFR)  d		0721		0736				0751		0806				0821		0836				
Elephant & Castle (EPH)  d		0725		0740				0755		0810				0825		0840				
Loughborough Jn (LGJ)  d		0730		0745				0800		0815				0830		0845				
Herne Hill (HNN)  d		0735		0750				0805		0820				0835		0850				
London Bridge (LBG)  d	0714		0731				0744		0801				0814		0831					
South Bermondsey (SBM)  d	0719		0735				0749		0805				0819		0835					
Queens Rd Peckham (QRP)  d	0722		0738				0752		0808				0822		0838					
Peckham Rye (PMR)  d	0725		0741				0755		0811				0825		0841					
East Dulwich (EDW)  d	0728		0744				0758		0814				0828		0844					
North Dulwich (NDL)  d	0730		0747				0800		0817				0830		0847					
Tulse Hill (TUH)  a	0734	0739	0750	0754			0804	0809	0820	0824			0834	0839	0850	0854				
Tulse Hill (TUH)  d	0734	0740		0756			0804	0810		0826			0834	0840		0856				
Streatham (STE)  d	0738a	0744		0800			0808a	0814		0830			0838a	0844		0900				
Tooting (TOO)  d		0749						0819						0849						
Haydons Road (HYR)  d		0752						0822						0852						
Wimbledon (WIM)  a		0754						0824						0854						
Wimbledon (WIM)  d		0755						0825						0855						
Wimbledon Chase (WBO)  d		0758						0828						0858						
South Merton (SMO)  d		0800						0830						0900						
Morden South (MDS)  d		0803						0833						0903						
St Helier (SIH)  d		0805						0835						0905						
Sutton Common (SUC)  d		0807						0837						0907						
West Sutton (WSU)  d		0810						0840						0910						
Mitcham Eastfields (MTC)  d				0804		0830				0834		0900				0904		0930		
Mitcham Junction (MIJ)  d				0807		0833				0837		0903				0907		0933		
Hackbridge (HCB)  d				0810		0836				0840		0906				0910		0936		
Carshalton (CSH)  d				0813	0819	0839				0843	0849	0909				0913	0919	0939		
Sutton (Surrey) (SUO)  a		0814		0817	0823	0843		0844		0847	0853	0913		0914		0917	0923	0943		

NOTES (see introductory pages for explanation of train operator codes and standard symbols)

- a Arrival time
- d Departure time
- A From St Albans City, see table 51
- E To Epsom, see table 162
- F To Caterham, see table 172
- G To Dorking, see table 162
- H To Beckenham Junction, see table 165
- J To Horsham, see table 162
- K From Bedford, see table 51

London to Wimbledon and Sutton via Streatham and Tulse Hill

Saturdays



































Operator Train ID Days of operation/Notes	SN	TL	SN	TL	SN	SN	SN	TL	SN	TL	SN	SN	SN	TL	SN	TL	SN	TL	SN	SN
	2J15 F	9V25 A	2H15 H	9O25 A	1116 J	2116 E	2J17 F	9V27 A	2H17 H	9O27 A	1118 G	2118 E	2J19 F	9V29 A	2H19 H	9O29 A	1120 J	2120 E		
London Victoria (VIC)  d					0925	0941					0955	1011					1025	1041		
Clapham Junction (CLJ)  d					0932	0948					1002	1018					1032	1048		
Balham (BAL)  d						0953						1023								1053
St Pancras International (STP)  d		0842		0857				0912		0927				0942		0957				
Farringdon (ZFD)  d		0847		0902				0917		0932				0947		1002				
City Thameslink (CTK)  d				0904				0919		0934				0949		1004				
London Blackfriars (BFR)  d		0851		0906				0921		0936				0951		1006				
Elephant & Castle (EPH)  d		0855		0910				0925		0940				0955		1010				
Loughborough Jn (LGJ)  d		0900		0915				0930		0945				1000		1015				
Herne Hill (HNN)  d		0905		0920				0935		0950				1005		1020				
London Bridge (LBG)  d	0844		0901				0914		0931				0944		1001					
South Bermondsey (SBM)  d	0849		0905				0919		0935				0949		1005					
Queens Rd Peckham (QRP)  d	0852		0908				0922		0938				0952		1008					
Peckham Rye (PMR)  d	0855		0911				0925		0941				0955		1011					
East Dulwich (EDW)  d	0858		0914				0928		0944				0958		1014					
North Dulwich (NDL)  d	0900		0917				0930		0947				1000		1017					
Tulse Hill (TUH)  a	0904	0909	0920	0924			0934	0939	0950	0954			1004	1009	1020	1024				
Tulse Hill (TUH)  d	0904	0910		0926			0934	0940		0956			1004	1010		1026				
Streatham (STE)  d	0908a	0914		0930			0938a	0944		1000			1008a	1014		1030				
Tooting (TOO)  d		0919						0949						1019						
Haydons Road (HYR)  d		0922						0952						1022						
Wimbledon (WIM)  a		0924						0954						1024						
Wimbledon (WIM)  d		0925						0955						1025						
Wimbledon Chase (WBO)  d		0928						0958						1028						
South Merton (SMO)  d		0930						1000						1030						
Morden South (MDS)  d		0933						1003						1033						
St Helier (SIH)  d		0935						1005						1035						
Sutton Common (SUC)  d		0937						1007						1037						
West Sutton (WSU)  d		0940						1010						1040						
Mitcham Eastfields (MTC)  d				0934		1000				1004		1030				1034		1100		
Mitcham Junction (MIJ)  d				0937		1003				1007		1033				1037		1103		
Hackbridge (HCB)  d				0940		1006				1010		1036				1040		1106		
Carshalton (CSH)  d				0943	0949	1009				1013	1019	1039				1043	1049	1109		
Sutton (Surrey) (SUO)  a		0944		0947	0953	1013		1014		1017	1023	1043		1044		1047	1053	1113		

NOTES (see introductory pages for explanation of train operator codes and standard symbols)

- a Arrival time
- d Departure time
- A From St Albans City, see table 51
- E To Epsom, see table 162
- F To Caterham, see table 172
- G To Dorking, see table 162
- H To Beckenham Junction, see table 165
- J To Horsham, see table 162

London to Wimbledon and Sutton via Streatham and Tulse Hill

Saturdays

Operator Train ID Days of operation/Notes	SN	TL	SN	TL	SN	SN	SN	TL	SN	TL	SN	SN	SN	TL	SN	TL	SN	TL	SN	SN
	2J21 F	9V31 A	2H21 H	9O31 A	1122 G	2122 E	2J23 F	9V33 A	2H23 H	9O33 A	1124 J	2124 E	2J25 F	9V35 A	2H25 H	9O35 A	1126 G	2126 E		
London Victoria (VIC)  d					1055	1111					1125	1141					1155	1211		
Clapham Junction (CLJ)  d					1102	1118					1132	1148					1202	1218		
Balham (BAL)  d						1123						1153								1223
St Pancras International (STP)  d		1012		1027				1042		1057				1112		1127				
Farringdon (ZFD)  d		1017		1032				1047		1102				1117		1132				
City Thameslink (CTK)  d		1019		1034				1049		1104				1119		1134				
London Blackfriars (BFR)  d		1021		1036				1051		1106				1121		1136				
Elephant & Castle (EPH)  d		1025		1040				1055		1110				1125		1140				
Loughborough Jn (LGJ)  d		1030		1045				1100		1115				1130		1145				
Herne Hill (HNN)  d		1035		1050				1105		1120				1135		1150				
London Bridge (LBG)  d	1014		1031				1044		1101				1114		1131					
South Bermondsey (SBM)  d	1019		1035				1049		1105				1119		1135					
Queens Rd Peckham (QRP)  d	1022		1038				1052		1108				1122		1138					
Peckham Rye (PMR)  d	1025		1041				1055		1111				1125		1141					
East Dulwich (EDW)  d	1028		1044				1058		1114				1128		1144					
North Dulwich (NDL)  d	1030		1047				1100		1117				1130		1147					
Tulse Hill (TUH)  a	1034	1039	1050	1054			1104	1109	1120	1124			1134	1139	1150	1154				
Tulse Hill (TUH)  d	1034	1040		1056			1104	1110		1126			1134	1140		1156				
Streatham (STE)  d	1038a	1044		1100			1108a	1114		1130			1138a	1144		1200				
Tooting (TOO)  d		1049						1119						1149						
Haydons Road (HYR)  d		1052						1122						1152						
Wimbledon (WIM)  a		1054						1124						1154						
Wimbledon (WIM)  d		1055						1125						1155						
Wimbledon Chase (WBO)  d		1058						1128						1158						
South Merton (SMO)  d		1100						1130						1200						
Morden South (MDS)  d		1103						1133						1203						
St Helier (SIH)  d		1105						1135						1205						
Sutton Common (SUC)  d		1107						1137						1207						
West Sutton (WSU)  d		1110						1140						1210						
Mitcham Eastfields (MTC)  d				1104		1130				1134		1200				1204				1230
Mitcham Junction (MIJ)  d				1107		1133				1137		1203				1207				1233
Hackbridge (HCB)  d				1110		1136				1140		1206				1210				1236
Carshalton (CSH)  d				1113	1119	1139				1143	1149	1209				1213	1219			1239
Sutton (Surrey) (SUO)  a		1114		1117	1123	1143		1144		1147	1153	1213		1214		1217	1223			1243

NOTES (see introductory pages for explanation of train operator codes and standard symbols)

a Arrival time

d Departure time

A From St Albans City, see table 51

E To Epsom, see table 162

F To Caterham, see table 172



































G To Dorking, see table 162

H To Beckenham Junction, see table 165

J To Horsham, see table 162

London to Wimbledon and Sutton via Streatham and Tulse Hill

Saturdays



































Operator Train ID Days of operation/Notes	SN	TL	SN	TL	SN	SN	SN	TL	SN	TL	SN	SN	SN	TL	SN	TL	SN	TL	SN	SN
	2J27 F	9V37 A	2H27 H	9O37 A	1128 J	2128 E	2J29 F	9V39 A	2H29 H	9O39 A	1130 G	2130 E	2J31 F	9V41 A	2H31 H	9O41 A	1132 J	2132 E		
London Victoria (VIC)  d					1225	1241					1255	1311							1325	1341
Clapham Junction (CLJ)  d					1232	1248					1302	1318							1332	1348
Balham (BAL)  d						1253						1323								1353
St Pancras International (STP)  d		1142		1157				1212		1227				1242		1257				
Farringdon (ZFD)  d		1147		1202				1217		1232				1247		1302				
City Thameslink (CTK)  d		1149		1204				1219		1234				1249		1304				
London Blackfriars (BFR)  d		1151		1206				1221		1236				1251		1306				
Elephant & Castle (EPH)  d		1155		1210				1225		1240				1255		1310				
Loughborough Jn (LGJ)  d		1200		1215				1230		1245				1300		1315				
Herne Hill (HNN)  d		1205		1220				1235		1250				1305		1320				
London Bridge (LBG)  d	1144		1201				1214		1231				1244		1301					
South Bermondsey (SBM)  d	1149		1205				1219		1235				1249		1305					
Queens Rd Peckham (QRP)  d	1152		1208				1222		1238				1252		1308					
Peckham Rye (PMR)  d	1155		1211				1225		1241				1255		1311					
East Dulwich (EDW)  d	1158		1214				1228		1244				1258		1314					
North Dulwich (NDL)  d	1200		1217				1230		1247				1300		1317					
Tulse Hill (TUH)  a	1204	1209	1220	1224			1234	1239	1250	1254			1304	1309	1320	1324				
Tulse Hill (TUH)  d	1204	1210		1226			1234	1240		1256			1304	1310		1326				
Streatham (STE)  d	1208a	1214		1230			1238a	1244		1300			1308a	1314		1330				
Tooting (TOO)  d		1219						1249						1319						
Haydons Road (HYR)  d		1222						1252						1322						
Wimbledon (WIM)  a		1224						1254						1324						
Wimbledon (WIM)  d		1225						1255						1325						
Wimbledon Chase (WBO)  d		1228						1258						1328						
South Merton (SMO)  d		1230						1300						1330						
Morden South (MDS)  d		1233						1303						1333						
St Helier (SIH)  d		1235						1305						1335						
Sutton Common (SUC)  d		1237						1307						1337						
West Sutton (WSU)  d		1240						1310						1340						
Mitcham Eastfields (MTC)  d			1234		1300					1304		1330				1334				1400
Mitcham Junction (MIJ)  d			1237		1303					1307		1333				1337				1403
Hackbridge (HCB)  d			1240		1306					1310		1336				1340				1406
Carshalton (CSH)  d			1243	1249	1309					1313	1319	1339				1343	1349			1409
Sutton (Surrey) (SUO)  a		1244		1247	1253	1313		1314		1317	1323	1343		1344		1347	1353			1413

NOTES (see introductory pages for explanation of train operator codes and standard symbols)

- a Arrival time
- d Departure time
- A From St Albans City, see table 51
- E To Epsom, see table 162
- F To Caterham, see table 172
- G To Dorking, see table 162
- H To Beckenham Junction, see table 165
- J To Horsham, see table 162

London to Wimbledon and Sutton via Streatham and Tulse Hill

Saturdays



































Operator Train ID Days of operation/Notes	SN	TL	SN	TL	SN	SN	SN	TL	SN	TL	SN	SN	SN	TL	SN	TL	SN	TL	SN	SN
	2J33 F	9V43 A	2H33 H	9O43 A	1134 G	2134 E	2J35 F	9V45 A	2H35 H	9O45 A	1136 J	2136 E	2J37 F	9V47 A	2H37 H	9O47 A	1138 G	2138 E		
London Victoria (VIC)  d					1355	1411					1425	1441					1455	1511		
Clapham Junction (CLJ)  d					1402	1418					1432	1448					1502	1518		
Balham (BAL)  d						1423						1453								1523
St Pancras International (STP)  d		1312		1327				1342		1357				1412		1427				
Farringdon (ZFD)  d		1317		1332				1347		1402				1417		1432				
City Thameslink (CTK)  d		1319		1334				1349		1404				1419		1434				
London Blackfriars (BFR)  d		1321		1336				1351		1406				1421		1436				
Elephant & Castle (EPH)  d		1325		1340				1355		1410				1425		1440				
Loughborough Jn (LGJ)  d		1330		1345				1400		1415				1430		1445				
Herne Hill (HNN)  d		1335		1350				1405		1420				1435		1450				
London Bridge (LBG)  d	1314		1331				1344		1401				1414		1431					
South Bermondsey (SBM)  d	1319		1335				1349		1405				1419		1435					
Queens Rd Peckham (QRP)  d	1322		1338				1352		1408				1422		1438					
Peckham Rye (PMR)  d	1325		1341				1355		1411				1425		1441					
East Dulwich (EDW)  d	1328		1344				1358		1414				1428		1444					
North Dulwich (NDL)  d	1330		1347				1400		1417				1430		1447					
Tulse Hill (TUH)  a	1334	1339	1350	1354			1404	1409	1420	1424			1434	1439	1450	1454				
Tulse Hill (TUH)  d	1334	1340		1356			1404	1410		1426			1434	1440		1456				
Streatham (STE)  d	1338a	1344		1400			1408a	1414		1430			1438a	1444		1500				
Tooting (TOO)  d		1349						1419						1449						
Haydons Road (HYR)  d		1352						1422						1452						
Wimbledon (WIM)  a		1354						1424						1454						
Wimbledon (WIM)  d		1355						1425						1455						
Wimbledon Chase (WBO)  d		1358						1428						1458						
South Merton (SMO)  d		1400						1430						1500						
Morden South (MDS)  d		1403						1433						1503						
St Helier (SIH)  d		1405						1435						1505						
Sutton Common (SUC)  d		1407						1437						1507						
West Sutton (WSU)  d		1410						1440						1510						
Mitcham Eastfields (MTC)  d				1404						1434				1500				1504		1530
Mitcham Junction (MIJ)  d				1407						1437				1503				1507		1533
Hackbridge (HCB)  d				1410						1440				1506				1510		1536
Carshalton (CSH)  d				1413	1419	1439				1443	1449	1509						1513	1519	1539
Sutton (Surrey) (SUO)  a		1414		1417	1423	1443			1444		1447	1453	1513		1514			1517	1523	1543

NOTES (see introductory pages for explanation of train operator codes and standard symbols)

- a Arrival time
- d Departure time
- A From St Albans City, see table 51
- E To Epsom, see table 162
- F To Caterham, see table 172
- G To Dorking, see table 162
- H To Beckenham Junction, see table 165
- J To Horsham, see table 162

London to Wimbledon and Sutton via Streatham and Tulse Hill

Saturdays



































Operator Train ID Days of operation/Notes	SN	TL	SN	TL	SN	SN	SN	TL	SN	TL	SN	SN	SN	TL	SN	TL	SN	TL	SN	SN
	2J39 F	9V49 A	2H39 H	9O49 A	1140 J	2140 E	2J41 F	9V51 A	2H41 H	9O51 A	1142 G	2142 E	2J43 F	9V53 A	2H43 H	9O53 A	1144 J	2144 E		
London Victoria (VIC)  d					1525	1541					1555	1611							1625	1641
Clapham Junction (CLJ)  d					1532	1548					1602	1618							1632	1648
Balham (BAL)  d						1553						1623								1653
St Pancras International (STP)  d		1442		1457				1512		1527				1542		1557				
Farringdon (ZFD)  d		1447		1502				1517		1532				1547		1602				
City Thameslink (CTK)  d		1449		1504				1519		1534				1549		1604				
London Blackfriars (BFR)  d		1451		1506				1521		1536				1551		1606				
Elephant & Castle (EPH)  d		1455		1510				1525		1540				1555		1610				
Loughborough Jn (LGJ)  d		1500		1515				1530		1545				1600		1615				
Herne Hill (HNN)  d		1505		1520				1535		1550				1605		1620				
London Bridge (LBG)  d	1444		1501				1514		1531				1544		1601					
South Bermondsey (SBM)  d	1449		1505				1519		1535				1549		1605					
Queens Rd Peckham (QRP)  d	1452		1508				1522		1538				1552		1608					
Peckham Rye (PMR)  d	1455		1511				1525		1541				1555		1611					
East Dulwich (EDW)  d	1458		1514				1528		1544				1558		1614					
North Dulwich (NDL)  d	1500		1517				1530		1547				1600		1617					
Tulse Hill (TUH)  a	1504	1509	1520	1524			1534	1539	1550	1554			1604	1609	1620	1624				
Tulse Hill (TUH)  d	1504	1510		1526			1534	1540		1556			1604	1610		1626				
Streatham (STE)  d	1508a	1514		1530			1538a	1544		1600			1608a	1614		1630				
Tooting (TOO)  d		1519						1549						1619						
Haydons Road (HYR)  d		1522						1552						1622						
Wimbledon (WIM)  a		1524						1554						1624						
Wimbledon (WIM)  d		1525						1555						1625						
Wimbledon Chase (WBO)  d		1528						1558						1628						
South Merton (SMO)  d		1530						1600						1630						
Morden South (MDS)  d		1533						1603						1633						
St Helier (SIH)  d		1535						1605						1635						
Sutton Common (SUC)  d		1537						1607						1637						
West Sutton (WSU)  d		1540						1610						1640						
Mitcham Eastfields (MTC)  d				1534		1600				1604		1630				1634				1700
Mitcham Junction (MIJ)  d				1537		1603				1607		1633				1637				1703
Hackbridge (HCB)  d				1540		1606				1610		1636				1640				1706
Carshalton (CSH)  d				1543	1549	1609				1613	1619	1639				1643	1649			1709
Sutton (Surrey) (SUO)  a		1544		1547	1553	1613		1614		1617	1623	1643		1644		1647	1653			1713

NOTES (see introductory pages for explanation of train operator codes and standard symbols)

- a Arrival time
- d Departure time
- A From St Albans City, see table 51
- E To Epsom, see table 162
- F To Caterham, see table 172
- G To Dorking, see table 162
- H To Beckenham Junction, see table 165
- J To Horsham, see table 162

London to Wimbledon and Sutton via Streatham and Tulse Hill

Saturdays



































Operator Train ID Days of operation/Notes	SN	TL	SN	TL	SN	SN	SN	TL	SN	TL	SN	SN	SN	TL	SN	TL	SN	TL	SN	TL
	2J45 F	9V55 A	2H45 H	9O55 A	1146 G	2146 E	2J47 F	9V57 A	2H47 H	9O57 A	1148 J	2148 E	2J49 F	9V59 A	2H49 H	9O59 A	1150 G	2150 E		
London Victoria (VIC)  d					1655	1711					1725	1741					1755	1811		
Clapham Junction (CLJ)  d					1702	1718					1732	1748					1802	1818		
Balham (BAL)  d						1723						1753						1823		
St Pancras International (STP)  d		1612		1627				1642		1657				1712		1727				
Farringdon (ZFD)  d		1617		1632				1647		1702				1717		1732				
City Thameslink (CTK)  d		1619		1634				1649		1704				1719		1734				
London Blackfriars (BFR)  d		1621		1636				1651		1706				1721		1736				
Elephant & Castle (EPH)  d		1625		1640				1655		1710				1725		1740				
Loughborough Jn (LGJ)  d		1630		1645				1700		1715				1730		1745				
Herne Hill (HNN)  d		1635		1650				1705		1720				1735		1750				
London Bridge (LBG)  d	1614		1631				1644		1701				1714		1731					
South Bermondsey (SBM)  d	1619		1635				1649		1705				1719		1735					
Queens Rd Peckham (QRP)  d	1622		1638				1652		1708				1722		1738					
Peckham Rye (PMR)  d	1625		1641				1655		1711				1725		1741					
East Dulwich (EDW)  d	1628		1644				1658		1714				1728		1744					
North Dulwich (NDL)  d	1630		1647				1700		1717				1730		1747					
Tulse Hill (TUH)  a	1634	1639	1650	1654			1704	1709	1720	1724			1734	1739	1750	1754				
Tulse Hill (TUH)  d	1634	1640		1656			1704	1710		1726			1734	1740		1756				
Streatham (STE)  d	1638a	1644		1700			1708a	1714		1730			1738a	1744		1800				
Tooting (TOO)  d		1649						1719						1749						
Haydons Road (HYR)  d		1652						1722						1752						
Wimbledon (WIM)  a		1654						1724						1754						
Wimbledon (WIM)  d		1655						1725						1755						
Wimbledon Chase (WBO)  d		1658						1728						1758						
South Merton (SMO)  d		1700						1730						1800						
Morden South (MDS)  d		1703						1733						1803						
St Helier (SIH)  d		1705						1735						1805						
Sutton Common (SUC)  d		1707						1737						1807						
West Sutton (WSU)  d		1710						1740						1810						
Mitcham Eastfields (MTC)  d				1704		1730				1734		1800				1804		1830		
Mitcham Junction (MIJ)  d				1707		1733				1737		1803				1807		1833		
Hackbridge (HCB)  d				1710		1736				1740		1806				1810		1836		
Carshalton (CSH)  d				1713	1719	1739				1743	1749	1809				1813	1819	1839		
Sutton (Surrey) (SUO)  a		1714		1717	1723	1743		1744		1747	1753	1813		1814		1817	1823	1843		

NOTES (see introductory pages for explanation of train operator codes and standard symbols)

- a Arrival time
- d Departure time
- A From St Albans City, see table 51
- E To Epsom, see table 162
- F To Caterham, see table 172
- G To Dorking, see table 162
- H To Beckenham Junction, see table 165
- J To Horsham, see table 162

London to Wimbledon and Sutton via Streatham and Tulse Hill

Saturdays



































Operator Train ID Days of operation/Notes	SN	TL	SN	TL	SN	SN	SN	TL	SN	TL	SN	SN	SN	TL	SN	TL	SN	TL	SN	TL
	2J51 F	9V61 A	2H51 H	9061 A	1152 G	2152 E	2J53 F	9V63 A	2H53 H	9063 A	1154 G	2154 E	2J55 F	9V65 A	2H55 H	9065 A	1156 G	2156 E		
London Victoria (VIC)  d					1825	1841					1855	1911					1925	1941		
Clapham Junction (CLJ)  d					1832	1848					1902	1918					1932	1948		
Balham (BAL)  d						1853						1923						1953		
St Pancras International (STP)  d		1742		1757				1812		1827				1842		1857				
Farringdon (ZFD)  d		1747		1802				1817		1832				1847		1902				
City Thameslink (CTK)  d		1749		1804				1819		1834				1849		1904				
London Blackfriars (BFR)  d		1751		1806				1821		1836				1851		1906				
Elephant & Castle (EPH)  d		1755		1810				1825		1840				1855		1910				
Loughborough Jn (LGJ)  d		1800		1815				1830		1845				1900		1915				
Herne Hill (HNN)  d		1805		1820				1835		1850				1905		1920				
London Bridge (LBG)  d	1744		1801				1814		1831				1844		1901					
South Bermondsey (SBM)  d	1749		1805				1819		1835				1849		1905					
Queens Rd Peckham (QRP)  d	1752		1808				1822		1838				1852		1908					
Peckham Rye (PMR)  d	1755		1811				1825		1841				1855		1911					
East Dulwich (EDW)  d	1758		1814				1828		1844				1858		1914					
North Dulwich (NDL)  d	1800		1817				1830		1847				1900		1917					
Tulse Hill (TUH)  a	1804	1809	1820	1824			1834	1839	1850	1854			1904	1909	1920	1924				
Tulse Hill (TUH)  d	1804	1810		1826			1834	1840		1856			1904	1910		1926				
Streatham (STE)  d	1808a	1814		1830			1838a	1844		1900			1908a	1914		1930				
Tooting (TOO)  d		1819						1849						1919						
Haydons Road (HYR)  d		1822						1852						1922						
Wimbledon (WIM)  a		1824						1854						1924						
Wimbledon (WIM)  d		1825						1855						1925						
Wimbledon Chase (WBO)  d		1828						1858						1928						
South Merton (SMO)  d		1830						1900						1930						
Morden South (MDS)  d		1833						1903						1933						
St Helier (SIH)  d		1835						1905						1935						
Sutton Common (SUC)  d		1837						1907						1937						
West Sutton (WSU)  d		1840						1910						1940						
Mitcham Eastfields (MTC)  d				1834		1900				1904		1930				1934		2000		
Mitcham Junction (MIJ)  d				1837		1903				1907		1933				1937		2003		
Hackbridge (HCB)  d				1840		1906				1910		1936				1940		2006		
Carshalton (CSH)  d				1843	1849	1909				1913	1919	1939				1943	1949	2009		
Sutton (Surrey) (SUO)  a		1844		1847	1853	1913		1914		1917	1923	1943		1944		1947	1953	2013		

NOTES (see introductory pages for explanation of train operator codes and standard symbols)

- a Arrival time
- d Departure time
- A From St Albans City, see table 51
- E To Epsom, see table 162
- F To Caterham, see table 172
- G To Dorking, see table 162
- H To Beckenham Junction, see table 165

London to Wimbledon and Sutton via Streatham and Tulse Hill

Saturdays



















Operator Train ID Days of operation/Notes	SN	TL	SN	TL	SN	SN	SN	TL	SN	TL	SN	SN	SN	TL	SN	TL	SN	TL	SN	SN
	2J57 F	9V67 A	2H57 H	9O67 A	1158 G	2158 E	2J59 F	9V69 A	2H59 H	9O69 A	1160 G	2160 E	2J61 F	9V71 A	2H61 H	9O71 A	1162 G	2162 E		
London Victoria (VIC)  d					1955	2011					2025	2041					2055	2111		
Clapham Junction (CLJ)  d					2002	2018					2032	2048					2102	2118		
Balham (BAL)  d						2023						2053								2123
St Pancras International (STP)  d		1912		1927				1942		1957				2012		2027				
Farringdon (ZFD)  d		1917		1932				1947		2002				2017		2032				
City Thameslink (CTK)  d		1919		1934				1949		2004				2019		2034				
London Blackfriars (BFR)  d		1921		1936				1951		2006				2021		2036				
Elephant & Castle (EPH)  d		1925		1940				1955		2010				2025		2040				
Loughborough Jn (LGJ)  d		1930		1945				2000		2015				2030		2045				
Herne Hill (HNN)  d		1935		1950				2005		2020				2035		2050				
London Bridge (LBG)  d	1914		1931				1944		2001				2014		2031					
South Bermondsey (SBM)  d	1919		1935				1949		2005				2019		2035					
Queens Rd Peckham (QRP)  d	1922		1938				1952		2008				2022		2038					
Peckham Rye (PMR)  d	1925		1941				1955		2011				2025		2041					
East Dulwich (EDW)  d	1928		1944				1958		2014				2028		2044					
North Dulwich (NDL)  d	1930		1947				2000		2017				2030		2047					
Tulse Hill (TUH)  a	1934	1939	1950	1954			2004	2009	2020	2024			2034	2039	2050	2054				
Tulse Hill (TUH)  d	1934	1940		1956			2004	2010		2026			2034	2040		2056				
Streatham (STE)  d	1938a	1944		2000			2008a	2014		2030			2038a	2044		2100				
Tooting (TOO)  d		1949						2019						2049						
Haydens Road (HYR)  d		1952						2022						2052						
Wimbledon (WIM)  a		1954						2024						2054						
Wimbledon (WIM)  d		1955						2025						2055						
Wimbledon Chase (WBO)  d		1958						2028						2058						
South Merton (SMO)  d		2000						2030						2100						
Morden South (MDS)  d		2003						2033						2103						
St Helier (SIH)  d		2005						2035						2105						
Sutton Common (SUC)  d		2007						2037						2107						
West Sutton (WSU)  d		2010						2040						2110						
Mitcham Eastfields (MTC)  d			2004		2030					2034		2100				2104		2130		
Mitcham Junction (MIJ)  d			2007		2033					2037		2103				2107		2133		
Hackbridge (HCB)  d			2010		2036					2040		2106				2110		2136		
Carshalton (CSH)  d			2013	2019	2039					2043	2049	2109				2113	2119	2139		
Sutton (Surrey) (SUO)  a		2014		2017	2023	2043		2044		2047	2053	2113		2114		2117	2123	2143		

NOTES (see introductory pages for explanation of train operator codes and standard symbols)

- a Arrival time
- d Departure time
- A From St Albans City, see table 51
- E To Epsom, see table 162
- F To Caterham, see table 172
- G To Dorking, see table 162
- H To Beckenham Junction, see table 165

London to Wimbledon and Sutton via Streatham and Tulse Hill

Saturdays



















Operator Train ID Days of operation/Notes	SN	TL	SN	TL	SN	SN	SN	TL	SN	TL	SN	SN	SN	TL	SN	TL	SN	TL	SN	SN
	2J63 F	9V73 A	2H63 H	9073 A	1164 G	2164 E	2J65 F	9V75 A	2H65 H	9075 A	1166 G	2166 E	2J67 F	9V77 A	2H67 H	9077 A	1168 G	2168 E		
London Victoria (VIC)  d					2125	2141					2155	2211					2225	2241		
Clapham Junction (CLJ)  d					2132	2148					2202	2218					2233	2249		
Balham (BAL)  d						2153						2223								2253
St Pancras International (STP)  d		2042		2057				2112		2127				2142		2157				
Farringdon (ZFD)  d		2047		2102				2117		2132				2147		2202				
City Thameslink (CTK)  d		2049																		
London Blackfriars (BFR)  d		2051		2106				2121		2136				2151		2206				
Elephant & Castle (EPH)  d		2055		2110				2125		2140				2155		2210				
Loughborough Jn (LGJ) d		2100		2115				2130		2145				2200		2215				
Herne Hill (HNN)  d		2105		2120				2135		2150				2205		2220				
London Bridge (LBG)  d	2044		2101				2114		2131				2144		2201					
South Bermondsey (SBM) d	2049		2105				2119		2135				2149		2205					
Queens Rd Peckham (QRP) d	2052		2108				2122		2138				2152		2208					
Peckham Rye (PMR)  d	2055		2111				2125		2141				2155		2211					
East Dulwich (EDW) d	2058		2114				2128		2144				2158		2214					
North Dulwich (NDL) d	2100		2117				2130		2147				2200		2217					
Tulse Hill (TUH)  a	2104	2109	2120	2124			2134	2139	2150	2154			2204	2209	2220	2224				
Tulse Hill (TUH)  d	2104	2110		2126			2134	2140		2156			2204	2210		2226				
Streatham (STE)  d	2108a	2114		2130			2138a			2200			2208a	2214		2230				
Tooting (TOO) d		2119						2149						2219						
Haydons Road (HYR) d		2122						2152						2222						
Wimbledon (WIM)  a		2124						2154						2224						
Wimbledon (WIM)  d		2125						2155						2225						
Wimbledon Chase (WBO) d		2128						2158						2228						
South Merton (SMO) d		2130						2200						2230						
Morden South (MDS) d		2133						2203						2233						
St Helier (SIH) d		2135						2205						2235						
Sutton Common (SUC) d		2137						2207						2237						
West Sutton (WSU) d		2140						2210						2240						
Mitcham Eastfields (MTC) d				2134		2200				2204		2230				2234		2300		
Mitcham Junction (MIJ)  d				2137		2203				2207		2233				2237		2303		
Hackbridge (HCB) d				2140		2206				2210		2236				2240		2306		
Carshalton (CSH) d				2143	2149	2209				2213	2219	2239				2243	2249	2309		
Sutton (Surrey) (SUO)  a		2144		2147	2153	2213		2214		2217	2223	2243		2244		2247	2253	2313		

NOTES (see introductory pages for explanation of train operator codes and standard symbols)

- a Arrival time
- d Departure time
- A From St Albans City, see table 51
- E To Epsom, see table 162
- F To Caterham, see table 172
- G To Dorking, see table 162
- H To Beckenham Junction, see table 165

London to Wimbledon and Sutton via Streatham and Tulse Hill

Saturdays

Operator Train ID Days of operation/Notes	SN	TL	SN	TL	SN	SN	SN	TL	SN	TL	SN	SN	TL	SN	SN	TL	SN	TL	SN	TL
	2J69 F	9V79 A	2H69 H	9O79 A	1170 G	2170 E	2J95 C	9V81 A	2H91 L	9O81 A	1172 G	2J97 C	9V83 A	2172 E	2H93 L	9V85 B	2J99 C	2K74 L		
London Victoria (VIC)  d					2255	2311					2325			2345						
Clapham Junction (CLJ)  d					2302	2318					2332			2353						
Balham (BAL)  d						2323								2357						
St Pancras International (STP)  d		2212		2227				2242		2257			2312			2344				
Farringdon (ZFD)  d		2217		2232				2247		2302			2317			2349				
City Thameslink (CTK)  d																				
London Blackfriars (BFR)  d		2221		2236				2251		2306			2321			2353				
Elephant & Castle (EPH)  d		2225		2240				2255		2310			2325			2357				
Loughborough Jn (LGJ) d		2230		2245				2300		2315			2330			0002				
Herne Hill (HNN)  d		2235		2250				2305		2320			2335			0006				
London Bridge (LBG)  d	2214		2231				2245		2301			2314			2331		2355	0001		
South Bermondsey (SBM) d	2219		2235				2249		2305			2319			2335		2359	0007		
Queens Rd Peckham (QRP) d	2222		2238				2252		2308			2322			2338		0002	0010		
Peckham Rye (PMR)  d	2225		2241				2255		2311			2325			2341		0006	0012		
East Dulwich (EDW) d	2228		2244				2258		2314			2328			2344		0009	0015		
North Dulwich (NDL) d	2230		2247				2300		2317			2330			2347		0011	0017		
Tulse Hill (TUH)  a	2234	2239	2250	2254			2304	2309	2320	2324		2334	2339		2350	0010	0019	0021		
Tulse Hill (TUH)  d	2234	2240		2256			2304	2310		2326		2334	2340			0011	0019			
Streatham (STE)  d	2238a	2244		2300			2308a	2314		2330		2338a	2344			0014	0023a			
Tooting (TOO) d		2249						2319					2349			0019				
Haydons Road (HYR) d		2252						2322					2352			0022				
Wimbledon (WIM)  a		2254						2324					2354			0024				
Wimbledon (WIM)  d		2255						2325					2355			0025				
Wimbledon Chase (WBO) d		2258						2328					2358			0028				
South Merton (SMO) d		2300						2330					0001			0030				
Morden South (MDS) d		2303						2333					0004			0033				
St Helier (SIH) d		2305						2335					0006			0035				
Sutton Common (SUC) d		2307						2337					0008			0037				
West Sutton (WSU) d		2310						2340					0011			0040				
Mitcham Eastfields (MTC) d				2304		2330				2334				0004						
Mitcham Junction (MIJ)  d				2307		2333				2337				0007						
Hackbridge (HCB) d				2310		2336				2340				0010						
Carshalton (CSH) d				2313	2319	2339				2343	2352			0013						
Sutton (Surrey) (SUO)  a		2314		2317	2323	2343		2344		2347	2358		0014	0017		0044				

NOTES (see introductory pages for explanation of train operator codes and standard symbols)

- a Arrival time
d Departure time
- A From St Albans City, see table 51
B From Luton, see table 51
C To Selhurst, see table 164
E To Epsom, see table 162
F To Caterham, see table 172
G To Dorking, see table 162
H To Beckenham Junction, see table 165
L To Norwood Junction, see table 165

London to Wimbledon and Sutton via Streatham and Tulse Hill

Saturdays

Operator Train ID Days of operation/Notes	SN	SN
	2J76 C	2K76 L
London Victoria (VIC)	10 d	
Clapham Junction (CLJ)	10 d	
Balham (BAL)	4 d	
St Pancras International (STP)	15 d	
Farringdon (ZFD)	3 d	
City Thameslink (CTK)	3 d	
London Blackfriars (BFR)	3 d	
Elephant & Castle (EPH)	d	
Loughborough Jn (LGJ)	d	
Herne Hill (HNH)	4 d	
London Bridge (LBG)	4 d	0025 0031
South Bermondsey (SBM)	d	0029 0035
Queens Rd Peckham (QRP)	d	0034 0038
Peckham Rye (PMR)	4 d	0037 0041
East Dulwich (EDW)	d	0041 0044
North Dulwich (NDL)	d	0043 0047
Tulse Hill (TUH)	4 a	0047 0050
Tulse Hill (TUH)	4 d	0047
Streatham (STE)	4 d	0051a
Tooting (TOO)	d	
Haydons Road (HYR)	d	
Wimbledon (WIM)	6 a	
Wimbledon (WIM)	6 d	
Wimbledon Chase (WBO)	d	
South Merton (SMO)	d	
Morden South (MDS)	d	
St Helier (SIH)	d	
Sutton Common (SUC)	d	
West Sutton (WSU)	d	
Mitcham Eastfields (MTC)	d	
Mitcham Junction (MIJ)	d	
Hackbridge (HCB)	d	
Carshalton (CSH)	d	
Sutton (Surrey) (SUO)	4 a	

NOTES (see introductory pages for explanation of train operator codes and standard symbols)

a Arrival time



































d Departure time

C To Selhurst, see table 164

L To Norwood Junction, see table 165

London to Wimbledon and Sutton via Streatham and Tulse Hill

Sundays



































Operator Train ID Days of operation/Notes	SN	SN	SN	SN	SN	SN	SN	SN	SN	SN	TL	SN	SN	SN	SN	TL	SN	SN	SN
	2192 E	2194 E	2J09 F	2H09 G	2196 E	2J11 F	2H11 G	2198 E	2J13 F	9023	2H13 G	2112 B	2J15 F	1114 E	9025	2H15 G	2114 B	1116 E	
London Victoria (VIC)  d	0640	0710			0740			0810					0841		0855			0911	0925
Clapham Junction (CLJ)  d	0647	0717			0747			0817					0848		0902			0918	0932
Balham (BAL)  d	0653	0723			0752			0823					0853					0923	
St Pancras International (STP)  d																			
Farringdon (ZFD)  d																			
City Thameslink (CTK)  d																			
London Blackfriars (BFR)  d																			
Elephant & Castle (EPH)  d																			
Loughborough Jn (LGJ)  d																			
Herne Hill (HNN)  d																			
London Bridge (LBG)  d			0716	0735		0746	0805		0817	0830	0833		0847		0900	0903			
South Bermondsey (SBM)  d			0724 ^e	0739		0753 ^c	0809		0824 ^c		0837		0854 ^c			0907			
Queens Rd Peckham (QRP)  d			0727	0742		0756	0812		0827		0840		0857			0910			
Peckham Rye (PMR)  d			0731	0745		0800	0815		0830	0839	0843		0900		0909	0913			
East Dulwich (EDW)  d			0734	0748		0803	0818		0833		0846		0903			0916			
North Dulwich (NDL)  d			0737	0751		0806	0821		0835		0848		0905			0918			
Tulse Hill (TUH)  a			0740	0754		0809	0824		0838	0845	0852		0908		0915	0922			
Tulse Hill (TUH)  d			0743			0813			0839	0847			0909		0917				
Streatham (STE)  d			0746 ^a			0816 ^a			0842 ^a	0851			0912 ^a		0921				
Tooting (TOO)  d																			
Haydens Road (HYR)  d																			
Wimbledon (WIM)  a																			
Wimbledon (WIM)  d																			
Wimbledon Chase (WBO)  d																			
South Merton (SMO)  d																			
Morden South (MDS)  d																			
St Helier (SIH)  d																			
Sutton Common (SUC)  d																			
West Sutton (WSU)  d																			
Mitcham Eastfields (MTC)  d	0700	0730			0800			0830		0855		0900			0925	0930			
Mitcham Junction (MIJ)  d	0703	0733			0803			0833		0858		0903			0928	0933			
Hackbridge (HCB)  d	0706	0736			0806			0836		0901		0906			0931	0936			
Carshalton (CSH)  d	0709	0739			0809			0839		0904		0909		0919	0934	0939	0949		
Sutton (Surrey) (SUO)  a	0712	0742			0812			0842		0907		0913		0923	0937	0943	0953		

NOTES (see introductory pages for explanation of train operator codes and standard symbols)

- a Arrival time
- d Departure time
- c Arrives 3 minutes earlier
- e Arrives 4 minutes earlier
- B To Epsom, see table 162
- E To Dorking, see table 162
- F To East Croydon, see table 164
- G To Crystal Palace, see table 165

London to Wimbledon and Sutton via Streatham and Tulse Hill

Sundays

Operator Train ID Days of operation/Notes	SN	TL	SN	SN	SN	SN	TL	TL	SN	SN	SN	SN	SN	TL	SN	TL	SN	SN	
	2J17 F	9O27	2H17 G	2I16 B	1I18 E	2J19 F	9V29 C	9O29	2I18 B	2H19 G	1I20 E	2I20 B	2J21 F	9V31 C	2H21 G	9O31	1I22 E	2I22 B	
London Victoria (VIC)  10 d				0941	0955				1011		1025	1041					1055	1111	
Clapham Junction (CLJ)  10 d				0948	1002				1018		1032	1048					1102	1118	
Balham (BAL)  4 d				0953					1023		1053							1123	
St Pancras International (STP)  15 d							0937							1007					
Farringdon (ZFD)  3 d							0941							1011					
City Thameslink (CTK)  3 d																			
London Blackfriars (BFR)  3 d		0929					0946	0959							1016		1036		
Elephant & Castle (EPH)  d		0933					0951	1003							1021		1040		
Loughborough Jn (LGJ)  d		0938					0956	1008							1026		1045		
Herne Hill (HNH)  4 d		0942					1000	1012							1030		1050		
London Bridge (LBG)  4 d	0914		0931			0944				1001			1014		1031				
South Bermondsey (SBM)  d	0919		0935			0949				1005			1019		1035				
Queens Rd Peckham (QRP)  d	0922		0938			0952				1008			1022		1038				
Peckham Rye (PMR)  4 d	0925		0941			0955				1011			1025		1041				
East Dulwich (EDW)  d	0928		0944			0958				1014			1028		1044				
North Dulwich (NDL)  d	0930		0947			1000				1017			1030		1047				
Tulse Hill (TUH)  4 a	0933	0946	0952			1003	1005	1016		1020			1033	1035	1050	1054			
Tulse Hill (TUH)  4 d	0934	0947				1004	1007	1017					1034	1037		1057			
Streatham (STE)  4 d	0937a	0951				1007a	1011	1021					1037a	1041		1101			
Tooting (TOO)  d							1017								1047				
Haydens Road (HYR)  d							1020								1050				
Wimbledon (WIM)  6 a							1023								1053				
Wimbledon (WIM)  6 d							1023								1053				
Wimbledon Chase (WBO)  d							1028								1058				
South Merton (SMO)  d							1030								1100				
Morden South (MDS)  d							1033								1103				
St Helier (SIH)  d							1035								1105				
Sutton Common (SUC)  d							1037								1107				
West Sutton (WSU)  d							1040								1110				
Mitcham Eastfields (MTC)  d		0955		1000					1025	1030			1100			1105		1130	
Mitcham Junction (MIJ)  d		0958		1003					1028	1033			1103			1108		1133	
Hackbridge (HCB)  d		1001		1006					1031	1036			1106			1111		1136	
Carshalton (CSH)  d		1004		1009	1019				1034	1039		1049	1109			1114	1119	1139	
Sutton (Surrey) (SUO)  4 a		1007		1013	1023		1044	1037	1043			1053	1113		1114		1117	1123	1143

NOTES (see introductory pages for explanation of train operator codes and standard symbols)

- a Arrival time
d Departure time
- B To Epsom, see table 162
C From Luton, see table 51
E To Dorking, see table 162
F To East Croydon, see table 164
G To Crystal Palace, see table 165

London to Wimbledon and Sutton via Streatham and Tulse Hill

Sundays

Operator Train ID Days of operation/Notes	SN	TL	SN	TL	SN	SN	SN	TL	SN	TL	SN	SN	SN	TL	SN	TL	SN	SN
	2J23 F	9V33 C	2H23 G	9O33	1124 E	2124 B	2J25 F	9V35 C	2H25 G	9O35	1126 E	2126 B	2J27 F	9V37 C	2H27 G	9O37	1128 E	2128 B
London Victoria (VIC) 10 d					1125	1141					1155	1211					1225	1241
Clapham Junction (CLJ) 10 d					1132	1148					1202	1218					1232	1248
Balham (BAL) 4 d						1153						1223						1253
St Pancras International (STP) 15 d		1037						1107						1137		1157		
Farringdon (ZFD) 3 d		1041						1111						1141		1201		
City Thameslink (CTK) 3 d																		
London Blackfriars (BFR) 3 d		1046		1106				1116		1136				1146		1206		
Elephant & Castle (EPH) d		1051		1110				1121		1140				1151		1210		
Loughborough Jn (LGJ) d		1056		1115				1126		1145				1156		1215		
Herne Hill (HNN) 4 d		1100		1120				1130		1150				1200		1220		
London Bridge (LBG) 4 d	1044		1101				1114		1131				1144		1201			
South Bermondsey (SBM) d	1049		1105				1119		1135				1149		1205			
Queens Rd Peckham (QRP) d	1052		1108				1122		1138				1152		1208			
Peckham Rye (PMR) 4 d	1055		1111				1125		1141				1155		1211			
East Dulwich (EDW) d	1058		1114				1128		1144				1158		1214			
North Dulwich (NDL) d	1100		1117				1130		1147				1200		1217			
Tulse Hill (TUH) 4 a	1103	1105	1120	1124			1133	1135	1150	1154			1203	1205	1220	1224		
Tulse Hill (TUH) 4 d	1104	1107		1127			1134	1137		1157			1204	1207		1227		
Streatham (STE) 4 d	1107a	1111		1131			1137a	1141		1201			1207a	1211		1231		
Tooting (TOO) d		1119						1149						1219				
Haydons Road (HYR) d		1122						1152						1222				
Wimbledon (WIM) 6 a		1124						1154						1224				
Wimbledon (WIM) 6 d		1125						1155						1225				
Wimbledon Chase (WBO) d		1128						1158						1228				
South Merton (SMO) d		1130						1200						1230				
Morden South (MDS) d		1133						1203						1233				
St Helier (SIH) d		1135						1205						1235				
Sutton Common (SUC) d		1137						1207						1237				
West Sutton (WSU) d		1140						1210						1240				
Mitcham Eastfields (MTC) d				1135		1200				1205		1230				1235		1300
Mitcham Junction (MIJ) d				1138		1203				1208		1233				1238		1303
Hackbridge (HCB) d				1141		1206				1211		1236				1241		1306
Carshalton (CSH) d				1144	1149	1209				1214	1219	1239				1244	1249	1309
Sutton (Surrey) (SUO) 4 a		1144		1147	1153	1213		1214		1217	1223	1243		1244		1247	1253	1313



































NOTES (see introductory pages for explanation of train operator codes and standard symbols)

- a Arrival time
d Departure time

- B To Epsom, see table 162
C From Luton, see table 51
E To Dorking, see table 162
F To East Croydon, see table 164
G To Crystal Palace, see table 165

London to Wimbledon and Sutton via Streatham and Tulse Hill

Sundays

Operator Train ID Days of operation/Notes	SN	TL	SN	TL	SN	SN	SN	TL	SN	TL	SN	SN	SN	TL	SN	TL	SN	TL	SN	SN
	2J29 F	9V39 C	2H29 G	9O39	1130 E	2130 B	2J31 F	9V41 C	2H31 G	9O41 C	1132 E	2132 B	2J33 F	9V43 C	2H33 G	9O43 A	1134 E	2134 B		
London Victoria (VIC)  d					1255	1311					1325	1341							1355	1411
Clapham Junction (CLJ)  d					1302	1318					1332	1348							1402	1418
Balham (BAL)  d						1323						1353								1423
St Pancras International (STP)  d		1207		1227				1237		1257				1312		1327				
Farringdon (ZFD)  d		1211		1231				1241		1301				1316		1331				
City Thameslink (CTK)  d																				
London Blackfriars (BFR)  d		1216		1236				1246		1306				1321		1336				
Elephant & Castle (EPH)  d		1221		1240				1251		1310				1325		1340				
Loughborough Jn (LGJ)  d		1226		1245				1256		1315				1330		1345				
Herne Hill (HNN)  d		1234f		1250				1304f		1320				1334		1350				
London Bridge (LBG)  d	1214		1231					1244		1301			1314		1331					
South Bermondsey (SBM)  d	1219		1235					1249		1305			1319		1335					
Queens Rd Peckham (QRP)  d	1222		1238					1252		1308			1322		1338					
Peckham Rye (PMR)  d	1225		1241					1255		1311			1325		1341					
East Dulwich (EDW)  d	1228		1244					1258		1314			1328		1344					
North Dulwich (NDL)  d	1230		1247					1300		1317			1330		1347					
Tulse Hill (TUH)  a	1233	1239	1250	1254				1303	1309	1320	1324			1333	1339	1350	1354			
Tulse Hill (TUH)  d	1234	1239		1257				1304	1309		1327			1334	1339		1357			
Streatham (STE)  d	1237a	1243		1301				1307a	1313		1331			1337a	1343		1401			
Tooting (TOO)  d		1249							1319						1349					
Haydons Road (HYR)  d		1252							1322						1352					
Wimbledon (WIM)  a		1254							1324						1354					
Wimbledon (WIM)  d		1255							1325						1355					
Wimbledon Chase (WBO)  d		1258							1328						1358					
South Merton (SMO)  d		1300							1330						1400					
Morden South (MDS)  d		1303							1333						1403					
St Helier (SIH)  d		1305							1335						1405					
Sutton Common (SUC)  d		1307							1337						1407					
West Sutton (WSU)  d		1310							1340						1410					
Mitcham Eastfields (MTC)  d				1305		1330					1335		1400				1405		1430	
Mitcham Junction (MIJ)  d				1308		1333					1338		1403				1408		1433	
Hackbridge (HCB)  d				1311		1336					1341		1406				1411		1436	
Carshalton (CSH)  d				1314	1319	1339					1344	1349	1409				1414	1419	1439	
Sutton (Surrey) (SUO)  a		1314		1317	1323	1343		1344			1347	1353	1413		1414		1417	1423	1443	



































NOTES (see introductory pages for explanation of train operator codes and standard symbols)

- a Arrival time
d Departure time
f Arrives 5 minutes earlier

- A From St Albans City, see table 51
B To Epsom, see table 162
C From Luton, see table 51
E To Dorking, see table 162
F To East Croydon, see table 164
G To Crystal Palace, see table 165

London to Wimbledon and Sutton via Streatham and Tulse Hill

Sundays



































Operator Train ID Days of operation/Notes	SN	TL	SN	TL	SN	SN	SN	TL	SN	TL	SN	SN	SN	TL	SN	TL	SN	TL	SN	TL
	2J35 F	9V45 C	2H35 G	9O45 A	1136 E	2136 B	2J37 F	9V47 C	2H37 G	9O47 A	1138 E	2138 B	2J39 F	9V49 C	2H39 G	9O49 A	1140 E	2140 B		
London Victoria (VIC)  d					1425	1441					1455	1511							1525	1541
Clapham Junction (CLJ)  d					1432	1448					1502	1518							1532	1548
Balham (BAL)  d						1453						1523								1553
St Pancras International (STP)  d		1342		1357				1412		1427				1442		1457				
Farringdon (ZFD)  d		1346		1401				1416		1431				1446		1501				
City Thameslink (CTK)  d																				
London Blackfriars (BFR)  d		1351		1406				1421		1436				1451		1506				
Elephant & Castle (EPH)  d		1355		1410				1425		1440				1455		1510				
Loughborough Jn (LGJ)  d		1400		1415				1430		1445				1500		1515				
Herne Hill (HNN)  d		1404		1420				1434		1450				1504		1520				
London Bridge (LBG)  d	1344		1401				1414		1431				1444		1501					
South Bermondsey (SBM)  d	1349		1405				1419		1435				1449		1505					
Queens Rd Peckham (QRP)  d	1352		1408				1422		1438				1452		1508					
Peckham Rye (PMR)  d	1355		1411				1425		1441				1455		1511					
East Dulwich (EDW)  d	1358		1414				1428		1444				1458		1514					
North Dulwich (NDL)  d	1400		1417				1430		1447				1500		1517					
Tulse Hill (TUH)  a	1403	1409	1420	1424			1433	1439	1450	1454			1503	1509	1520	1524				
Tulse Hill (TUH)  d	1404	1409		1427			1434	1439		1457			1504	1509		1527				
Streatham (STE)  d	1407a	1413		1431			1437a	1443		1501			1507a	1513		1531				
Tooting (TOO)  d		1419						1449						1519						
Haydons Road (HYR)  d		1422						1452						1522						
Wimbledon (WIM)  a		1424						1454						1524						
Wimbledon (WIM)  d		1425						1455						1525						
Wimbledon Chase (WBO)  d		1428						1458						1528						
South Merton (SMO)  d		1430						1500						1530						
Morden South (MDS)  d		1433						1503						1533						
St Helier (SIH)  d		1435						1505						1535						
Sutton Common (SUC)  d		1437						1507						1537						
West Sutton (WSU)  d		1440						1510						1540						
Mitcham Eastfields (MTC)  d				1435		1500				1505		1530				1535		1600		
Mitcham Junction (MIJ)  d				1438		1503				1508		1533				1538		1603		
Hackbridge (HCB)  d				1441		1506				1511		1536				1541		1606		
Carshalton (CSH)  d				1444	1449	1509				1514	1519	1539				1544	1549	1609		
Sutton (Surrey) (SUO)  a		1444		1447	1453	1513		1514		1517	1523	1543		1544		1547	1553	1613		

NOTES (see introductory pages for explanation of train operator codes and standard symbols)

- a Arrival time
- d Departure time
- A From St Albans City, see table 51
- B To Epsom, see table 162
- C From Luton, see table 51
- E To Dorking, see table 162
- F To East Croydon, see table 164
- G To Crystal Palace, see table 165

London to Wimbledon and Sutton via Streatham and Tulse Hill

Sundays



































Operator Train ID Days of operation/Notes	SN	TL	SN	TL	SN	SN	SN	TL	SN	TL	SN	SN	SN	TL	SN	TL	SN	TL	SN	TL
	2J41 F	9V51 C	2H41 G	9O51 A	1142 E	2142 B	2J43 F	9V53 C	2H43 G	9O53 A	1144 E	2144 B	2J45 F	9V55 C	2H45 G	9O55 A	1146 E	2146 B		
London Victoria (VIC)  d					1555	1611					1625	1641					1655	1711		
Clapham Junction (CLJ)  d					1602	1618					1632	1648					1702	1718		
Balham (BAL)  d						1623					1653									1723
St Pancras International (STP)  d		1512		1527				1542		1557				1612		1627				
Farringdon (ZFD)  d		1516		1531				1546		1601				1616		1631				
City Thameslink (CTK)  d																				
London Blackfriars (BFR)  d		1521		1536				1551		1606				1621		1636				
Elephant & Castle (EPH)  d		1525		1540				1555		1610				1625		1640				
Loughborough Jn (LGJ)  d		1530		1545				1600		1615				1630		1645				
Herne Hill (HNN)  d		1534		1550				1604		1620				1634		1650				
London Bridge (LBG)  d	1514		1531				1544		1601				1614		1631					
South Bermondsey (SBM)  d	1519		1535				1549		1605				1619		1635					
Queens Rd Peckham (QRP)  d	1522		1538				1552		1608				1622		1638					
Peckham Rye (PMR)  d	1525		1541				1555		1611				1625		1641					
East Dulwich (EDW)  d	1528		1544				1558		1614				1628		1644					
North Dulwich (NDL)  d	1530		1547				1600		1617				1630		1647					
Tulse Hill (TUH)  a	1533	1539	1550	1554			1603	1609	1620	1624			1633	1639	1650	1654				
Tulse Hill (TUH)  d	1534	1539		1557			1604	1609		1627			1634	1639		1657				
Streatham (STE)  d	1537a	1543		1601			1607a	1613		1631			1637a	1643		1701				
Tooting (TOO)  d		1549						1619						1649						
Haydons Road (HYR)  d		1552						1622						1652						
Wimbledon (WIM)  a		1554						1624						1654						
Wimbledon (WIM)  d		1555						1625						1655						
Wimbledon Chase (WBO)  d		1558						1628						1658						
South Merton (SMO)  d		1600						1630						1700						
Morden South (MDS)  d		1603						1633						1703						
St Helier (SIH)  d		1605						1635						1705						
Sutton Common (SUC)  d		1607						1637						1707						
West Sutton (WSU)  d		1610						1640						1710						
Mitcham Eastfields (MTC)  d				1605		1630				1635		1700				1705		1730		
Mitcham Junction (MIJ)  d				1608		1633				1638		1703				1708		1733		
Hackbridge (HCB)  d				1611		1636				1641		1706				1711		1736		
Carshalton (CSH)  d				1614	1619	1639				1644	1649	1709				1714	1719	1739		
Sutton (Surrey) (SUO)  a		1614		1617	1623	1643		1644		1647	1653	1713		1714		1717	1723	1743		

NOTES (see introductory pages for explanation of train operator codes and standard symbols)

- a Arrival time
- d Departure time
- A From St Albans City, see table 51
- B To Epsom, see table 162
- C From Luton, see table 51
- E To Dorking, see table 162
- F To East Croydon, see table 164
- G To Crystal Palace, see table 165

London to Wimbledon and Sutton via Streatham and Tulse Hill

Sundays

Operator Train ID Days of operation/Notes	SN	TL	SN	TL	SN	SN	SN	TL	SN	TL	SN	SN	SN	TL	SN	TL	SN	TL	SN	TL
	2J47 F	9V57 C	2H47 G	9O57 A	1148 E	2148 B	2J49 F	9V59 C	2H49 G	9O59 A	1150 E	2150 B	2J51 F	9V61 C	2H51 G	9O61 A	1152 E	2152 B		
London Victoria (VIC)  10 d					1725	1741					1755	1811							1825	1841
Clapham Junction (CLJ)  10 d					1732	1748					1802	1818							1832	1848
Balham (BAL)  4 d						1753					1823									1853
St Pancras International (STP)  15 d		1642		1657				1712		1727				1742		1757				
Farringdon (ZFD)  3 d		1646		1701				1716		1731				1746		1801				
City Thameslink (CTK)  3 d																				
London Blackfriars (BFR)  3 d		1651		1706				1721		1736				1751		1806				
Elephant & Castle (EPH)  3 d		1655		1710				1725		1740				1755		1810				
Loughborough Jn (LGJ)  3 d		1700		1715				1730		1745				1800		1815				
Herne Hill (HNN)  4 d		1704		1720				1734		1750				1804		1820				
London Bridge (LBG)  4 d	1644		1701				1714		1731				1744		1801					
South Bermondsey (SBM)  4 d	1649		1705				1719		1735				1749		1805					
Queens Rd Peckham (QRP)  4 d	1652		1708				1722		1738				1752		1808					
Peckham Rye (PMR)  4 d	1655		1711				1725		1741				1755		1811					
East Dulwich (EDW)  4 d	1658		1714				1728		1744				1758		1814					
North Dulwich (NDL)  4 d	1700		1717				1730		1747				1800		1817					
Tulse Hill (TUH)  4 a	1703	1709	1720	1724			1733	1739	1750	1754			1803	1809	1820	1824				
Tulse Hill (TUH)  4 d	1704	1709		1727			1734	1739		1757			1804	1809		1827				
Streatham (STE)  4 d	1707a	1713		1731			1737a	1743		1801			1807a	1813		1831				
Tooting (TOO)  4 d		1719						1749						1819						
Haydons Road (HYR)  4 d		1722						1752						1822						
Wimbledon (WIM)  6 a		1724						1754						1824						
Wimbledon (WIM)  6 d		1725						1755						1825						
Wimbledon Chase (WBO)  6 d		1728						1758						1828						
South Merton (SMO)  6 d		1730						1800						1830						
Morden South (MDS)  6 d		1733						1803						1833						
St Helier (SIH)  6 d		1735						1805						1835						
Sutton Common (SUC)  6 d		1737						1807						1837						
West Sutton (WSU)  6 d		1740						1810						1840						
Mitcham Eastfields (MTC)  6 d				1735		1800				1805		1830				1835			1900	
Mitcham Junction (MIJ)  6 d				1738		1803				1808		1833				1838			1903	
Hackbridge (HCB)  6 d				1741		1806				1811		1836				1841			1906	
Carshalton (CSH)  6 d				1744	1749	1809				1814	1819	1839				1844	1849		1909	
Sutton (Surrey) (SUO)  4 a		1744		1747	1753	1813		1814		1817	1823	1843		1844		1847	1853		1913	

NOTES (see introductory pages for explanation of train operator codes and standard symbols)

a Arrival time

d Departure time

A From St Albans City, see table 51

B To Epsom, see table 162

C From Luton, see table 51



































E To Dorking, see table 162

F To East Croydon, see table 164

G To Crystal Palace, see table 165

London to Wimbledon and Sutton via Streatham and Tulse Hill

Sundays



































Operator Train ID Days of operation/Notes	SN	TL	SN	TL	SN	SN	SN	TL	SN	TL	SN	SN	SN	TL	SN	TL	SN	TL	SN	SN
	2J53 F	9V63 C	2H53 G	9O63 A	1154 E	2154 B	2J55 F	9V65 C	2H55 G	9O65 A	1156 E	2156 B	2J57 F	9V67 C	2H57 G	9O67 A	1158 E	2158 B		
London Victoria (VIC)  d					1855	1911					1925	1941					1955	2011		
Clapham Junction (CLJ)  d					1902	1918					1932	1948					2002	2018		
Balham (BAL)  d						1923					1953									2024
St Pancras International (STP)  d		1812		1827				1842		1857				1912		1927				
Farringdon (ZFD)  d		1816		1831				1846		1901				1916		1931				
City Thameslink (CTK)  d																				
London Blackfriars (BFR)  d		1821		1836				1851		1906				1921		1936				
Elephant & Castle (EPH)  d		1825		1840				1855		1910				1925		1940				
Loughborough Jn (LGJ)  d		1830		1845				1900		1915				1930		1945				
Herne Hill (HNN)  d		1834		1850				1904		1920				1934		1950				
London Bridge (LBG)  d	1814		1831					1844		1901			1914		1931					
South Bermondsey (SBM)  d	1819		1835					1849		1905			1919		1935					
Queens Rd Peckham (QRP)  d	1822		1838					1852		1908			1922		1938					
Peckham Rye (PMR)  d	1825		1841					1855		1911			1925		1941					
East Dulwich (EDW)  d	1828		1844					1858		1914			1928		1944					
North Dulwich (NDL)  d	1830		1847					1900		1917			1930		1947					
Tulse Hill (TUH)  a	1833	1839	1850	1854				1903	1909	1920	1924		1933	1939	1950	1954				
Tulse Hill (TUH)  d	1834	1839		1857				1904	1909		1927		1934	1939		1957				
Streatham (STE)  d	1837a	1843		1901				1907a	1913		1931		1937a	1943		2001				
Tooting (TOO)  d		1849						1919						1949						
Haydons Road (HYR)  d		1852						1922						1952						
Wimbledon (WIM)  a		1854						1924						1954						
Wimbledon (WIM)  d		1855						1925						1955						
Wimbledon Chase (WBO)  d		1858						1928						1958						
South Merton (SMO)  d		1900						1930						2000						
Morden South (MDS)  d		1903						1933						2003						
St Helier (SIH)  d		1905						1935						2005						
Sutton Common (SUC)  d		1907						1937						2007						
West Sutton (WSU)  d		1910						1940						2010						
Mitcham Eastfields (MTC)  d				1905		1930				1935		2000				2005				2031
Mitcham Junction (MIJ)  d				1908		1933				1938		2003				2008				2034
Hackbridge (HCB)  d				1911		1936				1941		2006				2011				2037
Carshalton (CSH)  d				1914	1919	1939				1944	1949	2009				2014	2019			2039
Sutton (Surrey) (SUO)  a		1914		1917	1923	1943		1944		1947	1953	2013		2014		2017	2023			2043

NOTES (see introductory pages for explanation of train operator codes and standard symbols)

- a Arrival time
- d Departure time
- A From St Albans City, see table 51
- B To Epsom, see table 162
- C From Luton, see table 51
- E To Dorking, see table 162
- F To East Croydon, see table 164
- G To Crystal Palace, see table 165

London to Wimbledon and Sutton via Streatham and Tulse Hill

Sundays



































Operator Train ID Days of operation/Notes	SN	TL	SN	TL	SN	SN	SN	TL	SN	TL	SN	SN	SN	TL	SN	TL	SN	TL	SN	SN
	2J59 F	9V69 C	2H59 G	9O69 A	1160 E	2160 B	2J61 F	9V71 C	2H61 G	9O71 A	1162 E	2162 B	2J63 F	9V73 C	2H63 G	9O73 A	1164 E	2164 B		
London Victoria (VIC)  d					2025	2041					2055	2111					2125	2141		
Clapham Junction (CLJ)  d					2032	2048					2102	2118					2132	2148		
Balham (BAL)  d						2053					2123							2153		
St Pancras International (STP)  d		1942		1957				2012		2027				2042		2057				
Farringdon (ZFD)  d		1946		2001				2016		2031				2046		2101				
City Thameslink (CTK)  d																				
London Blackfriars (BFR)  d		1951		2006				2021		2036				2051		2106				
Elephant & Castle (EPH)  d		1955		2010				2025		2040				2055		2110				
Loughborough Jn (LGJ)  d		2000		2015				2030		2045				2100		2115				
Herne Hill (HNN)  d		2004		2020				2034		2050				2104		2120				
London Bridge (LBG)  d	1944		2001				2014		2031				2044		2101					
South Bermondsey (SBM)  d	1949		2005				2019		2035				2049		2105					
Queens Rd Peckham (QRP)  d	1952		2008				2022		2038				2052		2108					
Peckham Rye (PMR)  d	1955		2011				2025		2041				2055		2111					
East Dulwich (EDW)  d	1958		2014				2028		2044				2058		2114					
North Dulwich (NDL)  d	2000		2017				2030		2047				2100		2117					
Tulse Hill (TUH)  a	2003	2009	2020	2024			2033	2039	2050	2054			2103	2109	2120	2124				
Tulse Hill (TUH)  d	2004	2009		2027			2034	2039		2057			2104	2109		2127				
Streatham (STE)  d	2007a	2013		2031			2037a	2043		2101			2107a	2113		2131				
Tooting (TOO)  d		2019						2049						2119						
Haydons Road (HYR)  d		2022						2052						2122						
Wimbledon (WIM)  a		2024						2054						2124						
Wimbledon (WIM)  d		2025						2055						2125						
Wimbledon Chase (WBO)  d		2028						2058						2128						
South Merton (SMO)  d		2030						2100						2130						
Morden South (MDS)  d		2033						2103						2133						
St Helier (SIH)  d		2035						2105						2135						
Sutton Common (SUC)  d		2037						2107						2137						
West Sutton (WSU)  d		2040						2110						2140						
Mitcham Eastfields (MTC)  d				2035		2100				2105		2130				2135		2200		
Mitcham Junction (MIJ)  d				2038		2103				2108		2133				2138		2203		
Hackbridge (HCB)  d				2041		2106				2111		2136				2141		2206		
Carshalton (CSH)  d				2044	2049	2109				2114	2119	2139				2144	2149	2209		
Sutton (Surrey) (SUO)  a		2044		2047	2053	2113		2114		2117	2123	2143		2144		2147	2153	2213		

NOTES (see introductory pages for explanation of train operator codes and standard symbols)

- a Arrival time
- d Departure time
- A From St Albans City, see table 51
- B To Epsom, see table 162
- C From Luton, see table 51
- E To Dorking, see table 162
- F To East Croydon, see table 164
- G To Crystal Palace, see table 165

London to Wimbledon and Sutton via Streatham and Tulse Hill

Sundays














Operator Train ID Days of operation/Notes	SN	TL	SN	TL	SN	SN	SN	TL	SN	SN	SN	SN	SN	SN	SN	SN	SN	SN
	2J65 F	9V75 C	2H65 G	9O75 A	1166 E	2166 B	2J67 F	9V77 C	2H67 G	2J69 F	1168 E	2H69 D	2168 B	2J71 F	1170 E	2H71 D	2170 B	2J73 F
London Victoria (VIC)  d					2155	2211						2225		2241		2255		2311
Clapham Junction (CLJ)  d					2202	2218						2232		2249		2305		2319
Balham (BAL)  d						2223							2253					2323
St Pancras International (STP)  d		2112		2127				2142										
Farringdon (ZFD)  d		2116		2131				2146										
City Thameslink (CTK)  d																		
London Blackfriars (BFR)  d		2121		2136				2151										
Elephant & Castle (EPH)  d		2125		2140				2155										
Loughborough Jn (LGJ)  d		2130		2145				2200										
Herne Hill (HNN)  d		2134		2150				2204										
London Bridge (LBG)  d	2114		2131				2144		2201	2214		2231		2244		2301		2317
South Bermondsey (SBM)  d	2119		2135				2149		2205	2219		2235		2249		2305		2323
Queens Rd Peckham (QRP)  d	2122		2138				2152		2208	2222		2238		2252		2308		2327
Peckham Rye (PMR)  d	2125		2141				2155		2211	2225		2241		2255		2311		2330
East Dulwich (EDW)  d	2128		2144				2158		2214	2228		2244		2258		2314		2334
North Dulwich (NDL)  d	2130		2147				2200		2217	2230		2247		2300		2317		2337
Tulse Hill (TUH)  a	2133	2139	2150	2154			2203	2209	2220	2233		2250		2303		2320		2340
Tulse Hill (TUH)  d	2134	2139		2157			2204	2209		2234				2304				2343
Streatham (STE)  d	2137a	2143		2201			2207a	2213		2237a				2307a				2346a
Tooting (TOO)  d		2149						2219										
Haydons Road (HYR)  d		2152						2222										
Wimbledon (WIM)  a		2154						2224										
Wimbledon (WIM)  d		2155						2225										
Wimbledon Chase (WBO)  d		2158						2228										
South Merton (SMO)  d		2200						2230										
Morden South (MDS)  d		2203						2233										
St Helier (SIH)  d		2205						2235										
Sutton Common (SUC)  d		2207						2237										
West Sutton (WSU)  d		2210						2240										
Mitcham Eastfields (MTC)  d				2205			2230						2300					2330
Mitcham Junction (MIJ)  d				2208			2233						2303					2333
Hackbridge (HCB)  d				2211			2236						2306					2336
Carshalton (CSH)  d				2214	2219	2239					2249		2309		2320			2339
Sutton (Surrey) (SUO)  a		2214		2217	2223	2243		2244			2253		2313		2324			2343

NOTES (see introductory pages for explanation of train operator codes and standard symbols)

- a Arrival time
- d Departure time
- A From St Albans City, see table 51
- B To Epsom, see table 162
- C From Luton, see table 51
- D To Norwood Junction, see table 165
- E To Dorking, see table 162
- F To East Croydon, see table 164
- G To Crystal Palace, see table 165

London to Wimbledon and Sutton via Streatham and Tulse Hill

Sundays

Operator Train ID Days of operation/Notes	SN 1172 E
London Victoria (VIC)  10 d	2325
Clapham Junction (CLJ) 10 d	2332
Balham (BAL)  4 d	2337
St Pancras International (STP)   15 d	
Farringdon (ZFD)  3 d	
City Thameslink (CTK) 3 d	
London Blackfriars (BFR)  3 d	
Elephant & Castle (EPH)  d	
Loughborough Jn (LGJ) d	
Herne Hill (HNH) 4 d	
London Bridge (LBG)  4 d	
South Bermondsey (SBM) d	
Queens Rd Peckham (QRP) d	
Peckham Rye (PMR) 4 d	
East Dulwich (EDW) d	
North Dulwich (NDL) d	
Tulse Hill (TUH) 4 a	
Tulse Hill (TUH) 4 d	
Streatham (STE) 4 d	
Tooting (TOO) d	
Haydons Road (HYR) d	
Wimbledon (WIM)   6 a	
Wimbledon (WIM)   6 d	
Wimbledon Chase (WBO) d	
South Merton (SMO) d	
Morden South (MDS) d	
St Helier (SIH) d	
Sutton Common (SUC) d	
West Sutton (WSU) d	
Mitcham Eastfields (MTC) d	2344
Mitcham Junction (MIJ)  d	2347
Hackbridge (HCB) d	2350
Carshalton (CSH) d	2353
Sutton (Surrey) (SUO) 4 a	2356

NOTES (see introductory pages for explanation of train operator codes and standard symbols)

a Arrival time

d Departure time

E To Dorking, see table 162

Sutton and Wimbledon to London via Streatham and Tulse Hill

Mondays to Fridays

Operator Train ID Days of operation/Notes	SN	TL	SN	TL	SN	SN	SN	TL	SN	TL	SN	SN	SN	TL	SN	TL	SN	SN
	2H04 B	9V10 C	2J02 D	9O10 C	2H06 B	1101 E	2101 F	9V12 C	2J04 D	9O12 C	2H08 H	1103 G	2103 F	9V14 C	2J06 D	9O14 C	2H10 H	1105 G
Sutton (Surrey) (SUO) 4 d		0546		0549		0602	0612	0616		0619		0632	0642	0646		0649		0702
Carshalton (CSH) d		0549				0605	0615	0619				0635	0645	0649				0705
Hackbridge (HCB) d		0552					0618	0622					0648	0652				
Mitcham Junction (MIJ) d		0555					0621	0625					0651	0655				
Mitcham Eastfields (MTC) d		0558					0624	0628					0654	0658				
West Sutton (WSU) d				0552						0622							0652	
Sutton Common (SUC) d				0554						0624							0654	
St Helier (SIH) d				0557						0627							0657	
Morden South (MDS) d				0559						0629							0659	
South Merton (SMO) d				0601						0631							0701	
Wimbledon Chase (WBO) d				0603						0633							0703	
Wimbledon (WIM) 6 a				0606						0636							0706	
Wimbledon (WIM) 6 d				0607						0637							0707	
Haydens Road (HYR) d				0610						0640							0710	
Tooting (TOO) d				0613						0643							0713	
Streatham (STE) 4 d		0603	0613	0618				0633	0643	0648				0703	0713	0718		
Tulse Hill (TUH) 4 a		0607	0617	0622				0637	0647	0652				0707	0717	0722		
Tulse Hill (TUH) 4 d	0602	0608	0617	0623	0632			0638	0647	0653	0702			0708	0717	0723	0732	
North Dulwich (NDL) d	0606		0621		0636				0651		0706				0721		0736	
East Dulwich (EDW) d	0608		0623		0638				0653		0708				0723		0738	
Peckham Rye (PMR) 4 d	0611		0626		0641				0656		0711				0726		0741	
Queens Rd Peckham (QRP) d	0613		0628		0643				0658		0713				0728		0743	
South Bermondsey (SBM) d	0616		0631		0646				0701		0716				0731		0746	
London Bridge (LBG) 4 a	0621		0636		0651				0706		0721				0736		0751	
Herne Hill (HNH) 4 d		0612		0627				0642		0657				0712		0727		
Loughborough Jn (LGJ) d		0615		0630				0645		0700				0715		0730		
Elephant & Castle (EPH) d		0619		0634				0649		0704				0719		0734		
London Blackfriars (BFR) 3 a		0624		0639				0654		0709				0724		0739		
City Thameslink (CTK) 3 a		0626		0641				0656		0711				0726		0741		
Farringdon (ZFD) 3 a		0628		0643				0658		0713				0728		0743		
St Pancras International (STP) 15 a		0633		0648				0703		0718				0733		0748		
Balham (BAL) 4 a							0633						0703					
Clapham Junction (CLJ) 10 a						0623	0637					0653	0707					0723
London Victoria (VIC) 10 a						0633	0645					0703	0715					0733

NOTES (see introductory pages for explanation of train operator codes and standard symbols)

- a Arrival time
- d Departure time
- B From Crystal Palace, see table 165
- C To St Albans City, see table 51
- D From Selhurst, see table 164
- E From Dorking, see table 162
- F From Epsom, see table 162
- G From Horsham, see table 162
- H From Beckenham Junction, see table 165

Sutton and Wimbledon to London via Streatham and Tulse Hill

Mondays to Fridays

Operator Train ID Days of operation/Notes	SN	TL	SN	TL	SN	SN	SN	TL	SN	TL	SN	SN	SN	TL	SN	TL	SN	SN
	2105 F	9V16 C	2J08 J	9O16 C	2H12 H	1107 G	2107 F	9V18 C	2J10 K	9O18 C	2H14 H	1109 G	2109 F	9V20 C	2J12 K	9O20 C	2H16 H	1111 E
Sutton (Surrey) (SUO) 4 d	0712	0716		0719		0732	0742	0746		0749		0802	0812	0816		0819		0832
Carshalton (CSH) d	0715	0719				0735	0745	0749				0805	0815	0819				0835
Hackbridge (HCB) d	0718	0722				0738	0748	0752				0808	0818	0822				0838
Mitcham Junction (MIJ) d	0721	0725				0742	0751	0755				0811	0821	0825				0842
Mitcham Eastfields (MTC) d	0724	0728				0745	0754	0758				0815	0824	0828				0845
West Sutton (WSU) d				0722						0752						0822		
Sutton Common (SUC) d				0724						0754						0824		
St Helier (SIH) d				0727						0757						0827		
Morden South (MDS) d				0729						0759						0829		
South Merton (SMO) d				0731						0801						0831		
Wimbledon Chase (WBO) d				0733						0803						0833		
Wimbledon (WIM) 6 a				0736						0806						0836		
Wimbledon (WIM) 6 d				0737						0807						0837		
Haydens Road (HYR) d				0740						0810						0840		
Tooting (TOO) d				0743						0813						0843		
Streatham (STE) 4 d		0733	0743	0748				0803	0813	0818				0833	0843	0848		
Tulse Hill (TUH) 4 a		0737	0747	0752				0807	0817	0822				0837	0847	0852		
Tulse Hill (TUH) 4 d		0738	0747	0753	0802			0808	0817	0823	0832			0838	0847	0853	0902	
North Dulwich (NDL) d			0751		0806				0821		0836				0851		0906	
East Dulwich (EDW) d			0753		0808				0823		0838				0853		0908	
Peckham Rye (PMR) 4 d			0756		0811				0826		0841				0856		0911	
Queens Rd Peckham (QRP) d			0758		0813				0828		0843				0858		0913	
South Bermondsey (SBM) d			0801		0816				0831		0846				0901		0916	
London Bridge (LBG) 4 a			0806		0821				0836		0851				0906		0921	
Herne Hill (HMH) 4 d		0742		0757				0812		0827				0842		0857		
Loughborough Jn (LGJ) d		0745		0800				0815		0830				0845		0900		
Elephant & Castle (EPH) d		0749		0804				0819		0834				0849		0904		
London Blackfriars (BFR) 3 a		0754		0809				0824		0839				0854		0909		
City Thameslink (CTK) 3 a		0756		0811				0826		0841				0856		0911		
Farringdon (ZFD) 3 a		0758		0813				0828		0843				0858		0913		
St Pancras International (STP) 15 a		0803		0818				0833		0848				0903		0918		
Balham (BAL) 4 a	0732						0802						0832					
Clapham Junction (CLJ) 10 a	0737					0754	0807					0825	0837					0855
London Victoria (VIC) 10 a	0746					0804	0816					0833	0845					0903

NOTES (see introductory pages for explanation of train operator codes and standard symbols)

- a Arrival time
- d Departure time
- C To St Albans City, see table 51
- E From Dorking, see table 162
- F From Epsom, see table 162
- G From Horsham, see table 162
- H From Beckenham Junction, see table 165
- J From South Croydon, see table 172
- K From Caterham, see table 172

Sutton and Wimbledon to London via Streatham and Tulse Hill

Mondays to Fridays

Operator Train ID Days of operation/Notes	SN	TL	SN	TL	SN	SN	SN	TL	SN	TL	SN	SN	TL	SN	TL	SN	TL	SN	SN	
	2111 F	9V22 C	2J14 K	9O22 C	2H18 H	1113 G	2113 F	9V24 C	2J16 K	9O24 C	2H20 H	1115 E	2115 F	9V26 C	2J18 K	9O26 C	2H22 H	1117 G		
Sutton (Surrey) (SUO) 4 d	0842	0846		0849		0902	0912	0916		0919		0932	0942	0946		0949		1002		
Carshalton (CSH) d	0845	0849				0905	0915	0919				0935	0945	0949				1005		
Hackbridge (HCB) d	0848	0852					0918	0922					0948	0952						
Mitcham Junction (MIJ) d	0851	0855					0921	0925					0951	0955						
Mitcham Eastfields (MTC) d	0854	0858					0924	0928					0954	0958						
West Sutton (WSU) d				0852						0922							0952			
Sutton Common (SUC) d				0854						0924							0954			
St Helier (SIH) d				0857						0927							0957			
Morden South (MDS) d				0859						0929							0959			
South Merton (SMO) d				0901						0931							1001			
Wimbledon Chase (WBO) d				0903						0933							1003			
Wimbledon (WIM) 6 a				0906						0936							1006			
Wimbledon (WIM) 6 d				0907						0937							1007			
Haydens Road (HYR) d				0910						0940							1010			
Tooting (TOO) d				0913						0943							1013			
Streatham (STE) 4 d		0903	0912	0918				0933	0943	0948				1003	1013	1018				
Tulse Hill (TUH) 4 a		0907	0916	0922				0937	0947	0952				1007	1017	1022				
Tulse Hill (TUH) 4 d		0908	0917	0923	0932			0938	0947	0953	1002			1008	1017	1023	1032			
North Dulwich (NDL) d			0921		0936				0951	1006				1021	1021	1036				
East Dulwich (EDW) d			0923		0938				0953	1008				1023	1023	1038				
Peckham Rye (PMR) 4 d			0926		0941				0956	1011				1026	1026	1041				
Queens Rd Peckham (QRP) d			0928		0943				0958	1013				1028	1028	1043				
South Bermondsey (SBM) d			0931		0946				1001	1016				1031	1031	1046				
London Bridge (LBG) 4 a			0936		0951				1006	1021				1036	1036	1051				
Herne Hill (HNH) 4 d		0912		0927				0942		0957				1012		1027				
Loughborough Jn (LGJ) d		0915		0930				0945		1000				1015		1030				
Elephant & Castle (EPH) d		0919		0934				0949		1004				1019		1034				
London Blackfriars (BFR) 3 a		0924		0939				0954		1009				1024		1039				
City Thameslink (CTK) 3 a		0926		0941				0956		1011				1026		1041				
Farringdon (ZFD) 3 a		0928		0943				0958		1013				1028		1043				
St Pancras International (STP) 15 a		0933		0948				1003		1018				1033		1048				
Balham (BAL) 4 a	0903						0933						1003							
Clapham Junction (CLJ) 10 a	0907					0923	0937					0953	1007							1023
London Victoria (VIC) 10 a	0919					0932	0945					1003	1015							1031

NOTES (see introductory pages for explanation of train operator codes and standard symbols)

- a Arrival time
- d Departure time
- C To St Albans City, see table 51
- E From Dorking, see table 162
- F From Epsom, see table 162
- G From Horsham, see table 162
- H From Beckenham Junction, see table 165
- K From Caterham, see table 172

Sutton and Wimbledon to London via Streatham and Tulse Hill

Mondays to Fridays

Operator Train ID Days of operation/Notes	SN	TL	SN	TL	SN	SN	SN	TL	SN	TL	SN	SN	TL	SN	TL	SN	TL	SN	SN	
	2117 F	9V28 C	2J20 K	9028 C	2H24 H	1119 E	2119 F	9V30 C	2J22 K	9030 C	2H26 H	1121 G	2121 F	9V32 C	2J24 K	9032 C	2H28 H	1123 E		
Sutton (Surrey) (SUO) 4 d	1012	1016		1019		1032	1042	1046		1049		1102	1112	1116		1119		1132		
Carshalton (CSH) d	1015	1019				1035	1045	1049				1105	1115	1119				1135		
Hackbridge (HCB) d	1018	1022					1048	1052					1118	1122						
Mitcham Junction (MIJ) d	1021	1025					1051	1055					1121	1125						
Mitcham Eastfields (MTC) d	1024	1028					1054	1058					1124	1128						
West Sutton (WSU) d				1022						1052						1122				
Sutton Common (SUC) d				1024						1054					1124					
St Helier (SIH) d				1027						1057					1127					
Morden South (MDS) d				1029						1059					1129					
South Merton (SMO) d				1031						1101					1131					
Wimbledon Chase (WBO) d				1033						1103					1133					
Wimbledon (WIM) 6 a				1036						1106					1136					
Wimbledon (WIM) 6 d				1037						1107					1137					
Haydens Road (HYR) d				1040						1110					1140					
Tooting (TOO) d				1043						1113					1143					
Streatham (STE) 4 d		1033	1043	1048				1103	1113	1118				1133	1143	1148				
Tulse Hill (TUH) 4 a		1037	1047	1052				1107	1117	1122				1137	1147	1152				
Tulse Hill (TUH) 4 d		1038	1047	1053	1102			1108	1117	1123	1132			1138	1147	1153	1202			
North Dulwich (NDL) d			1051		1106				1121	1136					1151		1206			
East Dulwich (EDW) d			1053		1108				1123	1138					1153		1208			
Peckham Rye (PMR) 4 d			1056		1111				1126	1141					1156		1211			
Queens Rd Peckham (QRP) d			1058		1113				1128	1143					1158		1213			
South Bermondsey (SBM) d			1101		1116				1131	1146					1201		1216			
London Bridge (LBG) 4 a			1106		1121				1136	1151					1206		1221			
Herne Hill (HNH) 4 d		1042		1057				1112		1127				1142		1157				
Loughborough Jn (LGJ) d		1045		1100				1115		1130				1145		1200				
Elephant & Castle (EPH) d		1049		1104				1119		1134				1149		1204				
London Blackfriars (BFR) 3 a		1054		1109				1124		1139				1154		1209				
City Thameslink (CTK) 3 a		1056		1111				1126		1141				1156		1211				
Farringdon (ZFD) 3 a		1058		1113				1128		1143				1158		1213				
St Pancras International (STP) 15 a		1103		1118				1133		1148				1203		1218				
Balham (BAL) 4 a	1033						1103						1133							
Clapham Junction (CLJ) 10 a	1037					1053	1107					1123	1137							1153
London Victoria (VIC) 10 a	1045					1101	1115					1132	1145							1202

NOTES (see introductory pages for explanation of train operator codes and standard symbols)

- a Arrival time
- d Departure time
- C To St Albans City, see table 51
- E From Dorking, see table 162
- F From Epsom, see table 162
- G From Horsham, see table 162
- H From Beckenham Junction, see table 165
- K From Caterham, see table 172

Sutton and Wimbledon to London via Streatham and Tulse Hill

Mondays to Fridays

Operator Train ID Days of operation/Notes	SN	TL	SN	TL	SN	SN	SN	TL	SN	TL	SN	SN	TL	SN	TL	SN	TL	SN	SN	
	2I23 F	9V34 C	2J26 K	9O34 C	2H30 H	1I25 G	2I25 F	9V36 C	2J28 K	9O36 C	2H32 H	1I27 E	2I27 F	9V38 C	2J30 K	9O38 C	2H34 H	1I29 G		
Sutton (Surrey) (SUO) 4 d	1142	1146		1149		1202	1212	1216		1219		1232	1242	1246		1249		1302		
Carshalton (CSH) d	1145	1149				1205	1215	1219				1235	1245	1249				1305		
Hackbridge (HCB) d	1148	1152					1218	1222					1248	1252						
Mitcham Junction (MIJ) d	1151	1155					1221	1225					1251	1255						
Mitcham Eastfields (MTC) d	1154	1158					1224	1228					1254	1258						
West Sutton (WSU) d				1152						1222						1252				
Sutton Common (SUC) d				1154						1224					1254					
St Helier (SIH) d				1157						1227					1257					
Morden South (MDS) d				1159						1229					1259					
South Merton (SMO) d				1201						1231					1301					
Wimbledon Chase (WBO) d				1203						1233					1303					
Wimbledon (WIM) 6 a				1206						1236					1306					
Wimbledon (WIM) 6 d				1207						1237					1307					
Haydens Road (HYR) d				1210						1240					1310					
Tooting (TOO) d				1213						1243					1313					
Streatham (STE) 4 d		1203	1213	1218				1233	1243	1248				1303	1313	1318				
Tulse Hill (TUH) 4 a		1207	1217	1222				1237	1247	1252				1307	1317	1322				
Tulse Hill (TUH) 4 d		1208	1217	1223	1232			1238	1247	1253	1302			1308	1317	1323	1332			
North Dulwich (NDL) d			1221		1236				1251		1306				1321		1336			
East Dulwich (EDW) d			1223		1238				1253		1308				1323		1338			
Peckham Rye (PMR) 4 d			1226		1241				1256		1311				1326		1341			
Queens Rd Peckham (QRP) d			1228		1243				1258		1313				1328		1343			
South Bermondsey (SBM) d			1231		1246				1301		1316				1331		1346			
London Bridge (LBG) 4 a			1236		1251				1306		1321				1336		1351			
Herne Hill (HMH) 4 d		1212		1227				1242		1257				1312		1327				
Loughborough Jn (LGJ) d		1215		1230				1245		1300				1315		1330				
Elephant & Castle (EPH) d		1219		1234				1249		1304				1319		1334				
London Blackfriars (BFR) 3 a		1224		1239				1254		1309				1324		1339				
City Thameslink (CTK) 3 a		1226		1241				1256		1311				1326		1341				
Farringdon (ZFD) 3 a		1228		1243				1258		1313				1328		1343				
St Pancras International (STP) 15 a		1233		1248				1303		1318				1333		1348				
Balham (BAL) 4 a	1203						1233						1303							
Clapham Junction (CLJ) 10 a	1207					1223	1237					1253	1307							1323
London Victoria (VIC) 10 a	1215					1233	1245					1302	1315							1332

NOTES (see introductory pages for explanation of train operator codes and standard symbols)

- a Arrival time
- d Departure time
- C To St Albans City, see table 51
- E From Dorking, see table 162
- F From Epsom, see table 162
- G From Horsham, see table 162
- H From Beckenham Junction, see table 165
- K From Caterham, see table 172

Sutton and Wimbledon to London via Streatham and Tulse Hill

Mondays to Fridays

Operator Train ID Days of operation/Notes	SN	TL	SN	TL	SN	SN	SN	TL	SN	TL	SN	SN	TL	SN	TL	SN	TL	SN	SN	
	2I29 F	9V40 C	2J32 K	9O40 C	2H36 H	1I31 E	2I31 F	9V42 C	2J34 K	9O42 C	2H38 H	1I33 G	2I33 F	9V44 C	2J36 K	9O44 C	2H40 H	1I35 E		
Sutton (Surrey) (SUO) 4 d	1312	1316		1319		1332	1342	1346		1349		1402	1412	1416		1419		1432		
Carshalton (CSH) d	1315	1319				1335	1345	1349				1405	1415	1419				1435		
Hackbridge (HCB) d	1318	1322					1348	1352					1418	1422						
Mitcham Junction (MIJ) d	1321	1325					1351	1355					1421	1425						
Mitcham Eastfields (MTC) d	1324	1328					1354	1358					1424	1428						
West Sutton (WSU) d				1322						1352							1422			
Sutton Common (SUC) d				1324						1354							1424			
St Helier (SIH) d				1327						1357							1427			
Morden South (MDS) d				1329						1359							1429			
South Merton (SMO) d				1331						1401							1431			
Wimbledon Chase (WBO) d				1333						1403							1433			
Wimbledon (WIM) 6 a				1336						1406							1436			
Wimbledon (WIM) 6 d				1337						1407							1437			
Haydens Road (HYR) d				1340						1410							1440			
Tooting (TOO) d				1343						1413							1443			
Streatham (STE) 4 d		1333	1343	1348				1403	1413	1418				1433	1443	1448				
Tulse Hill (TUH) 4 a		1337	1347	1352				1407	1417	1422				1437	1447	1452				
Tulse Hill (TUH) 4 d		1338	1347	1353	1402			1408	1417	1423	1432			1438	1447	1453	1502			
North Dulwich (NDL) d			1351		1406				1421		1436				1451		1506			
East Dulwich (EDW) d			1353		1408				1423		1438				1453		1508			
Peckham Rye (PMR) 4 d			1356		1411				1426		1441				1456		1511			
Queens Rd Peckham (QRP) d			1358		1413				1428		1443				1458		1513			
South Bermondsey (SBM) d			1401		1416				1431		1446				1501		1516			
London Bridge (LBG) 4 a			1406		1421				1436		1451				1506		1521			
Herne Hill (HMH) 4 d		1342		1357				1412		1427				1442		1457				
Loughborough Jn (LGJ) d		1345		1400				1415		1430				1445		1500				
Elephant & Castle (EPH) d		1349		1404				1419		1434				1449		1504				
London Blackfriars (BFR) 3 a		1354		1409				1424		1439				1454		1509				
City Thameslink (CTK) 3 a		1356		1411				1426		1441				1456		1511				
Farringdon (ZFD) 3 a		1358		1413				1428		1443				1458		1513				
St Pancras International (STP) 15 a		1403		1418				1433		1448				1503		1518				
Balham (BAL) 4 a	1333						1403						1433							
Clapham Junction (CLJ) 10 a	1337					1353	1407					1423	1437							1453
London Victoria (VIC) 10 a	1345					1402	1415					1432	1445							1502

NOTES (see introductory pages for explanation of train operator codes and standard symbols)

- a Arrival time
- d Departure time
- C To St Albans City, see table 51
- E From Dorking, see table 162
- F From Epsom, see table 162
- G From Horsham, see table 162
- H From Beckenham Junction, see table 165
- K From Caterham, see table 172

Sutton and Wimbledon to London via Streatham and Tulse Hill

Mondays to Fridays

Operator Train ID Days of operation/Notes	SN	TL	SN	TL	SN	SN	SN	TL	SN	TL	SN	SN	TL	SN	TL	SN	TL	SN	SN	
	2135 F	9V46 C	2J38 K	9O46 C	2H42 H	1137 G	2137 F	9V48 C	2J40 K	9O48 C	2H44 H	1139 E	2139 F	9V50 C	2J42 K	9O50 C	2H46 H	1141 G		
Sutton (Surrey) (SUO) 4 d	1442	1446		1449		1502	1512	1516		1519		1532	1542	1546		1549		1602		
Carshalton (CSH) d	1445	1449				1505	1515	1519				1535	1545	1549				1605		
Hackbridge (HCB) d	1448	1452					1518	1522					1548	1552						
Mitcham Junction (MIJ) d	1451	1455					1521	1525					1551	1555						
Mitcham Eastfields (MTC) d	1454	1458					1524	1528					1554	1558						
West Sutton (WSU) d				1452						1522						1552				
Sutton Common (SUC) d				1454						1524						1554				
St Helier (SIH) d				1457						1527						1557				
Morden South (MDS) d				1459						1529						1559				
South Merton (SMO) d				1501						1531						1601				
Wimbledon Chase (WBO) d				1503						1533						1603				
Wimbledon (WIM) 6 a				1506						1536						1606				
Wimbledon (WIM) 6 d				1507						1537						1607				
Haydens Road (HYR) d				1510						1540						1610				
Tooting (TOO) d				1513						1543						1613				
Streatham (STE) 4 d		1503	1513	1518				1533	1543	1548				1603	1613	1618				
Tulse Hill (TUH) 4 a		1507	1517	1522				1537	1547	1552				1607	1617	1622				
Tulse Hill (TUH) 4 d		1508	1517	1523	1532			1538	1547	1553	1602			1608	1617	1623	1632			
North Dulwich (NDL) d			1521		1536				1551	1606				1621		1636				
East Dulwich (EDW) d			1523		1538				1553	1608				1623		1638				
Peckham Rye (PMR) 4 d			1526		1541				1556	1611				1626		1641				
Queens Rd Peckham (QRP) d			1528		1543				1558	1613				1628		1643				
South Bermondsey (SBM) d			1531		1546				1601	1616				1631		1646				
London Bridge (LBG) 4 a			1536		1551				1606	1621				1636		1651				
Herne Hill (HNH) 4 d		1512		1527				1542		1557				1612		1627				
Loughborough Jn (LGJ) d		1515		1530				1545		1600				1615		1630				
Elephant & Castle (EPH) d		1519		1534				1549		1604				1619		1634				
London Blackfriars (BFR) 3 a		1524		1539				1554		1609				1624		1639				
City Thameslink (CTK) 3 a		1526		1541				1556		1611				1626		1641				
Farringdon (ZFD) 3 a		1528		1543				1558		1613				1628		1643				
St Pancras International (STP) 15 a		1533		1548				1603		1618				1633		1648				
Balham (BAL) 4 a	1503						1533						1603							
Clapham Junction (CLJ) 10 a	1507					1523	1537					1553	1607							1623
London Victoria (VIC) 10 a	1515					1532	1545					1602	1615							1633

NOTES (see introductory pages for explanation of train operator codes and standard symbols)

- a Arrival time
- d Departure time
- C To St Albans City, see table 51
- E From Dorking, see table 162
- F From Epsom, see table 162
- G From Horsham, see table 162
- H From Beckenham Junction, see table 165
- K From Caterham, see table 172

Sutton and Wimbledon to London via Streatham and Tulse Hill

Mondays to Fridays

Operator Train ID Days of operation/Notes	SN	TL	SN	TL	SN	SN	SN	TL	SN	TL	SN	SN	TL	SN	TL	SN	TL	SN	SN
	2141 F	9V52 C	2J44 K	9O52 C	2H48 H	1143 E	2143 F	9V54 C	2J46 K	9O54 C	2H50 H	1145 G	2145 F	9V56 C	2J48 K	9O56 C	2H52 H	1147 E	
Sutton (Surrey) (SUO) 4 d	1612	1616		1619		1632	1642	1646		1649		1702	1712	1716		1719		1732	
Carshalton (CSH) d	1615	1619				1635	1645	1649				1705	1715	1719				1735	
Hackbridge (HCB) d	1618	1622					1648	1652					1718	1722					
Mitcham Junction (MIJ) d	1621	1625					1651	1655					1721	1725					
Mitcham Eastfields (MTC) d	1624	1628					1654	1658					1724	1728					
West Sutton (WSU) d				1622						1652						1722			
Sutton Common (SUC) d				1624						1654					1724				
St Helier (SIH) d				1627						1657					1727				
Morden South (MDS) d				1629						1659					1729				
South Merton (SMO) d				1631						1701					1731				
Wimbledon Chase (WBO) d				1633						1703					1733				
Wimbledon (WIM) 6 a				1636						1706					1736				
Wimbledon (WIM) 6 d				1637						1707					1737				
Haydens Road (HYR) d				1640						1710					1740				
Tooting (TOO) d				1643						1713					1743				
Streatham (STE) 4 d		1633	1643	1648				1703	1713	1718				1733	1743	1748			
Tulse Hill (TUH) 4 a		1637	1647	1652				1707	1717	1722				1737	1747	1752			
Tulse Hill (TUH) 4 d		1638	1647	1653	1702			1708	1717	1723	1732			1738	1747	1753	1802		
North Dulwich (NDL) d			1651		1706				1721		1736			1751		1806			
East Dulwich (EDW) d			1653		1708				1723		1738			1753		1808			
Peckham Rye (PMR) 4 d			1656		1711				1726		1741			1756		1811			
Queens Rd Peckham (QRP) d			1658		1713				1728		1743			1758		1813			
South Bermondsey (SBM) d			1701		1716				1731		1746			1801		1816			
London Bridge (LBG) 4 a			1706		1721				1736		1751			1807		1821			
Herne Hill (HNH) 4 d		1642		1657				1712		1727				1742		1757			
Loughborough Jn (LGJ) d		1645		1700				1715		1730				1745		1800			
Elephant & Castle (EPH) d		1649		1704				1719		1734				1749		1804			
London Blackfriars (BFR) 3 a		1654		1709				1724		1739				1754		1809			
City Thameslink (CTK) 3 a		1656		1711				1726		1741				1756		1811			
Farringdon (ZFD) 3 a		1658		1713				1728		1743				1758		1813			
St Pancras International (STP) 15 a		1703		1718				1733		1748				1803		1818			
Balham (BAL) 4 a	1632						1703						1733						
Clapham Junction (CLJ) 10 a	1637					1653	1707					1720	1737						1753
London Victoria (VIC) 10 a	1645					1703	1715					1728	1745						1802

NOTES (see introductory pages for explanation of train operator codes and standard symbols)

- a Arrival time
- d Departure time
- C To St Albans City, see table 51
- E From Dorking, see table 162
- F From Epsom, see table 162
- G From Horsham, see table 162
- H From Beckenham Junction, see table 165
- K From Caterham, see table 172

Sutton and Wimbledon to London via Streatham and Tulse Hill

Mondays to Fridays

Operator Train ID Days of operation/Notes	SN	TL	SN	TL	SN	SN	SN	TL	SN	TL	SN	SN	SN	TL	SN	TL	SN	SN	
	2147 F	9V58 C	2J50 K	9058 C	2H54 H	1149 G	2149 F	9V60 C	2J52 K	9060 C	2H56 H	1151 E	2151 F	9V62 C	2J54 K	9062 C	2H58 H	1153 G	
Sutton (Surrey) (SUO) 4 d	1742	1746		1749			1802	1812	1816		1819		1832	1842	1846		1849		1902
Carshalton (CSH) d	1745	1749					1805	1815	1819				1835	1845	1849				1905
Hackbridge (HCB) d	1748	1752						1818	1822					1848	1852				
Mitcham Junction (MIJ) d	1751	1755						1821	1825					1851	1855				
Mitcham Eastfields (MTC) d	1754	1758						1824	1828					1854	1858				
West Sutton (WSU) d				1752							1822						1852		
Sutton Common (SUC) d				1754							1824						1854		
St Helier (SIH) d				1757							1827						1857		
Morden South (MDS) d				1759							1829						1859		
South Merton (SMO) d				1801							1831						1901		
Wimbledon Chase (WBO) d				1803							1833						1903		
Wimbledon (WIM) 6 a				1806							1836						1906		
Wimbledon (WIM) 6 d				1807							1837						1907		
Haydens Road (HYR) d				1810							1840						1910		
Tooting (TOO) d				1813							1843						1913		
Streatham (STE) 4 d		1803	1813	1818					1833	1843	1848				1903	1913	1918		
Tulse Hill (TUH) 4 a		1807	1817	1822					1837	1847	1852				1907	1916	1922		
Tulse Hill (TUH) 4 d		1808	1817	1823	1832				1838	1847	1853	1902			1908	1917	1923	1932	
North Dulwich (NDL) d			1821		1836					1851		1906				1920		1936	
East Dulwich (EDW) d			1823		1838					1853		1908				1922		1938	
Peckham Rye (PMR) 4 d			1826		1841					1856		1911				1926		1941	
Queens Rd Peckham (QRP) d			1828		1843					1858		1913				1928		1943	
South Bermondsey (SBM) d			1831		1846					1901		1916				1931		1946	
London Bridge (LBG) 4 a			1836		1851					1906		1921				1936		1951	
Herne Hill (HNH) 4 d		1812		1827					1842		1857				1912		1927		
Loughborough Jn (LGJ) d		1815		1830					1845		1900				1915		1930		
Elephant & Castle (EPH) d		1819		1834					1849		1904				1919		1934		
London Blackfriars (BFR) 3 a		1824		1839					1854		1909				1924		1939		
City Thameslink (CTK) 3 a		1826		1841					1856		1911				1926		1941		
Farringdon (ZFD) 3 a		1828		1843					1858		1913				1928		1943		
St Pancras International (STP) 15 a		1833		1848					1903		1918				1933		1948		
Balham (BAL) 4 a	1803							1833					1903						
Clapham Junction (CLJ) 10 a	1807					1823	1837					1852	1907						1923
London Victoria (VIC) 10 a	1819					1834	1845					1902	1915						1933

NOTES (see introductory pages for explanation of train operator codes and standard symbols)

- a Arrival time
- d Departure time
- C To St Albans City, see table 51
- E From Dorking, see table 162
- F From Epsom, see table 162
- G From Horsham, see table 162
- H From Beckenham Junction, see table 165
- K From Caterham, see table 172

Sutton and Wimbledon to London via Streatham and Tulse Hill

Mondays to Fridays

Operator Train ID Days of operation/Notes	SN	TL	SN	TL	SN	SN	SN	TL	SN	TL	SN	SN	TL	SN	TL	SN	TL	SN	SN
	2153 F	9V64 C	2J56 K	9O64 C	2H60 H	1155 E	2155 F	9V66 C	2J58 D	9O66 C	2H62 H	1157 G	9V68 C	2J60 K	9O68 C	2H64 H	1159 E	2159 F	
Sutton (Surrey) (SUO) 4 d	1912	1916		1919		1932	1942	1946		1949		2002	2016		2021		2032	2042	
Carshalton (CSH) d	1915	1919				1935	1945	1949				2005	2019				2035	2045	
Hackbridge (HCB) d	1918	1922					1948	1952					2022					2048	
Mitcham Junction (MIJ) d	1921	1925					1951	1955					2025					2051	
Mitcham Eastfields (MTC) d	1924	1928					1954	1958					2028					2054	
West Sutton (WSU) d				1922						1952					2024				
Sutton Common (SUC) d				1924						1954					2026				
St Helier (SIH) d				1927						1957					2029				
Morden South (MDS) d				1929						1959					2031				
South Merton (SMO) d				1931						2001					2033				
Wimbledon Chase (WBO) d				1933						2003					2035				
Wimbledon (WIM) 6 a				1936						2006					2041				
Wimbledon (WIM) 6 d				1937						2007					2043				
Haydens Road (HYR) d				1940						2010					2046				
Tooting (TOO) d				1943						2013					2049				
Streatham (STE) 4 d		1933	1943	1948				2003	2013	2018			2033	2043	2054				
Tulse Hill (TUH) 4 a		1937	1947	1952				2007	2017	2022			2037	2047	2058				
Tulse Hill (TUH) 4 d		1938	1947	1953	2002			2008	2017	2023	2032		2038	2047	2059	2102			
North Dulwich (NDL) d			1951		2006				2021	2026	2036		2051	2051	2106				
East Dulwich (EDW) d			1953		2008				2023	2028	2038		2053	2053	2108				
Peckham Rye (PMR) 4 d			1956		2011				2026	2031	2041		2056	2056	2111				
Queens Rd Peckham (QRP) d			1958		2013				2028	2033	2043		2058	2058	2113				
South Bermondsey (SBM) d			2001		2016				2031	2036	2046		2101	2101	2116				
London Bridge (LBG) 4 a			2007		2022				2036	2041	2051		2106	2106	2121				
Herne Hill (HNH) 4 d		1942		1957				2012		2027			2042		2104				
Loughborough Jn (LGJ) d		1945		2000				2015		2030			2045		2107				
Elephant & Castle (EPH) d		1949		2004				2019		2034			2049		2111				
London Blackfriars (BFR) 3 a		1954		2009				2024		2039			2054		2116				
City Thameslink (CTK) 3 a		1956		2011				2026		2041			2056		2118				
Farringdon (ZFD) 3 a		1958		2013				2028		2043			2058		2121				
St Pancras International (STP) 15 a		2003		2018				2033		2048			2103		2125				
Balham (BAL) 4 a	1933						2003											2103	
Clapham Junction (CLJ) 10 a	1937					1953	2007					2023					2054	2107	
London Victoria (VIC) 10 a	1945					2002	2017					2031					2102	2117	

NOTES (see introductory pages for explanation of train operator codes and standard symbols)

- a Arrival time
- d Departure time
- C To St Albans City, see table 51
- D From Selhurst, see table 164
- E From Dorking, see table 162
- F From Epsom, see table 162
- G From Horsham, see table 162
- H From Beckenham Junction, see table 165
- K From Caterham, see table 172

Sutton and Wimbledon to London via Streatham and Tulse Hill

Mondays to Fridays

Operator Train ID Days of operation/Notes	TL	SN	TL	SN	SN	SN	TL	SN	SN	SN	SN	TL	SN	TL	SN	TL	SN	SN	TL
	9V70 C	2J62 K	9O70 C	2H66 H	1I61 G	2I61 F	9V72 C	2J64 K	1I63 E	2I63 F	2H68 H	9V90 A	2J66 K	9O74 A	2H70 H	1I65 G	2I65 F	9V92 A	
Sutton (Surrey) (SUO) 4 d	2046		2049		2102	2112	2116		2132	2142		2146		2149		2202	2212	2218	
Carshalton (CSH) d	2049				2105	2115	2119		2135	2145		2149				2205	2215	2221	
Hackbridge (HCB) d	2052					2118	2122			2148		2152					2218	2224	
Mitcham Junction (MIJ) d	2055					2121	2125			2151		2155					2221	2227	
Mitcham Eastfields (MTC) d	2058					2124	2128			2154		2158					2224	2230	
West Sutton (WSU) d			2052											2152					
Sutton Common (SUC) d			2054											2154					
St Helier (SIH) d			2057											2157					
Morden South (MDS) d			2059											2159					
South Merton (SMO) d			2101											2201					
Wimbledon Chase (WBO) d			2103											2203					
Wimbledon (WIM) 6 a			2106											2206					
Wimbledon (WIM) 6 d			2107											2207					
Haydens Road (HYR) d			2110											2210					
Tooting (TOO) d			2113											2213					
Streatham (STE) 4 d	2103	2115	2118				2133	2143				2203	2213	2218				2235	
Tulse Hill (TUH) 4 a	2107	2119	2122				2137	2147				2207	2217	2222				2239	
Tulse Hill (TUH) 4 d	2108	2119	2123	2132			2138	2147			2202	2208	2217	2223	2232			2240	
North Dulwich (NDL) d		2123		2136				2151			2206		2221		2236				
East Dulwich (EDW) d		2125		2138				2153			2208		2223		2238				
Peckham Rye (PMR) 4 d		2128		2141				2156			2211		2226		2241				
Queens Rd Peckham (QRP) d		2130		2143				2158			2213		2228		2243				
South Bermondsey (SBM) d		2133		2146				2201			2216		2231		2246				
London Bridge (LBG) 4 a		2138		2151				2206			2221		2236		2251				
Herne Hill (HNH) 4 d	2112		2127				2142					2212		2227				2244	
Loughborough Jn (LGJ) d	2115		2130				2145					2215		2230				2247	
Elephant & Castle (EPH) d	2119		2134				2149					2219		2234				2251	
London Blackfriars (BFR) 3 a	2124		2139				2154					2224		2244				2256	
City Thameslink (CTK) 3 a	2126		2141				2156					2226		2246					
Farringdon (ZFD) 3 a	2128		2143				2158					2228		2248				2303	
St Pancras International (STP) 15 a	2133		2148				2203					2233		2253				2307	
Balham (BAL) 4 a						2133				2203								2233	
Clapham Junction (CLJ) 10 a					2123	2137				2153	2207					2223	2237		
London Victoria (VIC) 10 a					2133	2146				2203	2217					2233	2245		

NOTES (see introductory pages for explanation of train operator codes and standard symbols)

- a Arrival time
- d Departure time
- A To Bedford, see table 51
- C To St Albans City, see table 51
- E From Dorking, see table 162
- F From Epsom, see table 162
- G From Horsham, see table 162
- H From Beckenham Junction, see table 165
- K From Caterham, see table 172

Sutton and Wimbledon to London via Streatham and Tulse Hill

Mondays to Fridays

Operator Train ID Days of operation/Notes	TL	SN	SN	TL	SN	SN	SN	TL	TL
	9076 A	2H72 H	2167 F	9V94 A	2J70 K	2169 F	2H74 H	9V96 A	9080 A
Sutton (Surrey) (SUO) 4 d	2219		2242	2248		2312		2318	2319
Carshalton (CSH) d			2245	2251		2315		2321	
Hackbridge (HCB) d			2248	2254		2318		2324	
Mitcham Junction (MIJ) d			2251	2257		2321		2327	
Mitcham Eastfields (MTC) d			2254	2300		2324		2330	
West Sutton (WSU) d	2222								2322
Sutton Common (SUC) d	2224								2324
St Helier (SIH) d	2227								2327
Morden South (MDS) d	2229								2329
South Merton (SMO) d	2231								2331
Wimbledon Chase (WBO) d	2233								2333
Wimbledon (WIM) 6 a	2236								2336
Wimbledon (WIM) 6 d	2241								2337
Haydons Road (HYR) d	2244								2340
Tooting (TOO) d	2247								2343
Streatham (STE) 4 d	2252			2305	2313			2335	2348
Tulse Hill (TUH) 4 a	2256			2309	2317			2339	2352
Tulse Hill (TUH) 4 d	2257	2302		2310	2317		2333	2340	2352
North Dulwich (NDL) d		2306			2321		2337		
East Dulwich (EDW) d		2308			2323		2339		
Peckham Rye (PMR) 4 d		2311			2326		2342		
Queens Rd Peckham (QRP) d		2313			2328		2344		
South Bermondsey (SBM) d		2316			2331		2347		
London Bridge (LBG) 4 a		2321			2336		2352		
Herne Hill (HNH) 4 d	2301			2314				2344	2356
Loughborough Jn (LGJ) d	2304			2317				2347	2359
Elephant & Castle (EPH) d	2308			2321				2354	0004
London Blackfriars (BFR) 3 a	2314			2326				0001	0008
City Thameslink (CTK) 3 a									
Farringdon (ZFD) 3 a	2318			2333				0006	0013
St Pancras International (STP) 15 a	2323			2337				0010	0017
Balham (BAL) 4 a			2301			2333			
Clapham Junction (CLJ) 10 a			2307			2337			
London Victoria (VIC) 10 a			2315			2347			

NOTES (see introductory pages for explanation of train operator codes and standard symbols)

a Arrival time

d Departure time

A To Bedford, see table 51

F From Epsom, see table 162

H From Beckenham Junction, see table 165

K From Caterham, see table 172

Sutton and Wimbledon to London via Streatham and Tulse Hill

Saturdays

Operator Train ID Days of operation/Notes	TL	TL	TL	SN	TL	SN	SN	TL	SN	TL	SN	SN	SN	TL	SN	TL	SN	SN
	9V10 B	9O10 B	9V12 B	2J04 C	9O12 B	2H92 E	2I03 D	9V14 B	2J06 C	9O14 B	2H94 E	2I05 F	2I05 D	9V16 B	2J08 G	9O16 B	2H12 H	2I07 F
Sutton (Surrey) (SUO) 4 d	0546	0549	0616		0619		0642	0646		0649		0702	0712	0716		0719		0732
Carshalton (CSH) d	0549		0619				0645	0649				0705	0715	0719				0735
Hackbridge (HCB) d	0552		0622				0648	0652					0718	0722				
Mitcham Junction (MIJ) d	0555		0625				0651	0655					0721	0725				
Mitcham Eastfields (MTC) d	0558		0628				0654	0658					0724	0728				
West Sutton (WSU) d		0552			0622					0652						0722		
Sutton Common (SUC) d		0554			0624					0654						0724		
St Helier (SIH) d		0557			0627					0657						0727		
Morden South (MDS) d		0559			0629					0659						0729		
South Merton (SMO) d		0601			0631					0701						0731		
Wimbledon Chase (WBO) d		0603			0633					0703						0733		
Wimbledon (WIM) 6 a		0606			0636					0706						0736		
Wimbledon (WIM) 6 d		0607			0637					0707						0737		
Haydens Road (HYR) d		0610			0640					0710						0740		
Tooting (TOO) d		0613			0643					0713						0743		
Streatham (STE) 4 d	0603	0618	0633	0643	0648			0703	0713	0718				0733	0743	0748		
Tulse Hill (TUH) 4 a	0607	0622	0637	0647	0652			0707	0717	0722				0737	0747	0752		
Tulse Hill (TUH) 4 d	0608	0623	0638	0647	0652	0702		0708	0717	0723	0732			0738	0747	0753	0802	
North Dulwich (NDL) d				0651		0706			0721		0736				0751		0806	
East Dulwich (EDW) d				0653		0708			0723		0738				0753		0808	
Peckham Rye (PMR) 4 d				0656		0711			0726		0741				0756		0811	
Queens Rd Peckham (QRP) d				0658		0713			0728		0743				0758		0813	
South Bermondsey (SBM) d				0701		0716			0731		0746				0801		0816	
London Bridge (LBG) 4 a				0707		0721			0737		0751				0807		0821	
Herne Hill (HNH) 4 d	0612	0627	0642		0656			0712		0727				0742		0757		
Loughborough Jn (LGJ) d	0615	0630	0645		0700			0715		0730				0745		0800		
Elephant & Castle (EPH) d	0619	0634	0649		0704			0719		0734				0749		0804		
London Blackfriars (BFR) 3 a	0624	0639	0654		0709			0724		0739				0754		0809		
City Thameslink (CTK) 3 a																		
Farringdon (ZFD) 3 a	0628	0643	0658		0713			0728		0743				0758		0813		
St Pancras International (STP) 15 a	0633	0648	0703		0718			0733		0748				0803		0818		
Balham (BAL) 4 a							0703					0733						
Clapham Junction (CLJ) 10 a							0707					0723	0737					0753
London Victoria (VIC) 10 a							0715					0733	0745					0802

NOTES (see introductory pages for explanation of train operator codes and standard symbols)

- a Arrival time
- d Departure time
- B To St Albans City, see table 51
- C From Selhurst, see table 164
- D From Epsom, see table 62
- E From Norwood Junction, see table 165
- F From Dorking, see table 162
- G From Caterham, see table 172
- H From Beckenham Junction, see table 165

Sutton and Wimbledon to London via Streatham and Tulse Hill

Saturdays

Operator Train ID Days of operation/Notes	SN	TL	SN	TL	SN	SN	SN	TL	SN	TL	SN	SN	TL	SN	TL	SN	TL	SN	SN	
	2107 D	9V18 B	2J10 G	9O18 B	2H14 H	1109 F	2109 D	9V20 B	2J12 G	9O20 B	2H16 H	1111 F	2111 D	9V22 B	2J14 G	9O22 B	2H18 H	1113 J		
Sutton (Surrey) (SUO) 4 d	0742	0746		0749		0802	0812	0816		0819		0832	0842	0846		0849		0902		
Carshalton (CSH) d	0745	0749				0805	0815	0819				0835	0845	0849				0905		
Hackbridge (HCB) d	0748	0752					0818	0822					0848	0852						
Mitcham Junction (MIJ) d	0751	0755					0821	0825					0851	0855						
Mitcham Eastfields (MTC) d	0754	0758					0824	0828					0854	0858						
West Sutton (WSU) d				0752						0822						0852				
Sutton Common (SUC) d				0754						0824					0854					
St Helier (SIH) d				0757						0827					0857					
Morden South (MDS) d				0759						0829					0859					
South Merton (SMO) d				0801						0831					0901					
Wimbledon Chase (WBO) d				0803						0833					0903					
Wimbledon (WIM) 6 a				0806						0836					0906					
Wimbledon (WIM) 6 d				0807						0837					0907					
Haydens Road (HYR) d				0810						0840					0910					
Tooting (TOO) d				0813						0843					0913					
Streatham (STE) 4 d		0803	0813	0818				0833	0843	0848				0903	0913	0918				
Tulse Hill (TUH) 4 a		0807	0817	0822				0837	0847	0852				0907	0917	0922				
Tulse Hill (TUH) 4 d		0808	0817	0823	0832			0838	0847	0853	0902			0908	0917	0923	0932			
North Dulwich (NDL) d			0821	0836					0851	0906				0921	0926	0932	0936			
East Dulwich (EDW) d			0823	0838					0853	0908				0923	0928	0934	0938			
Peckham Rye (PMR) 4 d			0826	0841					0856	0911				0926	0931	0937	0941			
Queens Rd Peckham (QRP) d			0828	0843					0858	0913				0928	0933	0939	0943			
South Bermondsey (SBM) d			0831	0846					0901	0916				0931	0936	0942	0946			
London Bridge (LBG) 4 a			0837	0851					0907	0921				0937	0942	0948	0951			
Herne Hill (HMH) 4 d		0812		0827				0842		0857				0912		0927				
Loughborough Jn (LGJ) d		0815		0830				0845		0900				0915		0930				
Elephant & Castle (EPH) d		0819		0834				0849		0904				0919		0934				
London Blackfriars (BFR) 3 a		0824		0839				0854		0909				0924		0939				
City Thameslink (CTK) 3 a										0911				0926		0941				
Farringdon (ZFD) 3 a		0828		0843				0858		0913				0928		0943				
St Pancras International (STP) 15 a		0833		0848				0903		0918				0933		0948				
Balham (BAL) 4 a	0803						0833						0903							
Clapham Junction (CLJ) 10 a	0807					0823	0837					0853	0907							0923
London Victoria (VIC) 10 a	0815					0832	0845					0902	0915							0932

NOTES (see introductory pages for explanation of train operator codes and standard symbols)

- a Arrival time
- d Departure time

- B To St Albans City, see table 51
- D From Epsom, see table 62
- F From Dorking, see table 162
- G From Caterham, see table 172
- H From Beckenham Junction, see table 165
- J From Horsham, see table 162

Sutton and Wimbledon to London via Streatham and Tulse Hill

Saturdays

Operator Train ID Days of operation/Notes	SN	TL	SN	TL	SN	SN	SN	TL	SN	TL	SN	SN	TL	SN	TL	SN	TL	SN	SN	
	2113 D	9V24 B	2J16 G	9O24 B	2H20 H	1115 F	2115 D	9V26 B	2J18 G	9O26 B	2H22 H	1117 J	2117 D	9V28 B	2J20 G	9O28 B	2H24 H	1119 F		
Sutton (Surrey) (SUO) 4 d	0912	0916		0919		0932	0942	0946		0949		1002	1012	1016		1019		1032		
Carshalton (CSH) d	0915	0919				0935	0945	0949				1005	1015	1019				1035		
Hackbridge (HCB) d	0918	0922					0948	0952					1018	1022						
Mitcham Junction (MIJ) d	0921	0925					0951	0955					1021	1025						
Mitcham Eastfields (MTC) d	0924	0928					0954	0958					1024	1028						
West Sutton (WSU) d				0922						0952							1022			
Sutton Common (SUC) d				0924						0954							1024			
St Helier (SIH) d				0927						0957							1027			
Morden South (MDS) d				0929						0959							1029			
South Merton (SMO) d				0931						1001							1031			
Wimbledon Chase (WBO) d				0933						1003							1033			
Wimbledon (WIM) 6 a				0936						1006							1036			
Wimbledon (WIM) 6 d				0937						1007							1037			
Haydens Road (HYR) d				0940						1010							1040			
Tooting (TOO) d				0943						1013							1043			
Streatham (STE) 4 d		0933	0943	0948				1003	1013	1018			1033	1043	1048					
Tulse Hill (TUH) 4 a		0937	0947	0952				1007	1017	1022			1037	1047	1052					
Tulse Hill (TUH) 4 d		0938	0947	0953	1002			1008	1017	1023	1032		1038	1047	1053	1102				
North Dulwich (NDL) d			0951	1006				1021	1036				1051	1106						
East Dulwich (EDW) d			0953	1008				1023	1038				1053	1108						
Peckham Rye (PMR) 4 d			0956	1011				1026	1041				1056	1111						
Queens Rd Peckham (QRP) d			0958	1013				1028	1043				1058	1113						
South Bermondsey (SBM) d			1001	1016				1031	1046				1101	1116						
London Bridge (LBG) 4 a			1007	1021				1037	1051				1107	1121						
Herne Hill (HMH) 4 d		0942		0957				1012	1027				1042	1057						
Loughborough Jn (LGJ) d		0945		1000				1015	1030				1045	1100						
Elephant & Castle (EPH) d		0949		1004				1019	1034				1049	1104						
London Blackfriars (BFR) 3 a		0954		1009				1024	1039				1054	1109						
City Thameslink (CTK) 3 a		0956		1011				1026	1041				1056	1111						
Farringdon (ZFD) 3 a		0958		1013				1028	1043				1058	1113						
St Pancras International (STP) 15 a		1003		1018				1033	1048				1103	1118						
Balham (BAL) 4 a	0933						1003						1033							
Clapham Junction (CLJ) 10 a	0937					0953	1007					1023	1037							1053
London Victoria (VIC) 10 a	0945					1002	1015					1032	1045							1102

NOTES (see introductory pages for explanation of train operator codes and standard symbols)

- a Arrival time
- d Departure time
- B To St Albans City, see table 51
- D From Epsom, see table 62
- F From Dorking, see table 162
- G From Caterham, see table 172
- H From Beckenham Junction, see table 165
- J From Horsham, see table 162

Sutton and Wimbledon to London via Streatham and Tulse Hill

Saturdays

Operator Train ID Days of operation/Notes	SN	TL	SN	TL	SN	SN	SN	TL	SN	TL	SN	SN	SN	TL	SN	TL	SN	SN
	2119 D	9V30 B	2J22 G	9O30 B	2H26 H	1I21 J	2I21 D	9V32 B	2J24 G	9O32 B	2H28 H	1I23 F	2I23 D	9V34 B	2J26 G	9O34 B	2H30 H	1I25 J
Sutton (Surrey) (SUO) 4 d	1042	1046		1049		1102	1112	1116		1119		1132	1142	1146		1149		1202
Carshalton (CSH) d	1045	1049				1105	1115	1119				1135	1145	1149				1205
Hackbridge (HCB) d	1048	1052					1118	1122					1148	1152				
Mitcham Junction (MIJ) d	1051	1055					1121	1125					1151	1155				
Mitcham Eastfields (MTC) d	1054	1058					1124	1128					1154	1158				
West Sutton (WSU) d				1052						1122						1152		
Sutton Common (SUC) d				1054						1124						1154		
St Helier (SIH) d				1057						1127						1157		
Morden South (MDS) d				1059						1129						1159		
South Merton (SMO) d				1101						1131						1201		
Wimbledon Chase (WBO) d				1103						1133						1203		
Wimbledon (WIM) 6 a				1106						1136						1206		
Wimbledon (WIM) 6 d				1107						1137						1207		
Haydens Road (HYR) d				1110						1140						1210		
Tooting (TOO) d				1113						1143						1213		
Streatham (STE) 4 d		1103	1113	1118				1133	1143	1148				1203	1213	1218		
Tulse Hill (TUH) 4 a		1107	1117	1122				1137	1147	1152				1207	1217	1222		
Tulse Hill (TUH) 4 d		1108	1117	1123	1132			1138	1147	1153	1202			1208	1217	1223	1232	
North Dulwich (NDL) d			1121		1136				1151		1206				1221		1236	
East Dulwich (EDW) d			1123		1138				1153		1208				1223		1238	
Peckham Rye (PMR) 4 d			1126		1141				1156		1211				1226		1241	
Queens Rd Peckham (QRP) d			1128		1143				1158		1213				1228		1243	
South Bermondsey (SBM) d			1131		1146				1201		1216				1231		1246	
London Bridge (LBG) 4 a			1137		1151				1207		1221				1237		1251	
Herne Hill (HMH) 4 d		1112		1127				1142		1157				1212		1227		
Loughborough Jn (LGJ) d		1115		1130				1145		1200				1215		1230		
Elephant & Castle (EPH) d		1119		1134				1149		1204				1219		1234		
London Blackfriars (BFR) 3 a		1124		1139				1154		1209				1224		1239		
City Thameslink (CTK) 3 a		1126		1141				1156		1211				1226		1241		
Farringdon (ZFD) 3 a		1128		1143				1158		1213				1228		1243		
St Pancras International (STP) 15 a		1133		1148				1203		1218				1233		1248		
Balham (BAL) 4 a	1103						1133						1203					
Clapham Junction (CLJ) 10 a	1107					1123	1137					1153	1207					1223
London Victoria (VIC) 10 a	1115					1132	1145					1202	1215					1232

NOTES (see introductory pages for explanation of train operator codes and standard symbols)

- a Arrival time
- d Departure time
- B To St Albans City, see table 51
- D From Epsom, see table 62
- F From Dorking, see table 162
- G From Caterham, see table 172
- H From Beckenham Junction, see table 165
- J From Horsham, see table 162

Sutton and Wimbledon to London via Streatham and Tulse Hill

Saturdays

Operator Train ID Days of operation/Notes	SN	TL	SN	TL	SN	SN	SN	TL	SN	TL	SN	SN	TL	SN	TL	SN	TL	SN	SN	
	2I25 D	9V36 B	2J28 G	9O36 B	2H32 H	1I27 F	2I27 D	9V38 B	2J30 G	9O38 B	2H34 H	1I29 J	2I29 D	9V40 B	2J32 G	9O40 B	2H36 H	1I31 F		
Sutton (Surrey) (SUO) 4 d	1212	1216		1219		1232	1242	1246		1249		1302	1312	1316		1319		1332		
Carshalton (CSH) d	1215	1219				1235	1245	1249				1305	1315	1319				1335		
Hackbridge (HCB) d	1218	1222					1248	1252					1318	1322						
Mitcham Junction (MIJ) d	1221	1225					1251	1255					1321	1325						
Mitcham Eastfields (MTC) d	1224	1228					1254	1258					1324	1328						
West Sutton (WSU) d				1222						1252							1322			
Sutton Common (SUC) d				1224						1254							1324			
St Helier (SIH) d				1227						1257							1327			
Morden South (MDS) d				1229						1259							1329			
South Merton (SMO) d				1231						1301							1331			
Wimbledon Chase (WBO) d				1233						1303							1333			
Wimbledon (WIM) 6 a				1236						1306							1336			
Wimbledon (WIM) 6 d				1237						1307							1337			
Haydens Road (HYR) d				1240						1310							1340			
Tooting (TOO) d				1243						1313							1343			
Streatham (STE) 4 d		1233	1243	1248				1303	1313	1318				1333	1343	1348				
Tulse Hill (TUH) 4 a		1237	1247	1252				1307	1317	1322				1337	1347	1352				
Tulse Hill (TUH) 4 d		1238	1247	1253	1302			1308	1317	1323	1332			1338	1347	1353	1402			
North Dulwich (NDL) d			1251		1306				1321		1336				1351		1406			
East Dulwich (EDW) d			1253		1308				1323		1338				1353		1408			
Peckham Rye (PMR) 4 d			1256		1311				1326		1341				1356		1411			
Queens Rd Peckham (QRP) d			1258		1313				1328		1343				1358		1413			
South Bermondsey (SBM) d			1301		1316				1331		1346				1401		1416			
London Bridge (LBG) 4 a			1307		1321				1337		1351				1407		1421			
Herne Hill (HMH) 4 d		1242		1257				1312		1327				1342		1357				
Loughborough Jn (LGJ) d		1245		1300				1315		1330				1345		1400				
Elephant & Castle (EPH) d		1249		1304				1319		1334				1349		1404				
London Blackfriars (BFR) 3 a		1254		1309				1324		1339				1354		1409				
City Thameslink (CTK) 3 a		1256		1311				1326		1341				1356		1411				
Farringdon (ZFD) 3 a		1258		1313				1328		1343				1358		1413				
St Pancras International (STP) 15 a		1303		1318				1333		1348				1403		1418				
Balham (BAL) 4 a	1233						1303						1333							
Clapham Junction (CLJ) 10 a	1237					1253	1307					1323	1337							1353
London Victoria (VIC) 10 a	1245					1302	1315					1332	1345							1402

NOTES (see introductory pages for explanation of train operator codes and standard symbols)

- a Arrival time
- d Departure time
- B To St Albans City, see table 51
- D From Epsom, see table 62
- F From Dorking, see table 162
- G From Caterham, see table 172
- H From Beckenham Junction, see table 165
- J From Horsham, see table 162

Sutton and Wimbledon to London via Streatham and Tulse Hill

Saturdays

Operator Train ID Days of operation/Notes	SN	TL	SN	TL	SN	SN	SN	TL	SN	TL	SN	SN	TL	SN	TL	SN	TL	SN	SN	
	2I31 D	9V42 B	2J34 G	9O42 B	2H38 H	1I33 J	2I33 D	9V44 B	2J36 G	9O44 B	2H40 H	1I35 F	2I35 D	9V46 B	2J38 G	9O46 B	2H42 H	1I37 J		
Sutton (Surrey) (SUO) 4 d	1342	1346		1349		1402	1412	1416		1419		1432	1442	1446		1449		1502		
Carshalton (CSH) d	1345	1349				1405	1415	1419				1435	1445	1449				1505		
Hackbridge (HCB) d	1348	1352					1418	1422					1448	1452						
Mitcham Junction (MIJ) d	1351	1355					1421	1425					1451	1455						
Mitcham Eastfields (MTC) d	1354	1358					1424	1428					1454	1458						
West Sutton (WSU) d				1352						1422						1452				
Sutton Common (SUC) d				1354						1424						1454				
St Helier (SIH) d				1357						1427						1457				
Morden South (MDS) d				1359						1429						1459				
South Merton (SMO) d				1401						1431						1501				
Wimbledon Chase (WBO) d				1403						1433						1503				
Wimbledon (WIM) 6 a				1406						1436						1506				
Wimbledon (WIM) 6 d				1407						1437						1507				
Haydens Road (HYR) d				1410						1440						1510				
Tooting (TOO) d				1413						1443						1513				
Streatham (STE) 4 d		1403	1413	1418				1433	1443	1448				1503	1513	1518				
Tulse Hill (TUH) 4 a		1407	1417	1422				1437	1447	1452				1507	1517	1522				
Tulse Hill (TUH) 4 d		1408	1417	1423	1432			1438	1447	1453	1502			1508	1517	1523	1532			
North Dulwich (NDL) d			1421		1436				1451		1506			1521		1536				
East Dulwich (EDW) d			1423		1438				1453		1508			1523		1538				
Peckham Rye (PMR) 4 d			1426		1441				1456		1511			1526		1541				
Queens Rd Peckham (QRP) d			1428		1443				1458		1513			1528		1543				
South Bermondsey (SBM) d			1431		1446				1501		1516			1531		1546				
London Bridge (LBG) 4 a			1437		1451				1507		1521			1537		1551				
Herne Hill (HNH) 4 d		1412		1427				1442		1457				1512		1527				
Loughborough Jn (LGJ) d		1415		1430				1445		1500				1515		1530				
Elephant & Castle (EPH) d		1419		1434				1449		1504				1519		1534				
London Blackfriars (BFR) 3 a		1424		1439				1454		1509				1524		1539				
City Thameslink (CTK) 3 a		1426		1441				1456		1511				1526		1541				
Farringdon (ZFD) 3 a		1428		1443				1458		1513				1528		1543				
St Pancras International (STP) 15 a		1433		1448				1503		1518				1533		1548				
Balham (BAL) 4 a	1403						1433						1503							
Clapham Junction (CLJ) 10 a	1407					1423	1437					1453	1507							1523
London Victoria (VIC) 10 a	1415					1432	1445					1502	1515							1532

NOTES (see introductory pages for explanation of train operator codes and standard symbols)

- a Arrival time
- d Departure time
- B To St Albans City, see table 51
- D From Epsom, see table 62
- F From Dorking, see table 162
- G From Caterham, see table 172
- H From Beckenham Junction, see table 165
- J From Horsham, see table 162

Sutton and Wimbledon to London via Streatham and Tulse Hill

Saturdays

Operator Train ID Days of operation/Notes	SN	TL	SN	TL	SN	SN	SN	TL	SN	TL	SN	SN	TL	SN	TL	SN	TL	SN	SN	
	2I37 D	9V48 B	2J40 G	9O48 B	2H44 H	1I39 F	2I39 D	9V50 B	2J42 G	9O50 B	2H46 H	1I41 J	2I41 D	9V52 B	2J44 G	9O52 B	2H48 H	1I43 F		
Sutton (Surrey) (SUO) 4 d	1512	1516		1519		1532	1542	1546		1549		1602	1612	1616		1619		1632		
Carshalton (CSH) d	1515	1519				1535	1545	1549				1605	1615	1619				1635		
Hackbridge (HCB) d	1518	1522					1548	1552					1618	1622						
Mitcham Junction (MIJ) d	1521	1525					1551	1555					1621	1625						
Mitcham Eastfields (MTC) d	1524	1528					1554	1558					1624	1628						
West Sutton (WSU) d				1522						1552						1622				
Sutton Common (SUC) d				1524						1554						1624				
St Helier (SIH) d				1527						1557						1627				
Morden South (MDS) d				1529						1559						1629				
South Merton (SMO) d				1531						1601						1631				
Wimbledon Chase (WBO) d				1533						1603						1633				
Wimbledon (WIM) 6 a				1536						1606						1636				
Wimbledon (WIM) 6 d				1537						1607						1637				
Haydens Road (HYR) d				1540						1610						1640				
Tooting (TOO) d				1543						1613						1643				
Streatham (STE) 4 d		1533	1543	1548				1603	1613	1618				1633	1643	1648				
Tulse Hill (TUH) 4 a		1537	1547	1552				1607	1617	1622				1637	1647	1652				
Tulse Hill (TUH) 4 d		1538	1547	1553	1602			1608	1617	1623	1632			1638	1647	1653	1702			
North Dulwich (NDL) d			1551		1606				1621	1636					1651		1706			
East Dulwich (EDW) d			1553		1608				1623	1638					1653		1708			
Peckham Rye (PMR) 4 d			1556		1611				1626	1641					1656		1711			
Queens Rd Peckham (QRP) d			1558		1613				1628	1643					1658		1713			
South Bermondsey (SBM) d			1601		1616				1631	1646					1701		1716			
London Bridge (LBG) 4 a			1607		1621				1637	1651					1707		1721			
Herne Hill (HNH) 4 d		1542		1557				1612		1627					1642		1657			
Loughborough Jn (LGJ) d		1545		1600				1615		1630					1645		1700			
Elephant & Castle (EPH) d		1549		1604				1619		1634					1649		1704			
London Blackfriars (BFR) 3 a		1554		1609				1624		1639					1654		1709			
City Thameslink (CTK) 3 a		1556		1611				1626		1641					1656		1711			
Farringdon (ZFD) 3 a		1558		1613				1628		1643					1658		1713			
St Pancras International (STP) 15 a		1603		1618				1633		1648					1703		1718			
Balham (BAL) 4 a	1533						1603							1633						
Clapham Junction (CLJ) 10 a	1537					1553	1607					1623	1637							1653
London Victoria (VIC) 10 a	1545					1602	1615					1632	1645							1702

NOTES (see introductory pages for explanation of train operator codes and standard symbols)

- a Arrival time
d Departure time
- B To St Albans City, see table 51
D From Epsom, see table 62
F From Dorking, see table 162
G From Caterham, see table 172
H From Beckenham Junction, see table 165
J From Horsham, see table 162

Sutton and Wimbledon to London via Streatham and Tulse Hill

Saturdays

Operator Train ID Days of operation/Notes	SN	TL	SN	TL	SN	SN	SN	TL	SN	TL	SN	SN	TL	SN	TL	SN	TL	SN	SN	
	2I43 D	9V54 B	2J46 G	9O54 B	2H50 H	1I45 J	2I45 D	9V56 B	2J48 G	9O56 B	2H52 H	1I47 F	2I47 D	9V58 B	2J50 G	9O58 B	2H54 H	1I49 J		
Sutton (Surrey) (SUO) 4 d	1642	1646		1649		1702	1712	1716		1719		1732	1742	1746		1749		1802		
Carshalton (CSH) d	1645	1649				1705	1715	1719				1735	1745	1749				1805		
Hackbridge (HCB) d	1648	1652					1718	1722					1748	1752						
Mitcham Junction (MIJ) d	1651	1655					1721	1725					1751	1755						
Mitcham Eastfields (MTC) d	1654	1658					1724	1728					1754	1758						
West Sutton (WSU) d				1652						1722						1752				
Sutton Common (SUC) d				1654						1724						1754				
St Helier (SIH) d				1657						1727						1757				
Morden South (MDS) d				1659						1729						1759				
South Merton (SMO) d				1701						1731						1801				
Wimbledon Chase (WBO) d				1703						1733						1803				
Wimbledon (WIM) 6 a				1706						1736						1806				
Wimbledon (WIM) 6 d				1707						1737						1807				
Haydens Road (HYR) d				1710						1740						1810				
Tooting (TOO) d				1713						1743						1813				
Streatham (STE) 4 d		1703	1713	1718				1733	1743	1748				1803	1813	1818				
Tulse Hill (TUH) 4 a		1707	1717	1722				1737	1747	1752				1807	1817	1822				
Tulse Hill (TUH) 4 d		1708	1717	1723	1732			1738	1747	1753	1802			1808	1817	1823	1832			
North Dulwich (NDL) d			1721		1736				1751		1806				1821		1836			
East Dulwich (EDW) d			1723		1738				1753		1808				1823		1838			
Peckham Rye (PMR) 4 d			1726		1741				1756		1811				1826		1841			
Queens Rd Peckham (QRP) d			1728		1743				1758		1813				1828		1843			
South Bermondsey (SBM) d			1731		1746				1801		1816				1831		1846			
London Bridge (LBG) 4 a			1737		1751				1807		1821				1837		1851			
Herne Hill (HMH) 4 d		1712		1727				1742		1757				1812		1827				
Loughborough Jn (LGJ) d		1715		1730				1745		1800				1815		1830				
Elephant & Castle (EPH) d		1719		1734				1749		1804				1819		1834				
London Blackfriars (BFR) 3 a		1724		1739				1754		1809				1824		1839				
City Thameslink (CTK) 3 a		1726		1741				1756		1811				1826		1841				
Farringdon (ZFD) 3 a		1728		1743				1758		1813				1828		1843				
St Pancras International (STP) 15 a		1733		1748				1803		1818				1833		1848				
Balham (BAL) 4 a	1703						1733						1803							
Clapham Junction (CLJ) 10 a	1707					1723	1737					1753	1807							1823
London Victoria (VIC) 10 a	1715					1732	1745					1802	1815							1832

NOTES (see introductory pages for explanation of train operator codes and standard symbols)

- a Arrival time
- d Departure time
- B To St Albans City, see table 51
- D From Epsom, see table 62
- F From Dorking, see table 162
- G From Caterham, see table 172
- H From Beckenham Junction, see table 165
- J From Horsham, see table 162

Sutton and Wimbledon to London via Streatham and Tulse Hill

Saturdays




























Operator Train ID Days of operation/Notes	SN	TL	SN	TL	SN	SN	SN	TL	SN	TL	SN	SN	SN	TL	SN	TL	SN	SN
	2I49 D	9V60 B	2J52 G	9O60 B	2H56 H	1I51 F	2I51 D	9V62 B	2J54 G	9O62 B	2H58 H	1I53 J	2I53 D	9V64 B	2J56 G	9O64 B	2H60 H	1I55 F
Sutton (Surrey) (SUO) 4 d	1812	1816		1819		1832	1842	1846		1849		1902	1912	1916		1919		1932
Carshalton (CSH) d	1815	1819				1835	1845	1849				1905	1915	1919				1935
Hackbridge (HCB) d	1818	1822					1848	1852					1918	1922				
Mitcham Junction (MIJ) d	1821	1825					1851	1855					1921	1925				
Mitcham Eastfields (MTC) d	1824	1828					1854	1858					1924	1928				
West Sutton (WSU) d				1822						1852							1922	
Sutton Common (SUC) d				1824						1854							1924	
St Helier (SIH) d				1827						1857							1927	
Morden South (MDS) d				1829						1859							1929	
South Merton (SMO) d				1831						1901							1931	
Wimbledon Chase (WBO) d				1833						1903							1933	
Wimbledon (WIM) 6 a				1836						1906							1936	
Wimbledon (WIM) 6 d				1837						1907							1937	
Haydens Road (HYR) d				1840						1910							1940	
Tooting (TOO) d				1843						1913							1943	
Streatham (STE) 4 d		1833	1843	1848				1903	1913	1918				1933	1943	1948		
Tulse Hill (TUH) 4 a		1837	1847	1852				1907	1917	1922				1937	1947	1952		
Tulse Hill (TUH) 4 d		1838	1847	1853	1902			1908	1917	1923	1932			1938	1947	1953	2002	
North Dulwich (NDL) d			1851		1906				1921		1936				1951		2006	
East Dulwich (EDW) d			1853		1908				1923		1938				1953		2008	
Peckham Rye (PMR) 4 d			1856		1911				1926		1941				1956		2011	
Queens Rd Peckham (QRP) d			1858		1913				1928		1943				1958		2013	
South Bermondsey (SBM) d			1901		1916				1931		1946				2001		2016	
London Bridge (LBG) 4 a			1907		1921				1937		1951				2007		2021	
Herne Hill (HMH) 4 d		1842		1857				1912		1927				1942		1957		
Loughborough Jn (LGJ) d		1845		1900				1915		1930				1945		2000		
Elephant & Castle (EPH) d		1849		1904				1919		1934				1949		2004		
London Blackfriars (BFR) 3 a		1854		1909				1924		1939				1954		2009		
City Thameslink (CTK) 3 a		1856		1911				1926		1941				1956		2011		
Farringdon (ZFD) 3 a		1858		1913				1928		1943				1958		2013		
St Pancras International (STP) 15 a		1903		1918				1933		1948				2003		2018		
Balham (BAL) 4 a	1833						1903						1933					
Clapham Junction (CLJ) 10 a	1837					1853	1907					1923	1937					1953
London Victoria (VIC) 10 a	1845					1902	1915					1932	1945					2002

NOTES (see introductory pages for explanation of train operator codes and standard symbols)

- a Arrival time
- d Departure time
- B To St Albans City, see table 51
- D From Epsom, see table 62
- F From Dorking, see table 162
- G From Caterham, see table 172
- H From Beckenham Junction, see table 165
- J From Horsham, see table 162

Sutton and Wimbledon to London via Streatham and Tulse Hill

Saturdays

Operator Train ID Days of operation/Notes	SN	TL	SN	TL	SN	SN	SN	TL	SN	TL	SN	SN	TL	SN	TL	SN	TL	SN	SN	
	2155 D	9V66 B	2J58 G	9O66 B	2H62 H	1157 F	2157 D	9V68 B	2J60 G	9O68 B	2H64 H	1159 F	2159 D	9V70 B	2J62 G	9O70 B	2H66 H	1161 F		
Sutton (Surrey) (SUO) 	1942	1946		1949		2002	2012	2016		2019		2032	2042	2046		2049		2102		
Carshalton (CSH) d	1945	1949				2005	2015	2019				2035	2045	2049				2105		
Hackbridge (HCB) d	1948	1952					2018	2022					2048	2052						
Mitcham Junction (MIJ)  d	1951	1955					2021	2025					2051	2055						
Mitcham Eastfields (MTC) d	1954	1958					2024	2028					2054	2058						
West Sutton (WSU) d				1952						2022							2052			
Sutton Common (SUC) d				1954						2024							2054			
St Helier (SIH) d				1957						2027							2057			
Morden South (MDS) d				1959						2029							2059			
South Merton (SMO) d				2001						2031							2101			
Wimbledon Chase (WBO) d				2003						2033							2103			
Wimbledon (WIM)   a				2006						2036							2106			
Wimbledon (WIM)   d				2007						2037							2107			
Haydens Road (HYR) d				2010						2040							2110			
Tooting (TOO) d				2013						2043							2113			
Streatham (STE) 		2003	2013	2018				2033	2043	2048				2103	2113	2118				
Tulse Hill (TUH)  a		2007	2017	2022				2037	2047	2052				2107	2117	2122				
Tulse Hill (TUH) 		2008	2017	2023	2032			2038	2047	2053	2102			2108	2117	2123	2132			
North Dulwich (NDL) d			2021		2036				2051		2106			2121			2136			
East Dulwich (EDW) d			2023		2038				2053		2108			2123			2138			
Peckham Rye (PMR) 			2026		2041				2056		2111			2126			2141			
Queens Rd Peckham (QRP) d			2028		2043				2058		2113			2128			2143			
South Bermondsey (SBM) d			2031		2046				2101		2116			2131			2146			
London Bridge (LBG)   a			2037		2051				2107		2121			2137			2151			
Herne Hill (HNH) 		2012		2027				2042		2057				2112		2127				
Loughborough Jn (LGJ) d		2015		2030				2045		2100				2115		2130				
Elephant & Castle (EPH)  d		2019		2034				2049		2104				2119		2134				
London Blackfriars (BFR)   a		2024		2039				2054		2109				2124		2139				
City Thameslink (CTK)   a		2026		2041				2056												
Farringdon (ZFD)   a		2028		2043				2058		2113				2128		2143				
St Pancras International (STP)   a		2033		2048				2103		2118				2133		2148				
Balham (BAL)   a	2003						2033						2103							
Clapham Junction (CLJ)  a	2007					2023	2037					2053	2107							2123
London Victoria (VIC)   a	2015					2032	2045					2102	2115							2132

NOTES (see introductory pages for explanation of train operator codes and standard symbols)

- a Arrival time
- d Departure time
- B To St Albans City, see table 51
- D From Epsom, see table 62
- F From Dorking, see table 162
- G From Caterham, see table 172
- H From Beckenham Junction, see table 165

Sutton and Wimbledon to London via Streatham and Tulse Hill

Saturdays

Operator Train ID Days of operation/Notes	SN	TL	SN	TL	SN	SN	SN	TL	SN	TL	SN	SN	SN	TL	SN	TL	SN	SN
	2161 D	9V72 B	2J64 G	9072 A	2H68 H	1163 F	2163 D	9V90 A	2J66 G	9074 A	2H70 H	1165 F	2165 D	9V92 A	2J68 G	9076 A	2H72 H	1167 F
Sutton (Surrey) (SUO) 4 d	2112	2116		2119		2132	2142	2146		2149		2202	2212	2218		2219		2232
Carshalton (CSH) d	2115	2119				2135	2145	2149				2205	2215	2221				2235
Hackbridge (HCB) d	2118	2122					2148	2152					2218	2224				
Mitcham Junction (MIJ) d	2121	2125					2151	2155					2221	2227				
Mitcham Eastfields (MTC) d	2124	2128					2154	2158					2224	2230				
West Sutton (WSU) d				2122						2152						2222		
Sutton Common (SUC) d				2124						2154						2224		
St Helier (SIH) d				2127						2157						2227		
Morden South (MDS) d				2129						2159						2229		
South Merton (SMO) d				2131						2201						2231		
Wimbledon Chase (WBO) d				2133						2203						2233		
Wimbledon (WIM) 6 a				2136						2206						2236		
Wimbledon (WIM) 6 d				2137						2207						2241		
Haydens Road (HYR) d				2140						2210						2244		
Tooting (TOO) d				2143						2213						2247		
Streatham (STE) 4 d		2133	2143	2148				2203	2213	2218			2235	2243	2252			
Tulse Hill (TUH) 4 a		2137	2147	2152				2207	2217	2222			2239	2247	2256			
Tulse Hill (TUH) 4 d		2138	2147	2153	2202			2208	2217	2223	2232		2240	2247	2257	2302		
North Dulwich (NDL) d			2151		2206				2221	2236				2251		2306		
East Dulwich (EDW) d			2153		2208				2223	2238				2253		2308		
Peckham Rye (PMR) 4 d			2156		2211				2226	2241				2256		2311		
Queens Rd Peckham (QRP) d			2158		2213				2228	2243				2258		2313		
South Bermondsey (SBM) d			2201		2216				2231	2246				2301		2316		
London Bridge (LBG) 4 a			2207		2221				2237	2252				2307		2323		
Herne Hill (HMH) 4 d		2142		2157				2212		2227			2244		2301			
Loughborough Jn (LGJ) d		2145		2200				2215		2230			2247		2304			
Elephant & Castle (EPH) d		2149		2204				2219		2234			2251		2308			
London Blackfriars (BFR) 3 a		2154		2209				2224		2244			2256		2314			
City Thameslink (CTK) 3 a																		
Farringdon (ZFD) 3 a		2158		2213				2228		2248			2303		2318			
St Pancras International (STP) 15 a		2203		2218				2233		2253			2307		2323			
Balham (BAL) 4 a	2133						2203						2233					
Clapham Junction (CLJ) 10 a	2137					2153	2207					2223	2237					2253
London Victoria (VIC) 10 a	2145					2201	2215					2232	2245					2302

NOTES (see introductory pages for explanation of train operator codes and standard symbols)

- a Arrival time
- d Departure time
- A To Bedford, see table 51
- B To St Albans City, see table 51
- D From Epsom, see table 62
- F From Dorking, see table 162
- G From Caterham, see table 172
- H From Beckenham Junction, see table 165

Sutton and Wimbledon to London via Streatham and Tulse Hill

Saturdays

Operator Train ID Days of operation/Notes	SN	TL	SN	TL	SN	SN	SN	TL	SN	TL
	2167 D	9V94 A	2J70 G	9078 A	2H74 H	1169 F	2169 D	9V96 A	2J72 G	9080 A
Sutton (Surrey) (SUO) 4 d	2242	2248		2249		2302	2312	2318		2319
Carshalton (CSH) d	2245	2251				2305	2315	2321		
Hackbridge (HCB) d	2248	2254					2318	2324		
Mitcham Junction (MIJ) d	2251	2257					2321	2327		
Mitcham Eastfields (MTC) d	2254	2300					2324	2330		
West Sutton (WSU) d				2252						2322
Sutton Common (SUC) d				2254						2324
St Helier (SIH) d				2257						2327
Morden South (MDS) d				2259						2329
South Merton (SMO) d				2301						2331
Wimbledon Chase (WBO) d				2303						2333
Wimbledon (WIM) 6 a				2306						2336
Wimbledon (WIM) 6 d				2311						2337
Haydens Road (HYR) d				2314						2340
Tooting (TOO) d				2317						2343
Streatham (STE) 4 d		2305	2312	2322				2335	2343	2348
Tulse Hill (TUH) 4 a		2309	2317	2326				2339	2347	2352
Tulse Hill (TUH) 4 d		2310	2317	2327	2332			2340	2347	2352
North Dulwich (NDL) d			2321		2336					2351
East Dulwich (EDW) d			2323		2338					2353
Peckham Rye (PMR) 4 d			2326		2341					2356
Queens Rd Peckham (QRP) d			2328		2343					2358
South Bermondsey (SBM) d			2331		2346					0002
London Bridge (LBG) 4 a			2337		2351					0008
Herne Hill (HNH) 4 d		2314		2334c				2344		2356
Loughborough Jn (LGJ) d		2317		2337				2347		2359
Elephant & Castle (EPH) d		2321		2341				2354		0004
London Blackfriars (BFR) 3 a		2326		2346				0001		0008
City Thameslink (CTK) 3 a										
Farringdon (ZFD) 3 a		2333		2353				0006		0013
St Pancras International (STP) 15 a		2337		2357				0010		0017
Balham (BAL) 4 a	2303						2333			
Clapham Junction (CLJ) 10 a	2307					2323	2337			
London Victoria (VIC) 10 a	2315					2332	2348			

NOTES (see introductory pages for explanation of train operator codes and standard symbols)

- a Arrival time
- d Departure time
- c Arrives 4 minutes earlier

- A To Bedford, see table 51
- D From Epsom, see table 62
- F From Dorking, see table 162
- G From Caterham, see table 172
- H From Beckenham Junction, see table 165

Sutton and Wimbledon to London via Streatham and Tulse Hill

Sundays

Operator Train ID Days of operation/Notes	SN	SN	SN	SN	SN	SN	SN	SN	SN	SN	SN	SN	SN	SN	SN	SN	SN	SN	SN
	2J06 B	2I05 C	2H08 D	2J08 B	2H10 D	2I91 E	2J10 B	2I09 C	2H12 D	2J12 B	1I11 E	2I11 C	2H14 D	2J14 B	1I13 E	2H16 D	2J16 B	2H18 D	
Sutton (Surrey) (SUO) 4 d		0714				0744		0812			0830	0842			0900				
Carshalton (CSH) d		0717				0747		0815			0834	0845			0904				
Hackbridge (HCB) d		0720				0750		0818				0848							
Mitcham Junction (MIJ) d		0724				0754		0821				0851							
Mitcham Eastfields (MTC) d		0727				0757		0824				0854							
West Sutton (WSU) d																			
Sutton Common (SUC) d																			
St Helier (SIH) d																			
Morden South (MDS) d																			
South Merton (SMO) d																			
Wimbledon Chase (WBO) d																			
Wimbledon (WIM) 6 a																			
Wimbledon (WIM) 6 d																			
Haydens Road (HYR) d																			
Tooting (TOO) d																			
Streatham (STE) 4 d	0659			0729			0800			0829			0859				0929		
Tulse Hill (TUH) 4 a	0702			0732			0803			0832			0902				0932		
Tulse Hill (TUH) 4 d	0703		0720	0733	0743		0804		0813	0833		0843	0903		0913	0933	0943		
North Dulwich (NDL) d	0706		0723	0736	0747		0807		0817	0836		0847	0906		0917	0936	0947		
East Dulwich (EDW) d	0708		0725	0738	0749		0809		0819	0838		0849	0908		0919	0938	0949		
Peckham Rye (PMR) 4 d	0711		0729	0742	0753		0812		0823	0841		0853	0911		0923	0941	0953		
Queens Rd Peckham (QRP) d	0713		0731	0744	0755		0814		0825	0843		0855	0913		0925	0943	0955		
South Bermondsey (SBM) d	0717		0733	0747	0759		0817		0829	0847		0859	0917		0929	0947	0959		
London Bridge (LBG) 4 a	0722		0739	0752	0804		0822		0834	0853		0907	0923		0934	0952	1004		
Herne Hill (HNH) 4 d																			
Loughborough Jn (LGJ) d																			
Elephant & Castle (EPH) d																			
London Blackfriars (BFR) 3 a																			
City Thameslink (CTK) 3 a																			
Farringdon (ZFD) 3 a																			
St Pancras International (STP) 15 a																			
Balham (BAL) 4 a		0735				0805		0834				0902							
Clapham Junction (CLJ) 10 a		0740				0810		0841			0853	0907			0923				
London Victoria (VIC) 10 a		0748				0819		0849			0902	0915			0932				

NOTES (see introductory pages for explanation of train operator codes and standard symbols)

- a Arrival time
- d Departure time
- B From East Croydon, see table 164
- C From Epsom, see table 162
- D From Crystal Palace, see table 165
- E From Dorking, see table 162

Sutton and Wimbledon to London via Streatham and Tulse Hill

Sundays

Operator Train ID Days of operation/Notes	TL	SN	SN	SN	SN	TL	SN	SN	SN	SN	TL	SN	SN	SN	SN	TL	SN	TL
	9024 F	2J18 B	2I13 C	1I15 E	2H20 D	9026 F	2J20 B	2I15 C	1I17 E	2H22 D	9028 F	2J22 B	2I17 C	1I19 E	2I19 C	9V96	2H24 D	9030 F
Sutton (Surrey) (SUO) 4 d	0909		0912	0930		0939		0942	1000		1009		1012	1030	1042	1046		1039
Carshalton (CSH) d			0916	0934				0946	1004				1016	1034	1045	1049		
Hackbridge (HCB) d			0918					0948					1018		1048	1052		
Mitcham Junction (MIJ) d			0921					0951					1021		1051	1055		
Mitcham Eastfields (MTC) d			0925					0955					1025		1054	1058		
West Sutton (WSU) d	0912					0942					1012							1042
Sutton Common (SUC) d	0914					0944					1014							1044
St Helier (SIH) d	0917					0947					1017							1047
Morden South (MDS) d	0919					0949					1019							1049
South Merton (SMO) d	0921					0951					1021							1051
Wimbledon Chase (WBO) d	0923					0953					1023							1053
Wimbledon (WIM) 6 a	0927					0957					1027							1057
Wimbledon (WIM) 6 d	0927					0957					1027							1057
Haydens Road (HYR) d	0930					1000					1030							1100
Tooting (TOO) d	0933					1003					1033							1103
Streatham (STE) 4 d	0938	0959				1008	1029				1038	1059				1103		1108
Tulse Hill (TUH) 4 a	0942	1002				1012	1032				1042	1102				1107		1112
Tulse Hill (TUH) 4 d	0942	1003			1013	1012	1033			1043	1042	1103				1107	1113	1112
North Dulwich (NDL) d		1006			1017		1036			1047		1106						1117
East Dulwich (EDW) d		1008			1019		1038			1049		1108						1119
Peckham Rye (PMR) 4 d		1011			1023		1041			1053		1111						1123
Queens Rd Peckham (QRP) d		1013			1025		1043			1055		1113						1125
South Bermondsey (SBM) d		1017			1029		1047			1059		1117						1129
London Bridge (LBG) 4 a		1022			1034		1052			1104		1122						1134
Herne Hill (HNH) 4 d	0946					1016					1046					1111		1116
Loughborough Jn (LGJ) d	0949					1019					1049					1114		1119
Elephant & Castle (EPH) 6 d	0954					1024					1054					1119		1124
London Blackfriars (BFR) 3 a	0958					1028					1058					1123		1128
City Thameslink (CTK) 3 a																		
Farringdon (ZFD) 3 a	1003					1033					1103							1133
St Pancras International (STP) 15 a	1007					1037					1107							1137
Balham (BAL) 4 a			0932					1002					1032		1102			
Clapham Junction (CLJ) 10 a			0937	0953				1007	1023				1037	1053	1107			
London Victoria (VIC) 10 a			0945	1002				1015	1032				1045	1102	1115			

NOTES (see introductory pages for explanation of train operator codes and standard symbols)

- a Arrival time
- d Departure time
- B From East Croydon, see table 164
- C From Epsom, see table 162
- D From Crystal Palace, see table 165
- E From Dorking, see table 162
- F To Luton, see table 51

Sutton and Wimbledon to London via Streatham and Tulse Hill

Sundays

Operator Train ID Days of operation/Notes	SN	SN	SN	TL	SN	TL	SN	SN	SN	TL	SN	TL	SN	SN	SN	TL	SN	TL
	2J24 B	1121 E	2121 C	9V32 G	2H26 D	9O32 F	2J26 B	1123 E	2123 C	9V34 G	2H28 D	9O34 F	2J28 B	1125 E	2125 C	9V36 G	2H30 D	9O36 F
Sutton (Surrey) (SUO) 4 d		1100	1112	1116		1119		1130	1142	1146		1149		1200	1212	1216		1219
Carshalton (CSH) d		1104	1115	1119				1134	1145	1149				1204	1215	1219		
Hackbridge (HCB) d			1118	1122					1148	1152					1218	1222		
Mitcham Junction (MIJ) d			1121	1125					1151	1155					1221	1225		
Mitcham Eastfields (MTC) d			1124	1128					1154	1158					1224	1228		
West Sutton (WSU) d						1122						1152						1222
Sutton Common (SUC) d						1124						1154						1224
St Helier (SIH) d						1127						1157						1227
Morden South (MDS) d						1129						1159						1229
South Merton (SMO) d						1131						1201						1231
Wimbledon Chase (WBO) d						1133						1203						1233
Wimbledon (WIM) 6 a						1136						1206						1236
Wimbledon (WIM) 6 d						1137						1207						1237
Haydens Road (HYR) d						1139						1209						1239
Tooting (TOO) d						1143						1213						1243
Streatham (STE) 4 d	1129			1133		1147	1159			1203		1217	1229			1233		1247
Tulse Hill (TUH) 4 a	1132			1137		1151	1202			1207		1221	1232			1237		1251
Tulse Hill (TUH) 4 d	1133			1137	1143	1152	1203			1207	1213	1222	1233			1237	1243	1252
North Dulwich (NDL) d	1136				1147		1206				1217		1236					1247
East Dulwich (EDW) d	1138				1149		1208				1219		1238					1249
Peckham Rye (PMR) 4 d	1141				1153		1211				1223		1241					1253
Queens Rd Peckham (QRP) d	1143				1155		1213				1225		1243					1255
South Bermondsey (SBM) d	1147				1159		1217				1229		1247					1259
London Bridge (LBG) 4 a	1152				1204		1222				1234		1252					1304
Herne Hill (HNH) 4 d				1141		1156				1211		1226				1241		1256
Loughborough Jn (LGJ) d				1144		1159				1214		1229				1244		1259
Elephant & Castle (EPH) d				1149		1204				1219		1234				1249		1304
London Blackfriars (BFR) 3 a				1153		1208				1223		1238				1253		1308
City Thameslink (CTK) 3 a																		
Farringdon (ZFD) 3 a				1158		1213				1228		1243				1258		1313
St Pancras International (STP) 15 a				1202		1217				1232		1247				1302		1317
Balham (BAL) 4 a			1132						1202						1232			
Clapham Junction (CLJ) 10 a		1123	1137					1153	1207					1223	1237			
London Victoria (VIC) 10 a		1132	1145					1202	1215					1232	1245			

NOTES (see introductory pages for explanation of train operator codes and standard symbols)

- a Arrival time
- d Departure time
- B From East Croydon, see table 164
- C From Epsom, see table 162
- D From Crystal Palace, see table 165
- E From Dorking, see table 162
- F To Luton, see table 51
- G To St Albans City, see table 51

Sutton and Wimbledon to London via Streatham and Tulse Hill

Sundays

Operator Train ID Days of operation/Notes	SN	SN	SN	TL	SN	TL	SN	SN	SN	TL	SN	TL	SN	SN	TL	SN	TL	
	2J30 B	1127 E	2127 C	9V38 G	2H32 D	9O38 F	2J32 B	1129 E	2129 C	9V40 G	2H34 D	9O40 F	2J34 B	1131 E	2131 C	9V42 G	2H36 D	9O42 F
Sutton (Surrey) (SUO) 4 d		1230	1242	1246		1249		1300	1312	1316		1319		1330	1342	1346		1349
Carshalton (CSH) d		1234	1245	1249				1304	1315	1319				1334	1345	1349		
Hackbridge (HCB) d			1248	1252					1318	1322					1348	1352		
Mitcham Junction (MIJ) d			1251	1255					1321	1325					1351	1355		
Mitcham Eastfields (MTC) d			1254	1258					1324	1328					1354	1358		
West Sutton (WSU) d						1252						1322						1352
Sutton Common (SUC) d						1254						1324						1354
St Helier (SIH) d						1257						1327						1357
Morden South (MDS) d						1259						1329						1359
South Merton (SMO) d						1301						1331						1401
Wimbledon Chase (WBO) d						1303						1333						1403
Wimbledon (WIM) 6 a						1306						1336						1406
Wimbledon (WIM) 6 d						1307						1337						1407
Haydens Road (HYR) d						1309						1339						1409
Tooting (TOO) d						1313						1343						1413
Streatham (STE) 4 d	1259			1303		1317	1329			1333		1347	1359			1403		1417
Tulse Hill (TUH) 4 a	1302			1307		1321	1332			1337		1351	1402			1407		1421
Tulse Hill (TUH) 4 d	1303			1307	1313	1322	1333			1337	1343	1352	1403			1407	1413	1422
North Dulwich (NDL) d	1306				1317		1336				1347		1406					1417
East Dulwich (EDW) d	1308				1319		1338				1349		1408					1419
Peckham Rye (PMR) 4 d	1311				1323		1341				1353		1411					1423
Queens Rd Peckham (QRP) d	1313				1325		1343				1355		1413					1425
South Bermondsey (SBM) d	1317				1329		1347				1359		1417					1429
London Bridge (LBG) 4 a	1322				1334		1352				1404		1422					1434
Herne Hill (HNH) 4 d				1311		1326				1341		1356				1411		1426
Loughborough Jn (LGJ) d				1314		1329				1344		1359				1414		1429
Elephant & Castle (EPH) d				1319		1334				1349		1404				1419		1434
London Blackfriars (BFR) 3 a				1323		1338				1353		1408				1423		1438
City Thameslink (CTK) 3 a																		
Farringdon (ZFD) 3 a				1328		1343				1358		1413				1428		1443
St Pancras International (STP) 15 a				1332		1347				1402		1417				1432		1447
Balham (BAL) 4 a			1302						1332						1402			
Clapham Junction (CLJ) 10 a		1253	1307					1323	1337					1353	1407			
London Victoria (VIC) 10 a		1302	1315					1332	1345					1402	1415			

NOTES (see introductory pages for explanation of train operator codes and standard symbols)

- a Arrival time
- d Departure time
- B From East Croydon, see table 164
- C From Epsom, see table 162
- D From Crystal Palace, see table 165
- E From Dorking, see table 162
- F To Luton, see table 51
- G To St Albans City, see table 51

Sutton and Wimbledon to London via Streatham and Tulse Hill

Sundays

Operator Train ID Days of operation/Notes	SN	SN	SN	TL	SN	TL	SN	SN	SN	TL	SN	TL	SN	SN	TL	SN	TL	
	2J36 B	1133 E	2133 C	9V44 G	2H38 D	9O44 F	2J38 B	1135 E	2135 C	9V46 G	2H40 D	9O46 F	2J40 B	1137 E	2137 C	9V48 G	2H42 D	9O48 F
Sutton (Surrey) (SUO) 4 d		1400	1412	1416		1419		1430	1442	1446		1449		1500	1512	1516		1519
Carshalton (CSH) d		1404	1415	1419				1434	1445	1449				1504	1515	1519		
Hackbridge (HCB) d			1418	1422					1448	1452					1518	1522		
Mitcham Junction (MIJ) d			1421	1425					1451	1455					1521	1525		
Mitcham Eastfields (MTC) d			1424	1428					1454	1458					1524	1528		
West Sutton (WSU) d						1422						1452						1522
Sutton Common (SUC) d						1424						1454						1524
St Helier (SIH) d						1427						1457						1527
Morden South (MDS) d						1429						1459						1529
South Merton (SMO) d						1431						1501						1531
Wimbledon Chase (WBO) d						1433						1503						1533
Wimbledon (WIM) 6 a						1436						1506						1536
Wimbledon (WIM) 6 d						1437						1507						1537
Haydens Road (HYR) d						1439						1509						1539
Tooting (TOO) d						1443						1513						1543
Streatham (STE) 4 d	1429			1433		1447	1459			1503		1517	1529			1533		1547
Tulse Hill (TUH) 4 a	1432			1437		1451	1502			1507		1521	1532			1537		1551
Tulse Hill (TUH) 4 d	1433			1437	1443	1452	1503			1507	1513	1522	1533			1537	1543	1552
North Dulwich (NDL) d	1436				1447		1506				1517		1536					1547
East Dulwich (EDW) d	1438				1449		1508				1519		1538					1549
Peckham Rye (PMR) 4 d	1441				1453		1511				1523		1541					1553
Queens Rd Peckham (QRP) d	1443				1455		1513				1525		1543					1555
South Bermondsey (SBM) d	1447				1459		1517				1529		1547					1559
London Bridge (LBG) 4 a	1452				1504		1522				1534		1552					1604
Herne Hill (HNH) 4 d				1441		1456				1511		1526				1541		1556
Loughborough Jn (LGJ) d				1444		1459				1514		1529				1544		1559
Elephant & Castle (EPH) d				1449		1504				1519		1534				1549		1604
London Blackfriars (BFR) 3 a				1453		1508				1523		1538				1553		1608
City Thameslink (CTK) 3 a																		
Farringdon (ZFD) 3 a				1458		1513				1528		1543				1558		1613
St Pancras International (STP) 15 a				1502		1517				1532		1547				1602		1617
Balham (BAL) 4 a			1432						1502						1532			
Clapham Junction (CLJ) 10 a		1423	1437					1453	1507					1523	1537			
London Victoria (VIC) 10 a		1432	1445					1502	1515					1532	1545			

NOTES (see introductory pages for explanation of train operator codes and standard symbols)

- a Arrival time
- d Departure time
- B From East Croydon, see table 164
- C From Epsom, see table 162
- D From Crystal Palace, see table 165
- E From Dorking, see table 162
- F To Luton, see table 51
- G To St Albans City, see table 51

Sutton and Wimbledon to London via Streatham and Tulse Hill

Sundays

Operator Train ID Days of operation/Notes	SN	SN	SN	TL	SN	TL	SN	SN	SN	TL	SN	TL	SN	SN	TL	SN	TL	
	2J42 B	1139 E	2139 C	9V50 G	2H44 D	9O50 F	2J44 B	1141 E	2141 C	9V52 G	2H46 D	9O52 F	2J46 B	1143 E	2143 C	9V54 G	2H48 D	9O54 F
Sutton (Surrey) (SUO) 4 d		1530	1542	1546		1549		1600	1612	1616		1619		1630	1642	1646		1649
Carshalton (CSH) d		1534	1545	1549				1604	1615	1619				1634	1645	1649		
Hackbridge (HCB) d			1548	1552					1618	1622					1648	1652		
Mitcham Junction (MIJ) d			1551	1555					1621	1625					1651	1655		
Mitcham Eastfields (MTC) d			1554	1558					1624	1628					1654	1658		
West Sutton (WSU) d						1552						1622						1652
Sutton Common (SUC) d						1554						1624						1654
St Helier (SIH) d						1557						1627						1657
Morden South (MDS) d						1559						1629						1659
South Merton (SMO) d						1601						1631						1701
Wimbledon Chase (WBO) d						1603						1633						1703
Wimbledon (WIM) 6 a						1606						1636						1706
Wimbledon (WIM) 6 d						1607						1637						1707
Haydens Road (HYR) d						1609						1639						1709
Tooting (TOO) d						1613						1643						1713
Streatham (STE) 4 d	1559			1603		1617	1629			1633		1647	1659			1703		1717
Tulse Hill (TUH) 4 a	1602			1607		1621	1632			1637		1651	1702			1707		1721
Tulse Hill (TUH) 4 d	1603			1607	1613	1622	1633			1637	1643	1652	1703			1707	1713	1722
North Dulwich (NDL) d	1606				1617		1636				1647		1706					1717
East Dulwich (EDW) d	1608				1619		1638				1649		1708					1719
Peckham Rye (PMR) 4 d	1611				1623		1641				1653		1711					1723
Queens Rd Peckham (QRP) d	1613				1625		1643				1655		1713					1725
South Bermondsey (SBM) d	1617				1629		1647				1659		1717					1729
London Bridge (LBG) 4 a	1622				1634		1652				1704		1722					1734
Herne Hill (HNH) 4 d				1611		1626				1641		1656				1711		1726
Loughborough Jn (LGJ) d				1614		1629				1644		1659				1714		1729
Elephant & Castle (EPH) d				1619		1634				1649		1704				1719		1734
London Blackfriars (BFR) 3 a				1623		1638				1653		1708				1723		1738
City Thameslink (CTK) 3 a																		
Farringdon (ZFD) 3 a				1628		1643				1658		1713				1728		1743
St Pancras International (STP) 15 a				1632		1647				1702		1717				1732		1747
Balham (BAL) 4 a			1602						1632						1702			
Clapham Junction (CLJ) 10 a		1553	1607					1623	1637					1653	1707			
London Victoria (VIC) 10 a		1602	1615					1632	1645					1702	1715			

NOTES (see introductory pages for explanation of train operator codes and standard symbols)

- a Arrival time
- d Departure time
- B From East Croydon, see table 164
- C From Epsom, see table 162
- D From Crystal Palace, see table 165
- E From Dorking, see table 162
- F To Luton, see table 51
- G To St Albans City, see table 51

Sutton and Wimbledon to London via Streatham and Tulse Hill

Sundays

Operator Train ID Days of operation/Notes	SN	SN	SN	TL	SN	TL	SN	SN	SN	TL	SN	TL	SN	SN	SN	TL	SN	TL
	2J48 B	1145 E	2145 C	9V56 G	2H50 D	9O56 F	2J50 B	1147 E	2147 C	9V58 G	2H52 D	9O58 F	2J52 B	1149 E	2149 C	9V60 G	2H54 D	9O60 F
Sutton (Surrey) (SUO) 4 d		1700	1712	1716		1719		1730	1742	1746		1749		1800	1812	1816		1819
Carshalton (CSH) d		1704	1715	1719				1734	1745	1749				1804	1815	1819		
Hackbridge (HCB) d			1718	1722					1748	1752					1818	1822		
Mitcham Junction (MIJ) d			1721	1725					1751	1755					1821	1825		
Mitcham Eastfields (MTC) d			1724	1728					1754	1758					1824	1828		
West Sutton (WSU) d						1722						1752						1822
Sutton Common (SUC) d						1724						1754						1824
St Helier (SIH) d						1727						1757						1827
Morden South (MDS) d						1729						1759						1829
South Merton (SMO) d						1731						1801						1831
Wimbledon Chase (WBO) d						1733						1803						1833
Wimbledon (WIM) 6 a						1736						1806						1836
Wimbledon (WIM) 6 d						1737						1807						1837
Haydens Road (HYR) d						1739						1809						1839
Tooting (TOO) d						1743						1813						1843
Streatham (STE) 4 d	1729			1733		1747	1759			1803		1817	1829			1833		1847
Tulse Hill (TUH) 4 a	1732			1737		1751	1802			1807		1821	1832			1837		1851
Tulse Hill (TUH) 4 d	1733			1737	1743	1752	1803			1807	1813	1822	1833			1837	1843	1852
North Dulwich (NDL) d	1736				1747		1806				1817		1836					1847
East Dulwich (EDW) d	1738				1749		1808				1819		1838					1849
Peckham Rye (PMR) 4 d	1741				1753		1811				1823		1841					1853
Queens Rd Peckham (QRP) d	1743				1755		1813				1825		1843					1855
South Bermondsey (SBM) d	1747				1759		1817				1829		1847					1859
London Bridge (LBG) 4 a	1752				1804		1822				1834		1852					1904
Herne Hill (HNH) 4 d				1741		1756				1811		1826				1841		1856
Loughborough Jn (LGJ) d				1744		1759				1814		1829				1844		1859
Elephant & Castle (EPH) d				1749		1804				1819		1834				1849		1904
London Blackfriars (BFR) 3 a				1753		1808				1823		1838				1853		1908
City Thameslink (CTK) 3 a																		
Farringdon (ZFD) 3 a				1758		1813				1828		1843				1858		1913
St Pancras International (STP) 15 a				1802		1817				1832		1847				1902		1917
Balham (BAL) 4 a			1732						1802						1832			
Clapham Junction (CLJ) 10 a		1723	1737					1753	1807					1823	1837			
London Victoria (VIC) 10 a		1732	1745					1802	1815					1832	1845			

NOTES (see introductory pages for explanation of train operator codes and standard symbols)

- a Arrival time
- d Departure time
- B From East Croydon, see table 164
- C From Epsom, see table 162
- D From Crystal Palace, see table 165
- E From Dorking, see table 162
- F To Luton, see table 51
- G To St Albans City, see table 51

Sutton and Wimbledon to London via Streatham and Tulse Hill

Sundays

Operator Train ID Days of operation/Notes	SN	SN	SN	TL	SN	TL	SN	SN	SN	TL	SN	TL	SN	SN	TL	SN	TL	
	2J54 B	1151 E	2151 C	9V62 G	2H56 D	9O62 F	2J56 B	1153 E	2153 C	9V64 G	2H58 D	9O64 F	2J58 B	1155 E	2155 C	9V66 G	2H60 D	9O66 F
Sutton (Surrey) (SUO) 4 d		1830	1842	1846		1849		1900	1912	1916		1919		1930	1942	1946		1949
Carshalton (CSH) d		1834	1845	1849				1904	1915	1919				1934	1945	1949		
Hackbridge (HCB) d			1848	1852					1918	1922					1948	1952		
Mitcham Junction (MIJ) d			1851	1855					1921	1925					1951	1955		
Mitcham Eastfields (MTC) d			1854	1858					1924	1928					1954	1958		
West Sutton (WSU) d						1852						1922						1952
Sutton Common (SUC) d						1854						1924						1954
St Helier (SIH) d						1857						1927						1957
Morden South (MDS) d						1859						1929						1959
South Merton (SMO) d						1901						1931						2001
Wimbledon Chase (WBO) d						1903						1933						2003
Wimbledon (WIM) 6 a						1906						1936						2006
Wimbledon (WIM) 6 d						1907						1937						2007
Haydens Road (HYR) d						1909						1939						2009
Tooting (TOO) d						1913						1943						2013
Streatham (STE) 4 d	1859			1903		1917	1929			1933		1947	1959			2003		2017
Tulse Hill (TUH) 4 a	1902			1907		1921	1932			1937		1951	2002			2007		2021
Tulse Hill (TUH) 4 d	1903			1907	1913	1922	1933			1937	1943	1952	2003			2007	2013	2022
North Dulwich (NDL) d	1906				1917		1936				1947		2006					2017
East Dulwich (EDW) d	1908				1919		1938				1949		2008					2019
Peckham Rye (PMR) 4 d	1911				1923		1941				1953		2011					2023
Queens Rd Peckham (QRP) d	1913				1925		1943				1955		2013					2025
South Bermondsey (SBM) d	1917				1929		1947				1959		2017					2029
London Bridge (LBG) 4 a	1922				1934		1952				2004		2022					2034
Herne Hill (HNH) 4 d				1911		1926				1941		1956				2011		2026
Loughborough Jn (LGJ) d				1914		1929				1944		1959				2014		2029
Elephant & Castle (EPH) d				1919		1934				1949		2004				2019		2034
London Blackfriars (BFR) 3 a				1923		1938				1953		2008				2023		2038
City Thameslink (CTK) 3 a																		
Farringdon (ZFD) 3 a				1928		1943				1958		2013				2028		2043
St Pancras International (STP) 15 a				1932		1947				2002		2017				2032		2047
Balham (BAL) 4 a			1902						1932						2002			
Clapham Junction (CLJ) 10 a		1853	1907					1923	1937					1953	2007			
London Victoria (VIC) 10 a		1902	1915					1932	1945					2002	2015			

NOTES (see introductory pages for explanation of train operator codes and standard symbols)

- a Arrival time
- d Departure time
- B From East Croydon, see table 164
- C From Epsom, see table 162
- D From Crystal Palace, see table 165
- E From Dorking, see table 162
- F To Luton, see table 51
- G To St Albans City, see table 51

Sutton and Wimbledon to London via Streatham and Tulse Hill

Sundays

Operator Train ID Days of operation/Notes	SN	SN	SN	TL	SN	TL	SN	SN	SN	TL	SN	TL	SN	SN	TL	SN	TL	
	2J60 B	1157 E	2157 C	9V68 G	2H62 D	9O68 F	2J62 B	1159 E	2159 C	9V70 G	2H64 D	9O70 F	2J64 B	1161 E	2161 C	9V72 G	2H66 D	9O72 A
Sutton (Surrey) (SUO) 4 d		2000	2012	2016		2019		2030	2042	2046		2049		2100	2112	2116		2119
Carshalton (CSH) d		2004	2015	2019				2034	2045	2049				2104	2115	2119		
Hackbridge (HCB) d			2018	2022					2048	2052					2118	2122		
Mitcham Junction (MIJ) d			2021	2025					2051	2055					2121	2125		
Mitcham Eastfields (MTC) d			2024	2028					2054	2058					2124	2128		
West Sutton (WSU) d						2022						2052						2122
Sutton Common (SUC) d						2024						2054						2124
St Helier (SIH) d						2027						2057						2127
Morden South (MDS) d						2029						2059						2129
South Merton (SMO) d						2031						2101						2131
Wimbledon Chase (WBO) d						2033						2103						2133
Wimbledon (WIM) 6 a						2036						2106						2136
Wimbledon (WIM) 6 d						2037						2107						2137
Haydens Road (HYR) d						2039						2109						2139
Tooting (TOO) d						2043						2113						2143
Streatham (STE) 4 d	2029			2033		2047	2059			2103		2117	2129			2133		2147
Tulse Hill (TUH) 4 a	2032			2037		2051	2102			2107		2121	2132			2137		2151
Tulse Hill (TUH) 4 d	2033			2037	2043	2052	2103			2107	2113	2122	2133			2137	2143	2152
North Dulwich (NDL) d	2036				2047		2106				2117		2136					2147
East Dulwich (EDW) d	2038				2049		2108				2119		2138					2149
Peckham Rye (PMR) 4 d	2041				2053		2111				2123		2141					2153
Queens Rd Peckham (QRP) d	2043				2055		2113				2125		2143					2155
South Bermondsey (SBM) d	2047				2059		2117				2129		2147					2159
London Bridge (LBG) 4 a	2052				2104		2122				2134		2152					2204
Herne Hill (HNH) 4 d				2041		2056				2111		2126					2141	2156
Loughborough Jn (LGJ) d				2044		2059				2114		2129					2144	2159
Elephant & Castle (EPH) d				2049		2104				2119		2134					2149	2204
London Blackfriars (BFR) 3 a				2053		2108				2123		2138					2153	2208
City Thameslink (CTK) 3 a																		
Farringdon (ZFD) 3 a				2058		2113				2128		2143					2158	2213
St Pancras International (STP) 15 a				2102		2117				2132		2147					2202	2217
Balham (BAL) 4 a			2032						2102						2132			
Clapham Junction (CLJ) 10 a		2023	2037					2053	2107					2123	2137			
London Victoria (VIC) 10 a		2032	2045					2102	2115					2132	2145			

NOTES (see introductory pages for explanation of train operator codes and standard symbols)

- a Arrival time
- d Departure time
- A To Bedford, see table 51
- B From East Croydon, see table 164
- C From Epsom, see table 162
- D From Crystal Palace, see table 165
- E From Dorking, see table 162
- F To Luton, see table 51
- G To St Albans City, see table 51

Sutton and Wimbledon to London via Streatham and Tulse Hill

Sundays

Operator Train ID Days of operation/Notes	SN	SN	SN	TL	SN	TL	SN	SN	SN	TL	SN	TL	SN	SN	SN	TL	SN	SN
	2J66 B	1163 E	2163 C	9V90 H	2H68 D	9O74 A	2J68 B	1165 E	2165 C	9V92 A	2H70 D	9O76	2J70 B	1167 E	2167 C	9V94 A	2H72 D	1169 E
Sutton (Surrey) (SUO) 4 d		2130	2142	2146		2149		2200	2212	2216		2219		2230	2242	2246		2300
Carshalton (CSH) d		2134	2145	2149				2204	2215	2219				2234	2245	2249		2304
Hackbridge (HCB) d			2148	2152					2218	2222					2248	2252		
Mitcham Junction (MIJ) d			2151	2155					2221	2225					2251	2255		
Mitcham Eastfields (MTC) d			2154	2158					2224	2228					2254	2258		
West Sutton (WSU) d						2152						2222						
Sutton Common (SUC) d						2154						2224						
St Helier (SIH) d						2157						2227						
Morden South (MDS) d						2159						2229						
South Merton (SMO) d						2201						2231						
Wimbledon Chase (WBO) d						2203						2233						
Wimbledon (WIM) 6 a						2206						2236						
Wimbledon (WIM) 6 d						2207						2237						
Haydens Road (HYR) d						2209						2239						
Tooting (TOO) d						2213						2242						
Streatham (STE) 4 d	2159			2203		2217	2229			2233		2247	2259			2303		
Tulse Hill (TUH) 4 a	2202			2207		2221	2232			2237		2251	2303			2307		
Tulse Hill (TUH) 4 d	2203			2207	2213	2222	2233			2237	2243	2252	2303			2307	2313	
North Dulwich (NDL) d	2206				2217		2236				2247		2306				2317	
East Dulwich (EDW) d	2208				2219		2238				2249		2308				2319	
Peckham Rye (PMR) 4 d	2211				2223		2241				2253		2312				2323	
Queens Rd Peckham (QRP) d	2213				2225		2243				2255		2314				2325	
South Bermondsey (SBM) d	2217				2229		2247				2259		2317				2329	
London Bridge (LBG) 4 a	2222				2234		2252				2304		2322				2334	
Herne Hill (HNH) 4 d				2211		2226				2241		2256				2311		
Loughborough Jn (LGJ) d				2214		2229				2244		2259				2314		
Elephant & Castle (EPH) d				2219		2234				2249		2304				2319		
London Blackfriars (BFR) 3 a				2223		2238				2253		2308				2323		
City Thameslink (CTK) 3 a																		
Farringdon (ZFD) 3 a				2228		2243				2258						2328		
St Pancras International (STP) 15 a				2232		2247				2302						2332		
Balham (BAL) 4 a			2202						2232						2302			
Clapham Junction (CLJ) 10 a		2153	2207					2223	2237				2253	2307				2323
London Victoria (VIC) 10 a		2202	2215					2232	2248				2302	2315				2332

NOTES (see introductory pages for explanation of train operator codes and standard symbols)

- a Arrival time
- d Departure time
- A To Bedford, see table 51
- B From East Croydon, see table 164
- C From Epsom, see table 162
- D From Crystal Palace, see table 165
- E From Dorking, see table 162
- H To West Hampstead Thameslink, see table 51

Sutton and Wimbledon to London via Streatham and Tulse Hill

Sundays

Operator Train ID Days of operation/Notes	SN	SN	SN
	2169 C	2H74 D	2199 J
Sutton (Surrey) (SUO) 4 d	2312		2346
Carshalton (CSH) d	2315		2349
Hackbridge (HCB) d	2318		2352
Mitcham Junction (MIJ) d	2321		2355
Mitcham Eastfields (MTC) d	2324		2358
West Sutton (WSU) d			
Sutton Common (SUC) d			
St Helier (SIH) d			
Morden South (MDS) d			
South Merton (SMO) d			
Wimbledon Chase (WBO) d			
Wimbledon (WIM) 6 a			
Wimbledon (WIM) 6 d			
Haydons Road (HYR) d			
Tooting (TOO) d			
Streatham (STE) 4 d			
Tulse Hill (TUH) 4 a			
Tulse Hill (TUH) 4 d		2343	
North Dulwich (NDL) d		2347	
East Dulwich (EDW) d		2349	
Peckham Rye (PMR) 4 d		2355	
Queens Rd Peckham (QRP) d		2357	
South Bermondsey (SBM) d		2359	
London Bridge (LBG) 4 a		0005	
Herne Hill (HNH) 4 d			
Loughborough Jn (LGJ) d			
Elephant & Castle (EPH) d			
London Blackfriars (BFR) 3 a			
City Thameslink (CTK) 3 a			
Farringdon (ZFD) 3 a			
St Pancras International (STP) 15 a			
Balham (BAL) 4 a	2331		0006
Clapham Junction (CLJ) 10 a	2335		0012
London Victoria (VIC) 10 a	2343		0021

NOTES (see introductory pages for explanation of train operator codes and standard symbols)

a Arrival time

d Departure time

C From Epsom, see table 162

D From Crystal Palace, see table 165

J From Dorking, see table 162. Also calls at Wandsworth Common and Battersea Park