

London to Wimbledon, Kingston, Shepperton, Surbiton, Hampton Court, Guildford, Chessington, Epsom and Dorking

Mondays to Fridays

Operator	SW	SW	SW	SW	SW	SW	SW	SW	SW	SW	SW	SW	SW	SW	SW	SW	SW	SW
Train ID	2P05	2H01	2P07	1W51	2G03	2D03	2F03	2M03	2K03 A	2G05	2J05	2D05	2H05	2M05	2F05	1D05	2K05 A	2G07
Days of operation/Notes 1st Class/Reservations/Bus/Ferry	1		1	1														
London Waterloo (WAT)	15 d	0508	0512	0520	0530		0540	0550		0600	0606	0609	0612	0616	0620	0624	0627	0633
Vauxhall (VXH)	15 d	0512	0516	0524			0544	0554		0604	0610	0613	0616	0620	0624	0628	0631	0637
Clapham Junction (CLJ)	10 d	0517	0521	0529	0537u		0549	0559		0609	0615	0618	0621	0625	0629	0633	0636	0642
Earlsfield (EAD)	d		0524	0532			0552	0602		0612	0618	0621	0624	0628	0632	0636	0639	0645
Wimbledon (WIM)	6 d	0523	0528	0536	0543a	0549	0556	0606	0609	0612	0617	0622	0625	0628	0633	0636	0640	0643
Raynes Park (RAY)	6 d		0531				0559		0612	0615		0625	0628	0631	0636		0643	0646
Motspur Park (MOT)	d					0602			0615			0631			0639		0646	
Malden Manor (MAL)	d								0619						0643			
Tolworth (TOL)	d								0621						0645			
Chessington North (CSN)	d								0624						0648			
Chessington South (CSS)	a								0627						0652			
Worcester Park (WCP)	d						0605					0634					0649	
Stoneleigh (SNL)	d						0608					0637					0652	
Ewell West (EWW)	d						0610					0639					0654	
Epsom (EPS)	3 a						0614					0648					0658	
Epsom (EPS)	3 d						0614					0649					0658	
Ashstead (AHD)	d						0618					0653					0702	
Leatherhead (LHD)	d						0622					0656					0706	
Box Hill & Westhumble (BXW)	d																0711	
Dorking (DKG)	4 a																0714	
New Malden (NEM)	6 d		0534						0618		0628		0634					0649
Norbiton (NBT)	d		0537						0621				0637					0652
Kingston (KNG)	a		0540						0624				0640					0655
Kingston (KNG)	d		0540						0629				0640					0659
Hampton Wick (HMW)	d		0542						0631				0642					0701
Teddington (TED)	a		0545						0635				0645					0705
Strawberry Hill (STW)	a								0638									0708
Twickenham (TWI)	a								0642									0712
St Margarets (SMG)	a								0645									0715
Richmond (RMD)	6 a								0648									0718
Fulwell (FLW)	d		0549										0649					
Hampton (HMP)	d		0553										0653					
Kempton Park (KMP)	d																	
Sunbury (SUU)	d		0557										0657					
Upper Halliford (UPH)	d		0559										0659					
Shepperton (SHP)	a		0604										0705					
Berrylands (BRS)	d										0630							
Surbiton (SUR)	6 d	0531		0544		0557		0613a		0625	0635				0644a			0657
Thames Ditton (THD)	d										0639							
Hampton Court (HMC)	a										0642							
Hinchley Wood (HYW)	d					0601					0629							0701
Claygate (CLG)	d					0604					0632							0703
Oxshott (OXS)	d					0607					0635							0707
Cobham & Stoke D'abernon (CSD)	d					0611					0639							0710
Bookham (BKA)	d						0627						0702					
Effingham Junction (EFF)	6 d					0615	0631			0643		0705						0715
Horsley (HSY)	d					0618				0646								0718
Clandon (CLA)	d					0623				0651								0723
London Road (Guildford) (LRD)	d					0628	0640			0656		0714						0728
Guildford (GLD)	a	0600		0623		0632	0644			0702		0720						0734

For the complete service between London and Kingston via Richmond see table 160

For the complete service between London, Epsom and Dorking see table 162

For fast services between London and Guildford via Woking see table 152

NOTES (see introductory pages for explanation of train operator codes and standard symbols)

- a Arrival time
- d Departure time
- u Stops to pick up only

A To London Waterloo via Mortlake, see table 160

London to Wimbledon, Kingston, Shepperton, Surbiton, Hampton Court, Guildford, Chessington, Epsom and Dorking

Mondays to Fridays

Operator	SW	SW	SW	SW	SW	SW	SW	SW	SW	SW	SW	SW	SW	SW	SW	SW	SW	SW	
Train ID	2J07	2T13	2H87	2H07	2M07	2F85	1A11	1D07	2K07	2G09	2J09	2D09	2L97	2H95	2H09	2M09	2F09	1A13	
Days of operation/Notes 1st Class/Reservations/Bus/Ferry		□					□		A				□					□	
London Waterloo (WAT)	15 d	0636	0642		0642	0647	0650	0653	0654	0657	0703	0706	0709	0712		0712	0717	0720	0723
Vauxhall (VXH)	15 d	0640			0646	0651	0654		0658	0701	0707	0710	0713		0716	0721	0724		
Clapham Junction (CLJ)	10 d	0645	0649u		0651	0656	0659	0700u	0703	0706	0712	0715	0718	0721	0721	0726	0729	0730u	
Earlsfield (EAD)	10 d	0648			0659	0702			0706	0709	0715	0718	0721			0729	0732		
Wimbledon (WIM)	6 d	0652			0658	0703	0706		0710	0713	0719	0722	0725		0728	0733	0736		
Raynes Park (RAY)	6 d	0655			0701	0706			0713	0716		0725	0728		0731	0736			
Motspur Park (MOT)	d					0709			0716			0731				0739			
Malden Manor (MAL)	d					0713										0743			
Tolworth (TOL)	d					0715										0745			
Chessington North (CSN)	d					0718										0748			
Chessington South (CSS)	a					0723										0753			
Worcester Park (WCP)	d								0719				0734						
Stoneleigh (SNL)	d								0722				0737						
Ewell West (EWW)	d								0724				0739						
Epsom (EPS)	3 a								0728				0748						
Epsom (EPS)	3 d												0749						
Ashstead (AHD)	d												0753						
Leatherhead (LHD)	d												0756						
Box Hill & Westhumble (BXW)	d																		
Dorking (DKG)	4 a																		
New Malden (NEM)	6 d	0658			0704				0719		0728				0734				
Norbiton (NBT)	d				0707				0722						0737				
Kingston (KNG)	a				0710				0725						0740				
Kingston (KNG)	d				0710				0729						0740				
Hampton Wick (HMW)	d				0712				0731						0742				
Teddington (TED)	a				0715				0735						0745				
Strawberry Hill (STW)	a								0738										
Twickenham (TWI)	a								0742					0726d					
St Margarets (SMG)	a								0745										
Richmond (RMD)	15 a								0748										
Fulwell (FLW)	d			0707	0719										0732	0749			
Hampton (HMP)	d			0710	0723										0735	0753			
Kempton Park (KMP)	d			0714											0739	0756			
Sunbury (SUU)	d			0715	0727										0740	0758			
Upper Halliford (UPH)	d			0717	0729										0742	0800			
Shepperton (SHP)	a			0723	0735										0748	0805			
Berrylands (BRS)	d	0700										0730							
Surbiton (SUR)	6 d	0705	0659a				0714	0710a		0727		0735		0730a				0743a	0740a
Thames Ditton (THD)	d	0709										0739							
Hampton Court (HMC)	a	0712										0742							
Hinchley Wood (HYW)	d									0732									
Claygate (CLG)	d									0735									
Oxshott (OXS)	d									0739									
Cobham & Stoke D'abernon (CSD)	d									0743									
Bookham (BKA)	d												0802						
Effingham Junction (EFF)	6 d									0749		0806							
Horsley (HSY)	d									0752		0809							
Clandon (CLA)	d									0758		0814							
London Road (Guildford) (LRD)	d									0803		0820							
Guildford (GLD)	a					0747				0809		0827							

NOTES (see introductory pages for explanation of train operator codes and standard symbols)

- a Arrival time
- d Departure time
- u Stops to pick up only

A To London Waterloo via Mortlake, see table 160

London to Wimbledon, Kingston, Shepperton, Surbiton, Hampton Court, Guildford, Chessington, Epsom and Dorking

Mondays to Fridays

Operator	SW	SW	SW	SW	SW	SW	SW	SW	SW	SW	SW	SW	SW	SW	SW	SW	SW	SW	
Train ID	1D09	2K09	2G11	2J11	2L99	2H11	2M11	2F87	1A15	2D11	2K11	2G13	2J13	2L17	2H13	2M13	2F13	1A17	
Days of operation/Notes		A			□				□		A			□				□	
1st Class/Reservations/Bus/Ferry																			
London Waterloo (WAT)	15 d	0724	0727	0733	0736	0742	0742	0747	0750	0753	0754	0757	0803	0806	0812	0812	0817	0820	0824
Vauxhall (VXH)	15 d	0728	0731	0737	0740		0746	0751	0754		0758	0801	0807	0810		0816	0821	0824	
Clapham Junction (CLJ)	10 d	0733	0736	0742	0745		0751	0756	0759	0800u	0803	0806	0812	0815	0819u	0821	0826	0829	
Earlsfield (EAD)	d	0736	0739	0745	0748			0759	0802		0806	0809	0815	0818			0829	0832	
Wimbledon (WIM)	6 d	0740	0743	0749	0752		0758	0803	0806		0810	0813	0819	0822		0828	0833	0836	
Raynes Park (RAY)	6 d	0743	0746		0755		0801	0806			0813	0816		0825		0831	0836		
Motspur Park (MOT)	d	0746						0809			0816						0839		
Malden Manor (MAL)	d							0813									0843		
Tolworth (TOL)	d							0815									0845		
Chessington North (CSN)	d							0818									0848		
Chessington South (CSS)	a							0824									0853		
Worcester Park (WCP)	d	0749									0819								
Stoneleigh (SNL)	d	0752									0822								
Ewell West (EWW)	d	0754									0824								
Epsom (EPS)	3 a	0800									0828								
Epsom (EPS)	3 d	0801									0828								
Ashstead (AHD)	d	0804									0832								
Leatherhead (LHD)	d	0807									0836								
Box Hill & Westhumble (BXW)	d	0812																	
Dorking (DKG)	4 a	0816																	
New Malden (NEM)	6 d		0749		0758		0804				0819		0828		0834				
Norbiton (NBT)	d		0752				0807				0822				0837				
Kingston (KNG)	a		0755				0810				0825				0840				
Kingston (KNG)	d		0759				0810				0829				0840				
Hampton Wick (HMW)	d		0801				0812				0831				0842				
Teddington (TED)	a		0805				0815				0835				0845				
Strawberry Hill (STW)	a		0808								0838								
Twickenham (TWI)	a		0812								0842								
St Margarets (SMG)	a		0815								0845								
Richmond (RMD)	6 a		0818								0848								
Fulwell (FLW)	d						0819										0849		
Hampton (HMP)	d						0823										0853		
Kempton Park (KMP)	d						0826										0856		
Sunbury (SUU)	d						0828										0858		
Upper Halliford (UPH)	d						0830										0900		
Shepperton (SHP)	a						0835										0905		
Berrylands (BRS)	d				0800								0830						
Surbiton (SUR)	6 d			0757	0805	0759a		0814	0810a			0827	0835	0829a			0843a	0840a	
Thames Ditton (THD)	d				0809								0839						
Hampton Court (HMC)	a				0812								0842						
Hinchley Wood (HYW)	d			0801									0832						
Claygate (CLG)	d			0804									0835						
Oxshott (OXS)	d			0807									0839						
Cobham & Stoke D'abernon (CSD)	d			0811									0843						
Bookham (BKA)	d										0841								
Effingham Junction (EFF)	6 d			0815							0845		0849						
Horsley (HSY)	d			0818							0848		0852						
Clandon (CLA)	d			0823							0853		0858						
London Road (Guildford) (LRD)	d			0828							0858		0903						
Guildford (GLD)	a			0834				0850			0902		0909						

NOTES (see introductory pages for explanation of train operator codes and standard symbols)

- a Arrival time
- d Departure time
- u Stops to pick up only

A To London Waterloo via Mortlake, see table 160

London to Wimbledon, Kingston, Shepperton, Surbiton, Hampton Court, Guildford, Chessington, Epsom and Dorking

Mondays to Fridays

Operator	SW	SW	SW	SW	SW	SW	SW	SW	SW	SW	SW	SW	SW	SW	SW	SW	SW	SW	
Train ID	1D13	2K13	2G15	2J15	2L19	2H15	2M15	2F15	1A19	2D15	2K15	2G17	2J17	2L21	2H17	2M17	2F17	1A21	
Days of operation/Notes		A			□				□		A			□				□	
1st Class/Reservations/Bus/Ferry																			
London Waterloo (WAT)	15 d	0824	0827	0833	0836	0842	0842	0847	0850	0853	0854	0857	0903	0906	0912	0912	0917	0920	0924
Vauxhall (VXH)	15 d	0828	0831	0837	0840		0846	0851	0854		0858	0901	0907	0910		0916	0921	0924	
Clapham Junction (CLJ)	10 d	0833	0836	0842	0845		0851	0856	0859	0900u	0903	0906	0912	0915	0919u	0921	0926	0929	
Earlsfield (EAD)	d	0836	0839	0845	0848			0859	0902		0906	0909	0915	0918			0929	0932	
Wimbledon (WIM)	6 d	0840	0843	0849	0852		0858	0903	0906		0910	0913	0919	0922		0928	0933	0936	
Raynes Park (RAY)	6 d	0843	0846		0855		0901	0906			0913	0916		0925		0931	0936		
Motspur Park (MOT)	d	0846						0909			0916						0939		
Malden Manor (MAL)	d							0913									0943		
Tolworth (TOL)	d							0915									0945		
Chessington North (CSN)	d							0918									0948		
Chessington South (CSS)	a							0923									0953		
Worcester Park (WCP)	d	0849									0919								
Stoneleigh (SNL)	d	0852									0922								
Ewell West (EWW)	d	0854									0924								
Epsom (EPS)	3 a	0858									0928								
Epsom (EPS)	3 d	0858									0928								
Ashstead (AHD)	d	0902									0932								
Leatherhead (LHD)	d	0906									0936								
Box Hill & Westhumble (BXW)	d	0911																	
Dorking (DKG)	4 a	0914																	
New Malden (NEM)	6 d		0849		0858		0904				0919		0928		0934				
Norbiton (NBT)	d		0852				0907				0922				0937				
Kingston (KNG)	a		0855				0910				0925				0940				
Kingston (KNG)	d		0859				0910				0929				0940				
Hampton Wick (HMW)	d		0901				0912				0931				0942				
Teddington (TED)	a		0905				0915				0935				0945				
Strawberry Hill (STW)	a		0908								0938								
Twickenham (TWI)	a		0912								0942								
St Margarets (SMG)	a		0917								0945								
Richmond (RMD)	6 a		0920								0948								
Fulwell (FLW)	d						0919										0949		
Hampton (HMP)	d						0923										0953		
Kempton Park (KMP)	d						0926										0956		
Sunbury (SUU)	d						0928										0958		
Upper Halliford (UPH)	d						0930										1000		
Shepperton (SHP)	a						0935										1005		
Berrylands (BRS)	d				0900								0930						
Surbiton (SUR)	6 d			0859c	0905	0859a			0913a	0910a			0927	0935	0929a			0943a	0939a
Thames Ditton (THD)	d				0909									0939					
Hampton Court (HMC)	a				0912									0942					
Hinchley Wood (HYW)	d			0903									0932						
Claygate (CLG)	d			0906									0935						
Oxshott (OXS)	d			0910									0939						
Cobham & Stoke D'abernon (CSD)	d			0914									0943						
Bookham (BKA)	d										0941								
Effingham Junction (EFF)	6 d			0919							0945		0949						
Horsley (HSY)	d			0922							0948		0952						
Clandon (CLA)	d			0928							0953		0958						
London Road (Guildford) (LRD)	d			0933							0958		1003						
Guildford (GLD)	a			0939							1002		1009						

NOTES (see introductory pages for explanation of train operator codes and standard symbols)

- a Arrival time
- d Departure time
- u Stops to pick up only
- c Arrives 3 minutes earlier

A To London Waterloo via Mortlake, see table 160

London to Wimbledon, Kingston, Shepperton, Surbiton, Hampton Court, Guildford, Chessington, Epsom and Dorking

Mondays to Fridays

Operator	SW	SW	SW	SW	SW	SW	SW	SW	SW	SW	SW	SW	SW	SW	SW	SW	SW	SW		
Train ID	1D17	2K17	2G19	2J19	2L23	2H19	2M19	2F19	1A23	2D19	2K19	2G21	2J21	2L25	2H21	2M21	2F21	1A25		
Days of operation/Notes		A			□				□		A			□				□		
1st Class/Reservations/Bus/Ferry																				
London Waterloo (WAT)	15 d	0924	0927	0933	0936	0942	0942	0947	0950	0953	0954	0958	1003	1006	1012	1012	1017	1020	1023	
Vauxhall (VXH)	15 d	0928	0931	0937	0940		0946	0951	0954		0958	1003	1007	1010		1016	1021	1024		
Clapham Junction (CLJ)	10 d	0933	0936	0942	0945		0951	0956	0959	1000u	1003	1008	1012	1015	1018	1019u	1021	1026	1029	1030u
Earlsfield (EAD)	10 d	0936	0939	0945	0948			0959	1002		1006	1012	1015	1018			1029	1032		
Wimbledon (WIM)	6 d	0940	0943	0949	0952		0958	1003	1006		1010	1017	1020	1023		1028	1033	1036		
Raynes Park (RAY)	6 d	0943	0946		0955		1001	1006			1013	1019		1026		1031	1036			
Motspur Park (MOT)	d	0946						1009			1016						1039			
Malden Manor (MAL)	d							1013									1043			
Tolworth (TOL)	d							1015									1045			
Chessington North (CSN)	d							1018									1048			
Chessington South (CSS)	a							1021									1053			
Worcester Park (WCP)	d	0949									1019									
Stoneleigh (SNL)	d	0952									1022									
Ewell West (EWW)	d	0954									1024									
Epsom (EPS)	3 a	0958									1028									
Epsom (EPS)	3 d	0958									1028									
Ashstead (AHD)	d	1002									1032									
Leatherhead (LHD)	d	1006									1036									
Box Hill & Westhumble (BXW)	d	1011																		
Dorking (DKG)	4 a	1014																		
New Malden (NEM)	6 d		0949		0958		1004				1021		1028		1034					
Norbiton (NBT)	d		0952				1007				1025				1037					
Kingston (KNG)	a		0955				1010				1027				1040					
Kingston (KNG)	d		0959				1010				1030				1040					
Hampton Wick (HMW)	d		1001				1012				1032				1042					
Teddington (TED)	a		1005				1015				1035				1045					
Strawberry Hill (STW)	a		1008								1038									
Twickenham (TWI)	a		1012								1042									
St Margarets (SMG)	a		1015								1045									
Richmond (RMD)	15 a		1018								1048									
Fulwell (FLW)	d						1019										1049			
Hampton (HMP)	d						1023										1053			
Kempton Park (KMP)	d						1026										1056			
Sunbury (SUU)	d						1028										1058			
Upper Halliford (UPH)	d						1030										1100			
Shepperton (SHP)	a						1035										1105			
Berrylands (BRS)	d				1000															
Surbiton (SUR)	6 d			0957	1005	0959a			1013a	1011a			1029c	1031	1035	1029a		1043a	1040a	
Thames Ditton (THD)	d				1009										1040					
Hampton Court (HMC)	a				1012										1042					
Hinchley Wood (HYW)	d				1002									1033						
Claygate (CLG)	d				1005									1036						
Oxshott (OXS)	d				1009									1040						
Cobham & Stoke D'abernon (CSD)	d				1013									1044						
Bookham (BKA)	d										1041									
Effingham Junction (EFF)	6 d				1019						1045			1049						
Horsley (HSY)	d				1022						1048			1052						
Clandon (CLA)	d				1028						1053			1058						
London Road (Guildford) (LRD)	d				1033						1058			1103						
Guildford (GLD)	a				1039						1102			1112						

NOTES (see introductory pages for explanation of train operator codes and standard symbols)

- a Arrival time
- d Departure time
- u Stops to pick up only
- c Arrives 3 minutes earlier

A To London Waterloo via Mortlake, see table 160

London to Wimbledon, Kingston, Shepperton, Surbiton, Hampton Court, Guildford, Chessington, Epsom and Dorking

Mondays to Fridays

Operator	SW	SW	SW	SW	SW	SW	SW	SW	SW	SW	SW	SW	SW	SW	SW	SW	SW	SW	
Train ID	1D21	2K21	2G23	2J23	2L27	2H23	2M23	2F23	1A27	2D23	2K23	2G25	2J25	2L29	2H25	2M25	2F25	1A29	
Days of operation/Notes		A			□				□		A			□				□	
1st Class/Reservations/Bus/Ferry																			
London Waterloo (WAT)	15 d	1024	1027	1033	1036	1042	1042	1047	1050	1053	1054	1057	1103	1106	1112	1112	1117	1120	1123
Vauxhall (VXH)	15 d	1028	1031	1037	1040		1046	1051	1054		1058	1101	1107	1110		1116	1121	1124	
Clapham Junction (CLJ)	10 d	1033	1036	1042	1045		1051	1056	1059	1100u	1103	1106	1112	1115	1119u	1121	1126	1129	1130u
Earlsfield (EAD)	d	1036	1039	1045	1048			1059	1102		1106	1109	1115	1118			1129	1132	
Wimbledon (WIM)	6 d	1040	1043	1049	1052		1058	1103	1106		1110	1113	1119	1122		1128	1133	1136	
Raynes Park (RAY)	6 d	1043	1046		1055		1101	1106			1113	1116	1125		1131	1136			
Motspur Park (MOT)	d	1046						1109			1116						1139		
Malden Manor (MAL)	d							1113									1143		
Tolworth (TOL)	d							1115									1145		
Chessington North (CSN)	d							1118									1148		
Chessington South (CSS)	a							1123									1153		
Worcester Park (WCP)	d	1049									1119								
Stoneleigh (SNL)	d	1052									1122								
Ewell West (EWW)	d	1054									1124								
Epsom (EPS)	3 a	1058									1128								
Epsom (EPS)	3 d	1058									1128								
Ashstead (AHD)	d	1102									1132								
Leatherhead (LHD)	d	1106									1136								
Box Hill & Westhumble (BXW)	d	1111																	
Dorking (DKG)	4 a	1114																	
New Malden (NEM)	6 d		1049		1058		1104					1119		1128		1134			
Norbiton (NBT)	d		1052				1107					1122				1137			
Kingston (KNG)	a		1055				1110					1125				1140			
Kingston (KNG)	d		1059				1110					1129				1140			
Hampton Wick (HMW)	d		1101				1112					1131				1142			
Teddington (TED)	a		1105				1115					1135				1145			
Strawberry Hill (STW)	a		1108									1138							
Twickenham (TWI)	a		1112									1142							
St Margarets (SMG)	a		1115									1145							
Richmond (RMD)	6 a		1118									1148							
Fulwell (FLW)	d						1119									1149			
Hampton (HMP)	d						1123									1153			
Kempton Park (KMP)	d						1126									1156			
Sunbury (SUU)	d						1128									1158			
Upper Halliford (UPH)	d						1130									1200			
Shepperton (SHP)	a						1135									1205			
Berrylands (BRS)	d				1100									1130					
Surbiton (SUR)	6 d			1057	1105	1059a			1113a	1110a			1127	1135	1129a			1143a	1140a
Thames Ditton (THD)	d				1109									1139					
Hampton Court (HMC)	a				1112									1142					
Hinchley Wood (HYW)	d				1102									1132					
Claygate (CLG)	d				1105									1135					
Oxshott (OXS)	d				1109									1139					
Cobham & Stoke D'abernon (CSD)	d				1113									1143					
Bookham (BKA)	d										1141								
Effingham Junction (EFF)	6 d				1119						1145		1149						
Horsley (HSY)	d				1122						1148		1152						
Clandon (CLA)	d				1128						1153		1158						
London Road (Guildford) (LRD)	d				1133						1158		1203						
Guildford (GLD)	a				1139						1202		1209						

NOTES (see introductory pages for explanation of train operator codes and standard symbols)

- a Arrival time
- d Departure time
- u Stops to pick up only

A To London Waterloo via Mortlake, see table 160

London to Wimbledon, Kingston, Shepperton, Surbiton, Hampton Court, Guildford, Chessington, Epsom and Dorking

Mondays to Fridays

Operator	SW	SW	SW	SW	SW	SW	SW	SW	SW	SW	SW	SW	SW	SW	SW	SW	SW	SW	
Train ID	1D25	2K25	2G27	2J27	2L31	2H27	2M27	2F27	1A31	2D27	2K27	2G29	2J29	2L33	2H29	2M29	2F29	1A33	
Days of operation/Notes																			
1st Class/Reservations/Bus/Ferry																			
London Waterloo (WAT)	15 d	1124	1127	1133	1136	1142	1142	1147	1150	1153	1154	1157	1203	1206	1212	1212	1217	1220	1223
Vauxhall (VXH)	15 d	1128	1131	1137	1140		1146	1151	1154		1158	1201	1207	1210		1216	1221	1224	
Clapham Junction (CLJ)	10 d	1133	1136	1142	1145		1151	1156	1159	1200u	1203	1206	1212	1215	1219u	1221	1226	1229	1230u
Earlsfield (EAD)	d	1136	1139	1145	1148			1159	1202		1206	1209	1215	1218			1229	1232	
Wimbledon (WIM)	6 d	1140	1143	1150	1153		1158	1203	1206		1210	1213	1219	1222		1228	1233	1236	
Raynes Park (RAY)	6 d	1143	1146		1156		1201	1206			1213	1216	1225		1231	1236			
Motspur Park (MOT)	d	1146						1209			1216						1239		
Malden Manor (MAL)	d							1213									1243		
Tolworth (TOL)	d							1215									1245		
Chessington North (CSN)	d							1218									1248		
Chessington South (CSS)	a							1223									1253		
Worcester Park (WCP)	d	1149									1219								
Stoneleigh (SNL)	d	1152									1222								
Ewell West (EWW)	d	1154									1224								
Epsom (EPS)	3 a	1158									1228								
Epsom (EPS)	3 d	1158									1228								
Ashstead (AHD)	d	1202									1232								
Leatherhead (LHD)	d	1206									1236								
Box Hill & Westhumble (BXW)	d	1211																	
Dorking (DKG)	4 a	1214																	
New Malden (NEM)	6 d		1149		1159		1204					1219		1228		1234			
Norbiton (NBT)	d		1152				1207					1222				1237			
Kingston (KNG)	a		1155				1209					1225				1240			
Kingston (KNG)	d		1159				1210					1229				1240			
Hampton Wick (HMW)	d		1201				1212					1231				1242			
Teddington (TED)	a		1205				1215					1235				1245			
Strawberry Hill (STW)	a		1208									1238							
Twickenham (TWI)	a		1212									1242							
St Margarets (SMG)	a		1215									1245							
Richmond (RMD)	6 a		1218									1248							
Fulwell (FLW)	d						1219									1249			
Hampton (HMP)	d						1223									1253			
Kempton Park (KMP)	d						1227									1256			
Sunbury (SUU)	d						1228									1258			
Upper Halliford (UPH)	d						1230									1300			
Shepperton (SHP)	a						1236									1305			
Berrylands (BRS)	d				1201								1230						
Surbiton (SUR)	6 d			1158	1206	1159a			1213a	1210a			1227	1235	1229a			1243a	1240a
Thames Ditton (THD)	d				1210									1239					
Hampton Court (HMC)	a				1213									1242					
Hinchley Wood (HYW)	d				1203								1232						
Claygate (CLG)	d				1206								1235						
Oxshott (OXS)	d				1210								1239						
Cobham & Stoke D'abernon (CSD)	d				1214								1243						
Bookham (BKA)	d										1241								
Effingham Junction (EFF)	6 d				1219						1245		1249						
Horsley (HSY)	d				1222						1248		1252						
Clandon (CLA)	d				1228						1253		1258						
London Road (Guildford) (LRD)	d				1233						1258		1303						
Guildford (GLD)	a				1239						1302		1309						

NOTES (see introductory pages for explanation of train operator codes and standard symbols)

- a Arrival time
- d Departure time
- u Stops to pick up only

A To London Waterloo via Mortlake, see table 160

London to Wimbledon, Kingston, Shepperton, Surbiton, Hampton Court, Guildford, Chessington, Epsom and Dorking

Mondays to Fridays

Operator	SW	SW	SW	SW	SW	SW	SW	SW	SW	SW	SW	SW	SW	SW	SW	SW	SW	SW	
Train ID	1D29	2K29	2G31	2J31	2L35	2H31	2M31	2F31	1A35	2D31	2K31	2G33	2J33	2L37	2H33	2M33	2F33	1A37	
Days of operation/Notes		A			□				□		A			□				□	
1st Class/Reservations/Bus/Ferry																			
London Waterloo (WAT)	15 d	1224	1227	1233	1236	1242	1242	1247	1250	1253	1254	1257	1303	1306	1312	1312	1317	1320	1323
Vauxhall (VXH)	15 d	1228	1231	1237	1240		1246	1251	1254		1258	1301	1307	1310		1316	1321	1324	
Clapham Junction (CLJ)	10 d	1233	1236	1242	1245		1251	1256	1259	1300u	1303	1306	1312	1315	1319u	1321	1326	1329	1330u
Earlsfield (EAD)	d	1236	1239	1245	1248			1259	1302		1306	1309	1315	1318			1329	1332	
Wimbledon (WIM)	6 d	1240	1243	1249	1252		1258	1303	1306		1310	1313	1319	1322		1329	1333	1336	
Raynes Park (RAY)	6 d	1243	1246		1255		1301	1306			1313	1316		1325		1332	1336		
Motspur Park (MOT)	d	1246						1309			1316						1339		
Malden Manor (MAL)	d							1313									1343		
Tolworth (TOL)	d							1315									1345		
Chessington North (CSN)	d							1318									1348		
Chessington South (CSS)	a							1323									1353		
Worcester Park (WCP)	d	1249									1319								
Stoneleigh (SNL)	d	1252									1322								
Ewell West (EWW)	d	1254									1324								
Epsom (EPS)	3 a	1258									1328								
Epsom (EPS)	3 d	1258									1328								
Ashstead (AHD)	d	1302									1332								
Leatherhead (LHD)	d	1306									1336								
Box Hill & Westhumble (BXW)	d	1311																	
Dorking (DKG)	4 a	1314																	
New Malden (NEM)	6 d		1249		1258		1304				1319		1328		1335				
Norbiton (NBT)	d		1252				1307				1322				1338				
Kingston (KNG)	a		1255				1310				1325				1341				
Kingston (KNG)	d		1259				1310				1329				1341				
Hampton Wick (HMW)	d		1301				1312				1331				1343				
Teddington (TED)	a		1305				1315				1335				1346				
Strawberry Hill (STW)	a		1308								1338								
Twickenham (TWI)	a		1312								1342								
St Margarets (SMG)	a		1315								1345								
Richmond (RMD)	6 a		1318								1348								
Fulwell (FLW)	d						1319									1350			
Hampton (HMP)	d						1323									1354			
Kempton Park (KMP)	d						1326									1357			
Sunbury (SUU)	d						1328									1359			
Upper Halliford (UPH)	d						1330									1401			
Shepperton (SHP)	a						1335									1406			
Berrylands (BRS)	d				1300										1330				
Surbiton (SUR)	6 d			1257	1305	1259a			1313a	1310a			1327	1335	1329a			1343a	1340a
Thames Ditton (THD)	d				1309										1339				
Hampton Court (HMC)	a				1312										1342				
Hinchley Wood (HYW)	d				1302										1332				
Claygate (CLG)	d				1305										1335				
Oxshott (OXS)	d				1309										1339				
Cobham & Stoke D'abernon (CSD)	d				1313										1343				
Bookham (BKA)	d										1341								
Effingham Junction (EFF)	6 d				1319						1345		1349						
Horsley (HSY)	d				1322						1348		1352						
Clandon (CLA)	d				1328						1353		1358						
London Road (Guildford) (LRD)	d				1333						1358		1403						
Guildford (GLD)	a				1339						1402		1409						

NOTES (see introductory pages for explanation of train operator codes and standard symbols)

- a Arrival time
- d Departure time
- u Stops to pick up only

A To London Waterloo via Mortlake, see table 160

London to Wimbledon, Kingston, Shepperton, Surbiton, Hampton Court, Guildford, Chessington, Epsom and Dorking

Mondays to Fridays

Operator	SW	SW	SW	SW	SW	SW	SW	SW	SW	SW	SW	SW	SW	SW	SW	SW	SW	SW	
Train ID	1D33	2K33	2G35	2J35	2L39	2H35	2M35	2F35	1A39	2D35	2K35	2G37	2J37	2L41	2H37	2M37	2F37	1A41	
Days of operation/Notes		A			□				□		A			□				□	
1st Class/Reservations/Bus/Ferry																			
London Waterloo (WAT)	15 d	1324	1327	1333	1336	1342	1342	1347	1350	1353	1354	1357	1403	1406	1412	1412	1417	1420	1423
Vauxhall (VXH)	15 d	1328	1331	1337	1340		1346	1351	1354		1358	1401	1407	1410		1416	1421	1424	
Clapham Junction (CLJ)	10 d	1333	1336	1342	1345		1351	1356	1359	1400u	1403	1406	1412	1415	1419u	1421	1426	1429	1430u
Earlsfield (EAD)	10 d	1336	1339	1345	1348		1359	1402			1406	1409	1415	1418			1429	1432	
Wimbledon (WIM)	6 d	1340	1343	1349	1352		1358	1403	1406		1410	1413	1419	1422		1428	1433	1436	
Raynes Park (RAY)	6 d	1343	1346		1355		1401	1406			1413	1416	1425		1431	1436			
Motspur Park (MOT)	d	1346						1409			1416						1439		
Malden Manor (MAL)	d							1413									1443		
Tolworth (TOL)	d							1415									1445		
Chessington North (CSN)	d							1418									1448		
Chessington South (CSS)	a							1423									1453		
Worcester Park (WCP)	d	1349									1419								
Stoneleigh (SNL)	d	1352									1422								
Ewell West (EWW)	d	1354									1424								
Epsom (EPS)	3 a	1359									1428								
Epsom (EPS)	3 d	1400									1428								
Ashstead (AHD)	d	1404									1432								
Leatherhead (LHD)	d	1407									1436								
Box Hill & Westhumble (BXW)	d	1412																	
Dorking (DKG)	4 a	1415																	
New Malden (NEM)	6 d		1349		1358		1404					1419		1428		1434			
Norbiton (NBT)	d		1352				1407					1422				1437			
Kingston (KNG)	a		1355				1410					1425				1440			
Kingston (KNG)	d		1359				1410					1429				1440			
Hampton Wick (HMW)	d		1401				1412					1431				1442			
Teddington (TED)	a		1405				1415					1435				1445			
Strawberry Hill (STW)	a		1408									1438							
Twickenham (TWI)	a		1412									1442							
St Margarets (SMG)	a		1415									1445							
Richmond (RMD)	6 a		1418									1448							
Fulwell (FLW)	d						1419									1449			
Hampton (HMP)	d						1423									1453			
Kempton Park (KMP)	d						1426									1456			
Sunbury (SUU)	d						1428									1458			
Upper Halliford (UPH)	d						1430									1500			
Shepperton (SHP)	a						1435									1505			
Berrylands (BRS)	d				1400								1430						
Surbiton (SUR)	6 d			1357	1405	1359a			1413a	1410a			1427	1435	1429a			1443a	1440a
Thames Ditton (THD)	d				1409									1439					
Hampton Court (HMC)	a				1412									1442					
Hinchley Wood (HYW)	d				1402								1432						
Claygate (CLG)	d				1405								1435						
Oxshott (OXS)	d				1409								1439						
Cobham & Stoke D'abernon (CSD)	d				1413								1443						
Bookham (BKA)	d										1441								
Effingham Junction (EFF)	6 d				1419							1445		1449					
Horsley (HSY)	d				1422							1448		1452					
Clandon (CLA)	d				1428							1453		1458					
London Road (Guildford) (LRD)	d				1433							1458		1503					
Guildford (GLD)	a				1439							1502		1509					

NOTES (see introductory pages for explanation of train operator codes and standard symbols)

- a Arrival time
- d Departure time
- u Stops to pick up only

A To London Waterloo via Mortlake, see table 160

London to Wimbledon, Kingston, Shepperton, Surbiton, Hampton Court, Guildford, Chessington, Epsom and Dorking

Mondays to Fridays

Operator	SW	SW	SW	SW	SW	SW	SW	SW	SW	SW	SW	SW	SW	SW	SW	SW	SW	SW	
Train ID	1D37	2K37	2G39	2J39	2L43	2H39	2M39	2F39	1A43	2D39	2K39	2G41	2J41	2T45	2H41	2M41	2F41	1A45	
Days of operation/Notes		A			□				□		A			□				□	
1st Class/Reservations/Bus/Ferry																			
London Waterloo (WAT)	15 d	1424	1427	1433	1436	1442	1442	1447	1450	1453	1454	1457	1503	1506	1512	1512	1517	1520	1523
Vauxhall (VXH)	15 d	1428	1431	1437	1440		1446	1451	1454		1458	1501	1507	1510		1516	1521	1524	
Clapham Junction (CLJ)	10 d	1433	1436	1442	1445		1451	1456	1459	1500u	1503	1506	1512	1515	1519u	1521	1526	1529	1530u
Earlsfield (EAD)	10 d	1436	1439	1445	1448		1459	1502			1506	1509	1515	1518		1524	1529	1532	
Wimbledon (WIM)	6 d	1440	1443	1449	1452		1458	1503	1506		1510	1513	1519	1522		1528	1533	1536	
Raynes Park (RAY)	6 d	1443	1446		1455		1501	1506			1513	1516	1525		1531	1536			
Motspur Park (MOT)	d	1446						1509			1516							1539	
Malden Manor (MAL)	d							1513										1543	
Tolworth (TOL)	d							1515										1545	
Chessington North (CSN)	d							1518										1548	
Chessington South (CSS)	a							1523										1553	
Worcester Park (WCP)	d	1449									1519								
Stoneleigh (SNL)	d	1452									1522								
Ewell West (EWW)	d	1454									1524								
Epsom (EPS)	3 a	1458									1528								
Epsom (EPS)	3 d	1458									1528								
Ashstead (AHD)	d	1502									1532								
Leatherhead (LHD)	d	1506									1536								
Box Hill & Westhumble (BXW)	d	1511																	
Dorking (DKG)	4 a	1514																	
New Malden (NEM)	6 d		1449		1458		1504				1519		1528		1534				
Norbiton (NBT)	d		1452				1507				1522				1537				
Kingston (KNG)	a		1455				1510				1525				1540				
Kingston (KNG)	d		1459				1510				1529				1540				
Hampton Wick (HMW)	d		1501				1512				1531				1542				
Teddington (TED)	a		1505				1515				1535				1545				
Strawberry Hill (STW)	a		1508								1538								
Twickenham (TWI)	a		1512								1542								
St Margarets (SMG)	a		1515								1545								
Richmond (RMD)	6 a		1518								1548								
Fulwell (FLW)	d						1519											1549	
Hampton (HMP)	d						1523											1553	
Kempton Park (KMP)	d						1526											1556	
Sunbury (SUU)	d						1528											1558	
Upper Halliford (UPH)	d						1530											1600	
Shepperton (SHP)	a						1535											1605	
Berrylands (BRS)	d				1500								1530						
Surbiton (SUR)	6 d			1457	1505	1459a			1513a	1510a			1528	1530	1535	1529a		1543a	1540a
Thames Ditton (THD)	d				1509									1539					
Hampton Court (HMC)	a				1512									1542					
Hinchley Wood (HYW)	d				1502								1532						
Claygate (CLG)	d				1505								1535						
Oxshott (OXS)	d				1509								1539						
Cobham & Stoke D'abernon (CSD)	d				1513								1543						
Bookham (BKA)	d										1541								
Effingham Junction (EFF)	6 d				1519						1545		1549						
Horsley (HSY)	d				1522						1548		1552						
Clandon (CLA)	d				1528						1553		1558						
London Road (Guildford) (LRD)	d				1533						1558		1603						
Guildford (GLD)	a				1539						1602		1609						

NOTES (see introductory pages for explanation of train operator codes and standard symbols)

- a Arrival time
- d Departure time
- u Stops to pick up only

A To London Waterloo via Mortlake, see table 160

London to Wimbledon, Kingston, Shepperton, Surbiton, Hampton Court, Guildford, Chessington, Epsom and Dorking

Mondays to Fridays

Operator	SW	SW	SW	SW	SW	SW	SW	SW	SW	SW	SW	SW	SW	SW	SW	SW	SW	SW	
Train ID	1D41	2K41	2G43	2J43	2L47	2H43	2M43	2F43	1A47	2D43	2K43	2G45	2J45	2L49	2H45	2M45	2F45	1D45	
Days of operation/Notes 1st Class/Reservations/Bus/Ferry		A			□				□		A			□					
London Waterloo (WAT)	15 d	1524	1527	1533	1536	1542	1542	1547	1550	1553	1554	1557	1603	1606	1612	1612	1617	1620	1624
Vauxhall (VXH)	15 d	1528	1531	1537	1540		1546	1551	1554		1558	1601	1607	1610		1616	1621	1624	1628
Clapham Junction (CLJ)	10 d	1533	1536	1542	1545		1551	1556	1559	1600u	1603	1606	1612	1615	1619u	1621	1626	1629	1633
Earlsfield (EAD)	d	1536	1539	1545	1548		1554	1559	1602		1606	1609	1615	1618		1624	1629	1632	1636
Wimbledon (WIM)	6 d	1540	1543	1549	1552		1558	1603	1606		1610	1613	1619	1622		1628	1633	1636	1640
Raynes Park (RAY)	6 d	1543	1546		1555		1601	1606			1613	1616	1625		1631	1636			1643
Motspur Park (MOT)	d	1546						1609			1616					1639			1646
Malden Manor (MAL)	d							1613								1643			
Tolworth (TOL)	d							1615								1645			
Chessington North (CSN)	d							1618								1648			
Chessington South (CSS)	a							1623								1653			
Worcester Park (WCP)	d	1549									1619								1649
Stoneleigh (SNL)	d	1552									1622								1652
Ewell West (EWW)	d	1554									1624								1654
Epsom (EPS)	3 a	1558									1628								1658
Epsom (EPS)	3 d	1558									1628								1658
Ashstead (AHD)	d	1602									1632								1702
Leatherhead (LHD)	d	1606									1636								1706
Box Hill & Westhumble (BXW)	d	1611																	1711
Dorking (DKG)	4 a	1614																	1714
New Malden (NEM)	6 d		1549		1558		1604				1619		1628		1634				
Norbiton (NBT)	d		1552				1607				1622				1637				
Kingston (KNG)	a		1555				1610				1625				1640				
Kingston (KNG)	d		1559				1610				1629				1640				
Hampton Wick (HMW)	d		1601				1612				1631				1642				
Teddington (TED)	a		1605				1615				1635				1645				
Strawberry Hill (STW)	a		1608								1638								
Twickenham (TWI)	a		1612								1642								
St Margarets (SMG)	a		1615								1645								
Richmond (RMD)	6 a		1618								1648								
Fulwell (FLW)	d						1619								1649				
Hampton (HMP)	d						1623								1653				
Kempton Park (KMP)	d						1626								1656				
Sunbury (SUU)	d						1628								1658				
Upper Halliford (UPH)	d						1630								1700				
Shepperton (SHP)	a						1635								1705				
Berrylands (BRS)	d				1600								1630						
Surbiton (SUR)	6 d			1557	1605	1559a			1613a	1610a		1627	1635	1629a			1643a		
Thames Ditton (THD)	d				1609								1639						
Hampton Court (HMC)	a				1612								1644						
Hinchley Wood (HYW)	d			1602								1632							
Claygate (CLG)	d			1605								1635							
Oxshott (OXS)	d			1609								1639							
Cobham & Stoke D'abernon (CSD)	d			1613								1643							
Bookham (BKA)	d										1641								
Effingham Junction (EFF)	6 d			1619							1645		1649						
Horsley (HSY)	d			1622							1648		1652						
Clandon (CLA)	d			1628							1653		1658						
London Road (Guildford) (LRD)	d			1633							1658		1703						
Guildford (GLD)	a			1639							1702		1709						

NOTES (see introductory pages for explanation of train operator codes and standard symbols)

- a Arrival time
- d Departure time
- u Stops to pick up only

A To London Waterloo via Mortlake, see table 160

London to Wimbledon, Kingston, Shepperton, Surbiton, Hampton Court, Guildford, Chessington, Epsom and Dorking

Mondays to Fridays

Operator	SW	SW	SW	SW	SW	SW	SW	SW	SW	SW	SW	SW	SW	SW	SW	SW	SW	SW	
Train ID	1A49	2K45	2G47	2J47	2L51	2H47	2M47	2F47	2D47	2K47	2F91	2G49	2J49	2H49	2M49	2F49	1D49	2K49	
Days of operation/Notes 1st Class/Reservations/Bus/Ferry	□	A			□					A	□							A	
London Waterloo (WAT)	15 d	1625	1627	1633	1636	1642	1642	1647	1650	1654	1657	1702	1703	1706	1712	1717	1720	1724	1727
Vauxhall (VXH)	d	1631	1637	1640		1646	1651	1654	1658	1701		1707	1710	1716	1721	1724	1728	1731	
Clapham Junction (CLJ)	10 d	1636	1642	1645		1651	1656	1659	1703	1706		1712	1715	1721	1726	1729	1733	1736	
Earlsfield (EAD)	d	1639	1645	1648		1654	1659	1702	1706	1709		1715	1718	1724	1729	1732	1736	1739	
Wimbledon (WIM)	6 d	1643	1649	1652		1658	1703	1706	1710	1713		1719	1722	1728	1733	1736	1740	1743	
Raynes Park (RAY)	6 d	1646		1655		1701	1706		1713	1716				1725	1731	1736	1743	1746	
Motspur Park (MOT)	d						1709		1716							1739		1746	
Malden Manor (MAL)	d						1713									1743			
Tolworth (TOL)	d						1715									1745			
Chessington North (CSN)	d						1718									1748			
Chessington South (CSS)	a						1723									1753			
Worcester Park (WCP)	d								1719									1749	
Stoneleigh (SNL)	d								1722									1752	
Ewell West (EWW)	d								1724									1754	
Epsom (EPS)	3 a								1728									1758	
Epsom (EPS)	3 d								1728									1758	
Ashstead (AHD)	d								1732									1802	
Leatherhead (LHD)	d								1736									1806	
Box Hill & Westhumble (BXW)	d																	1811	
Dorking (DKG)	4 a																	1816	
New Malden (NEM)	6 d		1649		1658		1704				1719		1728	1734				1749	
Norbiton (NBT)	d		1652				1707				1722			1737				1752	
Kingston (KNG)	a		1655				1710				1725			1740				1755	
Kingston (KNG)	d		1659				1710				1729			1740				1759	
Hampton Wick (HMW)	d		1701				1712				1731			1742				1801	
Teddington (TED)	a		1705				1715				1735			1745				1805	
Strawberry Hill (STW)	a		1708								1738							1808	
Twickenham (TWI)	a		1712								1742							1812	
St Margarets (SMG)	a		1715								1745							1815	
Richmond (RMD)	6 a		1718								1748							1818	
Fulwell (FLW)	d						1719								1749				
Hampton (HMP)	d						1723								1753				
Kempton Park (KMP)	d						1726								1756				
Sunbury (SUU)	d						1728								1758				
Upper Halliford (UPH)	d						1730								1800				
Shepperton (SHP)	a						1735								1805				
Berrylands (BRS)	d				1700								1730						
Surbiton (SUR)	6 d	1640a		1657	1705	1659a		1713a			1718	1730e	1735			1743a			
Thames Ditton (THD)	d				1709								1739						
Hampton Court (HMC)	a				1714								1744						
Hinchley Wood (HYW)	d			1702									1735						
Claygate (CLG)	d			1705									1737						
Oxshott (OXS)	d			1709									1741						
Cobham & Stoke D'abernon (CSD)	d			1713									1745						
Bookham (BKA)	d								1741										
Effingham Junction (EFF)	6 d			1719					1745				1749						
Horsley (HSY)	d			1722					1748				1752						
Clandon (CLA)	d			1728					1753				1758						
London Road (Guildford) (LRD)	d			1733					1758				1803						
Guildford (GLD)	a			1739					1804		1758	1810							

NOTES (see introductory pages for explanation of train operator codes and standard symbols)

- a Arrival time
- d Departure time
- e Arrives 4 minutes earlier

A To London Waterloo via Mortlake, see table 160

London to Wimbledon, Kingston, Shepperton, Surbiton, Hampton Court, Guildford, Chessington, Epsom and Dorking

Mondays to Fridays

Operator	SW 2F93	SW 2G51	SW 2J51	SW 2H93 B	SW 2H51	SW 2M51	SW 2F51	SW 2D51	SW 2K51 A	SW 2F95	SW 2G53	SW 2J53	SW 2H95 B	SW 2H53	SW 2M53	SW 2F53	SW 1A57	SW 1D53	
Train ID																			
Days of operation/Notes																			
1st Class/Reservations/Bus/Ferry	□																	□	
London Waterloo (WAT)	15 d	1732	1733	1736	1743	1742	1747	1750	1754	1757	1802	1803	1806	1812	1812	1817	1820	1823	1824
Vauxhall (VXH)	d		1737	1741	1747	1747	1751	1754	1758	1801		1807	1811	1816	1817	1821	1824		1828
Clapham Junction (CLJ)	10 d		1742	1746	1753	1752	1756	1759	1803	1806		1812	1816	1822	1822	1826	1829	1830u	1833
Earlsfield (EAD)	d		1745	1749		1755	1759	1802	1806	1809		1815	1819		1825	1829	1832		1836
Wimbledon (WIM)	6 d		1749	1753		1759	1803	1806	1810	1813		1819	1823		1829	1833	1836		1840
Raynes Park (RAY)	6 d			1756		1802	1806		1813	1816			1826		1832	1836			1843
Motspur Park (MOT)	d						1809		1816										1846
Malden Manor (MAL)	d						1813									1843			
Tolworth (TOL)	d						1815									1845			
Chessington North (CSN)	d						1818									1848			
Chessington South (CSS)	a						1823									1853			
Worcester Park (WCP)	d								1819										1849
Stoneleigh (SNL)	d								1822										1852
Ewell West (EWW)	d								1824										1854
Epsom (EPS)	3 a								1828										1858
Epsom (EPS)	3 d								1828										1858
Ashstead (AHD)	d								1832										1902
Leatherhead (LHD)	d								1836										1906
Box Hill & Westhumble (BXW)	d																		1911
Dorking (DKG)	4 a																		1914
New Malden (NEM)	6 d			1759		1805			1819			1829		1835					
Norbiton (NBT)	d					1808			1822					1838					
Kingston (KNG)	a					1811			1825					1841					
Kingston (KNG)	d					1811			1829					1841					
Hampton Wick (HMW)	d					1813			1831					1843					
Teddington (TED)	a					1816			1835					1846					
Strawberry Hill (STW)	a				1811d				1838				1841d						
Twickenham (TWI)	a				1807d				1842				1837d						
St Margarets (SMG)	a								1845										
Richmond (RMD)	6 a				1802d				1848				1832d						
Fulwell (FLW)	d				1813	1820								1843	1850				
Hampton (HMP)	d				1817	1824								1847	1854				
Kempton Park (KMP)	d					1827									1857				
Sunbury (SUU)	d				1821	1829								1851	1859				
Upper Halliford (UPH)	d				1823	1831								1853	1901				
Shepperton (SHP)	a				1828	1839								1858	1909				
Berrylands (BRS)	d			1801															
Surbiton (SUR)	6 d	1748	1757	1806				1813a			1818	1827	1831	1836			1843a	1840a	
Thames Ditton (THD)	d			1810										1840					
Hampton Court (HMC)	a			1815										1845					
Hinchley Wood (HYW)	d		1805										1835						
Claygate (CLG)	d		1808										1838						
Oxshott (OXS)	d		1811										1841						
Cobham & Stoke D'abernon (CSD)	d		1815										1845						
Bookham (BKA)	d							1841											
Effingham Junction (EFF)	6 d		1820						1845				1850						
Horsley (HSY)	d		1822						1848				1852						
Clandon (CLA)	d		1827						1853				1858						
London Road (Guildford) (LRD)	d		1832						1858				1903						
Guildford (GLD)	a	1829	1838						1902		1900	1909							

NOTES (see introductory pages for explanation of train operator codes and standard symbols)

- a Arrival time
- d Departure time
- u Stops to pick up only

- A To London Waterloo via Mortlake, see table 160
- B Via Richmond, see table 160

London to Wimbledon, Kingston, Shepperton, Surbiton, Hampton Court, Guildford, Chessington, Epsom and Dorking

Mondays to Fridays

Operator	SW	SW	SW	SW	SW	SW	SW	SW	SW	SW	SW	SW	SW	SW	SW	SW	SW	SW	
Train ID	2K53	2G55	2J55	2H55	2M55	2F55	1A59	2D55	2K55	2G57	2J57	2H57	2M57	2F57	1D57	2K57	2G59	2J59	
Days of operation/Notes 1st Class/Reservations/Bus/Ferry	A						□		A							A			
London Waterloo (WAT)	15 d	1827	1833	1836	1842	1847	1850	1853	1854	1857	1903	1906	1912	1917	1920	1924	1927	1933	1936
Vauxhall (VXH)	15 d	1831	1837	1841	1847	1851	1854		1858	1901	1907	1911	1917	1921	1924	1928	1931	1937	1940
Clapham Junction (CLJ)	10 d	1837	1842	1846	1852	1856	1859	1900u	1903	1906	1912	1916	1922	1926	1929	1933	1936	1942	1945
Earlsfield (EAD)	d	1839	1845	1849	1855	1859	1902		1906	1909	1915	1919	1925	1929	1932	1936	1939	1945	1948
Wimbledon (WIM)	6 d	1843	1849	1853	1859	1903	1906		1910	1913	1919	1923	1929	1933	1936	1940	1943	1949	1952
Raynes Park (RAY)	6 d	1846		1856	1902	1906			1913	1916		1926	1932	1936		1943	1946		1955
Motspur Park (MOT)	d					1909			1917					1939		1946			
Malden Manor (MAL)	d					1913								1943					
Tolworth (TOL)	d					1915								1945					
Chessington North (CSN)	d					1918								1948					
Chessington South (CSS)	a					1923								1953					
Worcester Park (WCP)	d								1920							1949			
Stoneleigh (SNL)	d								1923							1952			
Ewell West (EWW)	d								1926							1954			
Epsom (EPS)	3 a								1930							1958			
Epsom (EPS)	3 d								1931							1958			
Ashstead (AHD)	d								1935							2002			
Leatherhead (LHD)	d								1940							2006			
Box Hill & Westhumble (BXW)	d															2011			
Dorking (DKG)	4 a															2014			
New Malden (NEM)	6 d	1849		1859	1905				1919		1929	1935				1949		1958	
Norbiton (NBT)	a	1852			1908				1922			1938				1952			
Kingston (KNG)	a	1855			1911				1925			1941				1955			
Kingston (KNG)	d	1859			1911				1929			1941				1959			
Hampton Wick (HMW)	d	1901			1913				1931			1943				2001			
Teddington (TED)	a	1905			1916				1935			1946				2005			
Strawberry Hill (STW)	a	1908							1938							2008			
Twickenham (TWI)	a	1912							1942							2012			
St Margarets (SMG)	a	1915							1945							2015			
Richmond (RMD)	6 a	1918							1948							2018			
Fulwell (FLW)	d				1920								1950						
Hampton (HMP)	d				1924								1954						
Kempton Park (KMP)	d				1927								1957						
Sunbury (SUU)	d				1929								1959						
Upper Halliford (UPH)	d				1931								2001						
Shepperton (SHP)	a				1939								2006						
Berrylands (BRS)	d			1901							1931								2000
Surbiton (SUR)	6 d		1857	1906			1913a	1910a			1927	1936			1943a			1957	2005
Thames Ditton (THD)	d			1910								1940							2009
Hampton Court (HMC)	a			1915								1943							2012
Hinchley Wood (HYW)	d		1902							1932								2002	
Claygate (CLG)	d		1905							1935								2005	
Oxshott (OXS)	d		1909							1939								2009	
Cobham & Stoke D'abernon (CSD)	d		1913							1943								2013	
Bookham (BKA)	d							1946											
Effingham Junction (EFF)	6 d		1919						1951		1947							2019	
Horsley (HSY)	d		1922						1954		1950							2022	
Clandon (CLA)	d		1928						2000		1956							2028	
London Road (Guildford) (LRD)	d		1933						2005		2001							2033	
Guildford (GLD)	a		1939						2011		2006							2039	

NOTES (see introductory pages for explanation of train operator codes and standard symbols)

- a Arrival time
- d Departure time
- u Stops to pick up only

A To London Waterloo via Mortlake, see table 160

London to Wimbledon, Kingston, Shepperton, Surbiton, Hampton Court, Guildford, Chessington, Epsom and Dorking

Mondays to Fridays

Operator	SW	SW	SW	SW	SW	SW	SW	SW	SW	SW	SW	SW	SW	SW	SW	SW	SW	SW	
Train ID	2L63	2H59	2M59	2F59	2D59	2K59	2G61	2J61	2H61	2M61	2F61	1A65	1D63	2K61	2G63	2J63	2L67	2H63	
Days of operation/Notes 1st Class/Reservations/Bus/Ferry	□					A						□		A			□		
London Waterloo (WAT)	15 d	1942	1942	1947	1950	1954	1957	2003	2006	2012	2017	2020	2023	2024	2027	2033	2036	2042	2042
Vauxhall (VXH)	d		1946	1951	1954	1958	2001	2007	2010	2016	2021	2024		2028	2031	2037	2040		2046
Clapham Junction (CLJ)	10 d		1951	1956	1959	2003	2006	2012	2015	2021	2026	2029	2030u	2033	2036	2042	2045		2051
Earlsfield (EAD)	d		1954	1959	2002	2006	2009	2015	2018	2024	2029	2032		2036	2039	2045	2048		2054
Wimbledon (WIM)	6 d		1958	2003	2006	2010	2013	2019	2022	2029	2034	2037		2040	2043	2049	2052		2058
Raynes Park (RAY)	6 d		2001	2006		2013	2016		2025	2032	2037			2043	2046		2055		2101
Motspur Park (MOT)	d			2009		2016					2040			2046					
Malden Manor (MAL)	d			2013							2044								
Tolworth (TOL)	d			2015							2046								
Chessington North (CSN)	d			2018							2049								
Chessington South (CSS)	a			2022							2053								
Worcester Park (WCP)	d				2019									2049					
Stoneleigh (SNL)	d				2022									2052					
Ewell West (EWW)	d				2024									2054					
Epsom (EPS)	3 a				2028									2058					
Epsom (EPS)	3 d				2028									2058					
Ashstead (AHD)	d				2032									2102					
Leatherhead (LHD)	d				2036									2106					
Box Hill & Westhumble (BXW)	d													2111					
Dorking (DKG)	4 a													2114					
New Malden (NEM)	6 d		2004			2019		2028	2035					2049		2058			2104
Norbiton (NBT)	d		2007			2022			2038					2052					2107
Kingston (KNG)	a		2010			2025			2041					2055					2110
Kingston (KNG)	d		2010			2029			2041					2059					2110
Hampton Wick (HMW)	d		2012			2031			2043					2101					2112
Teddington (TED)	a		2015			2035			2046					2105					2115
Strawberry Hill (STW)	a					2038								2108					
Twickenham (TWI)	a					2042								2112					
St Margarets (SMG)	a					2045								2115					
Richmond (RMD)	6 a					2048								2118					
Fulwell (FLW)	d		2019						2050										2119
Hampton (HMP)	d		2023						2054										2123
Kempton Park (KMP)	d		2026						2057										2126
Sunbury (SUU)	d		2028						2059										2128
Upper Halliford (UPH)	d		2030						2101										2130
Shepperton (SHP)	a		2035						2106										2135
Berrylands (BRS)	d							2030								2100			
Surbiton (SUR)	6 d	1959a		2013a			2027	2035			2044a	2040a			2057	2105	2059a		
Thames Ditton (THD)	d							2039								2109			
Hampton Court (HMC)	a							2042								2112			
Hinchley Wood (HYW)	d							2032							2102				
Claygate (CLG)	d							2035							2105				
Oxshott (OXS)	d							2039							2109				
Cobham & Stoke D'abernon (CSD)	d							2043							2113				
Bookham (BKA)	d				2041														
Effingham Junction (EFF)	6 d				2045		2049								2119				
Horsley (HSY)	d				2048		2052								2122				
Clandon (CLA)	d				2053		2058								2128				
London Road (Guildford) (LRD)	d				2058		2103								2133				
Guildford (GLD)	a				2102		2109								2139				

NOTES (see introductory pages for explanation of train operator codes and standard symbols)

- a Arrival time
- d Departure time
- u Stops to pick up only

A To London Waterloo via Mortlake, see table 160

London to Wimbledon, Kingston, Shepperton, Surbiton, Hampton Court, Guildford, Chessington, Epsom and Dorking

Mondays to Fridays

Operator	SW	SW	SW	SW	SW	SW	SW	SW	SW	SW	SW	SW	SW	SW	SW	SW	SW	SW	
Train ID	2M63	2F63	2D65	2K63	2G65	2J65	2H65	2M65	2F65	1A69	1D67	2K65	2G67	2J67	2L71	2H67	2M67	2F67	
Days of operation/Notes 1st Class/Reservations/Bus/Ferry				A						□		A			□				
London Waterloo (WAT)	15 d	2047	2053	2056	2059	2103	2106	2112	2117	2120	2123	2124	2127	2133	2136	2142	2142	2147	2150
Vauxhall (VXH)	15 d	2051	2057	2100	2103	2107	2110	2116	2121	2124		2128	2131	2137	2140		2146	2151	2154
Clapham Junction (CLJ)	10 d	2056	2102	2105	2108	2112	2115	2121	2126	2129	2130u	2133	2136	2142	2145		2151	2156	2159
Earlsfield (EAD)	d	2059	2105	2108	2111	2115	2118	2124	2129	2132		2136	2139	2145	2148		2154	2159	2202
Wimbledon (WIM)	6 d	2103	2109	2112	2115	2119	2122	2128	2133	2136		2140	2143	2149	2152		2158	2203	2206
Raynes Park (RAY)	6 d	2106		2115	2118		2125	2131	2136			2143	2146	2155		2201		2206	
Motspur Park (MOT)	d	2109		2118					2139			2146						2209	
Malden Manor (MAL)	d	2113							2143									2213	
Tolworth (TOL)	d	2115							2145									2215	
Chessington North (CSN)	d	2118							2148									2218	
Chessington South (CSS)	a	2123							2153									2223	
Worcester Park (WCP)	d			2121								2149							
Stoneleigh (SNL)	d			2124								2152							
Ewell West (EWW)	d			2126								2154							
Epsom (EPS)	3 a			2130								2158							
Epsom (EPS)	3 d			2130								2158							
Ashstead (AHD)	d			2134								2202							
Leatherhead (LHD)	d			2141c								2206							
Box Hill & Westhumble (BXW)	d											2211							
Dorking (DKG)	4 a											2214							
New Malden (NEM)	6 d			2121		2128	2134					2149		2158		2204			
Norbiton (NBT)	d			2124			2137					2152				2207			
Kingston (KNG)	a			2127			2140					2155				2210			
Kingston (KNG)	d			2129			2140					2159				2210			
Hampton Wick (HMW)	d			2131			2142					2201				2212			
Teddington (TED)	a			2135			2145					2205				2215			
Strawberry Hill (STW)	a			2138								2208							
Twickenham (TWI)	a			2142								2212							
St Margarets (SMG)	a			2145								2215							
Richmond (RMD)	15 a			2148								2218							
Fulwell (FLW)	d						2149									2219			
Hampton (HMP)	d						2153									2223			
Kempton Park (KMP)	d						2156									2226			
Sunbury (SUU)	d						2158									2228			
Upper Halliford (UPH)	d						2200									2230			
Shepperton (SHP)	a						2205									2235			
Berrylands (BRS)	d					2130									2200				
Surbiton (SUR)	6 d		2116a		2127	2135			2143a	2140a			2157	2205	2159a				2213a
Thames Ditton (THD)	d					2139									2209				
Hampton Court (HMC)	a					2142									2212				
Hinchley Wood (HYW)	d				2132							2202							
Claygate (CLG)	d				2135							2205							
Oxshott (OXS)	d				2139							2209							
Cobham & Stoke D'abernon (CSD)	d				2143							2213							
Bookham (BKA)	d			2146															
Effingham Junction (EFF)	6 d			2151		2147							2219						
Horsley (HSY)	d			2154		2150							2222						
Clandon (CLA)	d			2200		2156							2228						
London Road (Guildford) (LRD)	d			2205		2201							2233						
Guildford (GLD)	a			2209		2207							2239						

NOTES (see introductory pages for explanation of train operator codes and standard symbols)

- a Arrival time
- d Departure time
- u Stops to pick up only
- c Arrives 3 minutes earlier

A To London Waterloo via Mortlake, see table 160

London to Wimbledon, Kingston, Shepperton, Surbiton, Hampton Court, Guildford, Chessington, Epsom and Dorking

Mondays to Fridays

Operator	SW	SW	SW	SW	SW	SW	SW	SW	SW	SW	SW	SW	SW	SW	SW	SW	SW	SW	
Train ID	2D71	2K67	2G69	2J69	2H69	2M69	2F69	1A73	1D69	2K69	2G71	2J71	2L75	2H71	2F71	1A75	2D75	2K71	
Days of operation/Notes 1st Class/Reservations/Bus/Ferry		A						□		A			□			□		A	
London Waterloo (WAT)	15 d	2154	2157	2203	2206	2212	2217	2220	2223	2224	2227	2233	2236	2242	2242	2250	2253	2254	2257
Vauxhall (VXH)	15 d	2158	2201	2207	2210	2216	2221	2224		2228	2231	2237	2240	2246	2254			2258	2301
Clapham Junction (CLJ)	10 d	2203	2206	2212	2215	2221	2226	2229	2230u	2233	2236	2242	2245	2249u	2251	2259	2300u	2303	2306
Earlsfield (EAD)	6 d	2206	2209	2215	2218	2224	2229	2232		2236	2239	2245	2248		2254	2302		2306	2309
Wimbledon (WIM)	6 d	2210	2213	2219	2222	2228	2233	2236		2240	2243	2249	2252		2258	2306		2310	2313
Raynes Park (RAY)	6 d	2213	2216		2225	2231	2236			2243	2246		2255		2301			2313	2316
Motspur Park (MOT)	d	2216					2239			2246								2316	
Malden Manor (MAL)	d						2243												
Tolworth (TOL)	d						2245												
Chessington North (CSN)	d						2248												
Chessington South (CSS)	a						2253												
Worcester Park (WCP)	d	2219								2249									2319
Stoneleigh (SNL)	d	2222								2252									2322
Ewell West (EWW)	d	2224								2254									2324
Epsom (EPS)	3 a	2228								2258									2328
Epsom (EPS)	3 d	2228								2258									2328
Ashstead (AHD)	d	2232								2302									2332
Leatherhead (LHD)	d	2236								2306									2336
Box Hill & Westhumble (BXW)	d									2311									
Dorking (DKG)	4 a									2314									
New Malden (NEM)	6 d		2219		2228	2234				2249		2258		2304					2319
Norbiton (NBT)	d		2222			2237				2252				2307					2322
Kingston (KNG)	a		2225			2240				2255				2310					2325
Kingston (KNG)	d		2229			2240				2259				2310					2329
Hampton Wick (HMW)	d		2231			2242				2301				2312					2331
Teddington (TED)	a		2235			2245				2305				2315					2335
Strawberry Hill (STW)	a		2238							2308									2338
Twickenham (TWI)	a		2242							2312									2342
St Margarets (SMG)	a		2245							2315									2345
Richmond (RMD)	6 a		2248							2318									2348
Fulwell (FLW)	d					2249													2319
Hampton (HMP)	d					2253													2323
Kempton Park (KMP)	d					2256													2326
Sunbury (SUU)	d					2258													2328
Upper Halliford (UPH)	d					2300													2330
Shepperton (SHP)	a					2305													2335
Berrylands (BRS)	d				2230									2300					
Surbiton (SUR)	6 d			2227	2235			2243a	2240a			2257	2305	2259a		2313a	2310a		
Thames Ditton (THD)	d				2239									2309					
Hampton Court (HMC)	a				2242									2312					
Hinchley Wood (HYW)	d				2232									2301					
Claygate (CLG)	d				2235									2304					
Oxshott (OXS)	d				2239									2307					
Cobham & Stoke D'abernon (CSD)	d				2243									2311					
Bookham (BKA)	d	2241																	2341
Effingham Junction (EFF)	6 d	2245			2249									2315					2345
Horsley (HSY)	d	2248			2252									2318					2348
Clandon (CLA)	d	2253			2258									2323					2353
London Road (Guildford) (LRD)	d	2258			2303									2328					2358
Guildford (GLD)	a	2302			2310									2334					0002

NOTES (see introductory pages for explanation of train operator codes and standard symbols)

- a Arrival time
- d Departure time
- u Stops to pick up only

A To London Waterloo via Mortlake, see table 160

London to Wimbledon, Kingston, Shepperton, Surbiton, Hampton Court, Guildford, Chessington, Epsom and Dorking

Mondays to Fridays

Operator	SW	SW	SW	SW	SW	SW	SW	SW	SW	SW	SW	SW	SW	SW	SW	SW	SW	SW	
Train ID	2M71	2G73	2J73	1D73	2L77	2H73	2F73	1A77	1D73	2K73	2K73	2G75	2J75	2H75	2L79	2D77	2M75	2L79	
Days of operation/Notes				FX	□			□	FO	FX	FO A	FO		FO	FO	FX	FO	FX	
1st Class/Reservations/Bus/Ferry																			
London Waterloo (WAT)	15 d	2300	2303	2306	2310	2312	2313	2320	2323	2324	2327	2327	2333	2336	2338	2342	2342	2346	2348
Vauxhall (VXH)	15 d	2304	2307	2310	2314		2317	2324		2328	2331	2331	2337	2340	2343		2346	2350	
Clapham Junction (CLJ)	10 d	2309	2312	2315	2319	2319u	2322	2329	2330u	2333	2336	2336	2342	2345	2348	2350u	2351	2355	2355u
Earlsfield (EAD)	d	2312	2315	2318	2322		2325	2332		2336	2339	2339	2345	2348	2351		2354	2358	
Wimbledon (WIM)	6 d	2316	2319	2322	2326		2329	2336		2340	2343	2343	2349	2352	2355		2358	0002	
Raynes Park (RAY)	6 d	2319		2325	2329		2332			2343	2346	2346		2356	2358		0001	0005	
Motspur Park (MOT)	d	2322			2332					2346							0004	0008	
Malden Manor (MAL)	d	2326																0012	
Tolworth (TOL)	d	2328																0014	
Chessington North (CSN)	d	2331																0017	
Chessington South (CSS)	a	2336																0022	
Worcester Park (WCP)	d				2335					2349								0007	
Stoneleigh (SNL)	d				2338					2352								0010	
Ewell West (EWW)	d				2340					2354								0012	
Epsom (EPS)	3 a				2344					2358								0016	
Epsom (EPS)	3 d				2344					2358								0019	
Ashted (AHD)	d				2348					0002								0023	
Leatherhead (LHD)	d				2352					0006								0026	
Box Hill & Westhumble (BXW)	d				2357					0011									
Dorking (DKG)	4 a				2359					0014									
New Malden (NEM)	6 d			2328			2335				2349	2349		2358	0001				
Norbiton (NBT)	d						2338				2352	2352			0004				
Kingston (KNG)	a						2341				2355	2355			0007				
Kingston (KNG)	d						2341				2355	2355			0007				
Hampton Wick (HMW)	d						2343				2357	2357			0009				
Teddington (TED)	a						2346				2359	2359			0012				
Strawberry Hill (STW)	a										0003	0003							
Twickenham (TWI)	a										0006	0006							
St Margarets (SMG)	a											0009							
Richmond (RMD)	6 a											0012							
Fulwell (FLW)	d						2350								0016				
Hampton (HMP)	d						2354								0020				
Kempton Park (KMP)	d						2357								0023				
Sunbury (SUU)	d						2359								0025				
Upper Halliford (UPH)	d						0001								0027				
Shepperton (SHP)	a						0006								0032				
Berrylands (BRS)	d			2330									2359						
Surbiton (SUR)	6 d		2327	2335		2337a		2344a	2341a				2357	0005		0001a			0005a
Thames Ditton (THD)	d			2339										0009					
Hampton Court (HMC)	a			2342										0012					
Hinchley Wood (HYW)	d			2332									0001						
Claygate (CLG)	d			2335									0004						
Oxshott (OXS)	d			2339									0007						
Cobham & Stoke D'abernon (CSD)	d			2343									0011						
Bookham (BKA)	d																	0032	
Effingham Junction (EFF)	6 d		2349										0015					0036	
Horsley (HSY)	d		2352										0018					0039	
Clandon (CLA)	d		2358										0023					0044	
London Road (Guildford) (LRD)	d		0003										0028					0049	
Guildford (GLD)	a		0009										0034					0053	

NOTES (see introductory pages for explanation of train operator codes and standard symbols)

- a Arrival time
- d Departure time
- u Stops to pick up only

A To London Waterloo via Mortlake, see table 160

- FO Fridays only
- FX Not Fridays

London to Wimbledon, Kingston, Shepperton, Surbiton, Hampton Court, Guildford, Chessington, Epsom and Dorking

Mondays to Fridays

Operator	SW	SW	SW	SW	SW	SW	SW	SW	SW	SW	SW	SW	SW	SW	
Train ID	2G77	2F75	2D77	1A79	2H77	2G77	2F77	2H77	2L81	2F77	1D81	2F79	2K77	1B01	
Days of operation/Notes	FX	FO	FO	FO	FX	SM	TFM	SM	SM	SM	SM	SM	SM	SM	
1st Class/Reservations/Bus/Ferry				□					□					□	
London Waterloo (WAT)	15 d	2350	2350	2353	2356	2357	0003	0009	0012	0013	0020	0025	0036	0042	0105
Vauxhall (VXH)	d	2354	2354	2357		0001	0007	0013	0016		0024	0029	0041	0046	0109
Clapham Junction (CLJ)	10 d	2359	2359	0002	0003u	0006	0012	0018	0021	0021u	0031c	0036c	0046	0051	0115
Earlsfield (EAD)	d	0002	0002	0005		0009	0015	0021	0024		0034	0039	0049s		
Wimbledon (WIM)	6 d	0006	0006	0009		0013	0019	0025	0028		0038	0043	0053	0105f	0120s
Raynes Park (RAY)	6 d			0012		0016			0031			0046	0056	0108	
Motspur Park (MOT)	d			0015								0049			
Malden Manor (MAL)	d														
Tolworth (TOL)	d														
Chessington North (CSN)	d														
Chessington South (CSS)	a														
Worcester Park (WCP)	d			0018								0052			
Stoneleigh (SNL)	d			0021								0055			
Ewell West (EWW)	d			0023								0057			
Epsom (EPS)	3 a			0027								0101			
Epsom (EPS)	3 d			0027								0101			
Ashstead (AHD)	d			0031								0105			
Leatherhead (LHD)	d			0035								0109			
Box Hill & Westhumble (BXW)	d											0114			
Dorking (DKG)	4 a											0117			
New Malden (NEM)	6 d					0019			0034				0059	0111	
Norbiton (NBT)	d					0022			0037					0114	
Kingston (KNG)	a					0025			0040					0117	
Kingston (KNG)	d					0025			0040					0117	
Hampton Wick (HMW)	d					0027			0042					0119s	
Teddington (TED)	a					0030			0045					0122s	
Strawberry Hill (STW)	a													0126	
Twickenham (TWI)	a														
St Margarets (SMG)	a														
Richmond (RMD)	a														
Fulwell (FLW)	d					0034			0049						
Hampton (HMP)	d					0038			0053						
Kempton Park (KMP)	d					0041			0056						
Sunbury (SUU)	d					0043			0058						
Upper Halliford (UPH)	d					0045			0100						
Shepperton (SHP)	a					0050			0105						
Berrylands (BRS)	d												0101s		
Surbiton (SUR)	6 d	0014	0014a		0013a		0027	0035		0032a	0046		0105a		0128a
Thames Ditton (THD)	d														
Hampton Court (HMC)	a														
Hinchley Wood (HYW)	d	0018						0031							
Claygate (CLG)	d	0020						0033							
Oxshott (OXS)	d	0024						0037							
Cobham & Stoke D'abernon (CSD)	d	0027						0040							
Bookham (BKA)	d			0040											
Effingham Junction (EFF)	6 d	0032		0044				0048							
Horsley (HSY)	d	0034		0046				0050							
Clandon (CLA)	d	0039		0051				0055							
London Road (Guildford) (LRD)	d	0044		0056				0100							
Guildford (GLD)	a	0050		0100				0107	0107		0118				

NOTES (see introductory pages for explanation of train operator codes and standard symbols)

- a Arrival time
- d Departure time
- s Stops to set down only
- u Stops to pick up only
- c Arrives 3 minutes earlier
- f Arrives 9 minutes earlier

- FO Fridays only
- FX Not Fridays
- SM Saturday mornings
- TFM Tuesday to Friday mornings

London to Wimbledon, Kingston, Shepperton, Surbiton, Hampton Court, Guildford, Chessington, Epsom and Dorking

Saturdays

Operator	SW	SW	SW	SW	SW	SW	SW	SW	SW	SW	SW	SW	SW	SW	SW	SW	SW	SW	
Train ID	2H01	2P07	1W51	2F03	2K03	2J05	2L09	2H05	2M05	2F05	1D07	2K05	2G07	2J07	2T13	2H07	2M07	2F07	
Days of operation/Notes 1st Class/Reservations/Bus/Ferry		□	□		A		□					A			□				
London Waterloo (WAT)	15 d	0512	0520	0530	0550		0606	0612	0612	0617	0620		0627	0633	0636	0642	0642	0647	0650
Vauxhall (VXH)	15 d	0516	0524		0554		0610	0616	0621	0624		0631	0637	0640		0646	0651	0654	
Clapham Junction (CLJ)	10 d	0521	0529	0537u	0559		0615	0619u	0621	0626	0629		0636	0642	0645	0649u	0651	0656	0659
Earlsfield (EAD)	10 d	0524	0532		0602		0618		0624	0629	0632		0639	0645	0648		0654	0659	0702
Wimbledon (WIM)	6 d	0528	0536	0543	0606	0613	0622		0628	0633	0636	0639	0643	0649	0652		0658	0703	0706
Raynes Park (RAY)	6 d	0531				0617	0625		0631	0636		0643	0646	0655		0701	0706		
Motspur Park (MOT)	d									0639		0646							0709
Malden Manor (MAL)	d									0643									0713
Tolworth (TOL)	d									0645									0715
Chessington North (CSN)	d									0648									0718
Chessington South (CSS)	a									0651									0721
Worcester Park (WCP)	d											0649							
Stoneleigh (SNL)	d											0652							
Ewell West (EWW)	d											0654							
Epsom (EPS)	3 a											0658							
Epsom (EPS)	3 d											0659							
Ashstead (AHD)	d											0703							
Leatherhead (LHD)	d											0707							
Box Hill & Westhumble (BXW)	d											0712							
Dorking (DKG)	4 a											0715							
New Malden (NEM)	6 d	0534				0619	0628		0634				0649		0658		0704		
Norbiton (NBT)	d	0537				0623			0637				0652				0707		
Kingston (KNG)	a	0540				0625			0640				0655				0710		
Kingston (KNG)	d	0540				0629			0640				0659				0710		
Hampton Wick (HMW)	d	0542				0631			0642				0701				0712		
Teddington (TED)	a	0545				0635			0645				0705				0715		
Strawberry Hill (STW)	a					0638							0708						
Twickenham (TWI)	a					0642							0712						
St Margarets (SMG)	a					0645							0715						
Richmond (RMD)	6 a					0648							0718						
Fulwell (FLW)	d	0549							0649										0719
Hampton (HMP)	d	0553							0653										0723
Kempton Park (KMP)	d	0556							0656										0726
Sunbury (SUU)	d	0558							0658										0728
Upper Halliford (UPH)	d	0600							0700										0730
Shepperton (SHP)	a	0603							0703										0733
Berrylands (BRS)	d						0630								0700				
Surbiton (SUR)	6 d		0544	0550a	0614		0635	0629a			0643a		0657		0705	0659a			0713a
Thames Ditton (THD)	d						0639								0709				
Hampton Court (HMC)	a						0642								0712				
Hinchley Wood (HYW)	d												0702						
Claygate (CLG)	d												0705						
Oxshott (OXS)	d												0709						
Cobham & Stoke D'abernon (CSD)	d												0713						
Bookham (BKA)	d																		
Effingham Junction (EFF)	6 d												0719						
Horsley (HSY)	d												0722						
Clandon (CLA)	d												0728						
London Road (Guildford) (LRD)	d												0733						
Guildford (GLD)	a		0623		0646								0739						

NOTES (see introductory pages for explanation of train operator codes and standard symbols)

- a Arrival time
- d Departure time
- u Stops to pick up only

A To London Waterloo via Mortlake, see table 160

London to Wimbledon, Kingston, Shepperton, Surbiton, Hampton Court, Guildford, Chessington, Epsom and Dorking

Saturdays

Operator	SW	SW	SW	SW	SW	SW	SW	SW	SW	SW	SW	SW	SW	SW	SW	SW	SW	SW	
Train ID	1A11	2D07	2K07	2G09	2J09	2L97	2H09	2M09	2F09	1A13	1D09	2K09	2G11	2J11	2L99	2H11	2M11	2F11	
Days of operation/Notes			A									A							
1st Class/Reservations/Bus/Ferry	□					□				□					□				
London Waterloo (WAT)	15 d	0654	0654	0657	0703	0706	0712	0712	0717	0720	0724	0724	0727	0733	0736	0742	0742	0747	0750
Vauxhall (VXH)	d		0658	0701	0707	0710		0716	0721	0724		0728	0731	0737	0740		0746	0751	0754
Clapham Junction (CLJ)	10 d	0701u	0703	0706	0712	0715	0720u	0721	0726	0729	0731u	0733	0736	0742	0745		0751	0756	0759
Earlsfield (EAD)	d		0706	0709	0715	0718		0724	0729	0732		0736	0739	0745	0748		0754	0759	0802
Wimbledon (WIM)	6 d		0710	0713	0719	0722		0728	0733	0736		0740	0743	0749	0752		0758	0803	0806
Raynes Park (RAY)	6 d		0713	0716		0725		0731	0736			0743	0746	0755		0801	0806		
Motspur Park (MOT)	d		0716					0739				0746						0809	
Malden Manor (MAL)	d							0743										0813	
Tolworth (TOL)	d							0745										0815	
Chessington North (CSN)	d							0748										0818	
Chessington South (CSS)	a							0751										0821	
Worcester Park (WCP)	d		0719									0749							
Stoneleigh (SNL)	d		0722									0752							
Ewell West (EWW)	d		0724									0754							
Epsom (EPS)	3 a		0730									0758							
Epsom (EPS)	3 d		0731									0758							
Ashstead (AHD)	d		0735									0802							
Leatherhead (LHD)	d		0738									0806							
Box Hill & Westhumble (BXW)	d											0811							
Dorking (DKG)	4 a											0814							
New Malden (NEM)	6 d			0719		0728		0734					0749		0758		0804		
Norbiton (NBT)	d			0722				0737					0752				0807		
Kingston (KNG)	a			0725				0740					0755				0810		
Kingston (KNG)	d			0729				0740					0759				0810		
Hampton Wick (HMW)	d			0731				0742					0801				0812		
Teddington (TED)	a			0735				0745					0805				0815		
Strawberry Hill (STW)	a			0738									0808						
Twickenham (TWI)	a			0742									0812						
St Margarets (SMG)	a			0745									0815						
Richmond (RMD)	6 a			0748									0818						
Fulwell (FLW)	d							0749										0819	
Hampton (HMP)	d							0753										0823	
Kempton Park (KMP)	d							0756										0826	
Sunbury (SUU)	d							0758										0828	
Upper Halliford (UPH)	d							0800										0830	
Shepperton (SHP)	a							0803										0833	
Berrylands (BRS)	d					0730									0800				
Surbiton (SUR)	6 d	0711a			0727	0735	0730a			0743a	0741a			0757	0805	0759a			0813a
Thames Ditton (THD)	d					0739									0809				
Hampton Court (HMC)	a					0742									0812				
Hinchley Wood (HYW)	d				0732								0802						
Claygate (CLG)	d				0735								0805						
Oxshott (OXS)	d				0739								0809						
Cobham & Stoke D'abernon (CSD)	d				0743								0813						
Bookham (BKA)	d		0744																
Effingham Junction (EFF)	6 d		0748		0752								0819						
Horsley (HSY)	d		0750		0755								0822						
Clandon (CLA)	d		0755		0800								0828						
London Road (Guildford) (LRD)	d		0800		0806								0833						
Guildford (GLD)	a		0804		0812								0839						

NOTES (see introductory pages for explanation of train operator codes and standard symbols)

- a Arrival time
- d Departure time
- u Stops to pick up only

A To London Waterloo via Mortlake, see table 160

London to Wimbledon, Kingston, Shepperton, Surbiton, Hampton Court, Guildford, Chessington, Epsom and Dorking

Saturdays

Operator	SW	SW	SW	SW	SW	SW	SW	SW	SW	SW	SW	SW	SW	SW	SW	SW	SW	SW	
Train ID	1A15	2D11	2K11	2G13	2J13	2L17	2H13	2M13	2F13	1A17	1D13	2K13	2G15	2J15	2L19	2H15	2M15	2F15	
Days of operation/Notes 1st Class/Reservations/Bus/Ferry	□		A			□				□		A			□				
London Waterloo (WAT)	15 d	0754	0754	0757	0803	0806	0812	0812	0817	0820	0824	0824	0827	0833	0836	0842	0842	0847	0850
Vauxhall (VXH)	d		0758	0801	0807	0810		0816	0821	0824		0828	0831	0837	0840		0846	0851	0854
Clapham Junction (CLJ)	10 d	0801u	0803	0806	0812	0815	0819u	0821	0826	0829	0831u	0833	0836	0842	0845		0851	0856	0859
Earlsfield (EAD)	d		0806	0809	0815	0818		0824	0829	0832		0836	0839	0845	0848		0854	0859	0902
Wimbledon (WIM)	6 d		0810	0813	0819	0822		0828	0833	0836		0840	0843	0849	0852		0858	0903	0906
Raynes Park (RAY)	6 d		0813	0816		0825		0831	0836			0843	0846	0855		0901	0906		
Motspur Park (MOT)	d		0816					0839				0846						0909	
Malden Manor (MAL)	d							0843										0913	
Tolworth (TOL)	d							0845										0915	
Chessington North (CSN)	d							0848										0918	
Chessington South (CSS)	a							0851										0921	
Worcester Park (WCP)	d		0819									0849							
Stoneleigh (SNL)	d		0822									0852							
Ewell West (EWW)	d		0824									0854							
Epsom (EPS)	3 a		0828									0858							
Epsom (EPS)	3 d		0828									0858							
Ashstead (AHD)	d		0832									0902							
Leatherhead (LHD)	d		0836									0906							
Box Hill & Westhumble (BXW)	d											0911							
Dorking (DKG)	4 a											0914							
New Malden (NEM)	6 d			0819		0828		0834					0849		0858		0904		
Norbiton (NBT)	d			0822				0837					0852				0907		
Kingston (KNG)	a			0825				0840					0855				0910		
Kingston (KNG)	d			0829				0840					0859				0910		
Hampton Wick (HMW)	d			0831				0842					0901				0912		
Teddington (TED)	a			0835				0845					0905				0915		
Strawberry Hill (STW)	a			0838									0908						
Twickenham (TWI)	a			0842									0912						
St Margarets (SMG)	a			0845									0917						
St Richmond (RMD)	6 a			0848									0920						
Fulwell (FLW)	d							0849									0919		
Hampton (HMP)	d							0853									0923		
Kempton Park (KMP)	d							0856									0926		
Sunbury (SUU)	d							0858									0928		
Upper Halliford (UPH)	d							0900									0930		
Shepperton (SHP)	a							0903									0933		
Berrylands (BRS)	d					0830									0900				
Surbiton (SUR)	6 d	0811a			0827	0835	0829a			0843a	0841a			0857	0905	0859a			0913a
Thames Ditton (THD)	d					0839									0909				
Hampton Court (HMC)	a					0842									0912				
Hinchley Wood (HYW)	d				0832								0902						
Claygate (CLG)	d				0835								0905						
Oxshott (OXS)	d				0839								0909						
Cobham & Stoke D'abernon (CSD)	d				0843								0913						
Bookham (BKA)	d		0841																
Effingham Junction (EFF)	6 d		0845		0849								0919						
Horsley (HSY)	d		0848		0852								0922						
Clandon (CLA)	d		0853		0858								0928						
London Road (Guildford) (LRD)	d		0858		0903								0933						
Guildford (GLD)	a		0902		0909								0939						

NOTES (see introductory pages for explanation of train operator codes and standard symbols)

- a Arrival time
- d Departure time
- u Stops to pick up only

A To London Waterloo via Mortlake, see table 160

London to Wimbledon, Kingston, Shepperton, Surbiton, Hampton Court, Guildford, Chessington, Epsom and Dorking

Saturdays

Operator	SW	SW	SW	SW	SW	SW	SW	SW	SW	SW	SW	SW	SW	SW	SW	SW	SW	SW	
Train ID	1A19	2D15	2K15	2G17	2J17	2L21	2H17	2M17	2F17	1A21	1D17	2K17	2G19	2J19	2L23	2H19	2M19	2F19	
Days of operation/Notes 1st Class/Reservations/Bus/Ferry	□		A			□				□		A			□				
London Waterloo (WAT)	15 d	0854	0854	0857	0903	0906	0912	0912	0917	0920	0924	0924	0927	0933	0936	0942	0942	0947	0950
Vauxhall (VXH)	d		0858	0901	0907	0910		0916	0921	0924		0928	0931	0937	0940		0946	0951	0954
Clapham Junction (CLJ)	10 d	0901u	0903	0906	0912	0915	0919u	0921	0926	0929	0931u	0933	0936	0942	0945		0951	0956	0959
Earlsfield (EAD)	d		0906	0909	0915	0918		0924	0929	0932		0936	0939	0945	0948		0954	0959	1002
Wimbledon (WIM)	6 d		0910	0913	0919	0922		0928	0933	0936		0940	0943	0949	0952		0958	1003	1006
Raynes Park (RAY)	6 d		0913	0916		0925		0931	0936			0943	0946	0955		1001	1006		
Motspur Park (MOT)	d		0916						0939			0946							1009
Malden Manor (MAL)	d								0943										1013
Tolworth (TOL)	d								0945										1015
Chessington North (CSN)	d								0948										1018
Chessington South (CSS)	a								0951										1021
Worcester Park (WCP)	d		0919									0949							
Stoneleigh (SNL)	d		0922									0952							
Ewell West (EWW)	d		0924									0954							
Epsom (EPS)	3 a		0928									0958							
Epsom (EPS)	3 d		0928									0958							
Ashstead (AHD)	d		0932									1002							
Leatherhead (LHD)	d		0936									1006							
Box Hill & Westhumble (BXW)	d											1011							
Dorking (DKG)	4 a											1014							
New Malden (NEM)	6 d			0919		0928		0934					0949		0958		1004		
Norbiton (NBT)	d			0922				0937					0952				1007		
Kingston (KNG)	a			0925				0940					0955				1010		
Kingston (KNG)	d			0929				0940					0959				1010		
Hampton Wick (HMW)	d			0931				0942					1001				1012		
Teddington (TED)	a			0935				0945					1005				1015		
Strawberry Hill (STW)	a			0938									1008						
Twickenham (TWI)	a			0942									1012						
St Margarets (SMG)	a			0945									1015						
Richmond (RMD)	6 a			0948									1018						
Fulwell (FLW)	d							0949											1019
Hampton (HMP)	d							0953											1023
Kempton Park (KMP)	d							0956											1026
Sunbury (SUU)	d							0958											1028
Upper Halliford (UPH)	d							1000											1030
Shepperton (SHP)	a							1003											1033
Berrylands (BRS)	d					0930								1000					
Surbiton (SUR)	6 d	0911a			0927	0935	0929a			0943a	0941a			0957	1000	1005	0959a		1013a
Thames Ditton (THD)	d					0939									1009				
Hampton Court (HMC)	a					0942									1012				
Hinchley Wood (HYW)	d				0932								1002						
Claygate (CLG)	d				0935								1005						
Oxshott (OXS)	d				0939								1009						
Cobham & Stoke D'abernon (CSD)	d				0943								1013						
Bookham (BKA)	d		0941																
Effingham Junction (EFF)	6 d		0945		0949								1019						
Horsley (HSY)	d		0948		0952								1022						
Clandon (CLA)	d		0953		0958								1028						
London Road (Guildford) (LRD)	d		0958		1003								1033						
Guildford (GLD)	a		1002		1009								1039						

NOTES (see introductory pages for explanation of train operator codes and standard symbols)

- a Arrival time
- d Departure time
- u Stops to pick up only

A To London Waterloo via Mortlake, see table 160

London to Wimbledon, Kingston, Shepperton, Surbiton, Hampton Court, Guildford, Chessington, Epsom and Dorking

Saturdays

Operator	SW	SW	SW	SW	SW	SW	SW	SW	SW	SW	SW	SW	SW	SW	SW	SW	SW	SW	
Train ID	1A23	2D19	2K19	2G21	2J21	2L25	2H21	2M21	2F21	1A25	1D21	2K21	2G23	2J23	2L27	2H23	2M23	2F23	
Days of operation/Notes			A									A							
1st Class/Reservations/Bus/Ferry	□					□				□					□				
London Waterloo (WAT)	15 d	0954	0954	0957	1003	1006	1012	1012	1017	1020	1024	1024	1027	1033	1036	1042	1042	1047	1050
Vauxhall (VXH)	d		0958	1001	1007	1010		1016	1021	1024		1028	1031	1037	1040		1046	1051	1054
Clapham Junction (CLJ)	10 d	1001u	1003	1006	1012	1015	1019u	1021	1026	1029	1031u	1033	1036	1042	1045		1051	1056	1059
Earlsfield (EAD)	d		1006	1009	1015	1018		1024	1029	1032		1036	1039	1045	1048		1054	1059	1102
Wimbledon (WIM)	6 d		1010	1013	1019	1022		1028	1033	1036		1040	1043	1049	1052		1058	1103	1106
Raynes Park (RAY)	6 d		1013	1016		1025		1031	1036			1043	1046	1055		1101	1106		
Motspur Park (MOT)	d		1016					1039				1046							1109
Malden Manor (MAL)	d							1043											1113
Tolworth (TOL)	d							1045											1115
Chessington North (CSN)	d							1048											1118
Chessington South (CSS)	a							1051											1121
Worcester Park (WCP)	d		1019									1049							
Stoneleigh (SNL)	d		1022									1052							
Ewell West (EWW)	d		1024									1054							
Epsom (EPS)	3 a		1028									1058							
Epsom (EPS)	3 d		1028									1058							
Ashstead (AHD)	d		1032									1102							
Leatherhead (LHD)	d		1036									1106							
Box Hill & Westhumble (BXW)	d											1111							
Dorking (DKG)	4 a											1114							
New Malden (NEM)	6 d			1019		1028		1034					1049		1058		1104		
Norbiton (NBT)	d			1022				1037					1052				1107		
Kingston (KNG)	a			1025				1040					1055				1110		
Kingston (KNG)	d			1029				1040					1059				1110		
Hampton Wick (HMW)	d			1031				1042					1101				1112		
Teddington (TED)	a			1035				1045					1105				1115		
Strawberry Hill (STW)	a			1038									1108						
Twickenham (TWI)	a			1042									1112						
St Margarets (SMG)	a			1045									1115						
Richmond (RMD)	6 a			1048									1118						
Fulwell (FLW)	d							1049											1119
Hampton (HMP)	d							1053											1123
Kempton Park (KMP)	d							1056											1126
Sunbury (SUU)	d							1058											1128
Upper Halliford (UPH)	d							1100											1130
Shepperton (SHP)	a							1103											1133
Berrylands (BRS)	d					1030									1100				
Surbiton (SUR)	6 d	1011a			1027	1035	1029a			1043a	1041a			1057	1105	1059a			1113a
Thames Ditton (THD)	d					1039									1109				
Hampton Court (HMC)	a					1042									1112				
Hinchley Wood (HYW)	d				1032									1102					
Claygate (CLG)	d				1035									1105					
Oxshott (OXS)	d				1039									1109					
Cobham & Stoke D'abernon (CSD)	d				1043									1113					
Bookham (BKA)	d		1041																
Effingham Junction (EFF)	6 d		1045		1049								1119						
Horsley (HSY)	d		1048		1052								1122						
Clandon (CLA)	d		1053		1058								1128						
London Road (Guildford) (LRD)	d		1058		1103								1133						
Guildford (GLD)	a		1102		1109								1139						














NOTES (see introductory pages for explanation of train operator codes and standard symbols)

- a Arrival time
- d Departure time
- u Stops to pick up only

A To London Waterloo via Mortlake, see table 160

London to Wimbledon, Kingston, Shepperton, Surbiton, Hampton Court, Guildford, Chessington, Epsom and Dorking

Saturdays

Operator Train ID Days of operation/Notes 1st Class/Reservations/Bus/Ferry	SW	SW	SW	SW	SW	SW	SW	SW	SW	SW	SW	SW	SW	SW	SW	SW	SW	SW
	1A27	2D23	2K23 A	2G25	2J25	2L29	2H25	2M25	2F25	1A29	1D25	2K25 A	2G27	2J27	2L31	2H27	2M27	2F27
London Waterloo (WAT)  d	1054	1054	1057	1103	1106	1112	1112	1117	1120	1124	1124	1127	1133	1136	1142	1142	1147	1150
Vauxhall (VXH)  d		1058	1101	1107	1110		1116	1121	1124		1128	1131	1137	1140		1146	1151	1154
Clapham Junction (CLJ)  d	1101u	1103	1106	1112	1115	1119u	1121	1126	1129	1131u	1133	1136	1142	1145		1151	1156	1159
Earlsfield (EAD)  d		1106	1109	1115	1118		1124	1129	1132		1136	1139	1145	1148		1154	1159	1202
Wimbledon (WIM)  d		1110	1113	1119	1122		1128	1133	1136		1140	1143	1151	1154		1158	1203	1206
Raynes Park (RAY)  d		1113	1116		1125		1131	1136			1143	1146		1157		1201	1206	
Motspur Park (MOT) d		1116						1139			1146							1209
Malden Manor (MAL) d								1143										1213
Tolworth (TOL) d								1145										1215
Chessington North (CSN) d								1148										1218
Chessington South (CSS) a								1151										1221
Worcester Park (WCP) d		1119									1149							
Stoneleigh (SNL) d		1122									1152							
Ewell West (EWW) d		1124									1154							
Epsom (EPS)  a		1128									1158							
Epsom (EPS)  d		1128									1158							
Ashstead (AHD) d		1132									1202							
Leatherhead (LHD) d		1136									1206							
Box Hill & Westhumble (BXW) d											1211							
Dorking (DKG)  a											1214							
New Malden (NEM)  d			1119		1128		1134					1149		1159		1204		
Norbiton (NBT) d			1122				1137					1152				1207		
Kingston (KNG) a			1125				1140					1155				1210		
Kingston (KNG) d			1129				1140					1159				1210		
Hampton Wick (HMW) d			1131				1142					1201				1212		
Teddington (TED) a			1135				1145					1205				1215		
Strawberry Hill (STW) a			1138									1208						
Twickenham (TWI) a			1142									1212						
St Margarets (SMG) a			1145									1215						
Richmond (RMD)  a			1148									1218						
Fulwell (FLW) d							1149											1219
Hampton (HMP) d							1153											1223
Kempton Park (KMP) d							1156											1226
Sunbury (SUU) d							1158											1228
Upper Halliford (UPH) d							1200											1230
Shepperton (SHP) a							1203											1233
Berrylands (BRS) d					1130									1202				
Surbiton (SUR)  d	1111a			1127	1135	1129a			1143a	1141a			1158	1206	1159a			1213a
Thames Ditton (THD) d					1139											1210		
Hampton Court (HMC) a					1142											1213		
Hinchley Wood (HYW) d				1132									1203					
Claygate (CLG) d				1135									1206					
Oxshott (OXS) d				1139									1210					
Cobham & Stoke D'abernon (CSD) d				1143									1214					
Bookham (BKA) d		1141																
Effingham Junction (EFF)  d		1145		1149									1219					
Horsley (HSY) d		1148		1152									1222					
Clandon (CLA) d		1153		1158									1228					
London Road (Guildford) (LRD) d		1158		1203									1233					
Guildford (GLD) a		1202		1209									1239					

NOTES (see introductory pages for explanation of train operator codes and standard symbols)

- a Arrival time
- d Departure time
- u Stops to pick up only

A To London Waterloo via Mortlake, see table 160

London to Wimbledon, Kingston, Shepperton, Surbiton, Hampton Court, Guildford, Chessington, Epsom and Dorking

Saturdays

Operator	SW	SW	SW	SW	SW	SW	SW	SW	SW	SW	SW	SW	SW	SW	SW	SW	SW	SW	
Train ID	1A31	2D27	2K27	2G29	2J29	2L33	2H29	2M29	2F29	1A33	1D29	2K29	2G31	2J31	2L35	2H31	2M31	2F31	
Days of operation/Notes			A									A							
1st Class/Reservations/Bus/Ferry	1					1				1					1				
London Waterloo (WAT)	15 d	1154	1154	1157	1203	1206	1212	1212	1217	1220	1224	1224	1227	1233	1236	1242	1242	1247	1250
Vauxhall (VXH)	d		1158	1201	1207	1210		1216	1221	1224		1228	1231	1237	1240		1246	1251	1254
Clapham Junction (CLJ)	10 d	1201u	1203	1206	1212	1215	1219u	1221	1226	1229	1231u	1233	1236	1242	1245		1251	1256	1259
Earlsfield (EAD)	d		1206	1209	1215	1218		1224	1229	1232		1236	1239	1245	1248		1254	1259	1302
Wimbledon (WIM)	6 d		1210	1213	1219	1222		1228	1233	1236		1240	1243	1249	1252		1258	1303	1306
Raynes Park (RAY)	6 d		1213	1216		1225		1231	1236			1243	1246	1255		1301	1306		
Motspur Park (MOT)	d		1216						1239			1246							1309
Malden Manor (MAL)	d								1243										1313
Tolworth (TOL)	d								1245										1315
Chessington North (CSN)	d								1248										1318
Chessington South (CSS)	a								1251										1321
Worcester Park (WCP)	d		1219									1249							
Stoneleigh (SNL)	d		1222									1252							
Ewell West (EWW)	d		1224									1254							
Epsom (EPS)	3 a		1228									1258							
Epsom (EPS)	3 d		1228									1258							
Ashstead (AHD)	d		1232									1302							
Leatherhead (LHD)	d		1236									1306							
Box Hill & Westhumble (BXW)	d											1311							
Dorking (DKG)	4 a											1314							
New Malden (NEM)	6 d			1219		1228		1234					1249		1258		1304		
Norbiton (NBT)	d			1222				1237					1252				1307		
Kingston (KNG)	a			1225				1240					1255				1310		
Kingston (KNG)	d			1229				1240					1259				1310		
Hampton Wick (HMW)	d			1231				1242					1301				1312		
Teddington (TED)	a			1235				1245					1305				1315		
Strawberry Hill (STW)	a			1238									1308						
Twickenham (TWI)	a			1242									1312						
St Margarets (SMG)	a			1245									1315						
Richmond (RMD)	6 a			1248									1318						
Fulwell (FLW)	d							1249											1319
Hampton (HMP)	d							1253											1323
Kempton Park (KMP)	d							1256											1326
Sunbury (SUU)	d							1258											1328
Upper Halliford (UPH)	d							1300											1330
Shepperton (SHP)	a							1303											1333
Berrylands (BRS)	d					1230								1300					
Surbiton (SUR)	6 d	1211a			1227	1235	1229a			1243a	1241a			1257	1305	1259a			1313a
Thames Ditton (THD)	d					1239									1309				
Hampton Court (HMC)	a					1242									1312				
Hinchley Wood (HYW)	d				1232									1302					
Claygate (CLG)	d				1235									1305					
Oxshott (OXS)	d				1239									1309					
Cobham & Stoke D'abernon (CSD)	d				1243									1313					
Bookham (BKA)	d		1241																
Effingham Junction (EFF)	6 d		1245		1249									1319					
Horsley (HSY)	d		1248		1252									1322					
Clandon (CLA)	d		1253		1258									1328					
London Road (Guildford) (LRD)	d		1258		1303									1333					
Guildford (GLD)	a		1302		1309									1339					

NOTES (see introductory pages for explanation of train operator codes and standard symbols)

- a Arrival time
- d Departure time
- u Stops to pick up only

A To London Waterloo via Mortlake, see table 160

London to Wimbledon, Kingston, Shepperton, Surbiton, Hampton Court, Guildford, Chessington, Epsom and Dorking

Saturdays

Operator Train ID Days of operation/Notes 1st Class/Reservations/Bus/Ferry	SW	SW	SW	SW	SW	SW	SW	SW	SW	SW	SW	SW	SW	SW	SW	SW	SW	SW	
	1A35	2D31	2K31 A	2G33	2J33	2L37	2H33	2M33	2F33	1A37	1D33	2K33 A	2G35	2J35	2L39	2H35	2M35	2F35	
London Waterloo (WAT)	15 d	1254	1254	1257	1303	1306	1312	1312	1317	1320	1324	1324	1327	1333	1336	1342	1342	1347	1350
Vauxhall (VXH)	15 d		1258	1301	1307	1310		1316	1321	1324		1328	1331	1337	1340		1346	1351	1354
Clapham Junction (CLJ)	10 d	1301u	1303	1306	1312	1315	1319u	1321	1326	1329	1331u	1333	1336	1342	1345		1351	1356	1359
Earlsfield (EAD)			1306	1309	1315	1318		1324	1329	1332		1336	1339	1345	1348		1354	1359	1402
Wimbledon (WIM)	6 d		1310	1313	1319	1322		1328	1333	1336		1340	1343	1349	1352		1358	1403	1406
Raynes Park (RAY)	6 d		1313	1316		1325		1331	1336			1343	1346	1355		1401	1406		
Motspur Park (MOT)	d		1316						1339			1346							1409
Malden Manor (MAL)	d								1343										1413
Tolworth (TOL)	d								1345										1415
Chessington North (CSN)	d								1348										1418
Chessington South (CSS)	a								1351										1421
Worcester Park (WCP)	d		1319									1349							
Stoneleigh (SNL)	d		1322									1352							
Ewell West (EWW)	d		1324									1354							
Epsom (EPS)	3 a		1328									1358							
Epsom (EPS)	3 d		1328									1358							
Ashstead (AHD)	d		1332									1402							
Leatherhead (LHD)	d		1336									1406							
Box Hill & Westhumble (BXW)	d											1411							
Dorking (DKG)	4 a											1414							
New Malden (NEM)	6 d			1319		1328		1334					1349		1358		1404		
Norbiton (NBT)	d			1322				1337					1352				1407		
Kingston (KNG)	a			1325				1340					1355				1410		
Kingston (KNG)	d			1329				1340					1359				1410		
Hampton Wick (HMW)	d			1331				1342					1401				1412		
Teddington (TED)	a			1335				1345					1405				1415		
Strawberry Hill (STW)	a			1338									1408						
Twickenham (TWI)	a			1342									1412						
St Margarets (SMG)	a			1345									1415						
Rimond (RMD)	6 a			1348									1418						
Fulwell (FLW)	d							1349											1419
Hampton (HMP)	d							1353											1423
Kempton Park (KMP)	d							1356											1426
Sunbury (SUU)	d							1358											1428
Upper Halliford (UPH)	d							1400											1430
Shepperton (SHP)	a							1403											1433
Berrylands (BRS)	d					1330								1400					
Surbiton (SUR)	6 d	1311a			1327	1335	1329a			1343a	1341a			1357	1405	1359a			1413a
Thames Ditton (THD)	d					1339									1409				
Hampton Court (HMC)	a					1342									1412				
Hinchley Wood (HYW)	d				1332								1402						
Claygate (CLG)	d				1335								1405						
Oxshott (OXS)	d				1339								1409						
Cobham & Stoke D'abernon (CSD)	d				1343								1413						
Bookham (BKA)	d		1341																
Effingham Junction (EFF)	6 d		1345		1349								1419						
Horsley (HSY)	d		1348		1352								1422						
Clandon (CLA)	d		1353		1358								1428						
London Road (Guildford) (LRD)	d		1358		1403								1433						
Guildford (GLD)	a		1402		1409								1439						














NOTES (see introductory pages for explanation of train operator codes and standard symbols)

- a Arrival time
- d Departure time
- u Stops to pick up only

A To London Waterloo via Mortlake, see table 160

London to Wimbledon, Kingston, Shepperton, Surbiton, Hampton Court, Guildford, Chessington, Epsom and Dorking

Saturdays

Operator Train ID Days of operation/Notes 1st Class/Reservations/Bus/Ferry	SW	SW	SW	SW	SW	SW	SW	SW	SW	SW	SW	SW	SW	SW	SW	SW	SW	SW
	1A39	2D35	2K35 A	2G37	2J37	2L41	2H37	2M37	2F37	1A41	1D37	2K37 A	2G39	2J39	2L43	2H39	2M39	2F39
London Waterloo (WAT)  d	1354	1354	1357	1403	1406	1412	1412	1417	1420	1424	1424	1427	1433	1436	1442	1442	1447	1450
Vauxhall (VXH)  d		1358	1401	1407	1410		1416	1421	1424		1428	1431	1437	1440		1446	1451	1454
Clapham Junction (CLJ)  d	1401u	1403	1406	1412	1415	1419u	1421	1426	1429	1431u	1433	1436	1442	1445		1451	1456	1459
Earlsfield (EAD)  d		1406	1409	1415	1418		1424	1429	1432		1436	1439	1445	1448		1454	1459	1502
Wimbledon (WIM)  d		1410	1413	1419	1422		1428	1433	1436		1440	1443	1449	1452		1458	1503	1506
Raynes Park (RAY)  d		1413	1416		1425		1431	1436			1443	1446	1455		1501	1506		
Motspur Park (MOT) d		1416						1439			1446							1509
Malden Manor (MAL) d								1443										1513
Tolworth (TOL) d								1445										1515
Chessington North (CSN) d								1448										1518
Chessington South (CSS) a								1451										1521
Worcester Park (WCP) d		1419									1449							
Stoneleigh (SNL) d		1422									1452							
Ewell West (EWW) d		1424									1454							
Epsom (EPS)  a		1429									1458							
Epsom (EPS)  d		1430									1458							
Ashstead (AHD) d		1434									1502							
Leatherhead (LHD) d		1437									1506							
Box Hill & Westhumble (BXW) d											1511							
Dorking (DKG)  a											1514							
New Malden (NEM)  d			1419		1428		1434					1449		1458		1504		
Norbiton (NBT) d			1422				1437					1452				1507		
Kingston (KNG) a			1425				1440					1455				1510		
Kingston (KNG) d			1429				1440					1459				1510		
Hampton Wick (HMW) d			1431				1442					1501				1512		
Teddington (TED) a			1435				1445					1505				1515		
Strawberry Hill (STW) a			1438									1508						
Twickenham (TWI) a			1442									1512						
St Margarets (SMG) a			1445									1515						
Richmond (RMD)  a			1448									1518						
Fulwell (FLW) d							1449											1519
Hampton (HMP) d							1453											1523
Kempton Park (KMP) d							1456											1526
Sunbury (SUU) d							1458											1528
Upper Halliford (UPH) d							1500											1530
Shepperton (SHP) a							1503											1533
Berrylands (BRS) d					1430									1500				
Surbiton (SUR)  d	1411a			1427	1435	1429a			1443a	1441a			1457	1505	1459a			1513a
Thames Ditton (THD) d					1439											1509		
Hampton Court (HMC) a					1442											1512		
Hinchley Wood (HYW) d				1432									1502					
Claygate (CLG) d				1435									1505					
Oxshott (OXS) d				1439									1509					
Cobham & Stoke D'abernon (CSD) d				1443									1513					
Bookham (BKA) d		1443																
Effingham Junction (EFF)  d		1447		1451									1519					
Horsley (HSY) d		1449		1454									1522					
Clandon (CLA) d		1454		1500									1528					
London Road (Guildford) (LRD) d		1459		1505									1533					
Guildford (GLD) a		1503		1511									1539					

NOTES (see introductory pages for explanation of train operator codes and standard symbols)

- a Arrival time
- d Departure time
- u Stops to pick up only

A To London Waterloo via Mortlake, see table 160

London to Wimbledon, Kingston, Shepperton, Surbiton, Hampton Court, Guildford, Chessington, Epsom and Dorking

Saturdays

Operator	SW	SW	SW	SW	SW	SW	SW	SW	SW	SW	SW	SW	SW	SW	SW	SW	SW	SW	
Train ID	1A43	2D39	2K39	2G41	2J41	2L45	2H41	2M41	2F41	1A45	1D41	2K41	2G43	2J43	2L47	2H43	2M43	2F43	
Days of operation/Notes 1st Class/Reservations/Bus/Ferry	□		A			□				□		A			□				
London Waterloo (WAT)	15 d	1454	1454	1457	1503	1506	1512	1512	1517	1520	1524	1524	1527	1533	1536	1542	1542	1547	1550
Vauxhall (VXH)	15 d		1458	1501	1507	1510		1516	1521	1524		1528	1531	1537	1540		1546	1551	1554
Clapham Junction (CLJ)	10 d	1501u	1503	1506	1512	1515	1519u	1521	1526	1529	1531u	1533	1536	1542	1545		1551	1556	1559
Earlsfield (EAD)	d		1506	1509	1515	1518		1524	1529	1532		1536	1539	1545	1548		1554	1559	1602
Wimbledon (WIM)	6 d		1510	1513	1519	1522		1528	1533	1536		1540	1543	1549	1552		1558	1603	1606
Raynes Park (RAY)	6 d		1513	1516		1525		1531	1536			1543	1546	1555		1601	1606		
Motspur Park (MOT)	d		1516						1539			1546							1609
Malden Manor (MAL)	d								1543										1613
Tolworth (TOL)	d								1545										1615
Chessington North (CSN)	d								1548										1618
Chessington South (CSS)	a								1551										1621
Worcester Park (WCP)	d		1519									1549							
Stoneleigh (SNL)	d		1522									1552							
Ewell West (EWW)	d		1524									1554							
Epsom (EPS)	3 a		1528									1558							
Epsom (EPS)	3 d		1528									1558							
Ashstead (AHD)	d		1532									1602							
Leatherhead (LHD)	d		1536									1606							
Box Hill & Westhumble (BXW)	d											1611							
Dorking (DKG)	4 a											1614							
New Malden (NEM)	6 d			1519		1528		1534					1549		1558		1604		
Norbiton (NBT)	d			1522				1537					1552				1607		
Kingston (KNG)	a			1525				1540					1555				1610		
Kingston (KNG)	d			1529				1540					1559				1610		
Hampton Wick (HMW)	d			1531				1542					1601				1612		
Teddington (TED)	a			1535				1545					1605				1615		
Strawberry Hill (STW)	a			1538									1608						
Twickenham (TWI)	a			1542									1612						
St Margarets (SMG)	a			1545									1615						
Richmond (RMD)	6 a			1548									1618						
Fulwell (FLW)	d							1549											1619
Hampton (HMP)	d							1553											1623
Kempton Park (KMP)	d							1556											1626
Sunbury (SUU)	d							1558											1628
Upper Halliford (UPH)	d							1600											1630
Shepperton (SHP)	a							1603											1633
Berrylands (BRS)	d					1530								1600					
Surbiton (SUR)	6 d	1511a			1527	1535	1529a			1543a	1541a			1557	1600	1605	1559a		1613a
Thames Ditton (THD)	d					1539									1609				
Hampton Court (HMC)	a					1542									1612				
Hinchley Wood (HYW)	d				1532									1602					
Claygate (CLG)	d				1535									1605					
Oxshott (OXS)	d				1539									1609					
Cobham & Stoke D'abernon (CSD)	d				1543									1613					
Bookham (BKA)	d		1541																
Effingham Junction (EFF)	6 d		1545		1549								1619						
Horsley (HSY)	d		1548		1552								1622						
Clandon (CLA)	d		1553		1558								1628						
London Road (Guildford) (LRD)	d		1558		1603								1633						
Guildford (GLD)	a		1602		1609								1639						

NOTES (see introductory pages for explanation of train operator codes and standard symbols)

- a Arrival time
- d Departure time
- u Stops to pick up only

A To London Waterloo via Mortlake, see table 160

London to Wimbledon, Kingston, Shepperton, Surbiton, Hampton Court, Guildford, Chessington, Epsom and Dorking

Saturdays

Operator	SW	SW	SW	SW	SW	SW	SW	SW	SW	SW	SW	SW	SW	SW	SW	SW	SW	SW	
Train ID	1A47	2D43	2K43	2G45	2J45	2L49	2H45	2M45	2F45	1A49	1D45	2K45	2G47	2J47	2L51	2H47	2M47	2F47	
Days of operation/Notes	A			A			A			A			A			A			
1st Class/Reservations/Bus/Ferry	□					□				□		A			□				
London Waterloo (WAT)	15 d	1554	1554	1557	1603	1606	1612	1612	1617	1620	1624	1624	1627	1633	1636	1642	1642	1647	1650
Vauxhall (VXH)	d		1558	1601	1607	1610		1616	1621	1624		1628	1631	1637	1640		1646	1651	1654
Clapham Junction (CLJ)	10 d	1601u	1603	1606	1612	1615	1619u	1621	1626	1629	1631u	1633	1636	1642	1645		1651	1656	1659
Earlsfield (EAD)	d		1606	1609	1615	1618		1624	1629	1632		1636	1639	1645	1648		1654	1659	1702
Wimbledon (WIM)	6 d		1610	1613	1619	1622		1628	1633	1636		1640	1643	1649	1652		1658	1703	1706
Raynes Park (RAY)	6 d		1613	1616		1625		1631	1636			1643	1646	1655		1701	1706		
Motspur Park (MOT)	d		1616						1639			1646							1709
Malden Manor (MAL)	d								1643										1713
Tolworth (TOL)	d								1645										1715
Chessington North (CSN)	d								1648										1718
Chessington South (CSS)	a								1651										1721
Worcester Park (WCP)	d		1619									1649							
Stoneleigh (SNL)	d		1622									1652							
Ewell West (EWW)	d		1624									1654							
Epsom (EPS)	3 a		1629									1658							
Epsom (EPS)	3 d		1630									1658							
Ashstead (AHD)	d		1634									1702							
Leatherhead (LHD)	d		1637									1706							
Box Hill & Westhumble (BXW)	d											1711							
Dorking (DKG)	4 a											1714							
New Malden (NEM)	6 d			1619		1628		1634				1649		1658		1704			
Norbiton (NBT)	d			1622				1637				1652				1707			
Kingston (KNG)	a			1625				1640				1655				1710			
Kingston (KNG)	d			1629				1640				1659				1710			
Hampton Wick (HMW)	d			1631				1642				1701				1712			
Teddington (TED)	a			1635				1645				1705				1715			
Strawberry Hill (STW)	a			1638								1708							
Twickenham (TWI)	a			1642								1712							
St Margarets (SMG)	a			1645								1715							
Richmond (RMD)	6 a			1648								1718							
Fulwell (FLW)	d							1649											1719
Hampton (HMP)	d							1653											1723
Kempton Park (KMP)	d							1656											1726
Sunbury (SUU)	d							1658											1728
Upper Halliford (UPH)	d							1700											1730
Shepperton (SHP)	a							1703											1733
Berrylands (BRS)	d					1630								1700					
Surbiton (SUR)	6 d	1611a			1627	1635	1629a			1643a	1641a			1657	1705	1659a			1713a
Thames Ditton (THD)	d					1639									1709				
Hampton Court (HMC)	a					1642									1712				
Hinchley Wood (HYW)	d				1632								1702						
Claygate (CLG)	d				1635								1705						
Oxshott (OXS)	d				1639								1709						
Cobham & Stoke D'abernon (CSD)	d				1643								1713						
Bookham (BKA)	d		1643																
Effingham Junction (EFF)	6 d		1647		1651								1719						
Horsley (HSY)	d		1649		1654								1722						
Clandon (CLA)	d		1654		1659								1728						
London Road (Guildford) (LRD)	d		1659		1705								1733						
Guildford (GLD)	a		1703		1711								1739						

NOTES (see introductory pages for explanation of train operator codes and standard symbols)

- a Arrival time
- d Departure time
- u Stops to pick up only

A To London Waterloo via Mortlake, see table 160

London to Wimbledon, Kingston, Shepperton, Surbiton, Hampton Court, Guildford, Chessington, Epsom and Dorking

Saturdays

Operator	SW	SW	SW	SW	SW	SW	SW	SW	SW	SW	SW	SW	SW	SW	SW	SW	SW	SW	SW
Train ID	1A51	2D47	2K47	2G49	2J49	2L53	2H49	2M49	2F49	1A53	1D49	2K49	2G51	2J51	2L55	2H51	2M51	2F51	
Days of operation/Notes			A									A							
1st Class/Reservations/Bus/Ferry	□					□				□					□				
London Waterloo (WAT)	15 d	1654	1654	1657	1703	1706	1712	1712	1717	1720	1724	1724	1727	1733	1736	1742	1742	1747	1750
Vauxhall (VXH)	d		1658	1701	1707	1710		1716	1721	1724		1728	1731	1737	1740		1746	1751	1754
Clapham Junction (CLJ)	10 d	1701u	1703	1706	1712	1715	1719u	1721	1726	1729	1731u	1733	1736	1742	1745		1751	1756	1759
Earlsfield (EAD)	d		1706	1709	1715	1718		1724	1729	1732		1736	1739	1745	1748		1754	1759	1802
Wimbledon (WIM)	6 d		1710	1713	1719	1722		1728	1733	1736		1740	1743	1749	1752		1758	1803	1806
Raynes Park (RAY)	6 d		1713	1716		1725		1731	1736			1743	1746	1755		1801	1806		
Motspur Park (MOT)	d		1716						1739			1746							1809
Malden Manor (MAL)	d								1743										1813
Tolworth (TOL)	d								1745										1815
Chessington North (CSN)	d								1748										1818
Chessington South (CSS)	a								1751										1821
Worcester Park (WCP)	d		1719									1749							
Stoneleigh (SNL)	d		1722									1752							
Ewell West (EWW)	d		1724									1754							
Epsom (EPS)	3 a		1728									1758							
Epsom (EPS)	3 d		1728									1758							
Ashstead (AHD)	d		1732									1802							
Leatherhead (LHD)	d		1736									1806							
Box Hill & Westhumble (BXW)	d											1811							
Dorking (DKG)	4 a											1814							
New Malden (NEM)	6 d			1719		1728		1734					1749		1758		1804		
Norbiton (NBT)	d			1722				1737					1752				1807		
Kingston (KNG)	a			1725				1740					1755				1810		
Kingston (KNG)	d			1729				1740					1759				1810		
Hampton Wick (HMW)	d			1731				1742					1801				1812		
Teddington (TED)	a			1735				1745					1805				1815		
Strawberry Hill (STW)	a			1738									1808						
Twickenham (TWI)	a			1742									1812						
St Margarets (SMG)	a			1745									1815						
Richmond (RMD)	6 a			1748									1818						
Fulwell (FLW)	d							1749											1819
Hampton (HMP)	d							1753											1823
Kempton Park (KMP)	d							1756											1826
Sunbury (SUU)	d							1758											1828
Upper Halliford (UPH)	d							1800											1830
Shepperton (SHP)	a							1803											1833
Berrylands (BRS)	d					1730								1800					
Surbiton (SUR)	6 d	1711a			1727	1735	1729a			1743a	1741a			1757	1805	1759a			1813a
Thames Ditton (THD)	d					1739									1809				
Hampton Court (HMC)	a					1742									1812				
Hinchley Wood (HYW)	d				1732									1802					
Claygate (CLG)	d				1735									1805					
Oxshott (OXS)	d				1739									1809					
Cobham & Stoke D'abernon (CSD)	d				1743									1813					
Bookham (BKA)	d		1741																
Effingham Junction (EFF)	6 d		1745		1749									1819					
Horsley (HSY)	d		1748		1752									1822					
Clandon (CLA)	d		1753		1758									1828					
London Road (Guildford) (LRD)	d		1758		1803									1833					
Guildford (GLD)	a		1802		1809									1839					













NOTES (see introductory pages for explanation of train operator codes and standard symbols)

- a Arrival time
- d Departure time
- u Stops to pick up only

A To London Waterloo via Mortlake, see table 160

London to Wimbledon, Kingston, Shepperton, Surbiton, Hampton Court, Guildford, Chessington, Epsom and Dorking

Saturdays

Operator Train ID Days of operation/Notes 1st Class/Reservations/Bus/Ferry	SW	SW	SW	SW	SW	SW	SW	SW	SW	SW	SW	SW	SW	SW	SW	SW	SW	SW
	1A55	2D51	2K51 A	2G53	2J53	2L57	2H53	2M53	2F53	1A57	1D53	2K53 A	2G55	2J55	2L59	2H55	2M55	2F55
London Waterloo (WAT)  d	1754	1754	1757	1803	1806	1812	1812	1817	1820	1824	1824	1827	1833	1836	1842	1842	1847	1850
Vauxhall (VXH)  d		1758	1801	1807	1810		1816	1821	1824		1828	1831	1837	1840		1846	1851	1854
Clapham Junction (CLJ)  d	1801u	1803	1806	1812	1815	1819u	1821	1826	1829	1831u	1833	1836	1842	1845		1851	1856	1859
Earlsfield (EAD) d		1806	1809	1815	1818		1824	1829	1832		1836	1839	1845	1848		1854	1859	1902
Wimbledon (WIM)  d		1810	1813	1819	1822		1828	1833	1836		1840	1843	1849	1852		1858	1903	1906
Raynes Park (RAY)  d		1813	1816		1825		1831	1836			1843	1846	1855		1901	1906		
Motspur Park (MOT) d		1816						1839			1846							1909
Malden Manor (MAL) d								1843										1913
Tolworth (TOL) d								1845										1915
Chessington North (CSN) d								1848										1918
Chessington South (CSS) a								1851										1921
Worcester Park (WCP) d		1819									1849							
Stoneleigh (SNL) d		1822									1852							
Ewell West (EWW) d		1824									1854							
Epsom (EPS)  a		1829									1858							
Epsom (EPS)  d		1830									1858							
Ashstead (AHD) d		1834									1902							
Leatherhead (LHD) d		1837									1906							
Box Hill & Westhumble (BXW) d											1911							
Dorking (DKG)  a											1916							
New Malden (NEM)  d			1819		1828		1834					1849		1858		1904		
Norbiton (NBT) d			1822				1837					1852				1907		
Kingston (KNG) a			1825				1840					1855				1910		
Kingston (KNG) d			1829				1840					1859				1910		
Hampton Wick (HMW) d			1831				1842					1901				1912		
Teddington (TED) a			1835				1845					1905				1915		
Strawberry Hill (STW) a			1838									1908						
Twickenham (TWI) a			1842									1912						
St Margarets (SMG) a			1845									1915						
Richmond (RMD)  a			1848									1918						
Fulwell (FLW) d							1849									1919		
Hampton (HMP) d							1853									1923		
Kempton Park (KMP) d							1856									1926		
Sunbury (SUU) d							1858									1928		
Upper Halliford (UPH) d							1900									1930		
Shepperton (SHP) a							1903									1933		
Berrylands (BRS) d					1830									1900				
Surbiton (SUR)  d	1811a			1827	1835	1829a			1843a	1841a			1857	1905	1859a			1913a
Thames Ditton (THD) d					1839									1909				
Hampton Court (HMC) a					1842									1912				
Hinchley Wood (HYW) d				1832								1902						
Claygate (CLG) d				1835								1905						
Oxshott (OXS) d				1839								1909						
Cobham & Stoke D'abernon (CSD) d				1843								1913						
Bookham (BKA) d		1843																
Effingham Junction (EFF)  d		1847		1851								1919						
Horsley (HSY) d		1849		1854								1922						
Clandon (CLA) d		1854		1859								1928						
London Road (Guildford) (LRD) d		1859		1905								1933						
Guildford (GLD) a		1903		1911								1939						

NOTES (see introductory pages for explanation of train operator codes and standard symbols)

- a Arrival time
- d Departure time
- u Stops to pick up only

A To London Waterloo via Mortlake, see table 160

London to Wimbledon, Kingston, Shepperton, Surbiton, Hampton Court, Guildford, Chessington, Epsom and Dorking

Saturdays

Operator	SW	SW	SW	SW	SW	SW	SW	SW	SW	SW	SW	SW	SW	SW	SW	SW	SW	SW	
Train ID	1A59	2D55	2K55	2G57	2J57	2L61	2H57	2M57	2F57	1A61	1D57	2K57	2G59	2J59	2L63	2H59	2M59	2F59	
Days of operation/Notes 1st Class/Reservations/Bus/Ferry	□		A			□				□		A			□				
London Waterloo (WAT)	15 d	1854	1854	1857	1903	1906	1912	1912	1917	1920	1924	1924	1927	1933	1936	1942	1942	1947	1950
Vauxhall (VXH)	15 d		1858	1901	1907	1910		1916	1921	1924	1928	1931	1937	1940		1946	1951	1954	
Clapham Junction (CLJ)	10 d	1901u	1903	1906	1912	1915	1919u	1921	1926	1929	1931u	1933	1936	1942	1945		1951	1956	1959
Earlsfield (EAD)	d		1906	1909	1915	1918		1924	1929	1932		1936	1939	1945	1948		1954	1959	2002
Wimbledon (WIM)	6 d		1910	1913	1919	1922		1928	1933	1936		1940	1943	1949	1952		1958	2003	2006
Raynes Park (RAY)	6 d		1913	1916		1925		1931	1936			1943	1946	1955		2001	2006		
Motspur Park (MOT)	d		1916					1939			1946							2009	
Malden Manor (MAL)	d							1943										2013	
Tolworth (TOL)	d							1945										2015	
Chessington North (CSN)	d							1948										2018	
Chessington South (CSS)	a							1951										2021	
Worcester Park (WCP)	d		1919								1949								
Stoneleigh (SNL)	d		1922								1952								
Ewell West (EWW)	d		1924								1954								
Epsom (EPS)	3 a		1928								1958								
Epsom (EPS)	3 d		1928								1958								
Ashstead (AHD)	d		1932								2002								
Leatherhead (LHD)	d		1936								2006								
Box Hill & Westhumble (BXW)	d										2011								
Dorking (DKG)	4 a										2014								
New Malden (NEM)	6 d			1919		1928		1934				1949		1958		2004			
Norbiton (NBT)	d			1922				1937				1952				2007			
Kingston (KNG)	a			1925				1940				1955				2010			
Kingston (KNG)	d			1929				1940				1959				2010			
Hampton Wick (HMW)	d			1931				1942				2001				2012			
Teddington (TED)	a			1935				1945				2005				2015			
Strawberry Hill (STW)	a			1938								2008							
Twickenham (TWI)	a			1942								2012							
St Margarets (SMG)	a			1945								2015							
Richmond (RMD)	6 a			1948								2018							
Fulwell (FLW)	d							1949										2019	
Hampton (HMP)	d							1953										2023	
Kempton Park (KMP)	d							1956										2026	
Sunbury (SUU)	d							1958										2028	
Upper Halliford (UPH)	d							2000										2030	
Shepperton (SHP)	a							2003										2033	
Berrylands (BRS)	d					1930								2000					
Surbiton (SUR)	6 d	1911a			1927	1935	1929a			1943a	1941a			1957	2005	1959a			2013a
Thames Ditton (THD)	d					1939									2009				
Hampton Court (HMC)	a					1942									2012				
Hinchley Wood (HYW)	d				1932								2002						
Claygate (CLG)	d				1935								2005						
Oxshott (OXS)	d				1939								2009						
Cobham & Stoke D'abernon (CSD)	d				1943								2013						
Bookham (BKA)	d		1941																
Effingham Junction (EFF)	6 d		1945		1949								2019						
Horsley (HSY)	d		1948		1952								2022						
Clandon (CLA)	d		1953		1958								2028						
London Road (Guildford) (LRD)	d		1958		2003								2033						
Guildford (GLD)	a		2002		2009								2039						














NOTES (see introductory pages for explanation of train operator codes and standard symbols)

- a Arrival time
- d Departure time
- u Stops to pick up only

A To London Waterloo via Mortlake, see table 160

London to Wimbledon, Kingston, Shepperton, Surbiton, Hampton Court, Guildford, Chessington, Epsom and Dorking

Saturdays

Operator Train ID Days of operation/Notes 1st Class/Reservations/Bus/Ferry	SW	SW	SW	SW	SW	SW	SW	SW	SW	SW	SW	SW	SW	SW	SW	SW	SW	SW
	1A63	2D59	2K59 A	2G61	2J61	2L65	2H61	2M61	2F61	1A65	1D61	2K61 A	2G63	2J63	2T67	2H63	2M63	2F63
London Waterloo (WAT)  d	1954	1954	1957	2003	2006	2012	2012	2017	2020	2024	2024	2027	2033	2036	2042	2042	2047	2050
Vauxhall (VXH)  d		1958	2001	2007	2010		2016	2021	2024		2028	2031	2037	2040		2046	2051	2054
Clapham Junction (CLJ)  d	2001u	2003	2006	2012	2015	2019u	2021	2026	2029	2032	2031u	2033	2036	2042	2045	2051	2056	2059
Earlsfield (EAD)  d		2006	2009	2015	2018		2024	2029	2032		2036	2039	2045	2048		2054	2059	2102
Wimbledon (WIM)  d		2010	2013	2019	2022		2028	2033	2036		2040	2043	2049	2052		2058	2103	2106
Raynes Park (RAY)  d		2013	2016		2025		2031	2036			2043	2046	2055		2101	2106		
Motspur Park (MOT) d		2016						2039			2046							2109
Malden Manor (MAL) d								2043										2113
Tolworth (TOL) d								2045										2115
Chessington North (CSN) d								2048										2118
Chessington South (CSS) a								2051										2121
Worcester Park (WCP) d		2019									2049							
Stoneleigh (SNL) d		2022									2052							
Ewell West (EWW) d		2024									2054							
Epsom (EPS)  a		2028									2058							
Epsom (EPS)  d		2028									2058							
Ashstead (AHD) d		2032									2102							
Leatherhead (LHD) d		2036									2106							
Box Hill & Westhumble (BXW) d											2111							
Dorking (DKG)  a											2114							
New Malden (NEM)  d			2019		2028		2034					2049		2058		2104		
Norbiton (NBT) d			2022				2037					2052				2107		
Kingston (KNG) a			2025				2040					2055				2110		
Kingston (KNG) d			2029				2040					2059				2110		
Hampton Wick (HMW) d			2031				2042					2101				2112		
Teddington (TED) a			2035				2045					2105				2115		
Strawberry Hill (STW) a			2038									2108						
Twickenham (TWI) a			2042									2112						
St Margarets (SMG) a			2045									2115						
Richmond (RMD)  a			2048									2118						
Fulwell (FLW) d							2049											2119
Hampton (HMP) d							2053											2123
Kempton Park (KMP) d							2056											2126
Sunbury (SUU) d							2058											2128
Upper Halliford (UPH) d							2100											2130
Shepperton (SHP) a							2103											2133
Berrylands (BRS) d					2030									2100				
Surbiton (SUR)  d	2011a			2027	2035	2029a			2043a	2041a			2057	2105	2059a			2113a
Thames Ditton (THD) d					2039											2109		
Hampton Court (HMC) a					2042											2112		
Hinchley Wood (HYW) d				2032									2102					
Claygate (CLG) d				2035									2105					
Oxshott (OXS) d				2039									2109					
Cobham & Stoke D'abernon (CSD) d				2043									2113					
Bookham (BKA) d		2041																
Effingham Junction (EFF)  d		2045		2049									2119					
Horsley (HSY) d		2048		2052									2122					
Clandon (CLA) d		2053		2058									2128					
London Road (Guildford) (LRD) d		2058		2103									2133					
Guildford (GLD) a		2102		2109									2139					

NOTES (see introductory pages for explanation of train operator codes and standard symbols)

- a Arrival time
- d Departure time
- u Stops to pick up only

A To London Waterloo via Mortlake, see table 160

London to Wimbledon, Kingston, Shepperton, Surbiton, Hampton Court, Guildford, Chessington, Epsom and Dorking

Saturdays

Operator	SW	SW	SW	SW	SW	SW	SW	SW	SW	SW	SW	SW	SW	SW	SW	SW	SW	SW	
Train ID	1A67	2D63	2K63	2G65	2J65	2L69	2H65	2M65	2F65	1A69	1D65	2K65	2G67	2J67	2T71	2H67	2M67	2F67	
Days of operation/Notes			A									A							
1st Class/Reservations/Bus/Ferry	□					□				□					□				
London Waterloo (WAT)	15 d	2054	2054	2057	2103	2106	2112	2112	2117	2120	2124	2124	2127	2133	2136	2142	2142	2147	2150
Vauxhall (VXH)	15 d		2058	2101	2107	2110		2116	2121	2124		2128	2131	2137	2140		2146	2151	2154
Clapham Junction (CLJ)	10 d	2101u	2103	2106	2112	2115	2119u	2121	2126	2129	2131u	2133	2136	2142	2145		2151	2156	2159
Earlsfield (EAD)	d		2106	2109	2115	2118		2124	2129	2132		2136	2139	2145	2148		2154	2159	2202
Wimbledon (WIM)	6 d		2110	2113	2119	2122		2128	2133	2136		2140	2143	2149	2152		2158	2203	2206
Raynes Park (RAY)	6 d		2113	2116		2125		2131	2136			2143	2146	2155		2201		2206	
Motspur Park (MOT)	d		2116						2139			2146						2209	
Malden Manor (MAL)	d								2143									2213	
Tolworth (TOL)	d								2145									2215	
Chessington North (CSN)	d								2148									2218	
Chessington South (CSS)	a								2151									2221	
Worcester Park (WCP)	d		2119									2149							
Stoneleigh (SNL)	d		2122									2152							
Ewell West (EWW)	d		2124									2154							
Epsom (EPS)	3 a		2128									2158							
Epsom (EPS)	3 d		2128									2158							
Ashstead (AHD)	d		2132									2202							
Leatherhead (LHD)	d		2136									2206							
Box Hill & Westhumble (BXW)	d											2211							
Dorking (DKG)	4 a											2214							
New Malden (NEM)	6 d			2119		2128		2134					2149		2158		2204		
Norbiton (NBT)	d			2122				2137					2152				2207		
Kingston (KNG)	a			2125				2140					2155				2210		
Kingston (KNG)	d			2129				2140					2159				2210		
Hampton Wick (HMW)	d			2131				2142					2201				2212		
Teddington (TED)	a			2135				2145					2205				2215		
Strawberry Hill (STW)	a			2138									2208						
Twickenham (TWI)	a			2142									2212						
St Margarets (SMG)	a			2145									2215						
Richmond (RMD)	6 a			2148									2218						
Fulwell (FLW)	d							2149										2219	
Hampton (HMP)	d							2153										2223	
Kempton Park (KMP)	d							2156										2226	
Sunbury (SUU)	d							2158										2228	
Upper Halliford (UPH)	d							2200										2230	
Shepperton (SHP)	a							2203										2233	
Berrylands (BRS)	d					2130									2200				
Surbiton (SUR)	6 d	2111a			2127	2135	2128a			2143a	2141a			2157	2205	2159a			2213a
Thames Ditton (THD)	d					2139									2209				
Hampton Court (HMC)	a					2142									2212				
Hinchley Wood (HYW)	d				2132								2202						
Claygate (CLG)	d				2135								2205						
Oxshott (OXS)	d				2139								2209						
Cobham & Stoke D'abernon (CSD)	d				2143								2213						
Bookham (BKA)	d		2141																
Effingham Junction (EFF)	6 d		2145		2149								2219						
Horsley (HSY)	d		2148		2152								2222						
Clandon (CLA)	d		2153		2158								2228						
London Road (Guildford) (LRD)	d		2158		2203								2233						
Guildford (GLD)	a		2202		2209								2239						













NOTES (see introductory pages for explanation of train operator codes and standard symbols)

- a Arrival time
- d Departure time
- u Stops to pick up only

A To London Waterloo via Mortlake, see table 160

London to Wimbledon, Kingston, Shepperton, Surbiton, Hampton Court, Guildford, Chessington, Epsom and Dorking

Saturdays

Operator Train ID Days of operation/Notes 1st Class/Reservations/Bus/Ferry	SW	SW	SW	SW	SW	SW	SW	SW	SW	SW	SW	SW	SW	SW	SW	SW	SW	SW
	1A71	2D67	2K67 A	2G69	2J69	2L73	2H69	2M69	2F69	1D69	1A73	2K69 A	2G71	2J71	2L75	2H71	2F71	1A75
London Waterloo (WAT)  d	2154	2154	2157	2203	2206	2212	2212	2217	2220	2224	2225	2227	2233	2236	2242	2242	2250	2254
Vauxhall (VXH)  d		2158	2201	2207	2210		2216	2221	2224	2228		2231	2237	2240		2246	2254	
Clapham Junction (CLJ)  d	2201u	2203	2206	2212	2215	2219u	2221	2226	2229	2233	2232u	2236	2242	2245	2249u	2251	2259	2301u
Earlsfield (EAD) d		2206	2209	2215	2218		2224	2229	2232	2236		2239	2245	2248		2254	2302	
Wimbledon (WIM)  d		2210	2213	2219	2222		2228	2233	2236	2240		2243	2249	2252		2258	2306	
Raynes Park (RAY)  d		2213	2216		2225		2231	2236		2243		2246	2255		2301			
Motspur Park (MOT) d		2216						2239		2246								
Malden Manor (MAL) d								2243										
Tolworth (TOL) d								2245										
Chessington North (CSN) d								2248										
Chessington South (CSS) a								2251										
Worcester Park (WCP) d		2219								2249								
Stoneleigh (SNL) d		2222								2252								
Ewell West (EWW) d		2224								2254								
Epsom (EPS)  a		2228								2258								
Epsom (EPS)  d		2228								2258								
Ashstead (AHD) d		2232								2302								
Leatherhead (LHD) d		2236								2306								
Box Hill & Westhumble (BXW) d										2311								
Dorking (DKG)  a										2314								
New Malden (NEM)  d			2219		2228		2234					2249		2258		2304		
Norbiton (NBT) d			2222				2237					2252				2307		
Kingston (KNG) a			2225				2240					2255				2310		
Kingston (KNG) d			2229				2240					2259				2310		
Hampton Wick (HMW) d			2231				2242					2301				2312		
Teddington (TED) a			2235				2245					2305				2315		
Strawberry Hill (STW) a			2238									2308						
Twickenham (TWI) a			2242									2312						
St Margarets (SMG) a			2245									2315						
Richmond (RMD)  a			2248									2318						
Fulwell (FLW) d							2249									2319		
Hampton (HMP) d							2253									2323		
Kempton Park (KMP) d							2256									2326		
Sunbury (SUU) d							2258									2328		
Upper Halliford (UPH) d							2300									2330		
Shepperton (SHP) a							2303									2333		
Berrylands (BRS) d					2230									2300				
Surbiton (SUR)  d	2211a			2227	2235	2229a			2243a		2242a		2257	2304	2259a		2313a	2311a
Thames Ditton (THD) d					2239									2309				
Hampton Court (HMC) a					2245									2312				
Hinchley Wood (HYW) d				2232									2302					
Claygate (CLG) d				2235									2305					
Oxshott (OXS) d				2239									2309					
Cobham & Stoke D'abernon (CSD) d				2243									2313					
Bookham (BKA) d		2241																
Effingham Junction (EFF)  d		2245		2249									2319					
Horsley (HSY) d		2248		2252									2322					
Clandon (CLA) d		2253		2258									2328					
London Road (Guildford) (LRD) d		2258		2303									2333					
Guildford (GLD) a		2302		2309									2339					

NOTES (see introductory pages for explanation of train operator codes and standard symbols)

- a Arrival time
- d Departure time
- u Stops to pick up only

A To London Waterloo via Mortlake, see table 160

London to Wimbledon, Kingston, Shepperton, Surbiton, Hampton Court, Guildford, Chessington, Epsom and Dorking

Saturdays

Operator	SW	SW	SW	SW	SW	SW	SW	SW	SW	SW	SW	SW	SW	SW	SW	SW	SW	SW	
Train ID	2D75	2K71	2M71	2G73	2J73	2L77	2H73	2F73	1A77	1D73	2K73	2G75	2J75	2H75	2L79	2M75	2F75	2D77	
Days of operation/Notes		A				□			□		A				□				
1st Class/Reservations/Bus/Ferry																			
London Waterloo (WAT)	15 d	2254	2257	2300	2302	2306	2312	2312	2320	2324	2324	2327	2333	2336	2340	2342	2346	2350	2353
Vauxhall (VXH)	15 d	2258	2301	2304	2307	2310		2316	2324		2328	2331	2337	2340	2344		2350	2354	2357
Clapham Junction (CLJ)	10 d	2303	2306	2309	2312	2315	2319u	2321	2329	2331u	2333	2336	2342	2345	2349	2349u	2355	2359	0002
Earlsfield (EAD)	6 d	2306	2309	2312	2315	2318		2324	2332		2336	2339	2345	2348	2352		2358	0002	0005
Wimbledon (WIM)	6 d	2310	2313	2316	2319	2322		2328	2336		2340	2343	2349	2352	2356		0002	0006	0009
Raynes Park (RAY)	6 d	2313	2316	2319		2325		2331			2343	2346		2355	2359		0005		0012
Motspur Park (MOT)	d	2316		2322							2346						0008		0015
Malden Manor (MAL)	d			2326													0012		
Tolworth (TOL)	d			2328													0014		
Chessington North (CSN)	d			2331													0017		
Chessington South (CSS)	a			2334													0023		
Worcester Park (WCP)	d	2319									2349								0018
Stoneleigh (SNL)	d	2322									2352								0021
Ewell West (EWW)	d	2324									2354								0023
Epsom (EPS)	3 a	2328									2358								0027
Epsom (EPS)	3 d	2328									2358								0027
Ashstead (AHD)	d	2332									0002								0031
Leatherhead (LHD)	d	2336									0006								0035
Box Hill & Westhumble (BXW)	d										0011								
Dorking (DKG)	4 a										0014								
New Malden (NEM)	6 d		2319			2328		2334				2349		2358	0002				
Norbiton (NBT)	d		2322					2337				2352			0005				
Kingston (KNG)	a		2325					2340				2355			0008				
Kingston (KNG)	d		2329					2340				2355			0008				
Hampton Wick (HMW)	d		2331					2342				2357			0010				
Teddington (TED)	a		2335					2345				2359			0013				
Strawberry Hill (STW)	a		2338									0003							
Twickenham (TWI)	a		2342									0006							
St Margarets (SMG)	a		2345									0009							
Richmond (RMD)	6 a		2348									0012							
Fulwell (FLW)	d							2349							0017				
Hampton (HMP)	d							2353							0021				
Kempton Park (KMP)	d							2356							0024				
Sunbury (SUU)	d							2358							0026				
Upper Halliford (UPH)	d							2359							0028				
Shepperton (SHP)	a							0003							0031				
Berrylands (BRS)	d					2330							2359						
Surbiton (SUR)	6 d			2327	2335	2337a		2344a	2341a			2357	0005		2359a		0014a		
Thames Ditton (THD)	d					2339							0009						
Hampton Court (HMC)	a					2342							0012						
Hinchley Wood (HYW)	d					2332						0002							
Claygate (CLG)	d					2335						0005							
Oxshott (OXS)	d					2339						0009							
Cobham & Stoke D'abernon (CSD)	d					2343						0013							
Bookham (BKA)	d	2341																	0040
Effingham Junction (EFF)	6 d	2345				2349						0019							0044
Horsley (HSY)	d	2348				2352						0022							0046
Clandon (CLA)	d	2353				2358						0028							0051
London Road (Guildford) (LRD)	d	2358				0003						0033							0056
Guildford (GLD)	a	0002				0009						0039							0100

NOTES (see introductory pages for explanation of train operator codes and standard symbols)

- a Arrival time
- d Departure time
- u Stops to pick up only

A To London Waterloo via Mortlake, see table 160

London to Wimbledon, Kingston, Shepperton, Surbiton, Hampton Court, Guildford, Chessington, Epsom and Dorking

Saturdays

Operator	SW	SW	SW	SW	SW	SW	SW	SW	SW	SW	SW	
Train ID	1A79	2K75	2G77	2H77	2L81	2F77	1D81	2F79	2K77	1B01	2K79	
1st Class/Reservations/Bus/Ferry	□				□					□		
London Waterloo (WAT)	15 d	2355	2357	0003	0012	0014	0020	0025	0035	0042	0105	0142
Vauxhall (VXH)	d		0002	0007	0016		0024	0029	0039	0046	0109	0146
Clapham Junction (CLJ)	10 d	0002u	0006	0012	0021	0021u	0029	0036	0046	0053	0115	0153
Earlsfield (EAD)	d		0009	0015	0024		0032	0039	0049s			
Wimbledon (WIM)	6 d		0013	0019	0028		0036	0043	0053	0059	0127s	0159
Raynes Park (RAY)	6 d		0016		0031			0046	0056	0102		0202
Motspur Park (MOT)	d							0049				
Malden Manor (MAL)	d											
Tolworth (TOL)	d											
Chessington North (CSN)	d											
Chessington South (CSS)	a											
Worcester Park (WCP)	d							0052				
Stoneleigh (SNL)	d							0055				
Ewell West (EWW)	d							0057				
Epsom (EPS)	3 a							0101				
Epsom (EPS)	3 d							0101				
Ashted (AHD)	d							0105				
Leatherhead (LHD)	d							0109				
Box Hill & Westhumble (BXW)	d							0114				
Dorking (DKG)	4 a							0117				
New Malden (NEM)	6 d		0019		0034				0059	0104		0204
Norbiton (NBT)	d		0022		0037					0108		0208
Kingston (KNG)	a		0025		0040					0110		0210
Kingston (KNG)	d		0025		0040					0111		0211
Hampton Wick (HMW)	d		0027		0042					0113s		0213s
Teddington (TED)	a		0030		0045					0115s		0215s
Strawberry Hill (STW)	a		0033							0118		0218s
Twickenham (TWI)	a											0222
St Margarets (SMG)	a											
Richmond (RMD)	6 a											
Fulwell (FLW)	d				0049							
Hampton (HMP)	d				0053							
Kempton Park (KMP)	d				0056							
Sunbury (SUU)	d				0058							
Upper Halliford (UPH)	d				0100							
Shepperton (SHP)	a				0103							
Berrylands (BRS)	d								0101s			
Surbiton (SUR)	6 d	0012a		0027		0032a	0044		0105a		0135a	
Thames Ditton (THD)	d											
Hampton Court (HMC)	a											
Hinchley Wood (HYW)	d			0032								
Claygate (CLG)	d			0035								
Oxshott (OXS)	d			0039								
Cobham & Stoke D'abernon (CSD)	d			0043								
Bookham (BKA)	d											
Effingham Junction (EFF)	6 d			0048								
Horsley (HSY)	d			0051								
Clandon (CLA)	d			0056								
London Road (Guildford) (LRD)	d			0101								
Guildford (GLD)	a			0108			0118					

NOTES (see introductory pages for explanation of train operator codes and standard symbols)

- a Arrival time
- d Departure time
- s Stops to set down only
- u Stops to pick up only

London to Wimbledon, Kingston, Shepperton, Surbiton, Hampton Court, Guildford, Chessington, Epsom and Dorking

Sundays

Operator	SW	SW	SW	SW	SW	SW	SW	SW	SW	SW	SW	SW	SW	SW	SW	SW	SW	SW	
Train ID	2K05	2D07	2J07	2G09	2D09	2F09	2K09	2M09	2J09	2D11	2F11	2G13	2H11	2M11	2J11	1D13	2L17	2F13	
Days of operation/Notes 1st Class/Reservations/Bus/Ferry	A						B												
London Waterloo (WAT)	15 d	0620	0633	0657			0710	0718		0727		0740		0748		0757	0802	0807	0810
Vauxhall (VXH)	15 d	0624	0637	0701			0714	0722		0731		0744		0752		0801	0806		0814
Clapham Junction (CLJ)	10 d	0629	0642	0706			0719	0727		0736		0749		0757		0806	0812	0815	0819
Earlsfield (EAD)	10 d			0709			0722	0730		0739		0752		0800		0809	0815		0822
Wimbledon (WIM)	6 d	0635	0648	0713	0716	0720	0726	0734	0738	0744	0748	0756	0802	0804	0808	0815	0819	0822	0826
Raynes Park (RAY)	6 d	0638	0652	0716		0723		0737	0740	0747	0752		0805	0808	0811	0818	0823		
Motspur Park (MOT)	d		0655			0726			0743		0755				0814		0826		
Malden Manor (MAL)	d								0747						0818				
Tolworth (TOL)	d								0749						0820				
Chessington North (CSN)	d								0752						0823				
Chessington South (CSS)	a								0756						0826				
Worcester Park (WCP)	d		0658			0729					0758							0828	
Stoneleigh (SNL)	d		0701			0732					0801							0831	
Ewell West (EWW)	d		0703			0734					0803							0834	
Epsom (EPS)	3 a		0707			0738					0808							0837	
Epsom (EPS)	3 d									0809								0838	
Ashstead (AHD)	d									0813								0842	
Leatherhead (LHD)	d									0817								0846	
Box Hill & Westhumble (BXW)	d																	0851	
Dorking (DKG)	4 a																	0854	
New Malden (NEM)	6 d	0640		0719				0740		0749		0808	0811		0820				
Norbiton (NBT)	a	0644						0743					0814						
Kingston (KNG)	a	0646						0746					0817						
Kingston (KNG)	d	0649						0749					0817						
Hampton Wick (HMW)	d	0651						0751					0819						
Teddington (TED)	a	0656						0756					0822						
Strawberry Hill (STW)	a	0659						0759											
Twickenham (TWI)	a	0702						0802											
St Margarets (SMG)	a	0705						0805											
Richmond (RMD)	a	0708						0808											
Fulwell (FLW)	d													0826					
Hampton (HMP)	d													0830					
Kempton Park (KMP)	d													0833					
Sunbury (SUU)	d													0835					
Upper Halliford (UPH)	d													0837					
Shepperton (SHP)	a													0840					
Berrylands (BRS)	d			0721						0752		0805	0810		0823				
Surbiton (SUR)	6 d			0725	0732e	0735				0756		0805	0832f		0827		0829a	0835	
Thames Ditton (THD)	d			0730						0800					0831				
Hampton Court (HMC)	a			0733						0803					0834				
Hinchley Wood (HYW)	d				0736									0836					
Claygate (CLG)	d				0739									0839					
Oxshott (OXS)	d				0742									0842					
Cobham & Stoke D'abernon (CSD)	d				0746									0846					
Bookham (BKA)	d									0822									
Effingham Junction (EFF)	6 d				0750					0826		0850			0823				
Horsley (HSY)	d				0753					0829		0853							
Clandon (CLA)	d				0758					0834		0858							
London Road (Guildford) (LRD)	d				0803					0839		0903							
Guildford (GLD)	a				0807		0814			0843	0840	0907							0910

NOTES (see introductory pages for explanation of train operator codes and standard symbols)

- a Arrival time
- d Departure time
- e Arrives 4 minutes earlier
- f Arrives 18 minutes earlier

- A To Clapham Junction via Mortlake, see table 160
- B To London Waterloo via Mortlake, see table 160

London to Wimbledon, Kingston, Shepperton, Surbiton, Hampton Court, Guildford, Chessington, Epsom and Dorking

Sundays

Operator	SW	SW	SW	SW	SW	SW	SW	SW	SW	SW	SW	SW	SW	SW	SW	SW	SW	SW	
Train ID	2K13	2M13	2J13	2D15	2F15	2H15	2M15	2J15	2G17	1D17	2L21	2F17	2K17	2M17	2J17	2D19	2F19	2H19	
Days of operation/Notes 1st Class/Reservations/Bus/Ferry	B										□		B						
London Waterloo (WAT)	15 d	0818	0821	0827	0832	0840	0848	0851	0857		0902	0905	0910	0918	0921	0927	0932	0940	0948
Vauxhall (VXH)	15 d	0822	0825	0831	0836	0844	0852	0855	0901		0906		0914	0922	0925	0931	0936	0944	0952
Clapham Junction (CLJ)	10 d	0827	0830	0836	0841	0849	0857	0900	0906		0912	0915	0919	0927	0930	0936	0942	0949	0957
Earlsfield (EAD)	10 d	0830	0833	0839	0844	0852	0900	0903	0909		0916		0922	0930	0933	0939	0946	0952	1000
Wimbledon (WIM)	6 d	0834	0837	0843	0848	0856	0904	0907	0913	0914	0920	0923	0926	0934	0937	0943	0950	0956	1004
Raynes Park (RAY)	6 d	0837	0840	0846	0852		0907	0911	0917		0923			0937	0940	0946	0953		1007
Motspur Park (MOT)	d		0843		0855			0914			0926				0943		0956		
Malden Manor (MAL)	d		0847					0917							0947				
Tolworth (TOL)	d		0849					0920							0949				
Chessington North (CSN)	d		0852					0923							0952				
Chessington South (CSS)	a		0855					0925							0955				
Worcester Park (WCP)	d				0858						0928							0958	
Stoneleigh (SNL)	d				0901						0931							1001	
Ewell West (EWW)	d				0903						0934							1004	
Epsom (EPS)	3 a				0907						0938							1008	
Epsom (EPS)	3 d				0908						0938							1008	
Ashstead (AHD)	d				0912						0942							1012	
Leatherhead (LHD)	d				0916						0946							1016	
Box Hill & Westhumble (BXW)	d										0951								
Dorking (DKG)	4 a										0954								
New Malden (NEM)	6 d	0840		0849			0910		0920					0940		0949			1010
Norbiton (NBT)	d	0843					0913							0943					1013
Kingston (KNG)	a	0846					0916							0946					1016
Kingston (KNG)	d	0849					0916							0949					1016
Hampton Wick (HMW)	d	0851					0918							0951					1018
Teddington (TED)	a	0855					0921							0956					1021
Strawberry Hill (STW)	a	0858												0959					
Twickenham (TWI)	a	0901												1002					
St Margarets (SMG)	a	0904												1005					
Richmond (RMD)	6 a	0907												1008					
Fulwell (FLW)	d						0925												1025
Hampton (HMP)	d						0929												1029
Kempton Park (KMP)	d						0932												1032
Sunbury (SUU)	d						0934												1034
Upper Halliford (UPH)	d						0936												1036
Shepperton (SHP)	a						0939												1039
Berrylands (BRS)	d			0851					0923										
Surbiton (SUR)	6 d			0855		0905			0927	0932g		0930a	0936c			0951		1005	
Thames Ditton (THD)	d			0900					0931							1000			
Hampton Court (HMC)	a			0903					0934							1003			
Hinchley Wood (HYW)	d									0937									
Claygate (CLG)	d									0939									
Oxshott (OXS)	d									0943									
Cobham & Stoke D'abernon (CSD)	d									0946									
Bookham (BKA)	d				0922												1022		
Effingham Junction (EFF)	6 d				0926					0951								1026	
Horsley (HSY)	d				0928					0953								1028	
Clandon (CLA)	d				0933					0958								1033	
London Road (Guildford) (LRD)	d				0938					1003								1038	
Guildford (GLD)	a				0942	0948				1007			1010					1042	1046













NOTES (see introductory pages for explanation of train operator codes and standard symbols)

- a Arrival time
- d Departure time
- c Arrives 3 minutes earlier
- g Arrives 11 minutes earlier

B To London Waterloo via Mortlake, see table 160

London to Wimbledon, Kingston, Shepperton, Surbiton, Hampton Court, Guildford, Chessington, Epsom and Dorking

Sundays

Operator Train ID Days of operation/Notes 1st Class/Reservations/Bus/Ferry	SW	SW	SW	SW	SW	SW	SW	SW	SW	SW	SW	SW	SW	SW	SW	SW	SW	SW
	2M19	2J19	2G21	1D21	2L25	2F21	2K21 B	2M21	2J21	2D23	2F23	2H23	2M23	2J23	2G25	1D25	2L29	2F25
London Waterloo (WAT)  d	0951	0957		1002	1007	1010	1018	1021	1027	1032	1040	1048	1051	1057		1102	1107	1110
Vauxhall (VXH)  d	0955	1001		1006		1014	1022	1025	1031	1036	1044	1052	1055	1101		1107		1114
Clapham Junction (CLJ)  d	1000	1006		1012	1015	1019	1027	1030	1036	1042	1049	1057	1100	1106		1112	1115	1119
Earlsfield (EAD) d	1003	1009		1016		1022	1030	1033	1039					1109		1115		1122
Wimbledon (WIM)  d	1007	1013	1014	1020	1022	1026	1034	1037	1043	1049	1056	1104	1107	1113	1114	1119	1122	1126
Raynes Park (RAY)  d	1010	1017		1023			1037	1040	1046	1053		1108	1111	1117		1123		
Motspur Park (MOT) d	1013			1026				1043		1056			1114			1126		
Malden Manor (MAL) d	1017							1047					1117					
Tolworth (TOL) d	1019							1049					1120					
Chessington North (CSN) d	1022							1052					1123					
Chessington South (CSS) a	1025							1055					1125					
Worcester Park (WCP) d				1028						1058						1129		
Stoneleigh (SNL) d				1031						1101						1132		
Ewell West (EWW) d				1034						1104						1134		
Epsom (EPS)  a				1038						1108						1138		
Epsom (EPS)  d				1038						1108						1138		
Ashstead (AHD) d				1042						1112						1142		
Leatherhead (LHD) d				1046						1116						1146		
Box Hill & Westhumble (BXW) d				1051												1151		
Dorking (DKG)  a				1054												1154		
New Malden (NEM)  d		1020					1040		1049			1110		1120				
Norbiton (NBT) d							1043					1114						
Kingston (KNG) a							1046					1116						
Kingston (KNG) d							1049					1117						
Hampton Wick (HMW) d							1051					1119						
Teddington (TED) a							1056					1121						
Strawberry Hill (STW) a							1059											
Twickenham (TWI) a							1102											
St Margarets (SMG) a							1105											
Richmond (RMD)  a							1108											
Fulwell (FLW) d												1126						
Hampton (HMP) d												1129						
Kempton Park (KMP) d												1133						
Sunbury (SUU) d												1134						
Upper Halliford (UPH) d												1136						
Shepperton (SHP) a												1140						
Berrylands (BRS) d		1023							1051					1123				
Surbiton (SUR)  d		1027	1032g		1029a	1035			1055		1105			1127	1132g		1129a	1135
Thames Ditton (THD) d		1031							1100					1131				
Hampton Court (HMC) a		1034							1103					1134				
Hinchley Wood (HYW) d			1036												1136			
Claygate (CLG) d			1039												1139			
Oxshott (OXS) d			1042												1142			
Cobham & Stoke D'abernon (CSD) d			1046												1146			
Bookham (BKA) d										1122								
Effingham Junction (EFF)  d			1050							1126					1150			
Horsley (HSY) d			1053							1128					1153			
Clandon (CLA) d			1058							1133					1158			
London Road (Guildford) (LRD) d			1103							1138					1203			
Guildford (GLD) a			1107			1114				1142	1146				1207			1214














NOTES (see introductory pages for explanation of train operator codes and standard symbols)

- a Arrival time
- d Departure time
- g Arrives 11 minutes earlier

B To London Waterloo via Mortlake, see table 160

London to Wimbledon, Kingston, Shepperton, Surbiton, Hampton Court, Guildford, Chessington, Epsom and Dorking

Sundays

Operator Train ID Days of operation/Notes 1st Class/Reservations/Bus/Ferry	SW	SW	SW	SW	SW	SW	SW	SW	SW	SW	SW	SW	SW	SW	SW	SW	SW	SW
	2K25 B	2M25	2J25	2D27	2F27	2H27	2M27	2J27	2G29	1D29	2L33	2F29	2R27 C	2K29 B	2M29	2J29	2D31	2F31
London Waterloo (WAT)  d	1118	1121	1127	1132	1140	1148	1151	1157		1202	1207	1210		1218	1221	1227	1232	1240
Vauxhall (VXH)  d	1122	1125	1131	1136	1144	1152	1155	1201		1206		1214		1222	1225	1231	1236	1244
Clapham Junction (CLJ)  d	1127	1130	1136	1141	1149	1157	1200	1206		1212	1215	1219		1227	1230	1236	1242	1249
Earlsfield (EAD)  d	1130	1133	1139	1145	1152	1200	1203	1209		1215	1222			1231	1234	1239	1245	1252
Wimbledon (WIM)  d	1134	1137	1143	1149	1156	1204	1207	1213	1214	1219	1222	1226		1235	1238	1243	1249	1256
Raynes Park (RAY)  d	1137	1140	1146	1152		1207	1210	1217		1223				1238	1241	1246	1252	
Motspur Park (MOT) d		1143		1155			1213			1226					1244		1255	
Malden Manor (MAL) d		1147					1217								1247			
Tolworth (TOL) d		1149					1219								1250			
Chessington North (CSN) d		1152					1222								1253			
Chessington South (CSS) a		1155					1225								1255			
Worcester Park (WCP) d				1158						1229								1258
Stoneleigh (SNL) d				1201						1232								1301
Ewell West (EWW) d				1203						1234								1303
Epsom (EPS)  a				1208						1238								1308
Epsom (EPS)  d				1208						1238								1308
Ashstead (AHD) d				1212						1242								1312
Leatherhead (LHD) d				1216						1246								1316
Box Hill & Westhumble (BXW) d										1251								
Dorking (DKG)  a										1254								
New Malden (NEM)  d	1140		1149			1210		1220						1240		1249		
Norbiton (NBT) d	1143					1213								1244				
Kingston (KNG) a	1146					1216								1246				
Kingston (KNG) d	1149					1216							1235	1249				
Hampton Wick (HMW) d	1151					1218							1237	1251				
Teddington (TED) a	1156					1221							1240	1256				
Strawberry Hill (STW) a	1159												1243	1259				
Twickenham (TWI) a	1202												1246	1302				
St Margarets (SMG) a	1205													1305				
Richmond (RMD)  a	1208													1308				
Fulwell (FLW) d						1225												
Hampton (HMP) d						1229												
Kempton Park (KMP) d						1232												
Sunbury (SUU) d						1234												
Upper Halliford (UPH) d						1236												
Shepperton (SHP) a						1239												
Berrylands (BRS) d			1151					1223								1251		
Surbiton (SUR)  d			1155		1205			1227	1232g		1229a	1235				1255		1305
Thames Ditton (THD) d			1200					1231								1300		
Hampton Court (HMC) a			1203					1234								1303		
Hinchley Wood (HYW) d										1236								
Claygate (CLG) d										1239								
Oxshott (OXS) d										1242								
Cobham & Stoke D'abernon (CSD) d										1246								
Bookham (BKA) d				1222													1322	
Effingham Junction (EFF)  d				1226						1250								1326
Horsley (HSY) d				1228						1253								1328
Clandon (CLA) d				1233						1258								1333
London Road (Guildford) (LRD) d				1238						1303								1338
Guildford (GLD) a				1242	1246					1307			1314					1342
																		1346

NOTES (see introductory pages for explanation of train operator codes and standard symbols)

- a Arrival time
- d Departure time
- g Arrives 11 minutes earlier

- B To London Waterloo via Mortlake, see table 160
- C To London Waterloo via Hounslow, see table 160

London to Wimbledon, Kingston, Shepperton, Surbiton, Hampton Court, Guildford, Chessington, Epsom and Dorking

Sundays

Operator	SW	SW	SW	SW	SW	SW	SW	SW	SW	SW	SW	SW	SW	SW	SW	SW	SW	SW	
Train ID	2H31	2M31	2J31	2G33	1D33	2L37	2F33	2R31	2K33	2M33	2J33	2D35	2F35	2H35	2M35	2J35	1D37	2G37	
Days of operation/Notes 1st Class/Reservations/Bus/Ferry	<div style="text-align: center;"> I </div>																		
London Waterloo (WAT)	15 d	1248	1251	1257		1302	1307	1310		1318	1321	1327	1332	1340	1348	1351	1357	1402	1406
Vauxhall (VXH)	15 d	1252	1255	1301		1306		1314		1322	1325	1331	1336	1344	1352	1355	1401	1406	1410
Clapham Junction (CLJ)	10 d	1257	1300	1306		1311	1315	1319		1327	1330	1336	1341	1349	1357	1400	1406	1411	1415
Earlsfield (EAD)	6 d	1300	1303	1309		1314		1322		1330	1333	1339	1344	1352	1400	1403	1409	1414	1418
Wimbledon (WIM)	6 d	1304	1307	1313	1314	1318	1322	1326		1334	1337	1343	1348	1356	1404	1407	1413	1418	1422
Raynes Park (RAY)	6 d	1307	1310	1317		1321				1337	1340	1346	1352		1407	1410	1416	1421	
Motspur Park (MOT)	d		1313			1324					1343		1355			1413		1424	
Malden Manor (MAL)	d		1317								1347					1417			
Tolworth (TOL)	d		1319								1349					1419			
Chessington North (CSN)	d		1322								1352					1422			
Chessington South (CSS)	a		1325								1355					1425			
Worcester Park (WCP)	d					1327							1358					1427	
Stoneleigh (SNL)	d					1330							1401					1430	
Ewell West (EWW)	d					1332							1403					1432	
Epsom (EPS)	3 a					1338							1408					1438	
Epsom (EPS)	3 d					1338							1408					1438	
Ashstead (AHD)	d					1342							1412					1442	
Leatherhead (LHD)	d					1346							1416					1446	
Box Hill & Westhumble (BXW)	d					1351												1451	
Dorking (DKG)	4 a					1354												1454	
New Malden (NEM)	6 d	1310		1320						1340		1349			1410		1419		
Norbiton (NBT)	d	1313								1343					1413				
Kingston (KNG)	a	1316								1346					1416				
Kingston (KNG)	d	1316							1335	1349					1416				
Hampton Wick (HMW)	d	1318							1337	1351					1418				
Teddington (TED)	a	1321							1340	1356					1421				
Strawberry Hill (STW)	a								1343	1359									
Twickenham (TWI)	a								1346	1402									
St Margarets (SMG)	a									1405									
Richmond (RMD)	a									1408									
Fulwell (FLW)	d	1325													1425				
Hampton (HMP)	d	1329													1429				
Kempton Park (KMP)	d	1332													1432				
Sunbury (SUU)	d	1334													1434				
Upper Halliford (UPH)	d	1336													1436				
Shepperton (SHP)	a	1339													1439				
Berrylands (BRS)	d			1323								1351				1421			
Surbiton (SUR)	6 d			1327	1332g		1329a	1335				1355		1405			1425		1432c
Thames Ditton (THD)	d			1331								1400				1430			
Hampton Court (HMC)	a			1334								1403				1433			
Hinchley Wood (HYW)	d				1336														1436
Claygate (CLG)	d				1339														1439
Oxshott (OXS)	d				1342														1442
Cobham & Stoke D'abernon (CSD)	d				1346														1446
Bookham (BKA)	d												1422						
Effingham Junction (EFF)	6 d				1350								1426						1450
Horsley (HSY)	d				1353								1428						1453
Clandon (CLA)	d				1358								1433						1458
London Road (Guildford) (LRD)	d				1403								1438						1503
Guildford (GLD)	a				1407			1414					1442	1446					1507













NOTES (see introductory pages for explanation of train operator codes and standard symbols)

- a Arrival time
- d Departure time
- c Arrives 3 minutes earlier
- g Arrives 11 minutes earlier

- B To London Waterloo via Mortlake, see table 160
- C To London Waterloo via Hounslow, see table 160

London to Wimbledon, Kingston, Shepperton, Surbiton, Hampton Court, Guildford, Chessington, Epsom and Dorking

Sundays

Operator Train ID Days of operation/Notes 1st Class/Reservations/Bus/Ferry	SW	SW	SW	SW	SW	SW	SW	SW	SW	SW	SW	SW	SW	SW	SW	SW	SW	SW
	2L41	2F37	2R35 C	2K37 B	2M37	2J37	2D39	2F39	2H39	2M39	2J39	1D41	2G41	2L45	2F41	2R39 C	2K41 B	2M41
London Waterloo (WAT)  d	1407	1410		1418	1421	1427	1432	1440	1448	1451	1457	1502	1506	1507	1510		1518	1521
Vauxhall (VXH)  d		1414		1422	1425	1431	1436	1444	1452	1455	1501	1506	1510		1514		1522	1525
Clapham Junction (CLJ)  d	1415	1419		1427	1430	1436	1441	1449	1457	1500	1506	1511	1515	1515	1519		1527	1530
Earlsfield (EAD) d		1422		1430	1433	1439	1444	1452	1500	1503	1509	1514	1518		1522		1530	1533
Wimbledon (WIM)  d	1422	1426		1434	1437	1443	1448	1456	1504	1507	1513	1518	1522	1522	1526		1534	1537
Raynes Park (RAY)  d				1437	1440	1446	1452		1507	1510	1516	1521					1537	1540
Motspur Park (MOT) d					1443		1455			1513		1524						1543
Malden Manor (MAL) d					1447					1517								1547
Tolworth (TOL) d					1449					1519								1549
Chessington North (CSN) d					1452					1522								1552
Chessington South (CSS) a					1455					1525								1555
Worcester Park (WCP) d							1458					1527						
Stoneleigh (SNL) d							1501					1530						
Ewell West (EWW) d							1503					1532						
Epsom (EPS)  a							1508					1538						
Epsom (EPS)  d							1508					1538						
Ashstead (AHD) d							1512					1542						
Leatherhead (LHD) d							1516					1546						
Box Hill & Westhumble (BXW) d												1551						
Dorking (DKG)  a												1554						
New Malden (NEM)  d				1440		1449		1510		1519							1540	
Norbiton (NBT) d				1443				1513									1543	
Kingston (KNG) a				1446				1516									1546	
Kingston (KNG) d			1435	1449				1516							1535	1549		
Hampton Wick (HMW) d			1437	1451				1518							1537	1551		
Teddington (TED) a			1440	1456				1521							1540	1556		
Strawberry Hill (STW) a			1443	1459											1543	1559		
Twickenham (TWI) a			1446	1502											1546	1602		
St Margarets (SMG) a				1505												1605		
Richmond (RMD)  a				1508												1608		
Fulwell (FLW) d								1525										
Hampton (HMP) d								1529										
Kempton Park (KMP) d								1532										
Sunbury (SUU) d								1534										
Upper Halliford (UPH) d								1536										
Shepperton (SHP) a								1539										
Berrylands (BRS) d						1451				1521								
Surbiton (SUR)  d	1429a	1435				1455		1504		1525		1532c	1529a	1535				
Thames Ditton (THD) d						1500				1530								
Hampton Court (HMC) a						1503				1533								
Hinchley Wood (HYW) d												1536						
Claygate (CLG) d												1539						
Oxshott (OXS) d												1542						
Cobham & Stoke D'abernon (CSD) d												1546						
Bookham (BKA) d							1522											
Effingham Junction (EFF)  d							1526					1550						
Horsley (HSY) d							1528					1553						
Clandon (CLA) d							1533					1558						
London Road (Guildford) (LRD) d							1538					1603						
Guildford (GLD) a		1514					1542	1546				1607		1614				

NOTES (see introductory pages for explanation of train operator codes and standard symbols)

- a Arrival time
- d Departure time
- c Arrives 3 minutes earlier

- B** To London Waterloo via Mortlake, see table 160
- C** To London Waterloo via Hounslow, see table 160

London to Wimbledon, Kingston, Shepperton, Surbiton, Hampton Court, Guildford, Chessington, Epsom and Dorking

Sundays

Operator	SW	SW	SW	SW	SW	SW	SW	SW	SW	SW	SW	SW	SW	SW	SW	SW	SW	SW	
Train ID	2J41	2D43	2L47	2F43	2H43	2M43	2J43	1D45	2G45	2L49	2F45	2R43	2K45	2M45	2J45	2D47	2L51	2F47	
Days of operation/Notes 1st Class/Reservations/Bus/Ferry			Π							Π		C	B				Π		
London Waterloo (WAT)	15 d	1527	1532	1537	1540	1548	1551	1557	1602	1606	1607	1610		1618	1621	1627	1632	1637	1640
Vauxhall (VXH)	d	1531	1536		1544	1552	1555	1601	1606	1610		1614		1622	1625	1631	1636		1644
Clapham Junction (CLJ)	10 d	1536	1541	1546	1549	1557	1600	1606	1611	1615	1616	1619		1627	1630	1636	1641	1646	1649
Earlsfield (EAD)	d	1539	1544		1552	1600	1603	1609	1614	1618		1622		1630	1633	1639	1644		1652
Wimbledon (WIM)	6 d	1543	1548	1553	1556	1604	1607	1613	1618	1622	1622	1626		1634	1637	1643	1648	1653	1656
Raynes Park (RAY)	6 d	1546	1552			1607	1610	1616	1622					1637	1640	1646	1652		
Motspur Park (MOT)	d		1555				1613		1625							1643	1655		
Malden Manor (MAL)	d						1617									1647			
Tolworth (TOL)	d						1619									1649			
Chessington North (CSN)	d						1622									1652			
Chessington South (CSS)	a						1625									1655			
Worcester Park (WCP)	d		1558						1628									1658	
Stoneleigh (SNL)	d		1601						1631									1701	
Ewell West (EWW)	d		1603						1633									1703	
Epsom (EPS)	3 a		1608						1637									1708	
Epsom (EPS)	3 d		1608						1638									1708	
Ashstead (AHD)	d		1612						1642									1712	
Leatherhead (LHD)	d		1616						1646									1716	
Box Hill & Westhumble (BXW)	d								1651										
Dorking (DKG)	4 a								1654										
New Malden (NEM)	6 d	1549			1610		1619						1640		1649				
Norbiton (NBT)	d				1613								1643						
Kingston (KNG)	a				1616								1646						
Kingston (KNG)	d				1616								1635	1649					
Hampton Wick (HMW)	d				1618								1637	1651					
Teddington (TED)	a				1621								1640	1656					
Strawberry Hill (STW)	a												1643	1659					
Twickenham (TWI)	a												1646	1702					
St Margarets (SMG)	a													1705					
Richmond (RMD)	6 a													1708					
Fulwell (FLW)	d				1625														
Hampton (HMP)	d				1629														
Kempton Park (KMP)	d				1632														
Sunbury (SUU)	d				1634														
Upper Halliford (UPH)	d				1636														
Shepperton (SHP)	a				1639														
Berrylands (BRS)	d	1551					1621								1651				
Surbiton (SUR)	6 d	1555		1600a	1605		1625		1632	1629a	1635				1655		1700a	1705	
Thames Ditton (THD)	d	1600					1630								1700				
Hampton Court (HMC)	a	1603					1633								1703				
Hinchley Wood (HYW)	d								1636										
Claygate (CLG)	d								1639										
Oxshott (OXS)	d								1642										
Cobham & Stoke D'abernon (CSD)	d								1646										
Bookham (BKA)	d		1622													1722			
Effingham Junction (EFF)	6 d		1626						1650							1726			
Horsley (HSY)	d		1628						1653							1728			
Clandon (CLA)	d		1633						1658							1733			
London Road (Guildford) (LRD)	d		1638						1703							1738			
Guildford (GLD)	a		1642		1649				1707		1714					1742			1746

NOTES (see introductory pages for explanation of train operator codes and standard symbols)

- a Arrival time
d Departure time

- B To London Waterloo via Mortlake, see table 160
C To London Waterloo via Hounslow, see table 160

London to Wimbledon, Kingston, Shepperton, Surbiton, Hampton Court, Guildford, Chessington, Epsom and Dorking

Sundays

Operator	SW	SW	SW	SW	SW	SW	SW	SW	SW	SW	SW	SW	SW	SW	SW	SW	SW	SW	
Train ID	2H47	2M47	2J47	1D49	2G49	2L53	2F49	2R47	2K49	2M49	2J49	2D51	2L55	2F51	2H51	2M51	2J51	1D53	
Days of operation/Notes 1st Class/Reservations/Bus/Ferry						□		C	B				□						
London Waterloo (WAT)	15 d	1648	1651	1657	1702	1706	1707	1710		1718	1721	1727	1732	1737	1740	1748	1751	1757	1802
Vauxhall (VXH)	15 d	1652	1655	1701	1706	1710		1714		1722	1725	1731	1736		1744	1752	1755	1801	1806
Clapham Junction (CLJ)	10 d	1657	1700	1706	1711	1715	1716	1719		1727	1730	1736	1741	1746	1749	1757	1800	1806	1811
Earlsfield (EAD)	d	1700	1703	1709	1714	1718		1722		1730	1733	1739	1744		1752	1800	1803	1809	1814
Wimbledon (WIM)	6 d	1704	1707	1713	1718	1722	1722	1726		1734	1737	1743	1748	1753	1756	1804	1807	1813	1818
Raynes Park (RAY)	6 d	1707	1710	1716	1721					1737	1740	1746	1752			1807	1810	1816	1821
Motspur Park (MOT)	d		1713		1724							1743		1755			1813		1824
Malden Manor (MAL)	d		1717									1747					1817		
Tolworth (TOL)	d		1719									1749					1819		
Chessington North (CSN)	d		1722									1752					1822		
Chessington South (CSS)	a		1725									1755					1825		
Worcester Park (WCP)	d				1727								1758						1827
Stoneleigh (SNL)	d				1730								1801						1830
Ewell West (EWW)	d				1732								1803						1832
Epsom (EPS)	3 a				1738								1808						1838
Epsom (EPS)	3 d				1738								1808						1838
Ashstead (AHD)	d				1742								1812						1842
Leatherhead (LHD)	d				1746								1816						1846
Box Hill & Westhumble (BXW)	d				1751														1851
Dorking (DKG)	4 a				1754														1854
New Malden (NEM)	6 d	1710		1719						1740		1749				1810		1819	
Norbiton (NBT)	d	1713								1743						1813			
Kingston (KNG)	a	1716								1746						1816			
Kingston (KNG)	d	1716							1735	1749						1819			
Hampton Wick (HMW)	d	1718							1737	1751						1821			
Teddington (TED)	a	1721							1740	1756						1823			
Strawberry Hill (STW)	a								1743	1759									
Twickenham (TWI)	a								1746	1802									
St Margarets (SMG)	a									1805									
Richmond (RMD)	a									1808									
Fulwell (FLW)	d	1725														1828			
Hampton (HMP)	d	1729														1831			
Kempton Park (KMP)	d	1732														1835			
Sunbury (SUU)	d	1734														1836			
Upper Halliford (UPH)	d	1736														1838			
Shepperton (SHP)	a	1739														1842			
Berrylands (BRS)	d			1721								1751						1821	
Surbiton (SUR)	6 d			1725		1732c	1729a	1735				1755		1800a	1805			1825	
Thames Ditton (THD)	d			1730								1800						1830	
Hampton Court (HMC)	a			1733								1803						1833	
Hinchley Wood (HYW)	d				1736														
Claygate (CLG)	d				1739														
Oxshott (OXS)	d				1742														
Cobham & Stoke D'abernon (CSD)	d				1746														
Bookham (BKA)	d												1822						
Effingham Junction (EFF)	6 d				1750								1826						
Horsley (HSY)	d				1753								1828						
Clandon (CLA)	d				1758								1833						
London Road (Guildford) (LRD)	d				1803								1838						
Guildford (GLD)	a				1807			1814					1842		1846				

NOTES (see introductory pages for explanation of train operator codes and standard symbols)

- a Arrival time
- d Departure time
- c Arrives 3 minutes earlier

- B To London Waterloo via Mortlake, see table 160
- C To London Waterloo via Hounslow, see table 160

London to Wimbledon, Kingston, Shepperton, Surbiton, Hampton Court, Guildford, Chessington, Epsom and Dorking

Sundays

Operator	SW	SW	SW	SW	SW	SW	SW	SW	SW	SW	SW	SW	SW	SW	SW	SW	SW	SW
Train ID	2G53	2L57	2F53	2R51	2K53	2M53	2J53	2D55	2L59	2F55	2H55	2M55	2J55	1D57	2G57	2L61	2F57	2R55
Days of operation/Notes 1st Class/Reservations/Bus/Ferry		Π		C	B				Π							Π		C
London Waterloo (WAT)	15 d	1806	1807	1810		1818	1821	1827	1832	1837	1840	1848	1851	1857	1902	1906	1907	1910
Vauxhall (VXH)	15 d	1810		1814		1822	1825	1831	1836		1844	1852	1855	1901	1906	1910		1914
Clapham Junction (CLJ)	10 d	1815	1816	1819		1827	1830	1836	1841	1846	1849	1857	1900	1906	1911	1915	1916	1919
Earlsfield (EAD)	d	1818		1822		1830	1833	1839	1844		1852	1900	1903	1909	1914	1918		1922
Wimbledon (WIM)	6 d	1822	1822	1826		1834	1837	1843	1848	1853	1856	1904	1907	1913	1918	1922	1922	1926
Raynes Park (RAY)	6 d					1837	1840	1846	1852			1907	1910	1916	1921			
Motspur Park (MOT)	d						1843		1855				1913		1924			
Malden Manor (MAL)	d						1847						1917					
Tolworth (TOL)	d						1849						1919					
Chessington North (CSN)	d						1852						1922					
Chessington South (CSS)	a						1855						1925					
Worcester Park (WCP)	d								1858						1927			
Stoneleigh (SNL)	d								1901						1930			
Ewell West (EWW)	d								1903						1932			
Epsom (EPS)	3 a								1908						1938			
Epsom (EPS)	3 d								1908						1938			
Ashtead (AHD)	d								1912						1942			
Leatherhead (LHD)	d								1916						1946			
Box Hill & Westhumble (BXW)	d														1951			
Dorking (DKG)	4 a														1954			
New Malden (NEM)	6 d					1840		1849				1910		1919				
Norbiton (NBT)	d					1843						1913						
Kingston (KNG)	a					1846						1916						
Kingston (KNG)	d					1835	1849					1916						1935
Hampton Wick (HMW)	d					1837	1851					1918						1937
Teddington (TED)	a					1840	1856					1921						1940
Strawberry Hill (STW)	a					1843	1859											1943
Twickenham (TWI)	a					1846	1902											1946
St Margarets (SMG)	a						1905											
Richmond (RMD)	15 a						1908											
Fulwell (FLW)	d											1925						
Hampton (HMP)	d											1929						
Kempton Park (KMP)	d											1932						
Sunbury (SUU)	d											1934						
Upper Halliford (UPH)	d											1936						
Shepperton (SHP)	a											1939						
Berrylands (BRS)	d							1851						1921				
Surbiton (SUR)	6 d	1832c	1829a	1835				1855		1900a	1905			1925		1932c	1929a	1935
Thames Ditton (THD)	d							1900						1930				
Hampton Court (HMC)	a							1903						1933				
Hinchley Wood (HYW)	d	1836														1936		
Claygate (CLG)	d	1839														1939		
Oxshott (OXS)	d	1842														1942		
Cobham & Stoke D'abernon (CSD)	d	1846														1946		
Bookham (BKA)	d								1922									
Effingham Junction (EFF)	6 d	1850							1926							1950		
Horsley (HSY)	d	1853							1928							1953		
Clandon (CLA)	d	1858							1933							1958		
London Road (Guildford) (LRD)	d	1903							1938							2003		
Guildford (GLD)	a	1907		1914					1942		1946					2007		2014

NOTES (see introductory pages for explanation of train operator codes and standard symbols)

- a Arrival time
- d Departure time
- c Arrives 3 minutes earlier

- B To London Waterloo via Mortlake, see table 160
- C To London Waterloo via Hounslow, see table 160

London to Wimbledon, Kingston, Shepperton, Surbiton, Hampton Court, Guildford, Chessington, Epsom and Dorking

Sundays

Operator	SW	SW	SW	SW	SW	SW	SW	SW	SW	SW	SW	SW	SW	SW	SW	SW	SW	SW	
Train ID	2K57	2M57	2J57	2D59	2L63	2F59	2H59	2J59	1D61	2G61	2L65	2F61	2R59	2K61	2M61	2J61	2D63	2L67	
Days of operation/Notes	B				□						□		C	B				□	
1st Class/Reservations/Bus/Ferry																			
London Waterloo (WAT)	15 d	1918	1921	1927	1932	1937	1940	1948	1957	2002	2006	2007	2010		2018	2021	2027	2032	2037
Vauxhall (VXH)	15 d	1922	1925	1931	1936		1944	1952	2001	2006	2010		2014		2022	2025	2031	2036	
Clapham Junction (CLJ)	10 d	1927	1930	1936	1941	1946	1949	1957	2006	2011	2015	2016	2019		2027	2030	2036	2041	2046
Earlsfield (EAD)	d	1930	1933	1939	1944		1952	2000	2009	2014	2018		2022		2030	2033	2039	2044	
Wimbledon (WIM)	6 d	1934	1937	1943	1948	1953	1956	2004	2013	2018	2022	2022	2026		2034	2037	2043	2048	2053
Raynes Park (RAY)	6 d	1937	1940	1946	1952			2007	2016	2021					2037	2040	2046	2052	
Motspur Park (MOT)	d		1943		1955					2024						2043		2055	
Malden Manor (MAL)	d		1947													2047			
Tolworth (TOL)	d		1949													2049			
Chessington North (CSN)	d		1952													2052			
Chessington South (CSS)	a		1955													2055			
Worcester Park (WCP)	d				1958					2027								2058	
Stoneleigh (SNL)	d				2001					2030								2101	
Ewell West (EWW)	d				2003					2032								2103	
Epsom (EPS)	3 a				2008					2038								2108	
Epsom (EPS)	3 d				2008					2038								2108	
Ashstead (AHD)	d				2012					2042								2112	
Leatherhead (LHD)	d				2016					2046								2116	
Box Hill & Westhumble (BXW)	d									2051									
Dorking (DKG)	4 a									2054									
New Malden (NEM)	6 d	1940		1949				2010	2019						2040		2049		
Norbiton (NBT)	d	1943						2013							2043				
Kingston (KNG)	a	1946						2016							2046				
Kingston (KNG)	d	1949						2016						2035	2049				
Hampton Wick (HMW)	d	1951						2018						2037	2051				
Teddington (TED)	a	1956						2021						2040	2056				
Strawberry Hill (STW)	a	1959												2043	2059				
Twickenham (TWI)	a	2002												2046	2102				
St Margarets (SMG)	a	2005													2105				
Richmond (RMD)	6 a	2008													2108				
Fulwell (FLW)	d							2025											
Hampton (HMP)	d							2029											
Kempton Park (KMP)	d							2032											
Sunbury (SUU)	d							2034											
Upper Halliford (UPH)	d							2036											
Shepperton (SHP)	a							2039											
Berrylands (BRS)	d			1951					2021								2051		
Surbiton (SUR)	6 d			1955		2000a	2005		2025		2032c	2029a	2035				2055		2100a
Thames Ditton (THD)	d			2000					2030								2100		
Hampton Court (HMC)	a			2003					2033								2103		
Hinchley Wood (HYW)	d									2036									
Claygate (CLG)	d									2039									
Oxshott (OXS)	d									2042									
Cobham & Stoke D'abernon (CSD)	d									2046									
Bookham (BKA)	d				2022													2122	
Effingham Junction (EFF)	6 d				2026					2050								2126	
Horsley (HSY)	d				2028					2053								2128	
Clandon (CLA)	d				2033					2058								2133	
London Road (Guildford) (LRD)	d				2038					2103								2138	
Guildford (GLD)	a				2042		2046			2107		2114						2142	

NOTES (see introductory pages for explanation of train operator codes and standard symbols)

- a Arrival time
- d Departure time
- c Arrives 3 minutes earlier

- B To London Waterloo via Mortlake, see table 160
- C To London Waterloo via Hounslow, see table 160

London to Wimbledon, Kingston, Shepperton, Surbiton, Hampton Court, Guildford, Chessington, Epsom and Dorking

Sundays

Operator	SW	SW	SW	SW	SW	SW	SW	SW	SW	SW	SW	SW	SW	SW	SW	SW	SW	SW	
Train ID	2F63	2H63	2J63	1D65	2G65	2L69	2F65	2R63	2K65	2M65	2D67	2L71	2F67	2H67	2J67	1D69	2G69	2L73	
Days of operation/Notes 1st Class/Reservations/Bus/Ferry						□		C	B			□						□	
London Waterloo (WAT)	15 d	2040	2048	2057	2102	2106	2107	2110		2118	2121	2132	2137	2140	2148	2157	2202	2206	2207
Vauxhall (VXH)	15 d	2044	2052	2101	2106	2110		2114		2122	2125	2136		2144	2152	2201	2206	2210	
Clapham Junction (CLJ)	10 d	2049	2057	2106	2111	2115	2116	2119		2127	2130	2141	2146	2149	2157	2206	2211	2215	2216
Earlsfield (EAD)	d	2052	2100	2109	2114	2118		2122		2130	2133	2144		2152	2200	2209	2214	2218	
Wimbledon (WIM)	6 d	2056	2104	2113	2118	2122	2122	2126		2134	2137	2148	2153	2156	2204	2213	2218	2222	2222
Raynes Park (RAY)	6 d		2107	2116	2121					2137	2140	2152		2207	2216	2221			
Motspur Park (MOT)	d				2124					2143	2155					2224			
Malden Manor (MAL)	d									2147									
Tolworth (TOL)	d									2149									
Chessington North (CSN)	d									2152									
Chessington South (CSS)	a									2155									
Worcester Park (WCP)	d				2127						2158					2227			
Stoneleigh (SNL)	d				2130						2201					2230			
Ewell West (EWW)	d				2132						2203					2232			
Epsom (EPS)	3 a				2138						2208					2238			
Epsom (EPS)	3 d				2138						2208					2238			
Ashstead (AHD)	d				2142						2212					2242			
Leatherhead (LHD)	d				2146						2216					2246			
Box Hill & Westhumble (BXW)	d				2151											2251			
Dorking (DKG)	4 a				2154											2254			
New Malden (NEM)	6 d		2110	2119						2140				2210	2219				
Norbiton (NBT)	d		2113							2143				2213					
Kingston (KNG)	a		2116							2146				2216					
Kingston (KNG)	d		2116						2135	2149				2216					
Hampton Wick (HMW)	d		2118						2137	2151				2218					
Teddington (TED)	a		2121						2140	2156				2221					
Strawberry Hill (STW)	a								2143	2159									
Twickenham (TWI)	a								2146	2202									
St Margarets (SMG)	a									2205									
Richmond (RMD)	6 a									2208									
Fulwell (FLW)	d		2125											2225					
Hampton (HMP)	d		2129											2229					
Kempton Park (KMP)	d		2132											2232					
Sunbury (SUU)	d		2134											2234					
Upper Halliford (UPH)	d		2136											2236					
Shepperton (SHP)	a		2139											2239					
Berrylands (BRS)	d			2121											2221				
Surbiton (SUR)	6 d	2105		2125		2132c	2129a	2135					2200a	2205		2225		2232c	2229a
Thames Ditton (THD)	d			2130											2230				
Hampton Court (HMC)	a			2133											2233				
Hinchley Wood (HYW)	d				2136													2236	
Claygate (CLG)	d				2139													2239	
Oxshott (OXS)	d				2142													2242	
Cobham & Stoke D'abernon (CSD)	d				2146													2246	
Bookham (BKA)	d										2222								
Effingham Junction (EFF)	6 d				2150						2226							2250	
Horsley (HSY)	d				2153						2228							2253	
Clandon (CLA)	d				2158						2233							2258	
London Road (Guildford) (LRD)	d				2203						2238							2303	
Guildford (GLD)	a	2146				2207		2214			2243		2246					2307	

NOTES (see introductory pages for explanation of train operator codes and standard symbols)

- a Arrival time
- d Departure time
- c Arrives 3 minutes earlier

- B To London Waterloo via Mortlake, see table 160
- C To London Waterloo via Hounslow, see table 160

London to Wimbledon, Kingston, Shepperton, Surbiton, Hampton Court, Guildford, Chessington, Epsom and Dorking

Sundays

Operator	SW	SW	SW	SW	SW	SW	SW	SW	SW	SW	SW	SW	SW	SW	SW	SW	SW	SW	
Train ID	2F69	2R67	2K69	2M69	2D71	2L75	2F71	2H71	2M71	2J71	2D73	2G73	2L77	2F73	2R71	2K73	2D75	2A79	
Days of operation/Notes 1st Class/Reservations/Bus/Ferry		C	B			□							□					□	
London Waterloo (WAT)	15 d	2210		2218	2221	2232	2237	2240	2248	2251	2257	2302	2306	2307	2310		2318	2332	2340
Vauxhall (VXH)	15 d	2214		2222	2225	2236		2244	2252	2255	2301	2306	2310		2314		2322	2336	2344
Clapham Junction (CLJ)	10 d	2219		2227	2230	2241	2246	2249	2257	2300	2306	2311	2315	2316	2319		2327	2341	2349
Earlsfield (EAD)	d	2222		2230	2233	2244		2252	2300	2303	2309	2314	2318		2322		2330	2344	2352
Wimbledon (WIM)	6 d	2226		2234	2237	2248	2253	2256	2304	2307	2313	2318	2322	2322	2326		2334	2348	2356
Raynes Park (RAY)	6 d			2237	2240	2252			2307	2310	2316	2321					2337	2352	
Motspur Park (MOT)	d				2243	2255				2313		2324							2355
Malden Manor (MAL)	d				2247					2317									
Tolworth (TOL)	d				2249					2319									
Chessington North (CSN)	d				2252					2322									
Chessington South (CSS)	a				2255					2325									
Worcester Park (WCP)	d					2258						2327							2358
Stoneleigh (SNL)	d					2301						2330							0001
Ewell West (EWW)	d					2303						2332							0003
Epsom (EPS)	3 a					2308						2337							0007
Epsom (EPS)	3 d					2308													
Ashstead (AHD)	d					2312													
Leatherhead (LHD)	d					2316													
Box Hill & Westhumble (BXW)	d																		
Dorking (DKG)	4 a																		
New Malden (NEM)	6 d			2240					2310		2319								2340
Norbiton (NBT)	d			2243					2313										2343
Kingston (KNG)	a			2246					2316										2346
Kingston (KNG)	d		2235	2249					2316							2335	2347		
Hampton Wick (HMW)	d		2237	2251					2318							2337	2349		
Teddington (TED)	a		2240	2256					2321							2340	2351		
Strawberry Hill (STW)	a		2243	2259												2343	2354		
Twickenham (TWI)	a		2246	2302												2346			
St Margarets (SMG)	a			2305															
Richmond (RMD)	6 a			2308															
Fulwell (FLW)	d								2325										
Hampton (HMP)	d								2329										
Kempton Park (KMP)	d								2332										
Sunbury (SUU)	d								2334										
Upper Halliford (UPH)	d								2336										
Shepperton (SHP)	a								2339										
Berrylands (BRS)	d										2321								
Surbiton (SUR)	6 d	2235					2300a	2305			2325		2332c	2329a	2335				0004a
Thames Ditton (THD)	d										2330								
Hampton Court (HMC)	a										2333								
Hinchley Wood (HYW)	d												2336						
Claygate (CLG)	d												2339						
Oxshott (OXS)	d												2342						
Cobham & Stoke D'abernon (CSD)	d												2346						
Bookham (BKA)	d					2322													
Effingham Junction (EFF)	6 d					2326							2350						
Horsley (HSY)	d					2328							2353						
Clandon (CLA)	d					2333							2358						
London Road (Guildford) (LRD)	d					2338							0003						
Guildford (GLD)	a	2313				2342		2346					0007		0016				

NOTES (see introductory pages for explanation of train operator codes and standard symbols)

- a Arrival time
- d Departure time
- c Arrives 3 minutes earlier

- B To London Waterloo via Mortlake, see table 160
- C To London Waterloo via Hounslow, see table 160

London to Wimbledon, Kingston, Shepperton, Surbiton, Hampton Court, Guildford, Chessington, Epsom and Dorking

Sundays

	Operator Train ID	SW 2G77	SW 2K77
London Waterloo (WAT)	15 d	0001	0012
Vauxhall (VXH)	d	0004	0016
Clapham Junction (CLJ)	10 d	0009	0021
Earlsfield (EAD)	d	0012	
Wimbledon (WIM)	6 d	0016	0027
Raynes Park (RAY)	6 d	0019	0030
Motspur Park (MOT)	d		
Malden Manor (MAL)	d		
Tolworth (TOL)	d		
Chessington North (CSN)	d		
Chessington South (CSS)	a		
Worcester Park (WCP)	d		
Stoneleigh (SNL)	d		
Ewell West (EWW)	d		
Epsom (EPS)	3 a		
Epsom (EPS)	3 d		
Ashstead (AHD)	d		
Leatherhead (LHD)	d		
Box Hill & Westhumble (BXW)	d		
Dorking (DKG)	4 a		
New Malden (NEM)	6 d	0022	0032
Norbiton (NBT)	d		0036
Kingston (KNG)	a		0038
Kingston (KNG)	d		0039
Hampton Wick (HMW)	d		0041s
Teddington (TED)	a		0043s
Strawberry Hill (STW)	a		0046
Twickenham (TWI)	a		
St Margarets (SMG)	a		
Richmond (RMD)	d		
Fulwell (FLW)	d		
Hampton (HMP)	d		
Kempton Park (KMP)	d		
Sunbury (SUU)	d		
Upper Halliford (UPH)	d		
Shepperton (SHP)	a		
Berrylands (BRS)	d	0025	
Surbiton (SUR)	6 d	0032c	
Thames Ditton (THD)	d		
Hampton Court (HMC)	a		
Hinchley Wood (HYW)	d	0037	
Claygate (CLG)	d	0039	
Oxshott (OXS)	d	0043	
Cobham & Stoke D'abernon (CSD)	d	0046	
Bookham (BKA)	d		
Effingham Junction (EFF)	6 d	0051	
Horsley (HSY)	d	0053	
Clandon (CLA)	d	0058	
London Road (Guildford) (LRD)	d	0103	
Guildford (GLD)	a	0107	

NOTES (see introductory pages for explanation of train operator codes and standard symbols)

- a Arrival time
- d Departure time
- s Stops to set down only
- c Arrives 3 minutes earlier

Dorking, Epsom, Chessington, Guildford, Hampton Court, Surbiton, Shepperton, Kingston and Wimbledon to London

Mondays to Fridays

Operator	SW	SW	SW	SW	SW	SW	SW	SW	SW	SW	SW	SW	SW	SW	SW	SW	SW	SW
Train ID	2F02	2001	2L10	2D06	2H90	2H08	2F06	2J08	2D08	2G08	2003	2F08	2D90	2J10	1A12	2L14	2H10	2D10
Days of operation/Notes 1st Class/Reservations/Bus/Ferry			□		A						B				□	□		
Guildford (GLD)	d	0420		0458			0514		0528	0537								0558
London Road (Guildford) (LRD)	d			0502					0532	0541								0602
Clandon (CLA)	d			0507					0537	0546								0607
Horsley (HSY)	d			0511					0541	0550								0611
Effingham Junction (EFF)	6 d			0517					0545	0553								0616
Bookham (BKA)	d			0520					0548									0619
Cobham & Stoke D'abernon (CSD)	d									0557								
Oxshott (OXS)	d									0600								
Claygate (CLG)	d									0603								
Hinchley Wood (HYW)	d									0606								
Hampton Court (HMC)	d							0554					0623					
Thames Ditton (THD)	d							0556					0625					
Surbiton (SUR)	6 d	0454		0540			0556	0602		0611		0628		0631	0635	0641		
Berrylands (BRS)	d							0604						0634				
Shepperton (SHP)	d				0523													0610
Upper Halliford (UPH)	d				0526													0613
Sunbury (SUU)	d				0528													0615
Kempton Park (KMP)	d																	
Hampton (HMP)	d				0533													0619
Fulwell (FLW)	d				0536													0622
Richmond (RMD)	⊖ d				0548a						0558							
St Margarets (SMG)	d				0545a						0601							
Twickenham (TWI)	d		0452		0542a						0604							
Strawberry Hill (STW)	d		0455		0539a						0607							
Teddington (TED)	d		0459			0543					0611							0627
Hampton Wick (HMW)	d		0501			0545					0614							0629
Kingston (KNG)	a		0503			0547					0616							0631
Kingston (KNG)	d		0504			0548					0619							0632
Norbiton (NBT)	d		0506			0550					0621							0634
New Malden (NEM)	6 d		0510			0554		0607			0625			0637				0640
Dorking (DKG)	4 d																	
Box Hill & Westhumble (BXW)	d																	
Leatherhead (LHD)	d			0525					0553									0624
Ashted (AHD)	d			0528					0557									0627
Epsom (EPS)	3 a			0533					0601									0632
Epsom (EPS)	3 d			0533					0604				0618					0633
Ewell West (EWW)	d			0537					0607				0621					0636
Stoneleigh (SNL)	d			0539					0610				0624					0639
Worcester Park (WCP)	d			0542					0613				0628					0642
Chessington South (CSS)	d																	
Chessington North (CSN)	d																	
Tolworth (TOL)	d																	
Malden Manor (MAL)	d																	
Motspur Park (MOT)	d			0545					0616				0631					0645
Raynes Park (RAY)	6 d		0513	0549		0557		0610	0619		0628		0635	0640				0643
Wimbledon (WIM)	⊖ 6 d	0503	0517	0549	0553	0601	0609	0614	0623	0620	0632	0635	0639	0644		0647		0647
Earlsfield (EAD)	d		0521	0558		0605	0612	0617	0627	0624	0635	0639	0642	0648				0651
Clapham Junction (CLJ)	10 d	0510	0525	0601	0602	0605	0609	0616	0621	0631	0628	0639	0643	0646	0652	0649	0654	0655
Vauxhall (VXH)	⊖ d		0531	0607	0607	0612	0614	0621	0626	0636	0633	0644	0648	0651	0657			0700
London Waterloo (WAT)	⊖ 15 a	0518	0535	0612	0613	0616	0620	0626	0632	0640	0637	0649	0652	0656	0703	0656	0704	0706

NOTES (see introductory pages for explanation of train operator codes and standard symbols)

- a Arrival time
d Departure time

- A Via Richmond and Mortlake, see table 160
B From London Waterloo via Mortlake, see table 160

Dorking, Epsom, Chessington, Guildford, Hampton Court, Surbiton, Shepperton, Kingston and Wimbledon to London

Mondays to Fridays

Operator	SW	SW	SW	SW	SW	SW	SW	SW	SW	SW	SW	SW	SW	SW	SW	SW	SW	SW	
Train ID	2G10	2M10	2005	2F10	1D10	2J12	2F84	2H12	2G12	2F90	2M12	2007	1D12	2J14	2D14	2G14	2M14	2F88	
Days of operation/Notes																			
1st Class/Reservations/Bus/Ferry																			
Guildford (GLD)	d	0604							0634							0657	0704		
London Road (Guildford) (LRD)	d	0608							0638							0701	0708		
Clandon (CLA)	d	0613							0643							0706	0713		
Horsley (HSY)	d	0617							0647							0710	0717		
Effingham Junction (EFF)	6 d	0621							0651							0715	0721		
Bookham (BKA)	d														0718				
Cobham & Stoke D'abernon (CSD)	d	0625							0654								0724		
Oxshott (OXS)	d	0628							0658								0728		
Claygate (CLG)	d	0631							0701								0731		
Hinchley Wood (HYW)	d	0634							0704								0734		
Hampton Court (HMC)	d						0653							0723					
Thames Ditton (THD)	d						0655							0725					
Surbiton (SUR)	6 d	0641		0657		0701	0707		0711	0726				0731		0741		0757	
Berrylands (BRS)	d					0703								0733					
Shepperton (SHP)	d							0640											
Upper Halliford (UPH)	d							0643											
Sunbury (SUU)	d							0645											
Kempton Park (KMP)	d																		
Hampton (HMP)	d							0649											
Fulwell (FLW)	d							0652											
Richmond (RMD)	6 d		0629									0658							
St Margarets (SMG)	d		0632									0701							
Twickenham (TWI)	d		0634									0704							
Strawberry Hill (STW)	d		0638									0707							
Teddington (TED)	d		0642					0657				0711							
Hampton Wick (HMW)	d		0645					0659				0714							
Kingston (KNG)	a		0647					0701				0716							
Kingston (KNG)	d		0648					0702				0718							
Norbiton (NBT)	d		0650					0704				0720							
New Malden (NEM)	6 d		0655			0706		0709				0725		0737		0745			
Dorking (DKG)	4 d				0631								0701						
Box Hill & Westhumble (BXW)	d				0633								0704						
Leatherhead (LHD)	d				0638								0709			0724			
Ashted (AHD)	d				0642								0712			0727			
Epsom (EPS)	3 a				0646								0717			0732			
Epsom (EPS)	3 d				0647								0717			0734			
Ewell West (EWW)	d				0651								0721			0737			
Stoneleigh (SNL)	d				0653								0724			0740			
Worcester Park (WCP)	d				0657								0728			0743			
Chessington South (CSS)	d		0638									0708						0738	
Chessington North (CSN)	d		0640									0710						0740	
Tolworth (TOL)	d		0643									0713						0743	
Malden Manor (MAL)	d		0645									0715						0745	
Motspur Park (MOT)	d		0650		0700							0720	0731		0746		0750		
Raynes Park (RAY)	6 d	0654	0658		0704	0709		0712			0724	0728	0735	0740	0750		0754		
Wimbledon (WIM)	6 d	0650	0658	0702	0705	0708	0713	0716	0719		0728	0732	0739	0744	0754	0750	0758		
Earlsfield (EAD)	d	0654	0702	0706	0709	0712	0717	0720	0723		0732	0736	0743	0748	0758	0754	0802		
Clapham Junction (CLJ)	10 d	0658	0706	0710	0713	0716	0721	0724	0727		0736	0740	0747	0752	0802	0758	0806		
Vauxhall (VXH)	10 d	0703	0711	0715	0718	0721	0726	0729	0732		0741	0745	0752	0757	0807	0803	0811		
London Waterloo (WAT)	15 a	0709	0718	0721	0724	0727	0733	0726	0735	0739	0743	0747	0751	0758	0804	0813	0810	0818	0820

NOTES (see introductory pages for explanation of train operator codes and standard symbols)

- a Arrival time
d Departure time

B From London Waterloo via Mortlake, see table 160

Dorking, Epsom, Chessington, Guildford, Hampton Court, Surbiton, Shepperton, Kingston and Wimbledon to London

Mondays to Fridays

Operator	SW 2009	SW 2H92	SW 2H14	SW 1D14	SW 2J16	SW 2G16	SW 2F92	SW 2D16	SW 2F94	SW 2M16	SW 2011	SW 2H94	SW 2H16	SW 2D18	SW 2J18	SW 2G18	SW 2F96	SW 2M18	
Train ID	B	A					□		□		B	A							
Days of operation/Notes																			
1st Class/Reservations/Bus/Ferry																			
Guildford (GLD)	d					0734								0742		0804			
London Road (Guildford) (LRD)	d					0738								0746		0808			
Clandon (CLA)	d					0743								0751		0813			
Horsley (HSY)	d					0747								0755		0817			
Effingham Junction (EFF)	6 d					0751								0759		0821			
Bookham (BKA)	d													0803					
Cobham & Stoke D'abernon (CSD)	d					0754										0824			
Oxshott (OXS)	d					0758										0828			
Claygate (CLG)	d					0801										0831			
Hinchley Wood (HYW)	d					0804										0834			
Hampton Court (HMC)	d				0753										0823				
Thames Ditton (THD)	d				0755										0825				
Surbiton (SUR)	6 d				0801	0811	0818		0826						0831	0841	0848		
Berrylands (BRS)	d				0803										0833				
Shepperton (SHP)	d		0700	0711									0730	0741					
Upper Halliford (UPH)	d		0703	0714									0733	0744					
Sunbury (SUU)	d		0705	0716									0735	0746					
Kempton Park (KMP)	d																		
Hampton (HMP)	d		0709	0720									0739	0750					
Fulwell (FLW)	d		0712	0723									0742	0753					
Richmond (RMD)	6 d	0728	0731a									0759	0802a						
St Margarets (SMG)	d	0731	0728a									0802	0759a						
Twickenham (TWI)	d	0734	0718a									0804	0748a						
Strawberry Hill (STW)	d	0737	0715a									0808	0745a						
Teddington (TED)	d	0742		0728								0811		0758					
Hampton Wick (HMW)	d	0745		0730								0814		0800					
Kingston (KNG)	a	0747		0732								0816		0802					
Kingston (KNG)	d	0748		0733								0818		0803					
Norbiton (NBT)	d	0750		0735								0820		0805					
New Malden (NEM)	6 d	0755		0740	0806	0815						0825		0810	0836				
Dorking (DKG)	4 d			0730															
Box Hill & Westhumble (BXW)	d			0733															
Leatherhead (LHD)	d			0738										0808					
Ashted (AHD)	d			0741										0811					
Epsom (EPS)	3 a			0746										0816					
Epsom (EPS)	3 d			0746				0803						0816					
Ewell West (EWW)	d			0750				0807						0820					
Stoneleigh (SNL)	d			0753				0809						0823					
Worcester Park (WCP)	d			0757				0813						0827					
Chessington South (CSS)	d									0808									0834
Chessington North (CSN)	d									0810									0836
Tolworth (TOL)	d									0813									0839
Malden Manor (MAL)	d									0815									0841
Motspur Park (MOT)	d			0800				0816		0820				0830					0846
Raynes Park (RAY)	6 d	0758		0743	0804	0810		0820		0824	0828		0813	0834	0840				0850
Wimbledon (WIM)	6 d	0802		0747	0808	0814	0820	0824		0828	0832		0817	0838	0844	0850			0854
Earlsfield (EAD)	d	0806		0751	0812	0818	0824	0828		0832	0836		0821	0842	0848	0854			0858
Clapham Junction (CLJ)	10 d	0810	0749	0755	0816	0822	0828	0832		0836	0840	0819	0825	0846	0852	0858			0902
Vauxhall (VXH)	10 d	0815	0756	0800	0821	0827	0833	0837		0841	0845	0826	0830	0851	0857	0903			0907
London Waterloo (WAT)	15 a	0821	0804	0806	0827	0834	0841	0836	0843	0844	0848	0851	0834	0836	0857	0904	0910	0906	0913

NOTES (see introductory pages for explanation of train operator codes and standard symbols)

- a Arrival time
d Departure time

- A Via Richmond and Mortlake, see table 160
B From London Waterloo via Mortlake, see table 160

Dorking, Epsom, Chessington, Guildford, Hampton Court, Surbiton, Shepperton, Kingston and Wimbledon to London

Mondays to Fridays

Operator	SW	SW	SW	SW	SW	SW	SW	SW	SW	SW	SW	SW	SW	SW	SW	SW	SW	SW	
Train ID	2013	2H96	2H18	2F18	1D18	2J20	2H20	2G20	2B24	2M20	2015	2D22	2F20	2J22	1A24	2H22	2G22	2L26	
Days of operation/Notes 1st Class/Reservations/Bus/Ferry	B	A							□		B				□			□	
Guildford (GLD)	d			0822				0834				0842	0846					0904	
London Road (Guildford) (LRD)	d							0838				0846						0908	
Clandon (CLA)	d							0843				0851						0913	
Horsley (HSY)	d							0847				0855						0918	
Effingham Junction (EFF)	6 d							0851				0859						0922	
Bookham (BKA)	d											0903							
Cobham & Stoke D'abernon (CSD)	d							0854										0926	
Oxshott (OXS)	d							0858										0930	
Claygate (CLG)	d							0901										0933	
Hinchley Wood (HYW)	d							0904										0936	
Hampton Court (HMC)	d						0853							0923					
Thames Ditton (THD)	d						0855							0925					
Surbiton (SUR)	6 d			0857		0901		0911	0917				0927	0931	0938			0941	0946
Berrylands (BRS)	d					0903								0933					
Shepperton (SHP)	d		0800	0811			0841											0911	
Upper Halliford (UPH)	d		0803	0814			0844											0914	
Sunbury (SUU)	d		0805	0816			0846											0916	
Kempton Park (KMP)	d																	0918	
Hampton (HMP)	d		0809	0820			0850											0921	
Fulwell (FLW)	d		0812	0823			0853											0924	
Richmond (RMD)	6 d	0830	0832a									0900							
St Margarets (SMG)	d	0832	0829a									0902							
Twickenham (TWI)	d	0835	0818a									0905							
Strawberry Hill (STW)	d	0838	0815a									0908							
Teddington (TED)	d	0841		0828			0858					0911						0929	
Hampton Wick (HMW)	d	0844		0830			0900					0914						0931	
Kingston (KNG)	a	0846		0832			0902					0916						0933	
Kingston (KNG)	d	0848		0833			0903					0918						0934	
Norbiton (NBT)	d	0850		0835			0905					0920						0936	
New Malden (NEM)	6 d	0855		0840		0906	0910					0925		0936				0940	
Dorking (DKG)	4 d				0831														
Box Hill & Westhumble (BXW)	d				0834														
Leatherhead (LHD)	d				0839							0909							
Ashted (AHD)	d				0843							0912							
Epsom (EPS)	3 a				0847							0917							
Epsom (EPS)	3 d				0848							0917							
Ewell West (EWW)	d				0851							0921							
Stoneleigh (SNL)	d				0854							0923							
Worcester Park (WCP)	d				0857							0927							
Chessington South (CSS)	d									0904									
Chessington North (CSN)	d									0906									
Tolworth (TOL)	d									0909									
Malden Manor (MAL)	d									0911									
Motspur Park (MOT)	d				0900					0915		0930							
Raynes Park (RAY)	6 d	0858		0843	0904	0910	0913			0919	0928	0934		0940				0943	
Wimbledon (WIM)	6 d	0902		0847	0905	0908	0914	0917	0920	0923	0932	0938	0935	0944				0947	0950
Earlsfield (EAD)	d	0906		0851	0909	0912	0918	0921	0924	0927	0936	0942	0939	0947				0950	0954
Clapham Junction (CLJ)	10 d	0910	0849	0855	0913	0916	0922	0925	0928	0931	0940	0946	0943	0951	0951	0954	0958		
Vauxhall (VXH)	10 d	0915	0856	0900	0918	0921	0927	0930	0933	0936	0945	0951	0948	0956	0959	1003			
London Waterloo (WAT)	15 a	0921	0904	0906	0924	0927	0933	0936	0939	0936	0942	0951	0957	0954	1002	0959	1004	1007	1004

NOTES (see introductory pages for explanation of train operator codes and standard symbols)

- a Arrival time
d Departure time

- A Via Richmond and Mortlake, see table 160
B From London Waterloo via Mortlake, see table 160

Dorking, Epsom, Chessington, Guildford, Hampton Court, Surbiton, Shepperton, Kingston and Wimbledon to London

Mondays to Fridays

Operator	SW	SW	SW	SW	SW	SW	SW	SW	SW	SW	SW	SW	SW	SW	SW	SW	SW	SW	
Train ID	2M22	2017	2F22	1D22	2J24	1A26	2H24	2G24	2L28	2M24	2O19	2F24	2D24	2J26	1A28	2H26	2G26	2L30	
Days of operation/Notes		B									B								
1st Class/Reservations/Bus/Ferry						□			□						□			□	
Guildford (GLD)	d							0934					0945				1004		
London Road (Guildford) (LRD)	d							0938					0949				1008		
Clandon (CLA)	d							0943					0954				1013		
Horsley (HSY)	d							0948					0958				1018		
Effingham Junction (EFF)	6 d							0952					1002				1022		
Bookham (BKA)	d												1005						
Cobham & Stoke D'abernon (CSD)	d							0956									1026		
Oxshott (OXS)	d							1000									1030		
Claygate (CLG)	d							1003									1033		
Hinchley Wood (HYW)	d							1006									1036		
Hampton Court (HMC)	d					0954								1024					
Thames Ditton (THD)	d					0956								1026					
Surbiton (SUR)	6 d			0957		1002	1008		1011	1016			1027		1032	1038		1041	1046
Berrylands (BRS)	d					1004								1034					
Shepperton (SHP)	d							0941									1011		
Upper Halliford (UPH)	d							0944									1014		
Sunbury (SUU)	d							0946									1016		
Kempton Park (KMP)	d							0948									1018		
Hampton (HMP)	d							0951									1021		
Fulwell (FLW)	d							0954									1024		
Richmond (RMD)	6 d		0929										0959						
St Margarets (SMG)	d		0931										1001						
Twickenham (TWI)	d		0934										1004						
Strawberry Hill (STW)	d		0937										1007						
Teddington (TED)	d		0941					0959					1011				1029		
Hampton Wick (HMW)	d		0944					1001					1014				1031		
Kingston (KNG)	a		0946					1003					1016				1033		
Kingston (KNG)	d		0948					1004					1018				1034		
Norbiton (NBT)	d		0950					1006					1020				1036		
New Malden (NEM)	6 d		0955			1007		1010					1025		1037		1040		
Dorking (DKG)	4 d				0932														
Box Hill & Westhumble (BXW)	d				0935														
Leatherhead (LHD)	d				0940								1010						
Ashted (AHD)	d				0943								1013						
Epsom (EPS)	3 a				0948								1018						
Epsom (EPS)	3 d				0949								1019						
Ewell West (EWW)	d				0952								1022						
Stoneleigh (SNL)	d				0955								1025						
Worcester Park (WCP)	d				0958								1028						
Chessington South (CSS)	d	0934											1004						
Chessington North (CSN)	d	0936											1006						
Tolworth (TOL)	d	0939											1009						
Malden Manor (MAL)	d	0941											1011						
Motspur Park (MOT)	d	0945			1000								1015			1030			
Raynes Park (RAY)	6 d	0949	0958		1004	1010		1013			1019	1028		1034	1040		1043		
Wimbledon (WIM)	6 d	0953	1002	1005	1008	1014		1017	1020		1023	1032	1035	1038	1044		1047	1050	
Earlsfield (EAD)	d	0957	1005	1008	1012	1017			1024		1027	1036	1039	1042	1047			1054	
Clapham Junction (CLJ)	10 d	1001	1009	1012	1016	1021		1024	1028		1031	1040	1043	1046	1051	1050	1054	1058	1058
Vauxhall (VXH)	10 d	1006	1014	1017	1021	1026		1029	1033		1036	1045	1048	1051	1056		1059	1103	
London Waterloo (WAT)	15 a	1012	1019	1022	1025	1031	1029	1034	1037	1036	1040	1049	1052	1055	1101	1059	1104	1107	1105

NOTES (see introductory pages for explanation of train operator codes and standard symbols)

- a Arrival time
d Departure time

B From London Waterloo via Mortlake, see table 160

Dorking, Epsom, Chessington, Guildford, Hampton Court, Surbiton, Shepperton, Kingston and Wimbledon to London

Mondays to Fridays

Operator	SW 2M26	SW 2021 B	SW 2F26	SW 1D26	SW 2J28	SW 1A30	SW 2H28	SW 2G28	SW 2L32	SW 2M28	SW 2023 B	SW 2F28	SW 2D28	SW 2J30	SW 1A32	SW 2H30	SW 2G30	SW 2L34	
Train ID	1st Class/Reservations/Bus/Ferry																		
Days of operation/Notes	□																		
Guildford (GLD)	d							1034					1045					1104	
London Road (Guildford) (LRD)	d							1038					1049					1108	
Clandon (CLA)	d							1043					1054					1113	
Horsley (HSY)	d							1048					1058					1118	
Effingham Junction (EFF)	6 d							1052					1102					1122	
Bookham (BKA)	d												1105						
Cobham & Stoke D'abernon (CSD)	d							1056										1126	
Oxshott (OXS)	d							1100										1130	
Claygate (CLG)	d							1103										1133	
Hinchley Wood (HYW)	d							1106										1136	
Hampton Court (HMC)	d					1054								1124					
Thames Ditton (THD)	d					1056								1126					
Surbiton (SUR)	6 d			1057		1102	1108		1111	1116			1127	1132	1138			1141	1146
Berrylands (BRS)	d					1104								1134					
Shepperton (SHP)	d							1041										1111	
Upper Halliford (UPH)	d							1044										1114	
Sunbury (SUU)	d							1046										1116	
Kempton Park (KMP)	d							1048										1118	
Hampton (HMP)	d							1051										1121	
Fulwell (FLW)	d							1054										1124	
Richmond (RMD)	6 d		1029										1059						
St Margarets (SMG)	d		1031										1101						
Twickenham (TWI)	d		1034										1104						
Strawberry Hill (STW)	d		1037										1107						
Teddington (TED)	d		1041					1059					1111					1129	
Hampton Wick (HMW)	d		1044					1101					1114					1131	
Kingston (KNG)	a		1046					1103					1116					1133	
Kingston (KNG)	d		1048					1104					1118					1134	
Norbiton (NBT)	d		1050					1106					1120					1136	
New Malden (NEM)	6 d		1055			1107		1110					1125		1137			1140	
Dorking (DKG)	4 d				1032														
Box Hill & Westhumble (BXW)	d				1035														
Leatherhead (LHD)	d				1040								1110						
Ashted (AHD)	d				1043								1113						
Epsom (EPS)	3 a				1048								1118						
Epsom (EPS)	3 d				1049								1119						
Ewell West (EWW)	d				1052								1122						
Stoneleigh (SNL)	d				1055								1125						
Worcester Park (WCP)	d				1058								1128						
Chessington South (CSS)	d	1034											1104						
Chessington North (CSN)	d	1036											1106						
Tolworth (TOL)	d	1039											1109						
Malden Manor (MAL)	d	1041											1111						
Motspur Park (MOT)	d	1045			1100								1115			1130			
Raynes Park (RAY)	6 d	1049	1058		1104	1110		1113			1119	1128	1134	1140		1143			
Wimbledon (WIM)	6 d	1053	1102	1105	1108	1114		1117	1120		1123	1132	1135	1138	1144		1147	1150	
Earlsfield (EAD)	d	1057	1105	1108	1112	1117			1124		1127	1135	1138	1142	1147			1154	
Clapham Junction (CLJ)	10 d	1101	1109	1112	1116	1121	1122	1124	1128		1131	1139	1142	1146	1151	1150	1154	1158	1158
Vauxhall (VXH)	10 d	1106	1114	1117	1121	1126		1129	1133		1136	1144	1147	1151	1156		1159	1203	
London Waterloo (WAT)	15 a	1110	1119	1122	1126	1131	1129	1134	1137	1136	1140	1149	1152	1155	1201	1158	1204	1207	1206

NOTES (see introductory pages for explanation of train operator codes and standard symbols)

- a Arrival time
- d Departure time

B From London Waterloo via Mortlake, see table 160

Dorking, Epsom, Chessington, Guildford, Hampton Court, Surbiton, Shepperton, Kingston and Wimbledon to London

Mondays to Fridays

Operator	SW 2M30	SW 2025 B	SW 2F30	SW 1D30	SW 2J32	SW 1A34	SW 2H32	SW 2G32	SW 2L36	SW 2M32	SW 2027 B	SW 2F32	SW 2D32	SW 2J34	SW 1A36	SW 2H34	SW 2G34	SW 2L38
Days of operation/Notes 1st Class/Reservations/Bus/Ferry						□			□		B				□			□
Guildford (GLD)	d							1134					1145					1204
London Road (Guildford) (LRD)	d							1138					1149					1208
Clandon (CLA)	d							1143					1154					1213
Horsley (HSY)	d							1148					1158					1218
Effingham Junction (EFF)	6 d							1152					1202					1222
Bookham (BKA)	d												1205					
Cobham & Stoke D'abernon (CSD)	d							1156										1226
Oxshott (OXS)	d							1200										1230
Claygate (CLG)	d							1203										1233
Hinchley Wood (HYW)	d							1206										1236
Hampton Court (HMC)	d					1154								1224				
Thames Ditton (THD)	d					1156								1226				
Surbiton (SUR)	6 d			1157		1202	1208		1211	1216			1227	1232	1238		1241	1246
Berrylands (BRS)	d					1204							1234					
Shepperton (SHP)	d							1141										1211
Upper Halliford (UPH)	d							1144										1214
Sunbury (SUU)	d							1146										1216
Kempton Park (KMP)	d							1148										1218
Hampton (HMP)	d							1151										1221
Fulwell (FLW)	d							1154										1224
Richmond (RMD)	⊖ d		1129									1159						
St Margarets (SMG)	d		1131									1201						
Twickenham (TWI)	d		1134									1204						
Strawberry Hill (STW)	d		1137									1207						
Teddington (TED)	d		1141					1159				1211						1229
Hampton Wick (HMW)	d		1144					1201				1214						1231
Kingston (KNG)	a		1146					1203				1216						1233
Kingston (KNG)	d		1148					1204				1218						1234
Norbiton (NBT)	d		1150					1206				1220						1236
New Malden (NEM)	6 d		1155			1207		1210				1225		1237				1240
Dorking (DKG)	4 d				1132													
Box Hill & Westhumble (BXW)	d				1135													
Leatherhead (LHD)	d				1140								1210					
Ashted (AHD)	d				1143								1213					
Epsom (EPS)	3 a				1148								1218					
Epsom (EPS)	3 d				1149								1219					
Ewell West (EWW)	d				1152								1222					
Stoneleigh (SNL)	d				1155								1225					
Worcester Park (WCP)	d				1158								1228					
Chessington South (CSS)	d	1134											1204					
Chessington North (CSN)	d	1136											1206					
Tolworth (TOL)	d	1139											1209					
Malden Manor (MAL)	d	1142											1211					
Motspur Park (MOT)	d	1146			1200								1215				1230	
Raynes Park (RAY)	6 d	1150	1158		1204	1210		1213			1219	1228	1235	1240			1243	
Wimbledon (WIM)	⊖ 6 d	1154	1202	1205	1208	1214		1216	1220		1223	1232	1235	1239	1244		1247	1250
Earlsfield (EAD)	d	1158	1205	1208	1212	1217			1224		1227	1235	1239	1243	1247			1254
Clapham Junction (CLJ)	10 d	1202	1209	1212	1216	1221	1220	1224	1228		1231	1239	1243	1247	1251	1250	1254	1258
Vauxhall (VXH)	⊖ d	1207	1214	1217	1221	1226		1229	1233		1236	1244	1248	1252	1256		1259	1303
London Waterloo (WAT)	⊖ 15 a	1211	1219	1222	1225	1231	1228	1234	1237	1238	1240	1249	1252	1256	1301	1258	1304	1307

NOTES (see introductory pages for explanation of train operator codes and standard symbols)

- a Arrival time
- d Departure time

B From London Waterloo via Mortlake, see table 160

Dorking, Epsom, Chessington, Guildford, Hampton Court, Surbiton, Shepperton, Kingston and Wimbledon to London

Mondays to Fridays

Operator	SW 2M34	SW 2029 B	SW 2F34	SW 1D34	SW 2J36	SW 1A38	SW 2H36	SW 2G36	SW 2L40	SW 2M36	SW 2O31 B	SW 2F36	SW 2D36	SW 2J38	SW 1A40	SW 2H38	SW 2G38	SW 2L42	
Train ID																			
Days of operation/Notes																			
1st Class/Reservations/Bus/Ferry																			
Guildford (GLD)	d							1234					1245					1304	
London Road (Guildford) (LRD)	d							1238					1249					1308	
Clandon (CLA)	d							1243					1254					1313	
Horsley (HSY)	d							1248					1258					1318	
Effingham Junction (EFF)	6 d							1252					1302					1322	
Bookham (BKA)	d												1305						
Cobham & Stoke D'abernon (CSD)	d							1256										1326	
Oxshott (OXS)	d							1300										1330	
Claygate (CLG)	d							1303										1333	
Hinchley Wood (HYW)	d							1306										1336	
Hampton Court (HMC)	d					1254									1324				
Thames Ditton (THD)	d					1256									1326				
Surbiton (SUR)	6 d			1257		1302	1308		1311	1316			1327		1332	1338		1341	1346
Berrylands (BRS)	d					1304									1334				
Shepperton (SHP)	d							1241										1311	
Upper Halliford (UPH)	d							1244										1314	
Sunbury (SUU)	d							1246										1316	
Kempton Park (KMP)	d							1248										1318	
Hampton (HMP)	d							1251										1321	
Fulwell (FLW)	d							1254										1324	
Richmond (RMD)	6 d	1229											1259						
St Margarets (SMG)	d	1231											1301						
Twickenham (TWI)	d	1234											1304						
Strawberry Hill (STW)	d	1237											1307						
Teddington (TED)	d	1241							1259				1311					1329	
Hampton Wick (HMW)	d	1244							1301				1314					1331	
Kingston (KNG)	a	1246							1303				1316					1333	
Kingston (KNG)	d	1248							1304				1318					1334	
Norbiton (NBT)	d	1250							1306				1320					1336	
New Malden (NEM)	6 d	1255			1307			1310					1325		1337			1340	
Dorking (DKG)	4 d			1232															
Box Hill & Westhumble (BXW)	d			1235															
Leatherhead (LHD)	d			1240									1310						
Ashted (AHD)	d			1243									1313						
Epsom (EPS)	3 a			1248									1318						
Epsom (EPS)	3 d			1249									1319						
Ewell West (EWW)	d			1252									1322						
Stoneleigh (SNL)	d			1255									1325						
Worcester Park (WCP)	d			1258									1328						
Chessington South (CSS)	d	1234											1304						
Chessington North (CSN)	d	1236											1306						
Tolworth (TOL)	d	1239											1309						
Malden Manor (MAL)	d	1241											1311						
Motspur Park (MOT)	d	1245			1300								1315				1330		
Raynes Park (RAY)	6 d	1249	1258		1304	1310		1313			1319	1328		1334	1340		1343		
Wimbledon (WIM)	6 d	1253	1302	1305	1308	1314		1317	1320		1323	1332	1335	1338	1344		1347	1350	
Earlsfield (EAD)	d	1257	1305	1308	1312	1317			1324		1327	1335	1338	1342	1347			1354	
Clapham Junction (CLJ)	10 d	1301	1309	1312	1316	1321	1320	1324	1328		1331	1339	1342	1346	1351	1350	1354	1358	1358
Vauxhall (VXH)	10 d	1306	1314	1317	1321	1326		1329	1333		1336	1344	1347	1351	1356		1359	1403	
London Waterloo (WAT)	15 a	1310	1319	1322	1325	1331	1328	1334	1337	1339	1340	1349	1352	1355	1401	1358	1404	1407	1408

NOTES (see introductory pages for explanation of train operator codes and standard symbols)

- a Arrival time
d Departure time

B From London Waterloo via Mortlake, see table 160

Dorking, Epsom, Chessington, Guildford, Hampton Court, Surbiton, Shepperton, Kingston and Wimbledon to London

Mondays to Fridays

Operator	SW 2M38	SW 2O33 B	SW 2F38	SW 1D38	SW 2J40	SW 1A42	SW 2H40	SW 2G40	SW 2L44	SW 2M40	SW 2O35 B	SW 2F40	SW 2D40	SW 2J42	SW 1A44	SW 2H42	SW 2G42	SW 2L46	
Train ID																			
Days of operation/Notes																			
1st Class/Reservations/Bus/Ferry																			
Guildford (GLD)	d							1334					1345					1404	
London Road (Guildford) (LRD)	d							1338					1349					1408	
Clandon (CLA)	d							1343					1354					1413	
Horsley (HSY)	d							1348					1358					1418	
Effingham Junction (EFF)	6 d							1352					1402					1422	
Bookham (BKA)	d												1405						
Cobham & Stoke D'abernon (CSD)	d							1356										1426	
Oxshott (OXS)	d							1400										1430	
Claygate (CLG)	d							1403										1433	
Hinchley Wood (HYW)	d							1406										1436	
Hampton Court (HMC)	d						1354									1424			
Thames Ditton (THD)	d						1356									1426			
Surbiton (SUR)	6 d			1357		1402	1408		1411	1416			1427		1432	1438		1441	1446
Berrylands (BRS)	d					1405									1434				
Shepperton (SHP)	d							1341										1411	
Upper Halliford (UPH)	d							1344										1414	
Sunbury (SUU)	d							1346										1416	
Kempton Park (KMP)	d							1348										1418	
Hampton (HMP)	d							1351										1421	
Fulwell (FLW)	d							1354										1424	
Richmond (RMD)	6 d		1329										1359						
St Margarets (SMG)	d		1331										1401						
Twickenham (TWI)	d		1334										1404						
Strawberry Hill (STW)	d		1337										1407						
Teddington (TED)	d		1341						1359				1411					1429	
Hampton Wick (HMW)	d		1344						1401				1414					1431	
Kingston (KNG)	a		1346						1403				1416					1433	
Kingston (KNG)	d		1348						1404				1418					1434	
Norbiton (NBT)	d		1350						1406				1420					1436	
New Malden (NEM)	6 d		1355			1408		1410					1425		1437			1440	
Dorking (DKG)	4 d				1332														
Box Hill & Westhumble (BXW)	d				1335														
Leatherhead (LHD)	d				1340								1410						
Ashted (AHD)	d				1343								1413						
Epsom (EPS)	3 a				1348								1418						
Epsom (EPS)	3 d				1349								1419						
Ewell West (EWW)	d				1352								1422						
Stoneleigh (SNL)	d				1355								1425						
Worcester Park (WCP)	d				1358								1428						
Chessington South (CSS)	d	1334											1404						
Chessington North (CSN)	d	1336											1406						
Tolworth (TOL)	d	1339											1409						
Malden Manor (MAL)	d	1341											1411						
Motspur Park (MOT)	d	1345			1400								1415				1430		
Raynes Park (RAY)	6 d	1349	1358		1404	1410		1413			1419	1428	1434	1440		1443			
Wimbledon (WIM)	6 d	1353	1402	1405	1408	1414		1417	1420		1423	1432	1435	1438	1444		1447	1450	
Earlsfield (EAD)	d	1357	1405	1408	1412	1418			1424		1427	1435	1438	1442	1447			1454	
Clapham Junction (CLJ)	10 d	1401	1409	1412	1416	1422	1420	1425	1428		1431	1439	1442	1446	1451	1450	1454	1458	1458
Vauxhall (VXH)	10 d	1406	1414	1417	1421	1427		1430	1433		1436	1444	1447	1451	1456		1459	1503	
London Waterloo (WAT)	15 a	1410	1419	1422	1425	1431	1428	1434	1437	1436	1440	1449	1452	1455	1501	1459	1504	1507	1506

NOTES (see introductory pages for explanation of train operator codes and standard symbols)

- a Arrival time
d Departure time

B From London Waterloo via Mortlake, see table 160

Dorking, Epsom, Chessington, Guildford, Hampton Court, Surbiton, Shepperton, Kingston and Wimbledon to London

Mondays to Fridays

Operator	SW 2M42	SW 2O37 B	SW 2F42	SW 1D42	SW 2J44	SW 1A46	SW 2H44	SW 2G44	SW 2M44	SW 2L48	SW 2O39 B	SW 2F44	SW 2D44	SW 2J46	SW 1A48	SW 2H46	SW 2G46	SW 2L50	
Train ID																			
Days of operation/Notes																			
1st Class/Reservations/Bus/Ferry																			
Guildford (GLD)	d							1434					1445					1504	
London Road (Guildford) (LRD)	d							1438					1449					1508	
Clandon (CLA)	d							1443					1454					1513	
Horsley (HSY)	d							1448					1458					1518	
Effingham Junction (EFF)	6 d							1452					1502					1522	
Bookham (BKA)	d												1505						
Cobham & Stoke D'abernon (CSD)	d							1456										1526	
Oxshott (OXS)	d							1500										1530	
Claygate (CLG)	d							1503										1533	
Hinchley Wood (HYW)	d							1506										1536	
Hampton Court (HMC)	d					1454								1524					
Thames Ditton (THD)	d					1456								1526					
Surbiton (SUR)	6 d			1457		1502	1508		1511		1516		1527	1532	1538			1541	1546
Berrylands (BRS)	d					1504								1534					
Shepperton (SHP)	d							1441										1511	
Upper Halliford (UPH)	d							1444										1514	
Sunbury (SUU)	d							1446										1516	
Kempton Park (KMP)	d							1448										1518	
Hampton (HMP)	d							1451										1521	
Fulwell (FLW)	d							1454										1524	
Richmond (RMD)	6 d		1430										1459						
St Margarets (SMG)	d		1432										1501						
Twickenham (TWI)	d		1435										1504						
Strawberry Hill (STW)	d		1438										1507						
Teddington (TED)	d		1442					1459					1511					1529	
Hampton Wick (HMW)	d		1445					1501					1514					1531	
Kingston (KNG)	a		1447					1503					1516					1533	
Kingston (KNG)	d		1448					1504					1518					1534	
Norbiton (NBT)	d		1450					1506					1520					1536	
New Malden (NEM)	6 d		1455			1507		1510					1525		1537			1540	
Dorking (DKG)	4 d				1432														
Box Hill & Westhumble (BXW)	d				1435														
Leatherhead (LHD)	d				1440								1510						
Ashted (AHD)	d				1443								1513						
Epsom (EPS)	3 a				1448								1518						
Epsom (EPS)	3 d				1449								1519						
Ewell West (EWW)	d				1452								1522						
Stoneleigh (SNL)	d				1455								1525						
Worcester Park (WCP)	d				1458								1528						
Chessington South (CSS)	d	1434											1504						
Chessington North (CSN)	d	1436											1506						
Tolworth (TOL)	d	1439											1509						
Malden Manor (MAL)	d	1441											1511						
Motspur Park (MOT)	d	1445			1500								1515						
Raynes Park (RAY)	6 d	1449	1458		1504	1510		1513					1519		1528		1534	1540	
Wimbledon (WIM)	6 d	1453	1502	1505	1508	1514		1517	1520	1523			1532	1535	1538	1544		1543	1550
Earlsfield (EAD)	d	1457	1505	1508	1512	1517			1524	1527			1535	1538	1542	1547		1547	1554
Clapham Junction (CLJ)	10 d	1501	1509	1512	1516	1521	1520	1524	1528	1531			1539	1542	1546	1551	1550	1554	1558
Vauxhall (VXH)	10 d	1506	1514	1517	1521	1526		1529	1533	1536			1544	1547	1551	1556		1559	1603
London Waterloo (WAT)	15 a	1510	1519	1522	1525	1531	1529	1534	1537	1540	1541	1549	1552	1555	1601	1558	1604	1607	1606





NOTES (see introductory pages for explanation of train operator codes and standard symbols)

- a Arrival time
d Departure time

B From London Waterloo via Mortlake, see table 160

Dorking, Epsom, Chessington, Guildford, Hampton Court, Surbiton, Shepperton, Kingston and Wimbledon to London

Mondays to Fridays

Operator	SW	SW	SW	SW	SW	SW	SW	SW	SW	SW	SW	SW	SW	SW	SW	SW	SW	SW		
Train ID	2M46	2O41	2F46	1D46	2J48	1A50	2H48	2G48	2L52	2M48	2O43	2F48	2D48	2J50	1A52	2H50	2G50	2L54		
Days of operation/Notes																				
1st Class/Reservations/Bus/Ferry																				
Guildford (GLD)	d							1534						1545				1604		
London Road (Guildford) (LRD)	d							1538						1549				1608		
Clandon (CLA)	d							1543						1554				1613		
Horsley (HSY)	d							1548						1558				1618		
Effingham Junction (EFF)	6 d							1552						1602				1622		
Bookham (BKA)	d												1605							
Cobham & Stoke D'abernon (CSD)	d							1556										1626		
Oxshott (OXS)	d							1600										1630		
Claygate (CLG)	d							1603										1633		
Hinchley Wood (HYW)	d							1606										1636		
Hampton Court (HMC)	d					1554								1624						
Thames Ditton (THD)	d					1556								1626						
Surbiton (SUR)	6 d			1557		1602	1608		1611	1616				1627		1632	1638		1641	1646
Berrylands (BRS)	d					1604										1634				
Shepperton (SHP)	d							1541										1611		
Upper Halliford (UPH)	d							1544										1614		
Sunbury (SUU)	d							1546										1616		
Kempton Park (KMP)	d							1548										1618		
Hampton (HMP)	d							1551										1621		
Fulwell (FLW)	d							1554										1624		
Richmond (RMD)	 d		1529											1559						
St Margarets (SMG)	d		1531											1601						
Twickenham (TWI)	d		1534											1604						
Strawberry Hill (STW)	d		1537											1607						
Teddington (TED)	d		1541						1559					1611				1629		
Hampton Wick (HMW)	d		1544						1601					1614				1631		
Kingston (KNG)	a		1546						1603					1616				1633		
Kingston (KNG)	d		1548						1604					1618				1634		
Norbiton (NBT)	d		1550						1606					1620				1636		
New Malden (NEM)	6 d		1555			1607		1610						1625		1637		1640		
Dorking (DKG)	4 d				1532															
Box Hill & Westhumble (BXW)	d				1535															
Leatherhead (LHD)	d				1540									1610						
Ashted (AHD)	d				1543									1613						
Epsom (EPS)	3 a				1548									1618						
Epsom (EPS)	3 d				1549									1619						
Ewell West (EWW)	d				1552									1622						
Stoneleigh (SNL)	d				1555									1625						
Worcester Park (WCP)	d				1558									1628						
Chessington South (CSS)	d	1534												1604						
Chessington North (CSN)	d	1536												1606						
Tolworth (TOL)	d	1539												1609						
Malden Manor (MAL)	d	1541												1611						
Motspur Park (MOT)	d	1545			1600									1615			1630			
Raynes Park (RAY)	6 d	1549	1558		1604	1610		1613			1619	1628		1634	1640		1643			
Wimbledon (WIM)	 6 d	1553	1602	1605	1608	1614		1617	1620		1623	1632	1635	1638	1644		1647		1650	
Earlsfield (EAD)	d	1557	1605	1608	1612	1617			1624		1627	1635	1638	1642	1647				1654	
Clapham Junction (CLJ)	10 d	1601	1609	1612	1616	1621		1624	1628		1631	1639	1642	1646	1651	1650	1654	1658	1658	
Vauxhall (VXH)	 d	1606	1614	1617	1621	1626		1629	1633		1636	1644	1647	1651	1656		1659	1703		
London Waterloo (WAT)	 15 a	1610	1619	1622	1625	1631	1624	1634	1637	1638	1640	1649	1652	1655	1701	1659	1704	1707	1708	

NOTES (see introductory pages for explanation of train operator codes and standard symbols)

- a Arrival time
d Departure time

B From London Waterloo via Mortlake, see table 160

Dorking, Epsom, Chessington, Guildford, Hampton Court, Surbiton, Shepperton, Kingston and Wimbledon to London

Mondays to Fridays

Operator	SW	SW	SW	SW	SW	SW	SW	SW	SW	SW	SW	SW	SW	SW	SW	SW	SW	SW
Train ID	2M50	2O45	2F50	1D50	2J52	1A54	2H52	2G52	2L56	2M52	2O47	2F52	2D52	2J54	1A56	2H54	2G54	2L58
Days of operation/Notes 1st Class/Reservations/Bus/Ferry		B				□			□		B				□			□
Guildford (GLD)	d							1634					1645				1704	
London Road (Guildford) (LRD)	d							1638					1649				1708	
Clandon (CLA)	d							1643					1654				1713	
Horsley (HSY)	d							1648					1658				1718	
Effingham Junction (EFF)	6 d							1652					1702				1722	
Bookham (BKA)	d												1705					
Cobham & Stoke D'abernon (CSD)	d							1656									1726	
Oxshott (OXS)	d							1700									1730	
Claygate (CLG)	d							1703									1733	
Hinchley Wood (HYW)	d							1706									1736	
Hampton Court (HMC)	d					1654								1724				
Thames Ditton (THD)	d					1656								1726				
Surbiton (SUR)	6 d			1657		1701	1708		1711	1716			1726	1731	1738		1741	1746
Berrylands (BRS)	d					1704								1734				
Shepperton (SHP)	d							1641									1711	
Upper Halliford (UPH)	d							1644									1714	
Sunbury (SUU)	d							1646									1716	
Kempton Park (KMP)	d							1648									1718	
Hampton (HMP)	d							1651									1721	
Fulwell (FLW)	d							1654									1724	
Richmond (RMD)	6 d		1629										1659					
St Margarets (SMG)	d		1631										1701					
Twickenham (TWI)	d		1634										1704					
Strawberry Hill (STW)	d		1637										1707					
Teddington (TED)	d		1643					1659					1713				1729	
Hampton Wick (HMW)	d		1646					1701					1716				1731	
Kingston (KNG)	a		1648					1703					1718				1733	
Kingston (KNG)	d		1648					1704					1718				1734	
Norbiton (NBT)	d		1650					1706					1720				1736	
New Malden (NEM)	6 d		1655			1707		1710					1725		1737		1740	
Dorking (DKG)	4 d				1632													
Box Hill & Westhumble (BXW)	d				1635													
Leatherhead (LHD)	d				1640								1710					
Ashted (AHD)	d				1643								1713					
Epsom (EPS)	3 a				1648								1718					
Epsom (EPS)	3 d				1649								1719					
Ewell West (EWW)	d				1652								1722					
Stoneleigh (SNL)	d				1655								1725					
Worcester Park (WCP)	d				1658								1728					
Chessington South (CSS)	d	1634											1704					
Chessington North (CSN)	d	1636											1706					
Tolworth (TOL)	d	1639											1709					
Malden Manor (MAL)	d	1641											1711					
Motspur Park (MOT)	d	1645			1700								1715			1730		
Raynes Park (RAY)	6 d	1649	1658		1703	1709		1713			1719	1728	1734	1739		1743		
Wimbledon (WIM)	6 d	1653	1702	1705	1708	1713		1717	1720		1723	1732	1735	1738	1743		1747	1750
Earlsfield (EAD)	d	1657	1705	1708	1711	1717			1724		1727	1735	1738	1742	1747		1754	
Clapham Junction (CLJ)	10 d	1701	1709	1712	1715	1721		1724	1728		1731	1739	1742	1746	1751	1750	1754	1758
Vauxhall (VXH)	10 d	1706	1714	1717	1720	1726		1729	1733		1736	1744	1747	1751	1756		1759	1803
London Waterloo (WAT)	15 a	1710	1720	1723	1726	1731	1729	1735	1737	1738	1740	1749	1752	1755	1801	1759	1804	1807

NOTES (see introductory pages for explanation of train operator codes and standard symbols)

- a Arrival time
d Departure time

B From London Waterloo via Mortlake, see table 160

Dorking, Epsom, Chessington, Guildford, Hampton Court, Surbiton, Shepperton, Kingston and Wimbledon to London

Mondays to Fridays

Operator	SW	SW	SW	SW	SW	SW	SW	SW	SW	SW	SW	SW	SW	SW	SW	SW	SW	SW	
Train ID	2M54	2O49	2F54	1D54	2J56	1A58	2H56	2G56	2L60	2M56	2O51	2F56	2D56	2J58	1A60	2H58	2G58	2L62	
Days of operation/Notes 1st Class/Reservations/Bus/Ferry		B				□			□		B				□			□	
Guildford (GLD)	d							1734					1745					1807	
London Road (Guildford) (LRD)	d							1738					1749					1811	
Clandon (CLA)	d							1743					1754					1816	
Horsley (HSY)	d							1748					1758					1820	
Effingham Junction (EFF)	6 d							1752					1802					1823	
Bookham (BKA)	d												1805						
Cobham & Stoke D'abernon (CSD)	d							1756										1827	
Oxshott (OXS)	d							1800										1830	
Claygate (CLG)	d							1803										1833	
Hinchley Wood (HYW)	d							1806										1836	
Hampton Court (HMC)	d					1754								1824					
Thames Ditton (THD)	d					1756								1826					
Surbiton (SUR)	6 d			1756		1801	1808		1811	1816			1826	1831	1838		1841	1847	
Berrylands (BRS)	d					1804								1834					
Shepperton (SHP)	d							1741									1811		
Upper Halliford (UPH)	d							1744									1814		
Sunbury (SUU)	d							1746									1816		
Kempton Park (KMP)	d							1748									1818		
Hampton (HMP)	d							1751									1821		
Fulwell (FLW)	d							1754									1824		
Richmond (RMD)	6 d		1729										1759						
St Margarets (SMG)	d		1731										1801						
Twickenham (TWI)	d		1734										1804						
Strawberry Hill (STW)	d		1737										1807						
Teddington (TED)	d		1743					1759					1813				1829		
Hampton Wick (HMW)	d		1746					1801					1816				1831		
Kingston (KNG)	a		1748					1803					1818				1833		
Kingston (KNG)	d		1748					1804					1818				1834		
Norbiton (NBT)	d		1750					1806					1820				1836		
New Malden (NEM)	6 d		1755			1807		1810					1825		1837		1840		
Dorking (DKG)	4 d			1732															
Box Hill & Westhumble (BXW)	d			1735															
Leatherhead (LHD)	d			1740									1810						
Ashted (AHD)	d			1743									1813						
Epsom (EPS)	3 a			1748									1818						
Epsom (EPS)	3 d			1748									1819						
Ewell West (EWW)	d			1752									1822						
Stoneleigh (SNL)	d			1754									1825						
Worcester Park (WCP)	d			1757									1828						
Chessington South (CSS)	d	1734											1804						
Chessington North (CSN)	d	1736											1806						
Tolworth (TOL)	d	1739											1809						
Malden Manor (MAL)	d	1741											1811						
Motspur Park (MOT)	d	1745			1800								1815			1830			
Raynes Park (RAY)	6 d	1749	1757		1803	1809		1813			1819	1828	1834	1839		1843			
Wimbledon (WIM)	6 d	1753	1801	1804	1807	1813		1817	1820		1823	1832	1838	1843		1847	1850		
Earlsfield (EAD)	d	1757	1805	1808	1811	1817			1824		1827	1835	1838	1842	1847		1854		
Clapham Junction (CLJ)	10 d	1801	1809	1812	1815	1821	1822	1824	1828	1829	1831	1839	1842	1846	1851	1850	1854	1858	1859
Vauxhall (VXH)	10 d	1806	1814	1817	1820	1826		1829	1833		1836	1844	1847	1851	1856		1859	1903	
London Waterloo (WAT)	15 a	1810	1819	1821	1824	1832	1829	1834	1837	1839	1840	1849	1853	1855	1901	1859	1904	1907	1908

NOTES (see introductory pages for explanation of train operator codes and standard symbols)

- a Arrival time
d Departure time

B From London Waterloo via Mortlake, see table 160

Dorking, Epsom, Chessington, Guildford, Hampton Court, Surbiton, Shepperton, Kingston and Wimbledon to London

Mondays to Fridays

Operator	SW	SW	SW	SW	SW	SW	SW	SW	SW	SW	SW	SW	SW	SW	SW	SW	SW	SW	
Train ID	2M58	2O53	2F58	1D58	2J60	1A62	2H60	2G60	2L64	2M60	2O55	2F60	2D60	2J62	1A64	2H62	2G62	2L66	
Days of operation/Notes																			
1st Class/Reservations/Bus/Ferry																			
Guildford (GLD)	d							1834					1845					1904	
London Road (Guildford) (LRD)	d							1838					1849					1908	
Clandon (CLA)	d							1843					1854					1913	
Horsley (HSY)	d							1848					1858					1918	
Effingham Junction (EFF)	6 d							1852					1902					1922	
Bookham (BKA)	d												1905						
Cobham & Stoke D'abernon (CSD)	d							1856										1926	
Oxshott (OXS)	d							1900										1930	
Claygate (CLG)	d							1903										1933	
Hinchley Wood (HYW)	d							1906										1936	
Hampton Court (HMC)	d					1854									1924				
Thames Ditton (THD)	d					1856									1926				
Surbiton (SUR)	6 d			1856		1902	1908		1911	1918			1927		1932	1938		1941	1947
Berrylands (BRS)	d					1904									1934				
Shepperton (SHP)	d							1836										1906	
Upper Halliford (UPH)	d							1839										1909	
Sunbury (SUU)	d							1841										1911	
Kempton Park (KMP)	d							1843										1913	
Hampton (HMP)	d							1851c										1921c	
Fulwell (FLW)	d							1854										1924	
Richmond (RMD)	6 d		1829										1859						
St Margarets (SMG)	d		1831										1901						
Twickenham (TWI)	d		1834										1904						
Strawberry Hill (STW)	d		1837										1907						
Teddington (TED)	d		1843					1859					1913					1929	
Hampton Wick (HMW)	d		1846					1901					1916					1931	
Kingston (KNG)	a		1848					1903					1918					1933	
Kingston (KNG)	d		1848					1904					1918					1934	
Norbiton (NBT)	d		1850					1906					1920					1936	
New Malden (NEM)	6 d		1855			1907		1910					1925			1937		1940	
Dorking (DKG)	4 d			1832															
Box Hill & Westhumble (BXW)	d			1835															
Leatherhead (LHD)	d			1840									1910						
Ashted (AHD)	d			1843									1913						
Epsom (EPS)	3 a			1848									1918						
Epsom (EPS)	3 d			1850									1919						
Ewell West (EWW)	d			1853									1922						
Stoneleigh (SNL)	d			1856									1925						
Worcester Park (WCP)	d			1859									1928						
Chessington South (CSS)	d	1834											1904						
Chessington North (CSN)	d	1836											1906						
Tolworth (TOL)	d	1839											1909						
Malden Manor (MAL)	d	1841											1911						
Motspur Park (MOT)	d	1845			1901								1915			1930			
Raynes Park (RAY)	6 d	1849	1858		1905	1910		1913			1919	1928		1934	1940		1943		
Wimbledon (WIM)	6 d	1853	1902	1905	1909	1914		1917	1920		1923	1932	1935	1938	1944		1947	1950	
Earlsfield (EAD)	d	1857	1905	1908	1913	1917			1924		1927	1935	1939	1942	1947			1954	
Clapham Junction (CLJ)	10 d	1901	1909	1912	1917	1921		1924	1928		1931	1939	1942	1946	1951	1950	1954	1958	1959
Vauxhall (VXH)	10 d	1906	1914	1917	1922	1926		1929	1933		1936	1944	1947	1951	1956		1959	2003	
London Waterloo (WAT)	15 a	1910	1919	1924	1926	1931	1929	1934	1937	1936	1940	1949	1952	1955	2001	1957	2004	2007	2007

NOTES (see introductory pages for explanation of train operator codes and standard symbols)

- a Arrival time
- d Departure time
- c Arrives 5 minutes earlier

B From London Waterloo via Mortlake, see table 160

Dorking, Epsom, Chessington, Guildford, Hampton Court, Surbiton, Shepperton, Kingston and Wimbledon to London

Mondays to Fridays

Operator	SW	SW	SW	SW	SW	SW	SW	SW	SW	SW	SW	SW	SW	SW	SW	SW	SW	SW
Train ID	2M62	2O57	2F62	1D62	2J64	1A66	2H64	2G64	2L68	2M64	2O59	2F64	2D64	2J66	1A68	2H66	2G66	2M66
Days of operation/Notes																		
1st Class/Reservations/Bus/Ferry																		
Guildford (GLD)	d							1934					1945					2004
London Road (Guildford) (LRD)	d							1938					1949					2008
Clandon (CLA)	d							1943					1954					2013
Horsley (HSY)	d							1948					1958					2018
Effingham Junction (EFF)	6 d							1952					2002					2022
Bookham (BKA)	d												2005					
Cobham & Stoke D'abernon (CSD)	d							1956										2026
Oxshott (OXS)	d							2000										2030
Claygate (CLG)	d							2003										2033
Hinchley Wood (HYW)	d							2006										2036
Hampton Court (HMC)	d					1954								2024				
Thames Ditton (THD)	d					1956								2026				
Surbiton (SUR)	6 d			1957		2002	2008		2011	2016			2026		2032	2038		2041
Berrylands (BRS)	d					2004								2034				
Shepperton (SHP)	d							1936										2011
Upper Halliford (UPH)	d							1939										2014
Sunbury (SUU)	d							1941										2016
Kempton Park (KMP)	d							1943										2018
Hampton (HMP)	d							1951c										2021
Fulwell (FLW)	d							1954										2024
Richmond (RMD)	6 d		1929										1959					
St Margarets (SMG)	d		1931										2001					
Twickenham (TWI)	d		1934										2004					
Strawberry Hill (STW)	d		1937										2007					
Teddington (TED)	d		1943					1959					2012					2029
Hampton Wick (HMW)	d		1946					2001					2014					2031
Kingston (KNG)	a		1948					2003					2016					2033
Kingston (KNG)	d		1948					2004					2018					2034
Norbiton (NBT)	d		1950					2006					2020					2036
New Malden (NEM)	6 d		1955			2007		2010					2025		2037			2040
Dorking (DKG)	4 d				1932													
Box Hill & Westhumble (BXW)	d				1935													
Leatherhead (LHD)	d				1940								2010					
Ashted (AHD)	d				1943								2013					
Epsom (EPS)	3 a				1948								2018					
Epsom (EPS)	3 d				1949								2019					
Ewell West (EWW)	d				1952								2022					
Stoneleigh (SNL)	d				1955								2025					
Worcester Park (WCP)	d				1958								2028					
Chessington South (CSS)	d	1934											2010					2034
Chessington North (CSN)	d	1936											2012					2036
Tolworth (TOL)	d	1939											2015					2039
Malden Manor (MAL)	d	1941											2017					2041
Motspur Park (MOT)	d	1945			2000								2022					2045
Raynes Park (RAY)	6 d	1949	1958		2004	2010		2013			2025	2028	2034	2040		2043		2049
Wimbledon (WIM)	6 d	1953	2002	2005	2008	2014		2017	2023		2029	2032	2038	2044		2047	2050	2053
Earlsfield (EAD)	d	1957	2005	2008	2012	2017			2026		2033	2035	2039	2042	2047		2054	2057
Clapham Junction (CLJ)	10 d	2001	2009	2012	2016	2021	2020	2024	2030		2037	2039	2042	2046	2051	2050	2054	2058
Vauxhall (VXH)	10 d	2006	2014	2017	2021	2026		2029	2035		2042	2044	2047	2051	2056		2059	2103
London Waterloo (WAT)	15 a	2010	2019	2022	2025	2031	2028	2034	2040	2039	2046	2049	2052	2057	2102	2058	2104	2107

NOTES (see introductory pages for explanation of train operator codes and standard symbols)

- a Arrival time
- d Departure time
- c Arrives 5 minutes earlier

B From London Waterloo via Mortlake, see table 160

Dorking, Epsom, Chessington, Guildford, Hampton Court, Surbiton, Shepperton, Kingston and Wimbledon to London

Mondays to Fridays

Operator	SW	SW	SW	SW	SW	SW	SW	SW	SW	SW	SW	SW	SW	SW	SW	SW	SW	SW	
Train ID	2061	2F66	1D66	2J68	2H68	2G68	2L72	2M68	2O63	2F68	2D68	2J70	1A72	2H70	2G70	2M70	2O65	2F70	
Days of operation/Notes	B						□		B				□				B		
1st Class/Reservations/Bus/Ferry																			
Guildford (GLD)	d					2034					2045				2104				
London Road (Guildford) (LRD)	d					2038					2049				2108				
Clandon (CLA)	d					2043					2054				2113				
Horsley (HSY)	d					2048					2058				2118				
Effingham Junction (EFF)	6 d					2052					2102				2122				
Bookham (BKA)	d										2105								
Cobham & Stoke D'abernon (CSD)	d					2056									2126				
Oxshott (OXS)	d					2100									2130				
Claygate (CLG)	d					2103									2133				
Hinchley Wood (HYW)	d					2106									2136				
Hampton Court (HMC)	d				2054							2124							
Thames Ditton (THD)	d				2056							2126							
Surbiton (SUR)	6 d		2057		2102		2111	2116			2127		2132	2138			2141		2157
Berrylands (BRS)	d				2104								2134						
Shepperton (SHP)	d				2041										2111				
Upper Halliford (UPH)	d				2044										2114				
Sunbury (SUU)	d				2046										2116				
Kempton Park (KMP)	d				2048										2118				
Hampton (HMP)	d				2051										2121				
Fulwell (FLW)	d				2054										2124				
Richmond (RMD)	6 d	2029								2059								2129	
St Margarets (SMG)	d	2032								2101								2131	
Twickenham (TWI)	d	2034								2104								2134	
Strawberry Hill (STW)	d	2038								2107								2137	
Teddington (TED)	d	2041				2059				2111				2129				2141	
Hampton Wick (HMW)	d	2044				2101				2114				2131				2144	
Kingston (KNG)	a	2046				2103				2116				2133				2146	
Kingston (KNG)	d	2048				2104				2118				2134				2148	
Norbiton (NBT)	d	2050				2106				2120				2136				2150	
New Malden (NEM)	6 d	2055			2107	2110				2125			2137	2140				2155	
Dorking (DKG)	4 d			2032															
Box Hill & Westhumble (BXW)	d			2035															
Leatherhead (LHD)	d			2040								2110							
Ashted (AHD)	d			2043								2114							
Epsom (EPS)	3 a			2048								2118							
Epsom (EPS)	3 d			2049								2119							
Ewell West (EWW)	d			2052								2122							
Stoneleigh (SNL)	d			2055								2125							
Worcester Park (WCP)	d			2058								2128							
Chessington South (CSS)	d								2104									2134	
Chessington North (CSN)	d								2106									2136	
Tolworth (TOL)	d								2109									2139	
Malden Manor (MAL)	d								2111									2141	
Motspur Park (MOT)	d			2100					2115			2130						2145	
Raynes Park (RAY)	6 d	2058		2104	2110	2113			2119	2128		2134	2140		2143		2149	2158	
Wimbledon (WIM)	6 d	2102	2105	2108	2114	2117	2120		2123	2132	2135	2138	2144		2147	2151	2154	2202	2205
Earlsfield (EAD)	d	2105	2109	2112	2117		2124		2127	2135	2138	2142	2147			2155	2158	2205	2208
Clapham Junction (CLJ)	10 d	2109	2113	2116	2121	2124	2128		2131	2139	2142	2146	2151	2151	2154	2159	2202	2209	2212
Vauxhall (VXH)	6 d	2114	2118	2121	2126	2129	2133		2136	2144	2147	2151	2156		2159	2204	2207	2214	2217
London Waterloo (WAT)	6 a	2119	2122	2125	2131	2134	2137	2139	2140	2149	2152	2155	2201	2158	2204	2208	2211	2219	2224

NOTES (see introductory pages for explanation of train operator codes and standard symbols)

- a Arrival time
d Departure time

B From London Waterloo via Mortlake, see table 160

Dorking, Epsom, Chessington, Guildford, Hampton Court, Surbiton, Shepperton, Kingston and Wimbledon to London

Mondays to Fridays

Operator	SW	SW	SW	SW	SW	SW	SW	SW	SW	SW	SW	SW	SW	SW	SW	SW	SW	SW		
Train ID	1D70	2J72	2H72	2G72	2T62	2M72	2O67	2F72	2D72	2J74	1A76	2H74	2G74	2M74	2O69	2F74	1D74	2J76		
Days of operation/Notes 1st Class/Reservations/Bus/Ferry					□		B				□				B					
Guildford (GLD)	d			2134					2145				2204							
London Road (Guildford) (LRD)	d			2138					2149				2208							
Clandon (CLA)	d			2143					2154				2213							
Horsley (HSY)	d			2148					2158				2218							
Effingham Junction (EFF)	6 d			2152					2202				2222							
Bookham (BKA)	d								2205											
Cobham & Stoke D'abernon (CSD)	d			2156									2226							
Oxshott (OXS)	d			2200									2230							
Claygate (CLG)	d			2203									2233							
Hinchley Wood (HYW)	d			2206									2236							
Hampton Court (HMC)	d		2154								2224							2254		
Thames Ditton (THD)	d		2156								2226							2256		
Surbiton (SUR)	6 d		2202		2211	2217			2227		2232	2238		2241			2257	2302		
Berrylands (BRS)	d		2204								2234							2304		
Shepperton (SHP)	d			2141									2211							
Upper Halliford (UPH)	d			2144									2214							
Sunbury (SUU)	d			2146									2216							
Kempton Park (KMP)	d			2148									2218							
Hampton (HMP)	d			2151									2221							
Fulwell (FLW)	d			2154									2224							
Richmond (RMD)	⊖ d							2159								2229				
St Margarets (SMG)	d							2201								2231				
Twickenham (TWI)	d							2204								2234				
Strawberry Hill (STW)	d							2207								2237				
Teddington (TED)	d			2159				2211				2229				2241				
Hampton Wick (HMW)	d			2201				2214				2231				2244				
Kingston (KNG)	a			2203				2216				2233				2246				
Kingston (KNG)	d			2204				2218				2234				2248				
Norbiton (NBT)	d			2206				2220				2236				2250				
New Malden (NEM)	6 d		2207	2210				2225			2237		2240			2255		2307		
Dorking (DKG)	4 d	2132																2232		
Box Hill & Westhumble (BXW)	d	2135																2235		
Leatherhead (LHD)	d	2140								2210								2240		
Ashted (AHD)	d	2143								2213								2243		
Epsom (EPS)	3 a	2148								2218								2248		
Epsom (EPS)	3 d	2149								2219								2249		
Ewell West (EWW)	d	2152								2222								2252		
Stoneleigh (SNL)	d	2155								2225								2255		
Worcester Park (WCP)	d	2158								2228								2258		
Chessington South (CSS)	d							2204								2238				
Chessington North (CSN)	d							2206								2240				
Tolworth (TOL)	d							2209								2243				
Malden Manor (MAL)	d							2211								2245				
Motspur Park (MOT)	d	2200						2215			2230					2249		2300		
Raynes Park (RAY)	6 d	2204	2210	2213				2219	2228		2234	2240		2243		2253	2258	2304	2310	
Wimbledon (WIM)	⊖ 6 d	2208	2214	2217	2220			2223	2232	2235	2238	2244		2247	2250	2257	2302	2305	2308	2314
Earlsfield (EAD)	d	2212	2217		2224			2227	2235	2238	2242	2247			2254	2301	2305	2308	2311	2317
Clapham Junction (CLJ)	10 d	2216	2221	2224	2228			2231	2239	2242	2246	2251	2250	2254	2258	2305	2309	2312	2315	2321
Vauxhall (VXH)	⊖ d	2221	2226	2229	2233			2236	2244	2247	2251	2256		2259	2303	2310	2314	2317	2320	2326
London Waterloo (WAT)	⊖ 15 a	2226	2232	2234	2239	2234		2240	2249	2253	2255	2303	2259	2306	2311	2316	2319	2326	2328	2332

NOTES (see introductory pages for explanation of train operator codes and standard symbols)

- a Arrival time
d Departure time

B From London Waterloo via Mortlake, see table 160

Dorking, Epsom, Chessington, Guildford, Hampton Court, Surbiton, Shepperton, Kingston and Wimbledon to London

Mondays to Fridays

Operator	SW 2H76	SW 2G76	SW 2T64	SW 2M76	SW 2M94	SW 2O71	SW 2F80	SW 2D78	SW 2J96	SW 1A80	SW 2H78	SW 2H78	SW 2G78	SW 2L82	SW 2M96	SW 2O73	SW 1D78	SW 2L82	
Train ID			□	FO	FX	B				□	FX	FO		FO		B	FO	FX	
Days of operation/Notes																			
1st Class/Reservations/Bus/Ferry																			
Guildford (GLD)	d	2234						2246					2307						
London Road (Guildford) (LRD)	d	2238						2250					2311						
Clandon (CLA)	d	2243						2255					2316						
Horsley (HSY)	d	2248						2259					2320						
Effingham Junction (EFF)	6 d	2252						2303					2323						
Bookham (BKA)	d							2306											
Cobham & Stoke D'abernon (CSD)	d	2256											2327						
Oxshott (OXS)	d	2300											2330						
Claygate (CLG)	d	2303											2333						
Hinchley Wood (HYW)	d	2306											2336						
Hampton Court (HMC)	d								2324										
Thames Ditton (THD)	d								2326										
Surbiton (SUR)	6 d		2311	2316			2327		2332	2338			2341	2342					0001
Berrylands (BRS)	d								2334				2343						
Shepperton (SHP)	d	2241										2311	2311						
Upper Halliford (UPH)	d	2244										2314	2314						
Sunbury (SUU)	d	2246										2316	2316						
Kempton Park (KMP)	d	2248										2318	2318						
Hampton (HMP)	d	2251										2321	2321						
Fulwell (FLW)	d	2254										2324	2324						
Richmond (RMD)	⊖ d						2259										2329		
St Margarets (SMG)	d						2301										2331		
Twickenham (TWI)	d						2304										2334		
Strawberry Hill (STW)	d						2307										2337		
Teddington (TED)	d	2259					2311					2329	2329				2341		
Hampton Wick (HMW)	d	2301					2314					2331	2331				2344		
Kingston (KNG)	a	2303					2316					2333	2333				2346		
Kingston (KNG)	d	2304					2318					2334	2334				2349		
Norbiton (NBT)	d	2306					2320					2336	2336				2351		
New Malden (NEM)	6 d	2310					2325		2337			2340	2341	2346			2355		
Dorking (DKG)	4 d																		2332
Box Hill & Westhumble (BXW)	d																		2335
Leatherhead (LHD)	d							2311											2340
Ashted (AHD)	d							2314											2343
Epsom (EPS)	3 a							2319											2348
Epsom (EPS)	3 d							2319											2349
Ewell West (EWW)	d							2322											2352
Stoneleigh (SNL)	d							2325											2355
Worcester Park (WCP)	d							2328											2358
Chessington South (CSS)	d				2308	2308										2341			
Chessington North (CSN)	d				2310	2310										2343			
Tolworth (TOL)	d				2313	2313										2346			
Malden Manor (MAL)	d				2315	2315										2348			
Motspur Park (MOT)	d				2319	2319			2330							2352			0001
Raynes Park (RAY)	6 d	2313			2323	2323	2328		2334	2340		2343	2343	2349		2356	2358	0006	
Wimbledon (WIM)	⊖ 6 d	2317	2320		2327	2327a	2332	2335	2340	2344a		2349	2350	2353	2359a	0006	0010	0011	
Earlsfield (EAD)	d		2324		2331		2336	2339	2344					2356		0009	0013		
Clapham Junction (CLJ)	10 d	2325	2328		2335		2340	2343	2348		2351	0001	2357	2359	2355	0013	0017	0017	
Vauxhall (VXH)	⊖ d	2330	2336		2340		2345	2348	2353			0007	0002	0005		0018	0022	0025	
London Waterloo (WAT)	⊖ 15 a	2336	2340	2335	2344		2350	2354	0002		0002	0012	0007	0013	0004	0024	0027	0030	

NOTES (see introductory pages for explanation of train operator codes and standard symbols)

a Arrival time
d Departure time

B From London Waterloo via Mortlake, see table 160

FO Fridays only
FX Not Fridays

Dorking, Epsom, Chessington, Guildford, Hampton Court, Surbiton, Shepperton, Kingston and Wimbledon to London

Mondays to Fridays

Operator Train ID Days of operation/Notes 1st Class/Reservations/Bus/Ferry	SW	SW	SW	SW	SW	SW	SW	SW	SW
	2H80 FO	2G80 FO	2P82 FX □	2P82 FO □	2J98	2F82 SM □	2O75 FO B	2D92 FO	2M98 SM
Guildford (GLD)	d	2337	2339	2339				2346	
London Road (Guildford) (LRD)	d	2341						2350	
Clandon (CLA)	d	2346						2355	
Horsley (HSY)	d	2350						2359	
Effingham Junction (EFF)	6 d	2353						0003	
Bookham (BKA)	d							0006	
Cobham & Stoke D'abernon (CSD)	d	2357							
Oxshott (OXS)	d	0001							
Claygate (CLG)	d	0003							
Hinchley Wood (HYW)	d	0006							
Hampton Court (HMC)	d				2359				
Thames Ditton (THD)	d				0002				
Surbiton (SUR)	6 d		0011	0008	0008	0012	0014		
Berrylands (BRS)	d				0014				
Shepperton (SHP)	d	2341							
Upper Halliford (UPH)	d	2344							
Sunbury (SUU)	d	2346							
Kempton Park (KMP)	d	2348							
Hampton (HMP)	d	2351							
Fulwell (FLW)	d	2354							
Richmond (RMD)	⊖ d						2359		
St Margarets (SMG)	d						0001		
Twickenham (TWI)	d						0004		
Strawberry Hill (STW)	d						0008		
Teddington (TED)	d	2359					0011		
Hampton Wick (HMW)	d	0001					0013		
Kingston (KNG)	a	0003					0015		
Kingston (KNG)	d	0004					0016		
Norbiton (NBT)	d	0006					0018		
New Malden (NEM)	6 d	0010			0017		0022		
Dorking (DKG)	4 d								
Box Hill & Westhumble (BXW)	d								
Leatherhead (LHD)	d							0011	
Ashted (AHD)	d							0014	
Epsom (EPS)	3 a							0019	
Epsom (EPS)	3 d							0019	
Ewell West (EWW)	d							0022	
Stoneleigh (SNL)	d							0025	
Worcester Park (WCP)	d							0028	
Chessington South (CSS)	d								0028
Chessington North (CSN)	d								0030
Tolworth (TOL)	d								0033
Malden Manor (MAL)	d								0035
Motspur Park (MOT)	d							0030	0039
Raynes Park (RAY)	6 d	0011			0020		0024	0034	0042
Wimbledon (WIM)	⊖ 6 d	0016	0019	0017	0016	0024a	0022	0028	0038a
Earlsfield (EAD)	d	0020	0023				0026	0032	
Clapham Junction (CLJ)	10 d	0024	0027	0023	0023		0030	0036	
Vauxhall (VXH)	⊖ d	0029	0032				0035	0041	
London Waterloo (WAT)	⊖ 15 a	0033	0036	0031	0037		0042	0046	

NOTES (see introductory pages for explanation of train operator codes and standard symbols)

a Arrival time
d Departure time

B From London Waterloo via Mortlake, see table 160

FO Fridays only
FX Not Fridays
SM Saturday mornings

Dorking, Epsom, Chessington, Guildford, Hampton Court, Surbiton, Shepperton, Kingston and Wimbledon to London

Saturdays

Operator	SW	SW	SW	SW	SW	SW	SW	SW	SW	SW	SW	SW	SW	SW	SW	SW	SW	SW	
Train ID	2F02	2001	2L10	2D06	2H08	2F06	2J08	2003	2F08	2D08	2J10	2H10	2B14	2M10	2005	2F10	2D10	2J12	
Days of operation/Notes 1st Class/Reservations/Bus/Ferry			□					A					□		A				
Guildford (GLD)	d	0425						0514											
London Road (Guildford) (LRD)	d																		
Clandon (CLA)	d																		
Horsley (HSY)	d																		
Effingham Junction (EFF)	6 d																		
Bookham (BKA)	d																		
Cobham & Stoke D'abernon (CSD)	d																		
Oxshott (OXS)	d																		
Claygate (CLG)	d																		
Hinchley Wood (HYW)	d																		
Hampton Court (HMC)	d							0554				0624							0654
Thames Ditton (THD)	d							0556				0626							0656
Surbiton (SUR)	6 d	0454		0540			0556	0602		0626		0632		0646			0657		0702
Berrylands (BRS)	d							0604				0634							0704
Shepperton (SHP)	d												0611						
Upper Halliford (UPH)	d												0614						
Sunbury (SUU)	d												0616						
Kempton Park (KMP)	d												0618						
Hampton (HMP)	d												0621						
Fulwell (FLW)	d												0624						
Richmond (RMD)	⊖ d							0559								0629			
St Margarets (SMG)	d							0601								0631			
Twickenham (TWI)	d		0452					0604								0634			
Strawberry Hill (STW)	d		0455					0607								0637			
Teddington (TED)	d		0459			0544		0611				0629				0641			
Hampton Wick (HMW)	d		0501			0546		0614				0631				0644			
Kingston (KNG)	a		0503			0548		0616				0633				0646			
Kingston (KNG)	d		0504			0549		0618				0634				0648			
Norbiton (NBT)	d		0506			0551		0620				0636				0650			
New Malden (NEM)	6 d		0510			0555		0607	0625			0637	0640			0655			0707
Dorking (DKG)	4 d																		
Box Hill & Westhumble (BXW)	d																		
Leatherhead (LHD)	d																		
Ashted (AHD)	d																		
Epsom (EPS)	3 a																		
Epsom (EPS)	3 d					0534						0619							0649
Ewell West (EWW)	d					0537						0622							0652
Stoneleigh (SNL)	d					0540						0625							0655
Worcester Park (WCP)	d					0543						0628							0658
Chessington South (CSS)	d														0634				
Chessington North (CSN)	d														0636				
Tolworth (TOL)	d														0639				
Malden Manor (MAL)	d														0641				
Motspur Park (MOT)	d					0545					0630				0645				0700
Raynes Park (RAY)	6 d		0513		0549	0558		0610	0628		0634	0640	0643		0649	0658		0704	0710
Wimbledon (WIM)	⊖ 6 d	0502	0517	0549	0553	0602	0606	0614	0632	0635	0638	0644	0647		0653	0702	0705	0708	0714
Earlsfield (EAD)	d		0521		0558	0605	0609	0617	0635	0638	0642	0647	0650		0657	0705	0708	0712	0717
Clapham Junction (CLJ)	10 d	0509	0525	0601	0602	0609	0613	0621	0639	0642	0646	0651	0654	0658	0701	0709	0712	0716	0721
Vauxhall (VXH)	⊖ d		0530	0608	0607	0614	0618	0626	0644	0647	0651	0656	0659		0706	0714	0717	0721	0726
London Waterloo (WAT)	⊖ 15 a	0518	0537	0613	0611	0619	0623	0632	0649	0654	0656	0702	0705	0709	0710	0719	0722	0725	0731

NOTES (see introductory pages for explanation of train operator codes and standard symbols)

- a Arrival time
d Departure time

A From London Waterloo via Mortlake, see table 160

Dorking, Epsom, Chessington, Guildford, Hampton Court, Surbiton, Shepperton, Kingston and Wimbledon to London

Saturdays

Operator	SW	SW	SW	SW	SW	SW	SW	SW	SW	SW	SW	SW	SW	SW	SW	SW	SW	SW		
Train ID	1A14	2H12	2G12	2B16	2M12	2O07	2D12	2F12	2J14	2A16	2H14	2G14	2L18	2M14	2O09	2F14	1D14	2J16		
Days of operation/Notes 1st Class/Reservations/Bus/Ferry	□			□		A				□			□		A					
Guildford (GLD)	d		0634				0639	0654				0704								
London Road (Guildford) (LRD)	d		0638				0643					0708								
Clandon (CLA)	d		0643				0648					0713								
Horsley (HSY)	d		0648				0652					0718								
Effingham Junction (EFF)	6 d		0652				0656					0722								
Bookham (BKA)	d						0659													
Cobham & Stoke D'abernon (CSD)	d		0656									0726								
Oxshott (OXS)	d		0700									0730								
Claygate (CLG)	d		0703									0733								
Hinchley Wood (HYW)	d		0706									0736								
Hampton Court (HMC)	d								0724									0754		
Thames Ditton (THD)	d								0726									0756		
Surbiton (SUR)	6 d	0708		0711	0716			0727	0732	0738		0741	0747			0757		0802		
Berrylands (BRS)	d								0734									0804		
Shepperton (SHP)	d		0641									0711								
Upper Halliford (UPH)	d		0644									0714								
Sunbury (SUU)	d		0646									0716								
Kempton Park (KMP)	d		0648									0718								
Hampton (HMP)	d		0651									0721								
Fulwell (FLW)	d		0654									0724								
Richmond (RMD)	⊖ d						0659									0729				
St Margarets (SMG)	d						0701									0731				
Twickenham (TWI)	d						0704									0734				
Strawberry Hill (STW)	d						0707									0737				
Teddington (TED)	d		0659				0711					0729				0741				
Hampton Wick (HMW)	d		0701				0714					0731				0744				
Kingston (KNG)	a		0703				0716					0733				0746				
Kingston (KNG)	d		0704				0718					0734				0748				
Norbiton (NBT)	d		0706				0720					0736				0750				
New Malden (NEM)	6 d		0710				0725			0737		0740				0755		0807		
Dorking (DKG)	4 d																	0730		
Box Hill & Westhumble (BXW)	d																	0733		
Leatherhead (LHD)	d							0704										0738		
Ashted (AHD)	d							0707										0741		
Epsom (EPS)	3 a							0712										0746		
Epsom (EPS)	3 d							0719										0749		
Ewell West (EWW)	d							0722										0752		
Stoneleigh (SNL)	d							0725										0755		
Worcester Park (WCP)	d							0728										0758		
Chessington South (CSS)	d						0704								0734					
Chessington North (CSN)	d						0706								0736					
Tolworth (TOL)	d						0709								0739					
Malden Manor (MAL)	d						0711								0741					
Motspur Park (MOT)	d						0715		0730						0745			0800		
Raynes Park (RAY)	6 d		0713				0719	0728	0734		0740		0743		0749	0758		0804	0810	
Wimbledon (WIM)	⊖ 6 d		0717	0720			0723	0732	0738	0735	0744		0747	0750	0753	0802	0805	0808	0814	
Earlsfield (EAD)	d		0720	0724			0727	0735	0742	0738	0747		0750	0754	0757	0805	0808	0812	0817	
Clapham Junction (CLJ)	10 d	0719	0724	0728			0731	0739	0746	0742	0751	0750	0754	0758	0759	0801	0809	0812	0816	0821
Vauxhall (VXH)	⊖ d		0729	0733			0736	0744	0751	0747	0756		0759	0803	0806	0814	0817	0821	0826	
London Waterloo (WAT)	⊖ 15 a	0727	0735	0737	0735	0740	0749	0755	0752	0801	0759	0805	0807	0806	0810	0819	0822	0825	0831	

NOTES (see introductory pages for explanation of train operator codes and standard symbols)

- a Arrival time
d Departure time

A From London Waterloo via Mortlake, see table 160

Dorking, Epsom, Chessington, Guildford, Hampton Court, Surbiton, Shepperton, Kingston and Wimbledon to London

Saturdays

Operator	SW	SW	SW	SW	SW	SW	SW	SW	SW	SW	SW	SW	SW	SW	SW	SW	SW	SW	
Train ID	1A18	2H16	2G16	2M16	2T18	2O11	2F16	2D16	2J18	2A20	2H18	2G18	2L22	2M18	2O13	2F18	2D18	2J20	
Days of operation/Notes 1st Class/Reservations/Bus/Ferry	□				□	A				□			□		A				
Guildford (GLD)	d		0734					0745				0804							
London Road (Guildford) (LRD)	d		0738					0749				0808							
Clandon (CLA)	d		0743					0754				0813							
Horsley (HSY)	d		0748					0758				0818							
Effingham Junction (EFF)	6 d		0752					0802				0822							
Bookham (BKA)	d							0805											
Cobham & Stoke D'abernon (CSD)	d		0756									0826							
Oxshott (OXS)	d		0800									0830							
Claygate (CLG)	d		0803									0833							
Hinchley Wood (HYW)	d		0806									0836							
Hampton Court (HMC)	d							0824										0854	
Thames Ditton (THD)	d							0826										0856	
Surbiton (SUR)	6 d	0808		0811		0816		0827		0832	0838		0841	0846			0857	0902	
Berrylands (BRS)	d									0834								0904	
Shepperton (SHP)	d		0741									0811							
Upper Halliford (UPH)	d		0744									0814							
Sunbury (SUU)	d		0746									0816							
Kempton Park (KMP)	d		0748									0818							
Hampton (HMP)	d		0751									0821							
Fulwell (FLW)	d		0754									0824							
Richmond (RMD)	⊖ d					0759										0829			
St Margarets (SMG)	d					0801										0831			
Twickenham (TWI)	d					0804										0834			
Strawberry Hill (STW)	d					0807										0837			
Teddington (TED)	d		0759			0811						0829				0841			
Hampton Wick (HMW)	d		0801			0814						0831				0844			
Kingston (KNG)	a		0803			0816						0833				0846			
Kingston (KNG)	d		0804			0818						0834				0848			
Norbiton (NBT)	d		0806			0820						0836				0850			
New Malden (NEM)	6 d		0810			0825			0837			0840				0855		0907	
Dorking (DKG)	4 d																	0832	
Box Hill & Westhumble (BXW)	d																	0835	
Leatherhead (LHD)	d							0810										0840	
Ashted (AHD)	d							0813										0843	
Epsom (EPS)	3 a							0818										0848	
Epsom (EPS)	3 d							0819										0849	
Ewell West (EWW)	d							0822										0852	
Stoneleigh (SNL)	d							0825										0855	
Worcester Park (WCP)	d							0828										0858	
Chessington South (CSS)	d				0804										0834				
Chessington North (CSN)	d				0806										0836				
Tolworth (TOL)	d				0809										0839				
Malden Manor (MAL)	d				0811										0841				
Motspur Park (MOT)	d				0815			0830							0845			0900	
Raynes Park (RAY)	6 d		0813		0819		0828	0834	0840		0843			0849	0858		0904	0910	
Wimbledon (WIM)	⊖ 6 d		0817	0820	0823		0832	0835	0838	0844		0847	0850	0853	0902	0905	0908	0914	
Earlsfield (EAD)	d		0820	0824	0827		0835	0838	0842	0847		0850	0854	0857	0905	0908	0912	0917	
Clapham Junction (CLJ)	10 d	0820	0824	0828	0831		0839	0842	0846	0851	0850	0854	0858	0858	0901	0909	0912	0916	0921
Vauxhall (VXH)	⊖ d		0829	0833	0836		0844	0847	0851	0856		0859	0903	0906	0914	0917	0921	0926	
London Waterloo (WAT)	⊖ 15 a	0828	0835	0837	0840	0840	0849	0852	0855	0901	0858	0905	0907	0909	0910	0919	0922	0925	0931

NOTES (see introductory pages for explanation of train operator codes and standard symbols)

- a Arrival time
d Departure time

A From London Waterloo via Mortlake, see table 160

Dorking, Epsom, Chessington, Guildford, Hampton Court, Surbiton, Shepperton, Kingston and Wimbledon to London

Saturdays

Operator	SW 1A22	SW 2H20	SW 2G20	SW 2L24	SW 2M20	SW 2O15 A	SW 2F20	SW 2D20	SW 2J22	SW 1A24	SW 2H22	SW 2G22	SW 2L26	SW 2M22	SW 2O17 A	SW 2F22	SW 1D22	SW 2J24
Train ID																		
Days of operation/Notes																		
1st Class/Reservations/Bus/Ferry	¶			¶		A				¶			¶		A			
Guildford (GLD)	d		0834					0845				0904						
London Road (Guildford) (LRD)	d		0838					0849				0908						
Clandon (CLA)	d		0843					0854				0913						
Horsley (HSY)	d		0848					0858				0918						
Effingham Junction (EFF)	6 d		0852					0902				0922						
Bookham (BKA)	d							0905										
Cobham & Stoke D'abernon (CSD)	d		0856									0926						
Oxshott (OXS)	d		0900									0930						
Claygate (CLG)	d		0903									0933						
Hinchley Wood (HYW)	d		0906									0936						
Hampton Court (HMC)	d								0924									0954
Thames Ditton (THD)	d								0926									0956
Surbiton (SUR)	6 d	0908		0911	0916			0927		0932	0938		0941	0946			0957	1002
Berrylands (BRS)	d								0934									1004
Shepperton (SHP)	d		0841									0911						
Upper Halliford (UPH)	d		0844									0914						
Sunbury (SUU)	d		0846									0916						
Kempton Park (KMP)	d		0848									0918						
Hampton (HMP)	d		0851									0921						
Fulwell (FLW)	d		0854									0924						
Richmond (RMD)	⊖ d						0854									0929		
St Margarets (SMG)	d						0856									0931		
Twickenham (TWI)	d						0900									0934		
Strawberry Hill (STW)	d						0903									0937		
Teddington (TED)	d		0859				0911e					0929				0941		
Hampton Wick (HMW)	d		0901				0914					0931				0944		
Kingston (KNG)	a		0903				0916					0933				0946		
Kingston (KNG)	d		0904				0918					0934				0948		
Norbiton (NBT)	d		0906				0920					0936				0950		
New Malden (NEM)	6 d		0910				0925			0937		0940				0955		1007
Dorking (DKG)	4 d																	0932
Box Hill & Westhumble (BXW)	d																	0935
Leatherhead (LHD)	d							0910										0940
Ashted (AHD)	d							0913										0943
Epsom (EPS)	3 a							0918										0948
Epsom (EPS)	3 d							0919										0949
Ewell West (EWW)	d							0922										0952
Stoneleigh (SNL)	d							0925										0955
Worcester Park (WCP)	d							0928										0958
Chessington South (CSS)	d						0904								0934			
Chessington North (CSN)	d						0906								0936			
Tolworth (TOL)	d						0909								0939			
Malden Manor (MAL)	d						0911								0941			
Motspur Park (MOT)	d						0915			0930					0945			1000
Raynes Park (RAY)	6 d		0913				0919	0928		0934	0940		0943		0949	0958		1004
Wimbledon (WIM)	⊖ 6 d		0917	0920			0923	0932	0935	0938	0944		0947	0950	0953	1002	1005	1008
Earlsfield (EAD)	d		0920	0924			0927	0935	0938	0942	0947		0950	0954	0957	1005	1008	1012
Clapham Junction (CLJ)	10 d	0920	0924	0928			0931	0939	0942	0946	0951	0950	0954	0958	0958	1001	1009	1012
Vauxhall (VXH)	⊖ d		0929	0933			0936	0944	0947	0951	0956		0959	1003	1006	1014	1017	1021
London Waterloo (WAT)	⊖ 15 a	0928	0935	0937	0938	0940	0949	0952	0955	1001	0958	1005	1007	1008	1010	1019	1022	1025

NOTES (see introductory pages for explanation of train operator codes and standard symbols)

- a Arrival time
- d Departure time
- e Arrives 5 minutes earlier

A From London Waterloo via Mortlake, see table 160

Dorking, Epsom, Chessington, Guildford, Hampton Court, Surbiton, Shepperton, Kingston and Wimbledon to London

Saturdays

Operator	SW	SW	SW	SW	SW	SW	SW	SW	SW	SW	SW	SW	SW	SW	SW	SW	SW	SW	
Train ID	1A26	2H24	2G24	2L28	2M24	2O19	2F24	2D24	2J26	2A28	2H26	2G26	2L30	2M26	2O21	2F26	1D26	2J28	
Days of operation/Notes 1st Class/Reservations/Bus/Ferry	□			□		A				□			□		A				
Guildford (GLD)	d		0934					0945				1004							
London Road (Guildford) (LRD)	d		0938					0949				1008							
Clandon (CLA)	d		0943					0954				1013							
Horsley (HSY)	d		0948					0958				1018							
Effingham Junction (EFF)	6 d		0952					1002				1022							
Bookham (BKA)	d							1005											
Cobham & Stoke D'abernon (CSD)	d		0956									1026							
Oxshott (OXS)	d		1000									1030							
Claygate (CLG)	d		1003									1033							
Hinchley Wood (HYW)	d		1006									1036							
Hampton Court (HMC)	d								1024									1054	
Thames Ditton (THD)	d								1026									1056	
Surbiton (SUR)	6 d	1008		1011	1016			1027		1032	1038		1041	1046			1057	1102	
Berrylands (BRS)	d									1034								1104	
Shepperton (SHP)	d		0941									1011							
Upper Halliford (UPH)	d		0944									1014							
Sunbury (SUU)	d		0946									1016							
Kempton Park (KMP)	d		0948									1018							
Hampton (HMP)	d		0951									1021							
Fulwell (FLW)	d		0954									1024							
Richmond (RMD)	⊖ d						0959										1029		
St Margarets (SMG)	d						1001										1031		
Twickenham (TWI)	d						1004										1034		
Strawberry Hill (STW)	d						1007										1037		
Teddington (TED)	d		0959				1011					1029					1041		
Hampton Wick (HMW)	d		1001				1014					1031					1044		
Kingston (KNG)	a		1003				1016					1033					1046		
Kingston (KNG)	d		1004				1018					1034					1048		
Norbiton (NBT)	d		1006				1020					1036					1050		
New Malden (NEM)	6 d		1010				1025			1037		1040					1055	1107	
Dorking (DKG)	4 d																	1032	
Box Hill & Westhumble (BXW)	d																	1035	
Leatherhead (LHD)	d								1010									1040	
Ashted (AHD)	d								1013									1043	
Epsom (EPS)	3 a								1018									1048	
Epsom (EPS)	3 d								1019									1049	
Ewell West (EWW)	d								1022									1052	
Stoneleigh (SNL)	d								1025									1055	
Worcester Park (WCP)	d								1028									1058	
Chessington South (CSS)	d					1004									1034				
Chessington North (CSN)	d					1006									1036				
Tolworth (TOL)	d					1009									1039				
Malden Manor (MAL)	d					1011									1041				
Motspur Park (MOT)	d					1015			1030						1045			1100	
Raynes Park (RAY)	6 d		1013			1019	1028		1034	1040		1043			1049	1058		1104	1110
Wimbledon (WIM)	⊖ 6 d		1017	1020		1023	1032	1035	1038	1044		1047	1050		1053	1102	1105	1108	1114
Earlsfield (EAD)	d		1020	1024		1027	1035	1038	1042	1047		1050	1054		1057	1105	1108	1112	1117
Clapham Junction (CLJ)	10 d	1020	1024	1028		1031	1039	1042	1046	1051	1050	1054	1058	1058	1101	1109	1112	1116	1121
Vauxhall (VXH)	⊖ d		1029	1033		1036	1044	1047	1051	1056		1059	1103		1106	1114	1117	1121	1126
London Waterloo (WAT)	⊖ 15 a	1028	1035	1037	1039	1040	1049	1052	1055	1101	1058	1105	1107	1106	1110	1119	1122	1125	1131

NOTES (see introductory pages for explanation of train operator codes and standard symbols)

- a Arrival time
d Departure time

A From London Waterloo via Mortlake, see table 160

Dorking, Epsom, Chessington, Guildford, Hampton Court, Surbiton, Shepperton, Kingston and Wimbledon to London

Saturdays

Operator	SW	SW	SW	SW	SW	SW	SW	SW	SW	SW	SW	SW	SW	SW	SW	SW	SW	SW
Train ID	1A30	2H28	2G28	2L32	2M28	2O23	2F28	2D28	2J30	2A32	2H30	2G30	2L34	2M30	2O25	2F30	2D30	2J32
Days of operation/Notes 1st Class/Reservations/Bus/Ferry	□			□		A				□			□		A			
Guildford (GLD)	d		1034					1045				1104						
London Road (Guildford) (LRD)	d		1038					1049				1108						
Clandon (CLA)	d		1043					1054				1113						
Horsley (HSY)	d		1048					1058				1118						
Effingham Junction (EFF)	6 d		1052					1102				1122						
Bookham (BKA)	d							1105										
Cobham & Stoke D'abernon (CSD)	d		1056									1126						
Oxshott (OXS)	d		1100									1130						
Claygate (CLG)	d		1103									1133						
Hinchley Wood (HYW)	d		1106									1136						
Hampton Court (HMC)	d								1124									1154
Thames Ditton (THD)	d								1126									1156
Surbiton (SUR)	6 d	1108		1111	1116			1127		1132	1138		1141	1146			1157	1202
Berrylands (BRS)	d									1134								1204
Shepperton (SHP)	d		1041									1111						
Upper Halliford (UPH)	d		1044									1114						
Sunbury (SUU)	d		1046									1116						
Kempton Park (KMP)	d		1048									1118						
Hampton (HMP)	d		1051									1121						
Fulwell (FLW)	d		1054									1124						
Richmond (RMD)	⊖ d						1059									1129		
St Margarets (SMG)	d						1101									1131		
Twickenham (TWI)	d						1104									1134		
Strawberry Hill (STW)	d						1107									1137		
Teddington (TED)	d		1059				1111					1129				1141		
Hampton Wick (HMW)	d		1101				1114					1131				1144		
Kingston (KNG)	a		1103				1116					1133				1146		
Kingston (KNG)	d		1104				1118					1134				1148		
Norbiton (NBT)	d		1106				1120					1136				1150		
New Malden (NEM)	6 d		1110				1125			1137		1140				1155		1207
Dorking (DKG)	4 d																	1132
Box Hill & Westhumble (BXW)	d																	1135
Leatherhead (LHD)	d								1110									1140
Ashted (AHD)	d								1113									1143
Epsom (EPS)	3 a								1118									1148
Epsom (EPS)	3 d								1119									1149
Ewell West (EWW)	d								1122									1152
Stoneleigh (SNL)	d								1125									1155
Worcester Park (WCP)	d								1128									1158
Chessington South (CSS)	d					1104									1134			
Chessington North (CSN)	d					1106									1136			
Tolworth (TOL)	d					1109									1139			
Malden Manor (MAL)	d					1111									1142			
Motspur Park (MOT)	d					1115			1130						1146			1200
Raynes Park (RAY)	6 d		1113			1119	1128		1134	1140		1143			1150	1158		1204
Wimbledon (WIM)	⊖ 6 d		1117	1120		1123	1132	1135	1138	1144		1147	1150		1154	1202	1205	1208
Earlsfield (EAD)	d		1120	1124		1127	1135	1138	1142	1147		1150	1154		1158	1205	1208	1212
Clapham Junction (CLJ)	10 d	1120	1124	1128		1131	1139	1142	1146	1151	1150	1154	1158	1158	1202	1209	1212	1216
Vauxhall (VXH)	⊖ d		1129	1133		1136	1144	1147	1151	1156		1159	1203		1207	1214	1217	1221
London Waterloo (WAT)	⊖ 15 a	1128	1135	1137	1138	1140	1149	1152	1155	1201	1158	1205	1207	1208	1211	1219	1222	1225

NOTES (see introductory pages for explanation of train operator codes and standard symbols)

- a Arrival time
d Departure time

A From London Waterloo via Mortlake, see table 160

Dorking, Epsom, Chessington, Guildford, Hampton Court, Surbiton, Shepperton, Kingston and Wimbledon to London

Saturdays

Operator	SW	SW	SW	SW	SW	SW	SW	SW	SW	SW	SW	SW	SW	SW	SW	SW	SW	SW
Train ID	1A34	2H32	2G32	2L36	2M32	2O27	2F32	2D32	2J34	2A36	2H34	2G34	2L38	2M34	2O29	2F34	1D34	2J36
Days of operation/Notes						A									A			
1st Class/Reservations/Bus/Ferry	□			□						□			□					
Guildford (GLD)	d			1134				1145				1204						
London Road (Guildford) (LRD)	d			1138				1149				1208						
Clandon (CLA)	d			1143				1154				1213						
Horsley (HSY)	d			1148				1158				1218						
Effingham Junction (EFF)	6 d			1152				1202				1222						
Bookham (BKA)	d							1205										
Cobham & Stoke D'abernon (CSD)	d			1156								1226						
Oxshott (OXS)	d			1200								1230						
Claygate (CLG)	d			1203								1233						
Hinchley Wood (HYW)	d			1206								1236						
Hampton Court (HMC)	d								1224									1254
Thames Ditton (THD)	d								1226									1256
Surbiton (SUR)	6 d	1208		1211	1216		1227		1232	1238		1241	1246			1257		1302
Berrylands (BRS)	d								1234									1304
Shepperton (SHP)	d		1141									1211						
Upper Halliford (UPH)	d		1144									1214						
Sunbury (SUU)	d		1146									1216						
Kempton Park (KMP)	d		1148									1218						
Hampton (HMP)	d		1151									1221						
Fulwell (FLW)	d		1154									1224						
Richmond (RMD)	6 d						1159									1229		
St Margarets (SMG)	d						1201									1231		
Twickenham (TWI)	d						1204									1234		
Strawberry Hill (STW)	d						1207									1237		
Teddington (TED)	d		1159				1211					1229				1241		
Hampton Wick (HMW)	d		1201				1214					1231				1244		
Kingston (KNG)	a		1203				1216					1233				1246		
Kingston (KNG)	d		1204				1218					1234				1248		
Norbiton (NBT)	d		1206				1220					1236				1250		
New Malden (NEM)	6 d		1210				1225			1237		1240				1255		1307
Dorking (DKG)	4 d																	1232
Box Hill & Westhumble (BXW)	d																	1235
Leatherhead (LHD)	d								1210									1240
Ashted (AHD)	d								1213									1243
Epsom (EPS)	3 a								1218									1248
Epsom (EPS)	3 d								1219									1249
Ewell West (EWW)	d								1222									1252
Stoneleigh (SNL)	d								1225									1255
Worcester Park (WCP)	d								1228									1258
Chessington South (CSS)	d					1204									1234			
Chessington North (CSN)	d					1206									1236			
Tolworth (TOL)	d					1209									1239			
Malden Manor (MAL)	d					1211									1241			
Motspur Park (MOT)	d					1215			1230						1245			1300
Raynes Park (RAY)	6 d		1213			1219	1228		1234	1240		1243			1249	1258		1304
Wimbledon (WIM)	6 d		1217	1220		1223	1232	1235	1238	1244		1247	1250		1253	1302	1305	1308
Earlsfield (EAD)	d		1220	1224		1227	1235	1238	1242	1247		1250	1254		1257	1305	1308	1312
Clapham Junction (CLJ)	10 d	1220	1224	1228		1231	1239	1242	1246	1251	1250	1254	1258	1258	1301	1309	1312	1316
Vauxhall (VXH)	10 d		1229	1233		1236	1244	1247	1251	1256		1259	1303		1306	1314	1317	1321
London Waterloo (WAT)	15 a	1228	1235	1237	1238	1240	1250	1252	1255	1301	1258	1305	1307	1308	1310	1319	1323	1325

NOTES (see introductory pages for explanation of train operator codes and standard symbols)

- a Arrival time
d Departure time

A From London Waterloo via Mortlake, see table 160

Dorking, Epsom, Chessington, Guildford, Hampton Court, Surbiton, Shepperton, Kingston and Wimbledon to London

Saturdays

Operator	SW	SW	SW	SW	SW	SW	SW	SW	SW	SW	SW	SW	SW	SW	SW	SW	SW	SW
Train ID	1A38	2H36	2G36	2L40	2M36	2O31	2F36	2D36	2J38	1A40	2H38	2G38	2L42	2M38	2O33	2F38	1D38	2J40
Days of operation/Notes 1st Class/Reservations/Bus/Ferry	□			□		A				□			□		A			
Guildford (GLD)	d		1234					1245				1304						
London Road (Guildford) (LRD)	d		1238					1249				1308						
Clandon (CLA)	d		1243					1254				1313						
Horsley (HSY)	d		1248					1258				1318						
Effingham Junction (EFF)	6 d		1252					1302				1322						
Bookham (BKA)	d							1305										
Cobham & Stoke D'abernon (CSD)	d		1256									1326						
Oxshott (OXS)	d		1300									1330						
Claygate (CLG)	d		1303									1333						
Hinchley Wood (HYW)	d		1306									1336						
Hampton Court (HMC)	d								1324									1354
Thames Ditton (THD)	d								1326									1356
Surbiton (SUR)	6 d	1308		1311	1316			1327		1332	1338		1341	1346			1357	1402
Berrylands (BRS)	d									1334								1404
Shepperton (SHP)	d		1241									1311						
Upper Halliford (UPH)	d		1244									1314						
Sunbury (SUU)	d		1246									1316						
Kempton Park (KMP)	d		1248									1318						
Hampton (HMP)	d		1251									1321						
Fulwell (FLW)	d		1254									1324						
Richmond (RMD)	⊖ d						1259									1329		
St Margarets (SMG)	d						1301									1331		
Twickenham (TWI)	d						1304									1334		
Strawberry Hill (STW)	d						1307									1337		
Teddington (TED)	d		1259				1311					1329				1341		
Hampton Wick (HMW)	d		1301				1314					1331				1344		
Kingston (KNG)	a		1303				1316					1333				1346		
Kingston (KNG)	d		1304				1318					1334				1348		
Norbiton (NBT)	d		1306				1320					1336				1350		
New Malden (NEM)	6 d		1310				1325			1337		1340				1355		1407
Dorking (DKG)	4 d																	1332
Box Hill & Westhumble (BXW)	d																	1335
Leatherhead (LHD)	d								1310									1340
Ashted (AHD)	d								1313									1343
Epsom (EPS)	3 a								1318									1348
Epsom (EPS)	3 d								1319									1349
Ewell West (EWW)	d								1322									1352
Stoneleigh (SNL)	d								1325									1355
Worcester Park (WCP)	d								1328									1358
Chessington South (CSS)	d					1304									1334			
Chessington North (CSN)	d					1306									1336			
Tolworth (TOL)	d					1309									1339			
Malden Manor (MAL)	d					1311									1341			
Motspur Park (MOT)	d					1315			1330						1345			1400
Raynes Park (RAY)	6 d		1313			1319	1328		1334	1340		1343			1349	1358		1404
Wimbledon (WIM)	⊖ 6 d		1317	1320		1323	1332	1335	1338	1344		1347	1350		1353	1402	1405	1408
Earlsfield (EAD)	d		1320	1324		1327	1335	1338	1342	1347		1350	1354		1357	1405	1408	1412
Clapham Junction (CLJ)	10 d	1320	1324	1328		1331	1339	1342	1346	1351	1350	1354	1358	1358	1401	1409	1412	1416
Vauxhall (VXH)	⊖ d		1329	1333		1336	1344	1347	1351	1356		1359	1403		1406	1414	1417	1421
London Waterloo (WAT)	⊖ 15 a	1329	1335	1337	1339	1340	1349	1352	1355	1401	1358	1405	1407	1408	1410	1419	1422	1425

NOTES (see introductory pages for explanation of train operator codes and standard symbols)

- a Arrival time
d Departure time

A From London Waterloo via Mortlake, see table 160

Dorking, Epsom, Chessington, Guildford, Hampton Court, Surbiton, Shepperton, Kingston and Wimbledon to London

Saturdays

Operator	SW	SW	SW	SW	SW	SW	SW	SW	SW	SW	SW	SW	SW	SW	SW	SW	SW	SW	
Train ID	1A42	2H40	2G40	2L44	2M40	2O35	2F40	2D40	2J42	1A44	2H42	2G42	2L46	2M42	2O37	2F42	1D42	2J44	
Days of operation/Notes																			
1st Class/Reservations/Bus/Ferry	□			□		A				□			□		A				
Guildford (GLD)	d			1334				1345				1404							
London Road (Guildford) (LRD)	d			1338				1349				1408							
Clandon (CLA)	d			1343				1354				1413							
Horsley (HSY)	d			1348				1358				1418							
Effingham Junction (EFF)	6 d			1352				1402				1422							
Bookham (BKA)	d							1405											
Cobham & Stoke D'abernon (CSD)	d			1356								1426							
Oxshott (OXS)	d			1400								1430							
Claygate (CLG)	d			1403								1433							
Hinchley Wood (HYW)	d			1406								1436							
Hampton Court (HMC)	d								1424									1454	
Thames Ditton (THD)	d								1426									1456	
Surbiton (SUR)	6 d	1408		1411	1416		1427		1432	1438		1441	1446			1457		1502	
Berrylands (BRS)	d								1434									1504	
Shepperton (SHP)	d		1341									1411							
Upper Halliford (UPH)	d		1344									1414							
Sunbury (SUU)	d		1346									1416							
Kempton Park (KMP)	d		1348									1418							
Hampton (HMP)	d		1351									1421							
Fulwell (FLW)	d		1354									1424							
Richmond (RMD)	⊖ d						1359									1429			
St Margarets (SMG)	d						1401									1431			
Twickenham (TWI)	d						1404									1434			
Strawberry Hill (STW)	d						1407									1437			
Teddington (TED)	d		1359				1411				1429					1441			
Hampton Wick (HMW)	d		1401				1414				1431					1444			
Kingston (KNG)	a		1403				1416				1433					1446			
Kingston (KNG)	d		1404				1418				1434					1448			
Norbiton (NBT)	d		1406				1420				1436					1450			
New Malden (NEM)	6 d		1410				1425		1437		1440					1455		1507	
Dorking (DKG)	4 d																	1432	
Box Hill & Westhumble (BXW)	d																	1435	
Leatherhead (LHD)	d							1410										1441	
Ashted (AHD)	d							1413										1444	
Epsom (EPS)	3 a							1418										1449	
Epsom (EPS)	3 d							1419										1449	
Ewell West (EWW)	d							1422										1453	
Stoneleigh (SNL)	d							1425										1455	
Worcester Park (WCP)	d							1428										1458	
Chessington South (CSS)	d					1404								1434					
Chessington North (CSN)	d					1406								1436					
Tolworth (TOL)	d					1409								1439					
Malden Manor (MAL)	d					1411								1441					
Motspur Park (MOT)	d					1415		1430						1445			1501		
Raynes Park (RAY)	6 d		1413			1419	1428	1434	1440		1443			1449	1458		1505	1510	
Wimbledon (WIM)	⊖ 6 d		1417	1420		1423	1432	1435	1438	1444		1447	1450	1453	1502	1505	1509	1514	
Earlsfield (EAD)	d		1420	1424		1427	1435	1438	1442	1447		1450	1454	1457	1505	1508	1512	1517	
Clapham Junction (CLJ)	10 d	1420	1424	1428		1431	1439	1442	1446	1451	1450	1454	1458	1458	1501	1509	1512	1516	1521
Vauxhall (VXH)	⊖ d		1429	1433		1436	1444	1447	1451	1456		1459	1503	1506	1514	1517	1521	1526	
London Waterloo (WAT)	⊖ 15 a	1429	1435	1437	1438	1440	1449	1452	1455	1501	1458	1505	1507	1508	1510	1519	1522	1526	1531

NOTES (see introductory pages for explanation of train operator codes and standard symbols)

- a Arrival time
d Departure time

A From London Waterloo via Mortlake, see table 160

Dorking, Epsom, Chessington, Guildford, Hampton Court, Surbiton, Shepperton, Kingston and Wimbledon to London

Saturdays

Operator	SW	SW	SW	SW	SW	SW	SW	SW	SW	SW	SW	SW	SW	SW	SW	SW	SW	SW
Train ID	1A46	2H44	2G44	2L48	2M44	2O39	2F44	2D44	2J46	1A48	2H46	2G46	2L50	2M46	2O41	2F46	1D46	2J48
Days of operation/Notes 1st Class/Reservations/Bus/Ferry	□			□		A				□			□		A			
Guildford (GLD)	d		1434					1442				1504						
London Road (Guildford) (LRD)	d		1438					1446				1508						
Clandon (CLA)	d		1443					1451				1513						
Horsley (HSY)	d		1448					1455				1518						
Effingham Junction (EFF)	6 d		1452					1459				1522						
Bookham (BKA)	d							1502										
Cobham & Stoke D'abernon (CSD)	d		1456									1526						
Oxshott (OXS)	d		1500									1530						
Claygate (CLG)	d		1503									1533						
Hinchley Wood (HYW)	d		1506									1536						
Hampton Court (HMC)	d							1524										1554
Thames Ditton (THD)	d							1526										1556
Surbiton (SUR)	6 d	1508		1511	1516		1527	1532	1538		1541	1546				1557		1602
Berrylands (BRS)	d							1534										1604
Shepperton (SHP)	d		1441								1511							
Upper Halliford (UPH)	d		1444								1514							
Sunbury (SUU)	d		1446								1516							
Kempton Park (KMP)	d		1448								1518							
Hampton (HMP)	d		1451								1521							
Fulwell (FLW)	d		1454								1524							
Richmond (RMD)	⊖ d						1459									1529		
St Margarets (SMG)	d						1501									1531		
Twickenham (TWI)	d						1504									1534		
Strawberry Hill (STW)	d						1507									1537		
Teddington (TED)	d		1459				1511				1529					1541		
Hampton Wick (HMW)	d		1501				1514				1531					1544		
Kingston (KNG)	a		1503				1516				1533					1546		
Kingston (KNG)	d		1504				1518				1534					1548		
Norbiton (NBT)	d		1506				1520				1536					1550		
New Malden (NEM)	6 d		1510				1525		1537		1540					1555		1607
Dorking (DKG)	4 d																	1532
Box Hill & Westhumble (BXW)	d																	1535
Leatherhead (LHD)	d							1507										1540
Ashted (AHD)	d							1510										1543
Epsom (EPS)	3 a							1515										1548
Epsom (EPS)	3 d							1519										1549
Ewell West (EWW)	d							1522										1552
Stoneleigh (SNL)	d							1525										1555
Worcester Park (WCP)	d							1528										1558
Chessington South (CSS)	d					1504								1534				
Chessington North (CSN)	d					1506								1536				
Tolworth (TOL)	d					1509								1539				
Malden Manor (MAL)	d					1511								1541				
Motspur Park (MOT)	d					1515		1530						1545			1600	
Raynes Park (RAY)	6 d		1513			1519	1528	1534	1540		1543			1549	1558		1604	1610
Wimbledon (WIM)	⊖ 6 d		1517	1520		1523	1532	1535	1538	1544	1547	1550		1553	1602	1605	1608	1614
Earlsfield (EAD)	d		1520	1524		1527	1535	1538	1542	1547		1550	1554		1557	1605	1608	1612
Clapham Junction (CLJ)	10 d	1520	1524	1528		1531	1539	1542	1546	1551	1550	1554	1558	1558	1601	1609	1612	1616
Vauxhall (VXH)	⊖ d		1529	1533		1536	1544	1547	1551	1556		1559	1603		1606	1614	1617	1621
London Waterloo (WAT)	⊖ 15 a	1529	1535	1537	1538	1540	1549	1552	1555	1601	1558	1605	1607	1608	1610	1619	1622	1625

NOTES (see introductory pages for explanation of train operator codes and standard symbols)

- a Arrival time
d Departure time

A From London Waterloo via Mortlake, see table 160

Dorking, Epsom, Chessington, Guildford, Hampton Court, Surbiton, Shepperton, Kingston and Wimbledon to London

Saturdays

Operator	SW 1A50	SW 2H48	SW 2G48	SW 2L52	SW 2M48	SW 2O43 A	SW 2F48	SW 2D48	SW 2J50	SW 1A52	SW 2H50	SW 2G50	SW 2L54	SW 2M50	SW 2O45 A	SW 2F50	SW 1D50	SW 2J52
Train ID																		
Days of operation/Notes																		
1st Class/Reservations/Bus/Ferry	□			□		A				□			□		A			
Guildford (GLD)	d		1534					1545				1604						
London Road (Guildford) (LRD)	d		1538					1549				1608						
Clandon (CLA)	d		1543					1554				1613						
Horsley (HSY)	d		1548					1558				1618						
Effingham Junction (EFF)	6 d		1552					1602				1622						
Bookham (BKA)	d							1605										
Cobham & Stoke D'abernon (CSD)	d		1556									1626						
Oxshott (OXS)	d		1600									1630						
Claygate (CLG)	d		1603									1633						
Hinchley Wood (HYW)	d		1606									1636						
Hampton Court (HMC)	d								1624									1654
Thames Ditton (THD)	d								1626									1656
Surbiton (SUR)	6 d	1608		1611	1616		1627		1632	1638		1641	1646			1657		1702
Berrylands (BRS)	d								1634									1704
Shepperton (SHP)	d		1541									1611						
Upper Halliford (UPH)	d		1544									1614						
Sunbury (SUU)	d		1546									1616						
Kempton Park (KMP)	d		1548									1618						
Hampton (HMP)	d		1551									1621						
Fulwell (FLW)	d		1554									1624						
Richmond (RMD)	⊖ d						1559									1629		
St Margarets (SMG)	d						1601									1631		
Twickenham (TWI)	d						1604									1634		
Strawberry Hill (STW)	d						1607									1637		
Teddington (TED)	d		1559				1611					1629				1641		
Hampton Wick (HMW)	d		1601				1614					1631				1644		
Kingston (KNG)	a		1603				1616					1633				1646		
Kingston (KNG)	d		1604				1618					1634				1648		
Norbiton (NBT)	d		1606				1620					1636				1650		
New Malden (NEM)	6 d		1610				1625		1637		1640				1655			1707
Dorking (DKG)	4 d																	1632
Box Hill & Westhumble (BXW)	d																	1635
Leatherhead (LHD)	d							1610										1641
Ashted (AHD)	d							1613										1644
Epsom (EPS)	3 a							1618										1649
Epsom (EPS)	3 d							1619										1649
Ewell West (EWW)	d							1622										1653
Stoneleigh (SNL)	d							1625										1655
Worcester Park (WCP)	d							1628										1658
Chessington South (CSS)	d					1604									1634			
Chessington North (CSN)	d					1606									1636			
Tolworth (TOL)	d					1609									1639			
Malden Manor (MAL)	d					1611									1641			
Motspur Park (MOT)	d					1615		1630							1645			1701
Raynes Park (RAY)	6 d		1613			1619	1628	1634	1640		1643			1649	1658		1705	1710
Wimbledon (WIM)	⊖ 6 d		1617	1620		1623	1632	1635	1638	1644	1647	1650		1653	1702	1705	1709	1714
Earlsfield (EAD)	d		1620	1624		1627	1635	1638	1642	1647		1650	1654		1657	1705	1708	1712
Clapham Junction (CLJ)	10 d	1620	1624	1628		1631	1639	1642	1646	1651	1650	1654	1658	1658	1701	1709	1712	1716
Vauxhall (VXH)	⊖ d		1629	1633		1636	1644	1647	1651	1656		1659	1703		1706	1714	1717	1721
London Waterloo (WAT)	⊖ 15 a	1628	1635	1637	1636	1640	1649	1652	1655	1701	1658	1705	1707	1706	1710	1719	1722	1726

NOTES (see introductory pages for explanation of train operator codes and standard symbols)

- a Arrival time
- d Departure time

A From London Waterloo via Mortlake, see table 160

Dorking, Epsom, Chessington, Guildford, Hampton Court, Surbiton, Shepperton, Kingston and Wimbledon to London

Saturdays

Operator	SW	SW	SW	SW	SW	SW	SW	SW	SW	SW	SW	SW	SW	SW	SW	SW	SW	SW	
Train ID	1A54	2H52	2G52	2L56	2M52	2O47	2F52	2D52	2J54	1A56	2H54	2G54	2L58	2M54	2O49	2F54	1D54	2J56	
Days of operation/Notes 1st Class/Reservations/Bus/Ferry	□			□		A				□			□		A				
Guildford (GLD)	d		1634					1645				1704							
London Road (Guildford) (LRD)	d		1638					1649				1708							
Clandon (CLA)	d		1643					1654				1713							
Horsley (HSY)	d		1648					1658				1718							
Effingham Junction (EFF)	6 d		1652					1702				1722							
Bookham (BKA)	d							1705											
Cobham & Stoke D'abernon (CSD)	d		1656									1726							
Oxshott (OXS)	d		1700									1730							
Claygate (CLG)	d		1703									1733							
Hinchley Wood (HYW)	d		1706									1736							
Hampton Court (HMC)	d								1724									1754	
Thames Ditton (THD)	d								1726									1756	
Surbiton (SUR)	6 d	1708		1711	1716			1727		1732	1738		1741	1746			1757	1802	
Berrylands (BRS)	d									1734								1804	
Shepperton (SHP)	d		1641									1711							
Upper Halliford (UPH)	d		1644									1714							
Sunbury (SUU)	d		1646									1716							
Kempton Park (KMP)	d		1648									1718							
Hampton (HMP)	d		1651									1721							
Fulwell (FLW)	d		1654									1724							
Richmond (RMD)	⊖ d						1659									1729			
St Margarets (SMG)	d						1701									1731			
Twickenham (TWI)	d						1704									1734			
Strawberry Hill (STW)	d						1707									1737			
Teddington (TED)	d		1659				1711					1729				1741			
Hampton Wick (HMW)	d		1701				1714					1731				1744			
Kingston (KNG)	a		1703				1716					1733				1746			
Kingston (KNG)	d		1704				1718					1734				1748			
Norbiton (NBT)	d		1706				1720					1736				1750			
New Malden (NEM)	6 d		1710				1725			1737		1740				1755		1807	
Dorking (DKG)	4 d																	1732	
Box Hill & Westhumble (BXW)	d																	1735	
Leatherhead (LHD)	d								1710									1740	
Ashted (AHD)	d								1713									1743	
Epsom (EPS)	3 a								1718									1748	
Epsom (EPS)	3 d								1719									1749	
Ewell West (EWW)	d								1722									1752	
Stoneleigh (SNL)	d								1725									1755	
Worcester Park (WCP)	d								1728									1758	
Chessington South (CSS)	d					1704									1734				
Chessington North (CSN)	d					1706									1736				
Tolworth (TOL)	d					1709									1739				
Malden Manor (MAL)	d					1711									1741				
Motspur Park (MOT)	d					1715			1730						1745			1800	
Raynes Park (RAY)	6 d		1713			1719	1728		1734	1740		1743			1749	1758	1804	1810	
Wimbledon (WIM)	⊖ 6 d		1717	1720		1723	1732	1735	1738	1744		1747	1750		1753	1802	1805	1808	1814
Earlsfield (EAD)	d		1720	1724		1727	1735	1738	1742	1747		1750	1754		1757	1805	1808	1812	1817
Clapham Junction (CLJ)	10 d	1720	1724	1728		1731	1739	1742	1746	1751	1750	1754	1758	1758	1801	1809	1812	1816	1821
Vauxhall (VXH)	⊖ d		1729	1733		1736	1744	1747	1751	1756		1759	1803		1806	1814	1817	1821	1826
London Waterloo (WAT)	⊖ 15 a	1728	1735	1737	1736	1740	1749	1752	1755	1801	1758	1805	1807	1806	1810	1819	1822	1825	1831

NOTES (see introductory pages for explanation of train operator codes and standard symbols)

- a Arrival time
- d Departure time

A From London Waterloo via Mortlake, see table 160

Dorking, Epsom, Chessington, Guildford, Hampton Court, Surbiton, Shepperton, Kingston and Wimbledon to London

Saturdays

Operator	SW	SW	SW	SW	SW	SW	SW	SW	SW	SW	SW	SW	SW	SW	SW	SW	SW	SW
Train ID	1A58	2H56	2G56	2L60	2M56	2O51	2F56	2D56	2J58	1A60	2H58	2G58	2L62	2M58	2O53	2F58	1D58	2J60
Days of operation/Notes 1st Class/Reservations/Bus/Ferry	□			□		A				□			□		A			
Guildford (GLD)	d		1734					1745				1804						
London Road (Guildford) (LRD)	d		1738					1749				1808						
Clandon (CLA)	d		1743					1754				1813						
Horsley (HSY)	d		1748					1758				1818						
Effingham Junction (EFF)	6 d		1752					1802				1822						
Bookham (BKA)	d							1805										
Cobham & Stoke D'abernon (CSD)	d		1756									1826						
Oxshott (OXS)	d		1800									1830						
Claygate (CLG)	d		1803									1833						
Hinchley Wood (HYW)	d		1806									1836						
Hampton Court (HMC)	d							1824										1854
Thames Ditton (THD)	d							1826										1856
Surbiton (SUR)	6 d	1808		1811	1816		1827	1832	1838		1841	1846				1857		1902
Berrylands (BRS)	d							1834										1904
Shepperton (SHP)	d		1741								1811							
Upper Halliford (UPH)	d		1744								1814							
Sunbury (SUU)	d		1746								1816							
Kempton Park (KMP)	d		1748								1818							
Hampton (HMP)	d		1751								1821							
Fulwell (FLW)	d		1754								1824							
Richmond (RMD)	⊖ d						1759									1829		
St Margarets (SMG)	d						1801									1831		
Twickenham (TWI)	d						1804									1834		
Strawberry Hill (STW)	d						1807									1837		
Teddington (TED)	d		1759				1811				1829					1841		
Hampton Wick (HMW)	d		1801				1814				1831					1844		
Kingston (KNG)	a		1803				1816				1833					1846		
Kingston (KNG)	d		1804				1818				1834					1848		
Norbiton (NBT)	d		1806				1820				1836					1850		
New Malden (NEM)	6 d		1810				1825		1837		1840					1855		1907
Dorking (DKG)	4 d																	1832
Box Hill & Westhumble (BXW)	d																	1835
Leatherhead (LHD)	d							1810										1841
Ashted (AHD)	d							1813										1844
Epsom (EPS)	3 a							1818										1849
Epsom (EPS)	3 d							1819										1849
Ewell West (EWW)	d							1822										1853
Stoneleigh (SNL)	d							1825										1855
Worcester Park (WCP)	d							1828										1858
Chessington South (CSS)	d					1804								1834				
Chessington North (CSN)	d					1806								1836				
Tolworth (TOL)	d					1809								1839				
Malden Manor (MAL)	d					1811								1841				
Motspur Park (MOT)	d					1815		1830						1845				1901
Raynes Park (RAY)	6 d		1813			1819	1828	1834	1840		1843			1849	1858			1905
Wimbledon (WIM)	⊖ 6 d		1817	1820		1823	1832	1835	1838	1844	1847	1850		1853	1902	1905	1909	1914
Earlsfield (EAD)	d		1820	1824		1827	1835	1838	1842	1847		1850	1854	1857	1905	1908	1912	1917
Clapham Junction (CLJ)	10 d	1820	1824	1828		1831	1839	1842	1846	1851	1850	1854	1858	1858	1901	1909	1912	1916
Vauxhall (VXH)	⊖ d		1829	1833		1836	1844	1847	1851	1856		1859	1903	1906	1914	1917	1921	1926
London Waterloo (WAT)	⊖ 15 a	1828	1835	1837	1839	1840	1849	1852	1855	1901	1858	1905	1907	1905	1910	1919	1922	1926

NOTES (see introductory pages for explanation of train operator codes and standard symbols)

- a Arrival time
d Departure time

A From London Waterloo via Mortlake, see table 160

Dorking, Epsom, Chessington, Guildford, Hampton Court, Surbiton, Shepperton, Kingston and Wimbledon to London

Saturdays

Operator	SW	SW	SW	SW	SW	SW	SW	SW	SW	SW	SW	SW	SW	SW	SW	SW	SW	SW	
Train ID	1A62	2H60	2G60	2L64	2M60	2O55	2F60	2D60	2J62	1A64	2H62	2G62	2L66	2M62	2O57	2F62	1D62	2J64	
Days of operation/Notes 1st Class/Reservations/Bus/Ferry	□			□		A				□			□		A				
Guildford (GLD)	d		1834					1845				1904							
London Road (Guildford) (LRD)	d		1838					1849				1908							
Clandon (CLA)	d		1843					1854				1913							
Horsley (HSY)	d		1848					1858				1918							
Effingham Junction (EFF)	6 d		1852					1902				1922							
Bookham (BKA)	d							1905											
Cobham & Stoke D'abernon (CSD)	d		1856									1926							
Oxshott (OXS)	d		1900									1930							
Claygate (CLG)	d		1903									1933							
Hinchley Wood (HYW)	d		1906									1936							
Hampton Court (HMC)	d								1924									1954	
Thames Ditton (THD)	d								1926									1956	
Surbiton (SUR)	6 d	1908		1911	1916			1927		1932	1938		1941	1946			1957	2002	
Berrylands (BRS)	d									1934								2004	
Shepperton (SHP)	d		1841									1911							
Upper Halliford (UPH)	d		1844									1914							
Sunbury (SUU)	d		1846									1916							
Kempton Park (KMP)	d		1848									1918							
Hampton (HMP)	d		1851									1921							
Fulwell (FLW)	d		1854									1924							
Richmond (RMD)	⊖ d						1859									1929			
St Margarets (SMG)	d						1901									1931			
Twickenham (TWI)	d						1904									1934			
Strawberry Hill (STW)	d						1907									1937			
Teddington (TED)	d		1859				1911					1929				1941			
Hampton Wick (HMW)	d		1901				1914					1931				1944			
Kingston (KNG)	a		1903				1916					1933				1946			
Kingston (KNG)	d		1904				1918					1934				1948			
Norbiton (NBT)	d		1906				1920					1936				1950			
New Malden (NEM)	6 d		1910				1925			1937		1940				1955		2007	
Dorking (DKG)	4 d																	1932	
Box Hill & Westhumble (BXW)	d																	1935	
Leatherhead (LHD)	d							1910										1940	
Ashted (AHD)	d							1913										1943	
Epsom (EPS)	3 a							1918										1948	
Epsom (EPS)	3 d							1919										1949	
Ewell West (EWW)	d							1922										1952	
Stoneleigh (SNL)	d							1925										1955	
Worcester Park (WCP)	d							1928										1958	
Chessington South (CSS)	d					1904								1934					
Chessington North (CSN)	d					1906								1936					
Tolworth (TOL)	d					1909								1939					
Malden Manor (MAL)	d					1911								1941					
Motspur Park (MOT)	d					1915		1930						1945				2000	
Raynes Park (RAY)	6 d		1913			1919	1928	1934	1940		1943			1949	1958			2004	2010
Wimbledon (WIM)	⊖ 6 d		1917	1920		1923	1932	1935	1938	1944		1947	1950	1953	2002	2005		2008	2014
Earlsfield (EAD)	d		1920	1924		1927	1935	1938	1942	1947		1950	1954	1957	2005	2008		2012	2017
Clapham Junction (CLJ)	10 d	1920	1924	1928		1931	1939	1942	1946	1951	1950	1954	1958	1958	2001	2009	2012	2016	2021
Vauxhall (VXH)	⊖ d		1929	1933		1936	1944	1947	1951	1956		1959	2003	2006	2014	2017		2021	2026
London Waterloo (WAT)	⊖ 15 a	1928	1935	1937	1939	1940	1949	1952	1955	2001	1958	2005	2007	2006	2010	2019	2022	2025	2031

NOTES (see introductory pages for explanation of train operator codes and standard symbols)

- a Arrival time
d Departure time

A From London Waterloo via Mortlake, see table 160

Dorking, Epsom, Chessington, Guildford, Hampton Court, Surbiton, Shepperton, Kingston and Wimbledon to London

Saturdays

Operator	SW 1A66	SW 2H64	SW 2G64	SW 2L68	SW 2M64	SW 2O59 A	SW 2F64	SW 2D64	SW 2J66	SW 1A68	SW 2H66	SW 2G66	SW 2L70	SW 2M66	SW 2O61 A	SW 2F66	SW 1D66	SW 2J68	
Train ID	Days of operation/Notes																		
1st Class/Reservations/Bus/Ferry	□			□		A				□			□		A				
Guildford (GLD)	d		1934					1945				2004							
London Road (Guildford) (LRD)	d		1938					1949				2008							
Clandon (CLA)	d		1943					1954				2013							
Horsley (HSY)	d		1948					1958				2018							
Effingham Junction (EFF)	6 d		1952					2002				2022							
Bookham (BKA)	d							2005											
Cobham & Stoke D'abernon (CSD)	d		1956									2026							
Oxshott (OXS)	d		2000									2030							
Claygate (CLG)	d		2003									2033							
Hinchley Wood (HYW)	d		2006									2036							
Hampton Court (HMC)	d								2024									2054	
Thames Ditton (THD)	d								2026									2056	
Surbiton (SUR)	6 d	2008		2011	2016		2027		2032	2038		2041	2046			2057		2102	
Berrylands (BRS)	d								2034									2104	
Shepperton (SHP)	d		1941									2011							
Upper Halliford (UPH)	d		1944									2014							
Sunbury (SUU)	d		1946									2016							
Kempton Park (KMP)	d		1948									2018							
Hampton (HMP)	d		1951									2021							
Fulwell (FLW)	d		1954									2024							
Richmond (RMD)	⊖ d						2000									2029			
St Margarets (SMG)	d						2002									2031			
Twickenham (TWI)	d						2005									2034			
Strawberry Hill (STW)	d						2008									2037			
Teddington (TED)	d		1959				2012				2029					2041			
Hampton Wick (HMW)	d		2001				2015				2031					2044			
Kingston (KNG)	a		2003				2017				2033					2046			
Kingston (KNG)	d		2004				2018				2034					2048			
Norbiton (NBT)	d		2006				2020				2036					2050			
New Malden (NEM)	6 d		2010				2025		2037		2040					2055		2107	
Dorking (DKG)	4 d																	2032	
Box Hill & Westhumble (BXW)	d																	2035	
Leatherhead (LHD)	d							2010										2040	
Ashted (AHD)	d							2013										2043	
Epsom (EPS)	3 a							2018										2048	
Epsom (EPS)	3 d							2019										2049	
Ewell West (EWW)	d							2022										2052	
Stoneleigh (SNL)	d							2025										2055	
Worcester Park (WCP)	d							2028										2058	
Chessington South (CSS)	d					2004								2034					
Chessington North (CSN)	d					2006								2036					
Tolworth (TOL)	d					2009								2039					
Malden Manor (MAL)	d					2011								2041					
Motspur Park (MOT)	d					2015		2030						2045			2100		
Raynes Park (RAY)	6 d		2013			2019	2028	2034	2040		2043			2049	2058		2104	2110	
Wimbledon (WIM)	⊖ 6 d		2017	2020		2023	2032	2035	2038	2044	2047	2050		2053	2102	2105	2108	2114	
Earlsfield (EAD)	d		2020	2024		2027	2035	2038	2042	2047		2050	2054	2057	2105	2108	2112	2117	
Clapham Junction (CLJ)	10 d	2020	2024	2028		2031	2039	2042	2046	2051	2050	2054	2058	2058	2101	2109	2112	2121	
Vauxhall (VXH)	⊖ d		2029	2033		2036	2044	2047	2051	2056		2059	2103	2106	2114	2117	2121	2126	
London Waterloo (WAT)	⊖ 15 a	2028	2035	2037	2038	2040	2049	2052	2055	2101	2058	2105	2107	2105	2110	2119	2122	2131	

NOTES (see introductory pages for explanation of train operator codes and standard symbols)

- a Arrival time
d Departure time

A From London Waterloo via Mortlake, see table 160

Dorking, Epsom, Chessington, Guildford, Hampton Court, Surbiton, Shepperton, Kingston and Wimbledon to London

Saturdays

Operator	SW	SW	SW	SW	SW	SW	SW	SW	SW	SW	SW	SW	SW	SW	SW	SW	SW	SW
Train ID	1A70	2H68	2G68	2L72	2M68	2O63	2F68	2D68	2J70	1A72	2H70	2G70	2L74	2M70	2O65	2F70	1D70	2J72
Days of operation/Notes						A									A			
1st Class/Reservations/Bus/Ferry	□			□						□			□					
Guildford (GLD)	d		2034					2045				2104						
London Road (Guildford) (LRD)	d		2038					2049				2108						
Clandon (CLA)	d		2043					2054				2113						
Horsley (HSY)	d		2048					2058				2118						
Effingham Junction (EFF)	6 d		2052					2102				2122						
Bookham (BKA)	d							2105										
Cobham & Stoke D'abernon (CSD)	d		2056									2126						
Oxshott (OXS)	d		2100									2130						
Claygate (CLG)	d		2103									2133						
Hinchley Wood (HYW)	d		2106									2136						
Hampton Court (HMC)	d								2124									2154
Thames Ditton (THD)	d								2126									2156
Surbiton (SUR)	6 d	2108		2111	2116			2127		2132	2138		2141	2146			2157	2202
Berrylands (BRS)	d									2134								2204
Shepperton (SHP)	d		2041									2111						
Upper Halliford (UPH)	d		2044									2114						
Sunbury (SUU)	d		2046									2116						
Kempton Park (KMP)	d		2048									2118						
Hampton (HMP)	d		2051									2121						
Fulwell (FLW)	d		2054									2124						
Richmond (RMD)	⊖ d						2059									2129		
St Margarets (SMG)	d						2101									2131		
Twickenham (TWI)	d						2104									2134		
Strawberry Hill (STW)	d						2107									2137		
Teddington (TED)	d		2059				2111					2129				2141		
Hampton Wick (HMW)	d		2101				2114					2131				2144		
Kingston (KNG)	a		2103				2116					2133				2146		
Kingston (KNG)	d		2104				2118					2134				2148		
Norbiton (NBT)	d		2106				2120					2136				2150		
New Malden (NEM)	6 d		2110				2125			2137		2140				2155		2207
Dorking (DKG)	4 d																	2132
Box Hill & Westhumble (BXW)	d																	2135
Leatherhead (LHD)	d								2110									2140
Ashted (AHD)	d								2113									2143
Epsom (EPS)	3 a								2118									2148
Epsom (EPS)	3 d								2119									2149
Ewell West (EWW)	d								2122									2152
Stoneleigh (SNL)	d								2125									2155
Worcester Park (WCP)	d								2128									2158
Chessington South (CSS)	d						2104								2134			
Chessington North (CSN)	d						2106								2136			
Tolworth (TOL)	d						2109								2139			
Malden Manor (MAL)	d						2111								2141			
Motspur Park (MOT)	d						2115			2130					2145			2200
Raynes Park (RAY)	6 d		2113				2119	2128		2134	2140		2143		2149	2158		2204
Wimbledon (WIM)	⊖ 6 d		2117	2120			2123	2132	2135	2138	2144		2147	2150	2153	2202	2205	2208
Earlsfield (EAD)	d		2120	2124			2127	2135	2138	2142	2147		2150	2154	2157	2205	2208	2212
Clapham Junction (CLJ)	10 d	2120	2124	2128			2131	2139	2142	2146	2151	2150	2154	2158	2200	2201	2209	2212
Vauxhall (VXH)	⊖ d		2129	2133			2136	2144	2147	2151	2156		2159	2203	2206	2214	2217	2221
London Waterloo (WAT)	⊖ 15 a	2128	2135	2137	2139	2140	2149	2152	2155	2201	2158	2205	2207	2208	2210	2219	2222	2225

NOTES (see introductory pages for explanation of train operator codes and standard symbols)

- a Arrival time
d Departure time

A From London Waterloo via Mortlake, see table 160

Dorking, Epsom, Chessington, Guildford, Hampton Court, Surbiton, Shepperton, Kingston and Wimbledon to London

Saturdays

Operator	SW 1A74	SW 2H72	SW 2G72	SW 2T62	SW 2M72	SW 2O67 A	SW 2F72	SW 2D72	SW 2J74	SW 1A76	SW 2H74	SW 2G74	SW 2L78	SW 2M74	SW 2O69 A	SW 2F74	SW 1D74	SW 2J76		
Train ID																				
Days of operation/Notes																				
1st Class/Reservations/Bus/Ferry	□			□		A				□			□		A					
Guildford (GLD)	d		2134					2145				2204								
London Road (Guildford) (LRD)	d		2138					2149				2208								
Clandon (CLA)	d		2143					2154				2213								
Horsley (HSY)	d		2148					2158				2218								
Effingham Junction (EFF)	6 d		2152					2202				2222								
Bookham (BKA)	d							2205												
Cobham & Stoke D'abernon (CSD)	d		2156									2226								
Oxshott (OXS)	d		2200									2230								
Claygate (CLG)	d		2203									2233								
Hinchley Wood (HYW)	d		2206									2236								
Hampton Court (HMC)	d								2224									2254		
Thames Ditton (THD)	d								2226									2256		
Surbiton (SUR)	6 d	2208		2211	2216		2227		2232	2238		2241	2246			2257		2302		
Berrylands (BRS)	d								2234									2304		
Shepperton (SHP)	d		2141									2211								
Upper Halliford (UPH)	d		2144									2214								
Sunbury (SUU)	d		2146									2216								
Kempton Park (KMP)	d		2148									2218								
Hampton (HMP)	d		2151									2221								
Fulwell (FLW)	d		2154									2224								
Richmond (RMD)	⊖ d						2159									2229				
St Margarets (SMG)	d						2201									2231				
Twickenham (TWI)	d						2204									2234				
Strawberry Hill (STW)	d						2207									2237				
Teddington (TED)	d		2159				2211					2229				2241				
Hampton Wick (HMW)	d		2201				2214					2231				2244				
Kingston (KNG)	a		2203				2216					2233				2246				
Kingston (KNG)	d		2204				2218					2234				2248				
Norbiton (NBT)	d		2206				2220					2236				2250				
New Malden (NEM)	6 d		2210				2225		2237			2240				2255		2307		
Dorking (DKG)	4 d																	2232		
Box Hill & Westhumble (BXW)	d																	2235		
Leatherhead (LHD)	d							2210										2240		
Ashted (AHD)	d							2213										2243		
Epsom (EPS)	3 a							2218										2248		
Epsom (EPS)	3 d							2219										2249		
Ewell West (EWW)	d							2222										2252		
Stoneleigh (SNL)	d							2225										2255		
Worcester Park (WCP)	d							2228										2258		
Chessington South (CSS)	d						2204								2234					
Chessington North (CSN)	d						2206								2236					
Tolworth (TOL)	d						2209								2239					
Malden Manor (MAL)	d						2211								2241					
Motspur Park (MOT)	d						2215		2230						2245			2300		
Raynes Park (RAY)	6 d		2213				2219	2228	2234	2240		2243			2249	2258		2304	2310	
Wimbledon (WIM)	⊖ 6 d		2217	2220			2223	2232	2238	2244		2247	2250		2253	2302	2305	2308	2314	
Earlsfield (EAD)	d		2220	2224			2227	2235	2238	2242	2247		2250	2254		2257	2305	2308	2312	2317
Clapham Junction (CLJ)	10 d	2222c	2224	2228			2231	2239	2242	2246	2251	2253	2254	2258	2258	2301	2309	2312	2316	2321
Vauxhall (VXH)	⊖ d		2229	2233			2236	2244	2247	2251	2256		2259	2303		2306	2314	2318	2321	2326
London Waterloo (WAT)	⊖ 15 a	2230	2235	2237	2239	2240	2249	2253	2258	2303	2301	2305	2307	2309	2311	2321	2327	2330	2332	

NOTES (see introductory pages for explanation of train operator codes and standard symbols)

- a Arrival time
- d Departure time
- c Arrives 3 minutes earlier

A From London Waterloo via Mortlake, see table 160

Dorking, Epsom, Chessington, Guildford, Hampton Court, Surbiton, Shepperton, Kingston and Wimbledon to London

Saturdays

Operator	SW 1A78	SW 2H76	SW 2G76	SW 2T64	SW 2M76	SW 2O71 A	SW 2F80	SW 2D78	SW 2J78	SW 1A80	SW 2H78	SW 2G78	SW 2L82	SW 2M96	SW 2O73 A	SW 1D78	SW 2F82	SW 2H80
Train ID																		
Days of operation/Notes																		
1st Class/Reservations/Bus/Ferry	□			□		A				□			□		A		□	
Guildford (GLD)	d			2234				2246				2304						
London Road (Guildford) (LRD)	d			2238				2250				2308						
Clandon (CLA)	d			2243				2255				2313						
Horsley (HSY)	d			2248				2259				2318						
Effingham Junction (EFF)	6 d			2252				2303				2322						
Bookham (BKA)	d							2306										
Cobham & Stoke D'abernon (CSD)	d			2256								2326						
Oxshott (OXS)	d			2300								2330						
Claygate (CLG)	d			2303								2333						
Hinchley Wood (HYW)	d			2306								2336						
Hampton Court (HMC)	d								2324									
Thames Ditton (THD)	d								2326									
Surbiton (SUR)	6 d	2308		2311	2316		2327		2332	2338		2341	2344				0002	
Berrylands (BRS)	d								2334			2343						
Shepperton (SHP)	d		2241								2311							2341
Upper Halliford (UPH)	d		2244								2314							2344
Sunbury (SUU)	d		2246								2316							2346
Kempton Park (KMP)	d		2248								2318							2348
Hampton (HMP)	d		2251								2321							2351
Fulwell (FLW)	d		2254								2324							2354
Richmond (RMD)	⊖ d					2259									2329			
St Margarets (SMG)	d					2301									2331			
Twickenham (TWI)	d					2304									2335			
Strawberry Hill (STW)	d					2307									2337			
Teddington (TED)	d		2259			2311					2329				2342			2359
Hampton Wick (HMW)	d		2301			2314					2331				2344			0002
Kingston (KNG)	a		2303			2316					2333				2346			0004
Kingston (KNG)	d		2304			2318					2334				2348			0004
Norbiton (NBT)	d		2306			2320					2336				2350			0006
New Malden (NEM)	6 d		2310			2325			2337		2340	2346			2355			0010
Dorking (DKG)	4 d																2332	
Box Hill & Westhumble (BXW)	d																2335	
Leatherhead (LHD)	d							2311									2340	
Ashted (AHD)	d							2314									2343	
Epsom (EPS)	3 a							2319									2348	
Epsom (EPS)	3 d							2319									2349	
Ewell West (EWW)	d							2322									2352	
Stoneleigh (SNL)	d							2325									2355	
Worcester Park (WCP)	d							2328									2358	
Chessington South (CSS)	d				2304									2341				
Chessington North (CSN)	d				2306									2343				
Tolworth (TOL)	d				2309									2346				
Malden Manor (MAL)	d				2311									2348				
Motspur Park (MOT)	d				2315			2330						2352		0001		
Raynes Park (RAY)	6 d		2313		2319	2328		2334	2340		2343	2349		2356	2358	0004		0012
Wimbledon (WIM)	⊖ 6 d		2317	2320	2323	2332	2335	2338	2344		2349	2353		2359a	0002	0008	0011	0017
Earlsfield (EAD)	d		2320	2324		2327	2335	2338	2342	2347		2353	2356		0006	0012	0015	0020
Clapham Junction (CLJ)	10 d	2324	2324	2328		2331	2339	2342	2346	2351	2355	2357	2359	2359	0010	0016	0019	0024
Vauxhall (VXH)	⊖ d		2329	2333		2336	2344	2347	2351	2356		0002	0005		0015	0021	0024	0029
London Waterloo (WAT)	⊖ 15 a	2332	2335	2339	2334	2341	2349	2356	2359	0002	0002	0009	0011	0006	0019	0025	0033	0034

NOTES (see introductory pages for explanation of train operator codes and standard symbols)

- a Arrival time
- d Departure time

A From London Waterloo via Mortlake, see table 160

Dorking, Epsom, Chessington, Guildford, Hampton Court, Surbiton, Shepperton, Kingston and Wimbledon to London

Saturdays

Operator	SW 2P82	SW 2G80	SW 2J98	SW 2O75 A	SW 2D92	SW 2M98	SW 2B84
Train ID							
Days of operation/Notes							
1st Class/Reservations/Bus/Ferry	¶						¶
Guildford (GLD)	d	2339	2334		2346		
London Road (Guildford) (LRD)	d		2338		2350		
Clandon (CLA)	d		2343		2355		
Horsley (HSY)	d		2348		2359		
Effingham Junction (EFF)	6 d		2352		0003		
Bookham (BKA)	d				0006		
Cobham & Stoke D'abernon (CSD)	d		2356				
Oxshott (OXS)	d		2359				
Claygate (CLG)	d		0003				
Hinchley Wood (HYW)	d		0006				
Hampton Court (HMC)	d			2359			
Thames Ditton (THD)	d			0002			
Surbiton (SUR)	6 d	0009	0011	0012			0040
Berrylands (BRS)	d			0014			
Shepperton (SHP)	d						
Upper Halliford (UPH)	d						
Sunbury (SUU)	d						
Kempton Park (KMP)	d						
Hampton (HMP)	d						
Fulwell (FLW)	d						
Richmond (RMD)	⊖ d			2359			
St Margarets (SMG)	d			0001			
Twickenham (TWI)	d			0004			
Strawberry Hill (STW)	d			0009			
Teddington (TED)	d			0012			
Hampton Wick (HMW)	d			0014			
Kingston (KNG)	a			0016			
Kingston (KNG)	d			0017			
Norbiton (NBT)	d			0019			
New Malden (NEM)	6 d		0017	0023			
Dorking (DKG)	4 d						
Box Hill & Westhumble (BXW)	d						
Leatherhead (LHD)	d				0011		
Ashted (AHD)	d				0014		
Epsom (EPS)	3 a				0019		
Epsom (EPS)	3 d				0019		
Ewell West (EWW)	d				0023		
Stoneleigh (SNL)	d				0025		
Worcester Park (WCP)	d				0028		
Chessington South (CSS)	d					0027	
Chessington North (CSN)	d					0029	
Tolworth (TOL)	d					0032	
Malden Manor (MAL)	d					0034	
Motspur Park (MOT)	d				0031	0038	
Raynes Park (RAY)	6 d		0020	0025	0035	0041	
Wimbledon (WIM)	⊖ 6 d	0016	0021	0023a	0030	0038a	0045a 0048
Earlsfield (EAD)	d		0024	0033			
Clapham Junction (CLJ)	10 d	0023	0028	0038			0054
Vauxhall (VXH)	⊖ d		0033	0050			
London Waterloo (WAT)	⊖ 15 a	0030	0039	0054			0104

NOTES (see introductory pages for explanation of train operator codes and standard symbols)

- a Arrival time
d Departure time

A From London Waterloo via Mortlake, see table 160

Dorking, Epsom, Chessington, Guildford, Hampton Court, Surbiton, Shepperton, Kingston and Wimbledon to London

Sundays

Operator	SW	SW	SW	SW	SW	SW	SW	SW	SW	SW	SW	SW	SW	SW	SW	SW	SW	SW	
Train ID	2D06	2D08	2F10	2O05	2J12	2F12	2D12	2H14	2J14	2F14	2D14	2O09	2L20	2J16	2M16	2G16	2F16	2D16	
Days of operation/Notes 1st Class/Reservations/Bus/Ferry												B	□						
Guildford (GLD)	d					0657				0724						0750	0757		
London Road (Guildford) (LRD)	d															0754			
Clandon (CLA)	d															0759			
Horsley (HSY)	d															0803			
Effingham Junction (EFF)	6 d															0806			
Bookham (BKA)	d																		
Cobham & Stoke D'abernon (CSD)	d															0810			
Oxshott (OXS)	d															0813			
Claygate (CLG)	d															0816			
Hinchley Wood (HYW)	d															0819			
Hampton Court (HMC)	d								0735					0805					
Thames Ditton (THD)	d								0737					0807					
Surbiton (SUR)	6 d		0700			0730			0743	0800			0810	0812		0824	0830		
Berrylands (BRS)	d								0745					0815					
Shepperton (SHP)	d							0711											
Upper Halliford (UPH)	d							0714											
Sunbury (SUU)	d							0716											
Kempton Park (KMP)	d							0718											
Hampton (HMP)	d							0721											
Fulwell (FLW)	d							0724											
Richmond (RMD)	6 d			0648								0740							
St Margarets (SMG)	d			0650								0742							
Twickenham (TWI)	d			0653								0745							
Strawberry Hill (STW)	d			0656								0749							
Teddington (TED)	d			0659				0729				0755c							
Hampton Wick (HMW)	d			0702				0731				0757							
Kingston (KNG)	a			0704				0733				0759							
Kingston (KNG)	d			0704				0734				0804							
Norbiton (NBT)	d			0706				0736				0806							
New Malden (NEM)	6 d			0710				0740	0748			0810		0818					
Dorking (DKG)	4 d																		
Box Hill & Westhumble (BXW)	d																		
Leatherhead (LHD)	d																		
Ashted (AHD)	d																		
Epsom (EPS)	3 a																		
Epsom (EPS)	3 d						0723				0753							0824	
Ewell West (EWW)	d						0726				0756							0827	
Stoneleigh (SNL)	d						0729				0759							0830	
Worcester Park (WCP)	d						0732				0802							0833	
Chessington South (CSS)	d															0809			
Chessington North (CSN)	d															0811			
Tolworth (TOL)	d															0814			
Malden Manor (MAL)	d															0816			
Motspur Park (MOT)	d						0734				0804					0820		0835	
Raynes Park (RAY)	6 d			0713			0738	0743	0751		0808	0813		0820	0824	0824		0839	
Wimbledon (WIM)	6 d	0612	0642	0708	0717	0731	0738	0742	0747	0755	0808	0812	0817	0820	0824	0828	0831a	0838	0843
Earlsfield (EAD)	d		0646	0711	0720	0735	0741	0746	0750	0758	0811	0816	0820	0828	0831			0841	0847
Clapham Junction (CLJ)	10 d	0620	0650	0715	0724	0739	0745	0750	0754	0802	0815	0820	0824	0829	0832	0836		0845	0851
Vauxhall (VXH)	10 d	0625	0655	0720	0729	0744	0750	0755	0759	0807	0820	0825	0829	0837	0841			0850	0856
London Waterloo (WAT)	15 a	0631	0701	0727	0736	0750	0757	0801	0806	0816	0827	0831	0838	0844	0847			0857	0903

NOTES (see introductory pages for explanation of train operator codes and standard symbols)

- a Arrival time
- d Departure time
- c Arrives 3 minutes earlier

B From Clapham Junction via Mortlake, see table 160

Dorking, Epsom, Chessington, Guildford, Hampton Court, Surbiton, Shepperton, Kingston and Wimbledon to London

Sundays

Operator	SW	SW	SW	SW	SW	SW	SW	SW	SW	SW	SW	SW	SW	SW	SW	SW	SW	SW	
Train ID	2H18	2J18	2M18	2D18	2F18	2O13 A	2L24	2J20	2M20	2G20	2F20	1D20	2H22	2J22	2M22	2D22	2F22	2O17 A	
Days of operation/Notes 1st Class/Reservations/Bus/Ferry							□												
Guildford (GLD)	d			0820	0824					0850	0857					0920	0924		
London Road (Guildford) (LRD)	d			0824						0854						0924			
Clandon (CLA)	d			0829						0859						0929			
Horsley (HSY)	d			0833						0903						0933			
Effingham Junction (EFF)	6 d			0836						0906						0936			
Bookham (BKA)	d			0839												0939			
Cobham & Stoke D'abernon (CSD)	d									0910									
Oxshott (OXS)	d									0913									
Claygate (CLG)	d									0916									
Hinchley Wood (HYW)	d									0919									
Hampton Court (HMC)	d		0835						0905						0935				
Thames Ditton (THD)	d		0837						0907						0937				
Surbiton (SUR)	6 d		0842		0900		0910	0913		0924	0931				0943		1000		
Berrylands (BRS)	d		0845					0915							0945				
Shepperton (SHP)	d	0811											0911						
Upper Halliford (UPH)	d	0814											0914						
Sunbury (SUU)	d	0816											0916						
Kempton Park (KMP)	d	0818											0918						
Hampton (HMP)	d	0821											0921						
Fulwell (FLW)	d	0824											0924						
Richmond (RMD)	⊖ d					0843												0943	
St Margarets (SMG)	d					0845												0946	
Twickenham (TWI)	d					0848												0948	
Strawberry Hill (STW)	d					0851												0952	
Teddington (TED)	d	0829				0855							0929					0955	
Hampton Wick (HMW)	d	0831				0857							0931					0957	
Kingston (KNG)	a	0833				0859							0933					0959	
Kingston (KNG)	d	0834				0903							0934					1004	
Norbiton (NBT)	d	0836				0905							0936					1006	
New Malden (NEM)	6 d	0840	0848			0909		0918					0940	0948				1010	
Dorking (DKG)	4 d											0907							
Box Hill & Westhumble (BXW)	d											0910							
Leatherhead (LHD)	d			0845								0915				0945			
Ashted (AHD)	d			0848								0918				0948			
Epsom (EPS)	3 a			0853								0923				0953			
Epsom (EPS)	3 d			0853								0923				0953			
Ewell West (EWW)	d			0857								0927				0957			
Stoneleigh (SNL)	d			0859								0929				0959			
Worcester Park (WCP)	d			0902								0932				1002			
Chessington South (CSS)	d			0839					0909						0939				
Chessington North (CSN)	d			0841					0911						0941				
Tolworth (TOL)	d			0844					0914						0944				
Malden Manor (MAL)	d			0846					0916						0946				
Motspur Park (MOT)	d			0850	0905				0920			0935			0950	1005			
Raynes Park (RAY)	6 d	0843	0850	0854	0909	0912		0921	0924			0940	0943	0951	0954	1008		1013	
Wimbledon (WIM)	⊖ 6 d	0847	0854	0858	0913	0907	0916	0919	0925	0928	0931a	0938	0944	0947	0955	0958	1012	1007	1017
Earlsfield (EAD)	d	0850	0858	0902	0916	0911	0919		0928	0932		0942	0947	0950	0958	1001	1016	1011	1020
Clapham Junction (CLJ)	10 d	0854	0902	0906	0920	0915	0923	0927	0934	0937		0946	0952	0955	1004	1007	1020	1015	1024
Vauxhall (VXH)	⊖ d	0859	0907	0911	0925	0920	0928		0941	0944		0951	0957	1001	1009	1012	1025	1020	1029
London Waterloo (WAT)	⊖ 15 a	0906	0914	0917	0932	0927	0938	0941	0947	0950		0957	1004	1007	1017	1019	1031	1026	1036

NOTES (see introductory pages for explanation of train operator codes and standard symbols)

- a Arrival time
d Departure time

A From London Waterloo via Mortlake, see table 160

Dorking, Epsom, Chessington, Guildford, Hampton Court, Surbiton, Shepperton, Kingston and Wimbledon to London

Sundays

Operator	SW	SW	SW	SW	SW	SW	SW	SW	SW	SW	SW	SW	SW	SW	SW	SW	SW	SW
Train ID	2L28	2J24	2M24	2G24	2F24	1D24	2H26	2J26	2M26	2D26	2F26	2021 A	2L32	2J28	2M28	2G28	2F28	1D28
Days of operation/Notes 1st Class/Reservations/Bus/Ferry	□											A	□					
Guildford (GLD)	d			0950	0957					1020	1024					1050	1057	
London Road (Guildford) (LRD)	d			0954						1024						1054		
Clandon (CLA)	d			0959						1029						1059		
Horsley (HSY)	d			1003						1033						1103		
Effingham Junction (EFF)	6 d			1006						1036						1106		
Bookham (BKA)	d									1039								
Cobham & Stoke D'abernon (CSD)	d			1010												1110		
Oxshott (OXS)	d			1013												1113		
Claygate (CLG)	d			1016												1116		
Hinchley Wood (HYW)	d			1019												1119		
Hampton Court (HMC)	d		1005					1035						1105				
Thames Ditton (THD)	d		1007					1037						1107				
Surbiton (SUR)	6 d	1010	1013		1024	1030			1042			1100		1110	1113		1124	1130
Berrylands (BRS)	d		1015						1045						1115			
Shepperton (SHP)	d							1011										
Upper Halliford (UPH)	d							1014										
Sunbury (SUU)	d							1016										
Kempton Park (KMP)	d							1018										
Hampton (HMP)	d							1021										
Fulwell (FLW)	d							1024										
Richmond (RMD)	⊖ d												1040					
St Margarets (SMG)	d												1042					
Twickenham (TWI)	d												1045					
Strawberry Hill (STW)	d												1049					
Teddington (TED)	d							1029					1055c					
Hampton Wick (HMW)	d							1031					1057					
Kingston (KNG)	a							1033					1059					
Kingston (KNG)	d							1034					1104					
Norbiton (NBT)	d							1036					1106					
New Malden (NEM)	6 d		1018					1040	1048				1110		1118			
Dorking (DKG)	4 d						1007											1107
Box Hill & Westhumble (BXW)	d						1010											1110
Leatherhead (LHD)	d						1015				1045							1115
Ashted (AHD)	d						1018				1048							1118
Epsom (EPS)	3 a						1023				1053							1123
Epsom (EPS)	3 d						1023				1053							1123
Ewell West (EWW)	d						1027				1057							1127
Stoneleigh (SNL)	d						1029				1059							1129
Worcester Park (WCP)	d						1032				1102							1132
Chessington South (CSS)	d			1009						1039						1109		
Chessington North (CSN)	d			1011						1041						1111		
Tolworth (TOL)	d			1014						1044						1114		
Malden Manor (MAL)	d			1016						1046						1116		
Motspur Park (MOT)	d			1020				1035		1050	1105					1120		1135
Raynes Park (RAY)	6 d		1021	1024			1038	1043	1050	1054	1108		1113		1121	1124		1138
Wimbledon (WIM)	⊖ 6 d	1017	1025	1028	1031a	1040c	1043	1047	1054	1058	1112	1107	1117	1117	1125	1128	1131a	1138
Earlsfield (EAD)	d		1028	1031						1101	1116	1111	1120		1128	1131		1146
Clapham Junction (CLJ)	10 d	1026	1033	1036		1049	1053	1057	1103	1106	1120	1116	1124	1126	1133	1136		1148
Vauxhall (VXH)	⊖ d		1038	1041		1054	1058	1102	1108	1112	1125	1121	1129		1138	1141		1157
London Waterloo (WAT)	⊖ 15 a	1041	1045	1047		1100	1104	1108	1116	1121	1131	1127	1136	1139	1144	1147		1200

NOTES (see introductory pages for explanation of train operator codes and standard symbols)

- a Arrival time
- d Departure time
- c Arrives 3 minutes earlier

A From London Waterloo via Mortlake, see table 160

Dorking, Epsom, Chessington, Guildford, Hampton Court, Surbiton, Shepperton, Kingston and Wimbledon to London

Sundays

Operator	SW	SW	SW	SW	SW	SW	SW	SW	SW	SW	SW	SW	SW	SW	SW	SW	SW	SW
Train ID	2H30	2J30	2M30	2D30	2F30	2L36	2O25	2J32	2M32	2G32	2F32	1D32	2H34	2J34	2M34	2D34	2F34	2L40
Days of operation/Notes 1st Class/Reservations/Bus/Ferry						□	A											□
Guildford (GLD)	d			1120	1124					1150	1157					1220	1224	
London Road (Guildford) (LRD)	d			1124						1154						1224		
Clandon (CLA)	d			1129						1159						1229		
Horsley (HSY)	d			1133						1203						1233		
Effingham Junction (EFF)	6 d			1136						1206						1236		
Bookham (BKA)	d			1139												1239		
Cobham & Stoke D'abernon (CSD)	d									1210								
Oxshott (OXS)	d									1213								
Claygate (CLG)	d									1216								
Hinchley Wood (HYW)	d									1219								
Hampton Court (HMC)	d		1135					1205						1235				
Thames Ditton (THD)	d		1137					1207						1237				
Surbiton (SUR)	6 d		1143		1200	1210		1213		1224	1230			1243			1300	1310
Berrylands (BRS)	d		1145					1215						1245				
Shepperton (SHP)	d	1111											1211					
Upper Halliford (UPH)	d	1114											1214					
Sunbury (SUU)	d	1116											1216					
Kempton Park (KMP)	d	1118											1218					
Hampton (HMP)	d	1121											1221					
Fulwell (FLW)	d	1124											1224					
Richmond (RMD)	⊖ d						1141											
St Margarets (SMG)	d						1143											
Twickenham (TWI)	d						1145											
Strawberry Hill (STW)	d						1149											
Teddington (TED)	d	1129					1155						1229					
Hampton Wick (HMW)	d	1131					1157						1231					
Kingston (KNG)	a	1133					1159						1233					
Kingston (KNG)	d	1134					1204						1234					
Norbiton (NBT)	d	1136					1206						1236					
New Malden (NEM)	6 d	1140	1148				1210	1218					1240	1248				
Dorking (DKG)	4 d											1207						
Box Hill & Westhumble (BXW)	d											1210						
Leatherhead (LHD)	d			1145								1215				1245		
Ashted (AHD)	d			1148								1218				1248		
Epsom (EPS)	3 a			1153								1223				1253		
Epsom (EPS)	3 d			1153								1223				1253		
Ewell West (EWW)	d			1157								1227				1257		
Stoneleigh (SNL)	d			1159								1229				1259		
Worcester Park (WCP)	d			1202								1232				1302		
Chessington South (CSS)	d			1139						1209						1239		
Chessington North (CSN)	d			1141						1211						1241		
Tolworth (TOL)	d			1144						1214						1244		
Malden Manor (MAL)	d			1146						1216						1246		
Motspur Park (MOT)	d			1150	1205					1220			1235			1250	1305	
Raynes Park (RAY)	6 d	1143	1151	1154	1208			1213	1221	1224			1238	1243	1251	1254	1308	
Wimbledon (WIM)	⊖ 6 d	1147	1155	1158	1212	1207	1217	1217	1225	1228	1231a	1238	1242	1247	1255	1258	1312	1317
Earlsfield (EAD)	d	1150	1158	1201	1216	1211		1220	1228	1231		1241	1246	1250	1258	1301	1316	1311
Clapham Junction (CLJ)	10 d	1155	1203	1209	1220	1215	1224	1224	1232	1235		1246	1250	1254	1303	1306	1320	1324
Vauxhall (VXH)	⊖ d	1200	1208	1214	1225	1220		1229	1237	1240		1251	1255	1259	1308	1311	1325	1320
London Waterloo (WAT)	⊖ 15 a	1206	1216	1221	1231	1227	1234	1236	1246	1248		1256	1301	1304	1312	1315	1329	1334

NOTES (see introductory pages for explanation of train operator codes and standard symbols)

- a Arrival time
- d Departure time

A From London Waterloo via Mortlake, see table 160

Dorking, Epsom, Chessington, Guildford, Hampton Court, Surbiton, Shepperton, Kingston and Wimbledon to London

Sundays

Operator	SW	SW	SW	SW	SW	SW	SW	SW	SW	SW	SW	SW	SW	SW	SW	SW	SW	SW	
Train ID	2J36	2029	2M36	2G36	2F36	1D36	2H38	2J38	2M38	2D38	2F38	2L44	2J40	2O33	2M40	2G40	2F40	1D40	
Days of operation/Notes 1st Class/Reservations/Bus/Ferry																			
	A																		
	Π																		
Guildford (GLD)	d			1250	1257						1320	1324					1350	1357	
London Road (Guildford) (LRD)	d			1254							1324						1354		
Clandon (CLA)	d			1259							1329						1359		
Horsley (HSY)	d			1303							1333						1403		
Effingham Junction (EFF)	6 d			1306							1336						1406		
Bookham (BKA)	d										1339								
Cobham & Stoke D'abernon (CSD)	d			1310													1410		
Oxshott (OXS)	d			1313													1413		
Claygate (CLG)	d			1316													1416		
Hinchley Wood (HYW)	d			1319													1419		
Hampton Court (HMC)	d	1305							1335					1405					
Thames Ditton (THD)	d	1307							1337					1407					
Surbiton (SUR)	6 d	1313		1324	1330				1343			1400	1410	1413			1424	1430	
Berrylands (BRS)	d	1315							1345					1415					
Shepperton (SHP)	d							1311											
Upper Halliford (UPH)	d							1314											
Sunbury (SUU)	d							1316											
Kempton Park (KMP)	d							1318											
Hampton (HMP)	d							1321											
Fulwell (FLW)	d							1324											
Richmond (RMD)	⊖ d		1240												1340				
St Margarets (SMG)	d		1242												1342				
Twickenham (TWI)	d		1245												1345				
Strawberry Hill (STW)	d		1249												1349				
Teddington (TED)	d		1255					1329							1355c				
Hampton Wick (HMW)	d		1257					1331							1357				
Kingston (KNG)	a		1259					1333							1359				
Kingston (KNG)	d		1304					1334							1404				
Norbiton (NBT)	d		1306					1336							1406				
New Malden (NEM)	6 d	1318	1310					1340	1348					1418	1410				
Dorking (DKG)	4 d						1307											1407	
Box Hill & Westhumble (BXW)	d						1310											1410	
Leatherhead (LHD)	d						1315				1345							1415	
Ashted (AHD)	d						1318				1348							1418	
Epsom (EPS)	3 a						1323				1353							1423	
Epsom (EPS)	3 d						1323				1353							1423	
Ewell West (EWW)	d						1327				1357							1427	
Stoneleigh (SNL)	d						1329				1359							1429	
Worcester Park (WCP)	d						1332				1402							1432	
Chessington South (CSS)	d			1309						1339						1409			
Chessington North (CSN)	d			1311						1341						1411			
Tolworth (TOL)	d			1314						1344						1414			
Malden Manor (MAL)	d			1316						1346						1416			
Motspur Park (MOT)	d			1320				1335		1350	1405				1420			1435	
Raynes Park (RAY)	6 d	1321	1313	1324			1338	1343	1351	1354	1408			1421	1413	1424		1438	
Wimbledon (WIM)	⊖ 6 d	1325	1317	1328	1331	1338	1342	1347	1355	1358	1412	1408	1417	1425	1417	1428	1431	1438	1442
Earlsfield (EAD)	d	1328	1320	1331	1335	1341	1346	1350	1358	1401	1416	1411		1428	1420	1431	1435	1441	1446
Clapham Junction (CLJ)	10 d	1332	1324	1335	1339	1345	1350	1354	1402	1405	1420	1415	1424	1432	1424	1435	1439	1445	1450
Vauxhall (VXH)	⊖ d	1337	1329	1340	1344	1350	1355	1359	1407	1410	1425	1420		1437	1429	1440	1444	1450	1455
London Waterloo (WAT)	⊖ 15 a	1342	1334	1345	1348	1355	1359	1404	1412	1415	1429	1425	1434	1442	1434	1445	1448	1455	1459

NOTES (see introductory pages for explanation of train operator codes and standard symbols)

- a Arrival time
- d Departure time
- c Arrives 3 minutes earlier

A From London Waterloo via Mortlake, see table 160

Dorking, Epsom, Chessington, Guildford, Hampton Court, Surbiton, Shepperton, Kingston and Wimbledon to London

Sundays

Operator	SW	SW	SW	SW	SW	SW	SW	SW	SW	SW	SW	SW	SW	SW	SW	SW	SW	SW	
Train ID	2H42	2J42	2L46	2M42	2D42	2F42	2L48	2J44	2O37	2V35	2M44	2G44	2F44	1D44	2H46	2J46	2L50	2M46	
Days of operation/Notes									A	C									
1st Class/Reservations/Bus/Ferry			□				□										□		
Guildford (GLD)	d				1420	1424						1450	1457						
London Road (Guildford) (LRD)	d				1424							1454							
Clandon (CLA)	d				1429							1459							
Horsley (HSY)	d				1433							1503							
Effingham Junction (EFF)	6 d				1436							1506							
Bookham (BKA)	d				1439														
Cobham & Stoke D'abernon (CSD)	d											1510							
Oxshott (OXS)	d											1513							
Claygate (CLG)	d											1516							
Hinchley Wood (HYW)	d											1519							
Hampton Court (HMC)	d		1435					1505								1535			
Thames Ditton (THD)	d		1437					1507								1537			
Surbiton (SUR)	6 d		1443	1445		1500	1510	1513				1524	1530			1543	1545		
Berrylands (BRS)	d		1445					1515								1545			
Shepperton (SHP)	d	1411														1511			
Upper Halliford (UPH)	d	1414														1514			
Sunbury (SUU)	d	1416														1516			
Kempton Park (KMP)	d	1418														1518			
Hampton (HMP)	d	1421														1521			
Fulwell (FLW)	d	1424														1524			
Richmond (RMD)	d								1440										
St Margarets (SMG)	d								1442										
Twickenham (TWI)	d								1445	1511									
Strawberry Hill (STW)	d								1449	1514									
Teddington (TED)	d	1429							1455c	1517						1529			
Hampton Wick (HMW)	d	1431							1457	1520						1531			
Kingston (KNG)	a	1433							1459	1522						1533			
Kingston (KNG)	d	1434							1504							1534			
Norbiton (NBT)	d	1436							1506							1536			
New Malden (NEM)	6 d	1440	1448					1518	1510							1540	1548		
Dorking (DKG)	4 d														1507				
Box Hill & Westhumble (BXW)	d														1510				
Leatherhead (LHD)	d				1445										1515				
Ashted (AHD)	d				1448										1518				
Epsom (EPS)	3 a				1453										1523				
Epsom (EPS)	3 d				1453										1523				
Ewell West (EWW)	d				1457										1527				
Stoneleigh (SNL)	d				1459										1529				
Worcester Park (WCP)	d				1502										1532				
Chessington South (CSS)	d				1439							1509						1539	
Chessington North (CSN)	d				1441							1511						1541	
Tolworth (TOL)	d				1444							1514						1544	
Malden Manor (MAL)	d				1446							1516						1546	
Motspur Park (MOT)	d				1450	1505						1520			1535			1550	
Raynes Park (RAY)	6 d	1443	1451		1454	1508		1521	1513		1524			1538	1543	1551		1554	
Wimbledon (WIM)	6 d	1447	1455	1453	1458	1512	1508	1517	1525	1517	1528	1531	1538	1542	1547	1555	1553	1558	
Earlsfield (EAD)	d	1450	1458		1501	1516	1511		1528	1520		1531	1535	1541	1546	1550	1558	1601	
Clapham Junction (CLJ)	10 d	1454	1502	1459	1505	1520	1515	1524	1532	1524	1430	1535	1539	1545	1550	1554	1602	1559	1605
Vauxhall (VXH)	d	1459	1507		1510	1525	1520		1537	1529	1424	1540	1544	1550	1555	1559	1607		1610
London Waterloo (WAT)	15 a	1504	1512	1509	1515	1529	1525	1534	1542	1534		1545	1548	1555	1559	1604	1612	1609	1615

NOTES (see introductory pages for explanation of train operator codes and standard symbols)

- a Arrival time
- d Departure time
- c Arrives 3 minutes earlier

- A From London Waterloo via Mortlake, see table 160
- C From London Waterloo via Hounslow, see table 160

Dorking, Epsom, Chessington, Guildford, Hampton Court, Surbiton, Shepperton, Kingston and Wimbledon to London

Sundays

Operator	SW	SW	SW	SW	SW	SW	SW	SW	SW	SW	SW	SW	SW	SW	SW	SW	SW	SW	
Train ID	2D46	2F46	2L52	2J48	2O41	2V39	2M48	2G48	2F48	1D48	2H50	2J50	2L54	2M50	2D50	2F50	2L56	2J52	
Days of operation/Notes 1st Class/Reservations/Bus/Ferry			□		A	C							□				□		
Guildford (GLD)	d	1520	1524					1550	1557						1620	1624			
London Road (Guildford) (LRD)	d	1524						1554							1624				
Clandon (CLA)	d	1529						1559							1629				
Horsley (HSY)	d	1533						1603							1633				
Effingham Junction (EFF)	6 d	1536						1606							1636				
Bookham (BKA)	d	1539													1639				
Cobham & Stoke D'abernon (CSD)	d							1610											
Oxshott (OXS)	d							1613											
Claygate (CLG)	d							1616											
Hinchley Wood (HYW)	d							1619											
Hampton Court (HMC)	d				1605							1635						1705	
Thames Ditton (THD)	d				1607							1637						1707	
Surbiton (SUR)	6 d		1600	1610	1613			1624	1630			1643	1645			1700	1710	1713	
Berrylands (BRS)	d				1615							1645						1715	
Shepperton (SHP)	d										1611								
Upper Halliford (UPH)	d										1614								
Sunbury (SUU)	d										1616								
Kempton Park (KMP)	d										1618								
Hampton (HMP)	d										1621								
Fulwell (FLW)	d										1624								
Richmond (RMD)	⊖ d					1540													
St Margarets (SMG)	d					1542													
Twickenham (TWI)	d					1545	1611												
Strawberry Hill (STW)	d					1549	1614												
Teddington (TED)	d					1555c	1617					1629							
Hampton Wick (HMW)	d					1557	1620					1631							
Kingston (KNG)	a					1559	1622					1633							
Kingston (KNG)	d					1604						1634							
Norbiton (NBT)	d					1606						1636							
New Malden (NEM)	6 d				1618	1610						1640	1648					1718	
Dorking (DKG)	4 d										1607								
Box Hill & Westhumble (BXW)	d										1610								
Leatherhead (LHD)	d	1545									1615				1645				
Ashted (AHD)	d	1548									1618				1648				
Epsom (EPS)	3 a	1553									1623				1653				
Epsom (EPS)	3 d	1553									1623				1653				
Ewell West (EWW)	d	1557									1627				1657				
Stoneleigh (SNL)	d	1559									1629				1659				
Worcester Park (WCP)	d	1602									1632				1702				
Chessington South (CSS)	d							1609							1639				
Chessington North (CSN)	d							1611							1641				
Tolworth (TOL)	d							1614							1644				
Malden Manor (MAL)	d							1616							1646				
Motspur Park (MOT)	d	1605						1620			1635				1650	1705			
Raynes Park (RAY)	6 d	1608			1621	1613		1624			1638	1643	1651		1654	1708		1721	
Wimbledon (WIM)	⊖ 6 d	1612	1608	1617	1625	1617		1628	1631	1638	1642	1647	1655	1653	1658	1712	1708	1717	1725
Earlsfield (EAD)	d	1616	1611		1628	1620		1631	1635	1641	1646	1650	1658		1701	1716	1711	1728	
Clapham Junction (CLJ)	10 d	1620	1615	1624	1632	1624	1530	1635	1639	1645	1650	1654	1702	1659	1705	1720	1715	1724	1732
Vauxhall (VXH)	⊖ d	1625	1620		1637	1629	1524	1640	1644	1650	1655	1659	1707		1710	1725	1720	1737	
London Waterloo (WAT)	⊖ 15 a	1629	1625	1634	1642	1634		1645	1648	1655	1659	1704	1712	1709	1715	1729	1725	1734	1742

NOTES (see introductory pages for explanation of train operator codes and standard symbols)

- a Arrival time
- d Departure time
- c Arrives 3 minutes earlier

- A From London Waterloo via Mortlake, see table 160
- C From London Waterloo via Hounslow, see table 160

Dorking, Epsom, Chessington, Guildford, Hampton Court, Surbiton, Shepperton, Kingston and Wimbledon to London

Sundays

Operator	SW 2045	SW 2V43	SW 2M52	SW 2G52	SW 2F52	SW 1D52	SW 2H54	SW 2J54	SW 2L58	SW 2M54	SW 2D54	SW 2F54	SW 2L60	SW 2J56	SW 2O49	SW 2V47	SW 2M56	SW 2G56	
Train ID	A	C							□				□		A	C			
Days of operation/Notes																			
1st Class/Reservations/Bus/Ferry																			
Guildford (GLD)	d			1650	1657						1720	1724							1750
London Road (Guildford) (LRD)	d			1654							1724								1754
Clandon (CLA)	d			1659							1729								1759
Horsley (HSY)	d			1703							1733								1803
Effingham Junction (EFF)	6 d			1706							1736								1806
Bookham (BKA)	d										1739								
Cobham & Stoke D'abernon (CSD)	d			1710															1810
Oxshott (OXS)	d			1713															1813
Claygate (CLG)	d			1716															1816
Hinchley Wood (HYW)	d			1719															1819
Hampton Court (HMC)	d								1735						1805				
Thames Ditton (THD)	d								1737						1807				
Surbiton (SUR)	6 d			1724	1730				1743	1745			1800	1810	1813				1824
Berrylands (BRS)	d								1745						1815				
Shepperton (SHP)	d							1711											
Upper Halliford (UPH)	d							1714											
Sunbury (SUU)	d							1716											
Kempton Park (KMP)	d							1718											
Hampton (HMP)	d							1721											
Fulwell (FLW)	d							1724											
Richmond (RMD)	⊖ d	1640														1740			
St Margarets (SMG)	d	1642														1742			
Twickenham (TWI)	d	1645	1711													1745	1811		
Strawberry Hill (STW)	d	1649	1714													1749	1814		
Teddington (TED)	d	1655c	1717					1729								1755c	1817		
Hampton Wick (HMW)	d	1657	1720					1731								1757	1820		
Kingston (KNG)	a	1659	1722					1733								1759	1822		
Kingston (KNG)	d	1704						1734								1804			
Norbiton (NBT)	d	1706						1736								1806			
New Malden (NEM)	6 d	1710						1740	1748						1818	1810			
Dorking (DKG)	4 d					1707													
Box Hill & Westhumble (BXW)	d					1710													
Leatherhead (LHD)	d					1715					1745								
Ashted (AHD)	d					1718					1748								
Epsom (EPS)	3 a					1723					1753								
Epsom (EPS)	3 d					1723					1753								
Ewell West (EWW)	d					1727					1757								
Stoneleigh (SNL)	d					1729					1759								
Worcester Park (WCP)	d					1732					1802								
Chessington South (CSS)	d			1709							1739								1809
Chessington North (CSN)	d			1711							1741								1811
Tolworth (TOL)	d			1714							1744								1814
Malden Manor (MAL)	d			1716							1746								1816
Motspur Park (MOT)	d			1720				1735			1750	1805							1820
Raynes Park (RAY)	6 d	1713		1724				1738	1743	1751	1754	1808							1824
Wimbledon (WIM)	⊖ 6 d	1717		1728	1731	1738	1742	1747	1755	1753	1758	1812	1808	1817	1825	1817			1828 1831
Earlsfield (EAD)	d	1720		1731	1735	1741	1746	1750	1758		1801	1816	1812		1828	1820			1831 1835
Clapham Junction (CLJ)	10 d	1724	1630	1735	1739	1745	1750	1754	1802	1759	1805	1820	1816	1824	1832	1824	1730		1835 1839
Vauxhall (VXH)	⊖ d	1729	1624	1740	1744	1750	1755	1759	1807		1810	1825	1821		1837	1829	1724		1840 1844
London Waterloo (WAT)	⊖ 15 a	1734		1745	1748	1755	1759	1804	1812	1809	1815	1829	1825	1834	1842	1834			1845 1848

NOTES (see introductory pages for explanation of train operator codes and standard symbols)

- a Arrival time
- d Departure time
- c Arrives 3 minutes earlier

- A From London Waterloo via Mortlake, see table 160
- C From London Waterloo via Hounslow, see table 160

Dorking, Epsom, Chessington, Guildford, Hampton Court, Surbiton, Shepperton, Kingston and Wimbledon to London

Sundays

Operator	SW	SW	SW	SW	SW	SW	SW	SW	SW	SW	SW	SW	SW	SW	SW	SW	SW	SW
Train ID	2F56	1D56	2H58	2J58	2L62	2M58	2D58	2F58	2L64	2J60	2O53	2V51	2M60	2G60	2F60	1D60	2H62	2J62
Days of operation/Notes 1st Class/Reservations/Bus/Ferry					□				□		A	C						
Guildford (GLD)	d	1757					1820	1824							1850	1857		
London Road (Guildford) (LRD)	d						1824								1854			
Clandon (CLA)	d						1829								1859			
Horsley (HSY)	d						1833								1903			
Effingham Junction (EFF)	6 d						1836								1906			
Bookham (BKA)	d						1839											
Cobham & Stoke D'abernon (CSD)	d														1910			
Oxshott (OXS)	d														1913			
Claygate (CLG)	d														1916			
Hinchley Wood (HYW)	d														1919			
Hampton Court (HMC)	d					1835					1905							1935
Thames Ditton (THD)	d					1837					1907							1937
Surbiton (SUR)	6 d	1830			1843	1846		1900	1910	1913				1924	1930			1943
Berrylands (BRS)	d				1845					1915								1945
Shepperton (SHP)	d			1811														1911
Upper Halliford (UPH)	d			1814														1914
Sunbury (SUU)	d			1816														1916
Kempton Park (KMP)	d			1818														1918
Hampton (HMP)	d			1821														1921
Fulwell (FLW)	d			1824														1924
Richmond (RMD)	⊖ d										1840							
St Margarets (SMG)	d										1842							
Twickenham (TWI)	d										1845	1911						
Strawberry Hill (STW)	d										1849	1914						
Teddington (TED)	d			1829							1855c	1917						1929
Hampton Wick (HMW)	d			1831							1857	1920						1931
Kingston (KNG)	a			1833							1859	1922						1933
Kingston (KNG)	d			1834							1904							1934
Norbiton (NBT)	d			1836							1906							1936
New Malden (NEM)	6 d			1840	1848					1918	1910							1940 1948
Dorking (DKG)	4 d		1807															1907
Box Hill & Westhumble (BXW)	d		1810															1910
Leatherhead (LHD)	d		1815				1845											1915
Ashted (AHD)	d		1818				1848											1918
Epsom (EPS)	3 a		1823				1853											1923
Epsom (EPS)	3 d		1823				1853											1923
Ewell West (EWW)	d		1827				1857											1927
Stoneleigh (SNL)	d		1829				1859											1929
Worcester Park (WCP)	d		1832				1902											1932
Chessington South (CSS)	d						1839							1909				
Chessington North (CSN)	d						1841							1911				
Tolworth (TOL)	d						1844							1914				
Malden Manor (MAL)	d						1846							1916				
Motspur Park (MOT)	d		1835				1850	1905						1920				1935
Raynes Park (RAY)	6 d		1838	1843	1851		1854	1908			1921	1913		1924				1938 1943 1951
Wimbledon (WIM)	⊖ 6 d	1838	1842	1847	1855	1853	1858	1912	1908	1917	1925	1917		1928	1931	1938	1942	1947 1955
Earlsfield (EAD)	d	1841	1846	1850	1858		1901	1916	1911		1928	1920		1931	1935	1941	1946	1950 1958
Clapham Junction (CLJ)	10 d	1845	1850	1854	1902	1900	1905	1920	1915	1924	1932	1924	1830	1935	1939	1945	1950	1954 2002
Vauxhall (VXH)	⊖ d	1850	1855	1859	1907		1910	1925	1920		1937	1929	1824	1940	1944	1950	1955	1959 2007
London Waterloo (WAT)	⊖ 15 a	1855	1859	1904	1912	1911	1915	1929	1925	1934	1942	1934		1945	1948	1955	2001	2004 2012

NOTES (see introductory pages for explanation of train operator codes and standard symbols)

- a Arrival time
- d Departure time
- c Arrives 3 minutes earlier

- A From London Waterloo via Mortlake, see table 160
- C From London Waterloo via Hounslow, see table 160

Dorking, Epsom, Chessington, Guildford, Hampton Court, Surbiton, Shepperton, Kingston and Wimbledon to London

Sundays

Operator	SW	SW	SW	SW	SW	SW	SW	SW	SW	SW	SW	SW	SW	SW	SW	SW	SW	SW	
Train ID	2L66	2M62	2D62	2F62	2L68	2J64	2O57	2V55	2M64	2G64	2F64	1D64	2H66	2J66	2L70	2D66	2F66	2L72	
Days of operation/Notes 1st Class/Reservations/Bus/Ferry	□				□		A	C							□			□	
Guildford (GLD)	d		1920	1924						1950	1957					2020	2024		
London Road (Guildford) (LRD)	d		1924							1954						2024			
Clandon (CLA)	d		1929							1959						2029			
Horsley (HSY)	d		1933							2003						2033			
Effingham Junction (EFF)	6 d		1936							2006						2036			
Bookham (BKA)	d		1939													2039			
Cobham & Stoke D'abernon (CSD)	d									2010									
Oxshott (OXS)	d									2013									
Claygate (CLG)	d									2016									
Hinchley Wood (HYW)	d									2019									
Hampton Court (HMC)	d						2005								2035				
Thames Ditton (THD)	d						2007								2037				
Surbiton (SUR)	6 d	1946		2000	2010	2013				2024	2030				2043	2046		2100	2110
Berrylands (BRS)	d					2015									2045				
Shepperton (SHP)	d												2011						
Upper Halliford (UPH)	d												2014						
Sunbury (SUU)	d												2016						
Kempton Park (KMP)	d												2018						
Hampton (HMP)	d												2021						
Fulwell (FLW)	d												2024						
Richmond (RMD)	⊖ d						1940												
St Margarets (SMG)	d						1942												
Twickenham (TWI)	d						1945	2011											
Strawberry Hill (STW)	d						1949	2014											
Teddington (TED)	d						1955c	2017					2029						
Hampton Wick (HMW)	d						1957	2020					2031						
Kingston (KNG)	a						1959	2022					2033						
Kingston (KNG)	d						2004						2034						
Norbiton (NBT)	d						2006						2036						
New Malden (NEM)	6 d					2018	2010						2040	2048					
Dorking (DKG)	4 d											2007							
Box Hill & Westhumble (BXW)	d											2010							
Leatherhead (LHD)	d		1945									2015				2045			
Ashted (AHD)	d		1948									2018				2048			
Epsom (EPS)	3 a		1953									2023				2053			
Epsom (EPS)	3 d		1953									2023				2053			
Ewell West (EWW)	d		1957									2027				2057			
Stoneleigh (SNL)	d		1959									2029				2059			
Worcester Park (WCP)	d		2002									2032				2102			
Chessington South (CSS)	d		1939							2009									
Chessington North (CSN)	d		1941							2011									
Tolworth (TOL)	d		1944							2014									
Malden Manor (MAL)	d		1946							2016									
Motspur Park (MOT)	d		1950	2005						2020			2035						
Raynes Park (RAY)	6 d		1954	2008			2021	2013		2024			2038	2043	2051		2108		
Wimbledon (WIM)	⊖ 6 d	1953	1958	2012	2008	2017	2025	2017		2028	2031	2038	2042	2047	2055	2053	2112	2108	2117
Earlsfield (EAD)	d		2001	2016	2011		2028	2020		2031	2035	2041	2046	2050	2058		2116	2111	
Clapham Junction (CLJ)	10 d	2000	2005	2020	2015	2024	2032	2024	1930	2035	2039	2045	2050	2054	2102	2100	2120	2115	2124
Vauxhall (VXH)	⊖ d		2010	2025	2020		2037	2029	1924	2040	2044	2050	2055	2059	2107		2125	2120	
London Waterloo (WAT)	⊖ 15 a	2011	2015	2029	2025	2034	2042	2034		2045	2048	2055	2101	2104	2113	2111	2129	2125	2134

NOTES (see introductory pages for explanation of train operator codes and standard symbols)

- a Arrival time
- d Departure time
- c Arrives 3 minutes earlier

- A From London Waterloo via Mortlake, see table 160
- C From London Waterloo via Hounslow, see table 160

Dorking, Epsom, Chessington, Guildford, Hampton Court, Surbiton, Shepperton, Kingston and Wimbledon to London

Sundays

Operator	SW	SW	SW	SW	SW	SW	SW	SW	SW	SW	SW	SW	SW	SW	SW	SW	SW	SW
Train ID	2J68	2O61	2V59	2M68	2G68	2F68	1D68	2H70	2J70	2L74	2D70	2F70	2L76	2J72	2O65	2V63	2M72	2G72
Days of operation/Notes	A	C												A	C			
1st Class/Reservations/Bus/Ferry										□			□					
Guildford (GLD)	d				2050	2057					2120	2125						2150
London Road (Guildford) (LRD)	d				2054						2124							2154
Clandon (CLA)	d				2059						2129							2159
Horsley (HSY)	d				2103						2133							2203
Effingham Junction (EFF)	6 d				2106						2136							2206
Bookham (BKA)	d										2139							
Cobham & Stoke D'abernon (CSD)	d				2110													2210
Oxshott (OXS)	d				2113													2213
Claygate (CLG)	d				2116													2216
Hinchley Wood (HYW)	d				2119													2219
Hampton Court (HMC)	d	2105								2135					2205			
Thames Ditton (THD)	d	2107								2137					2207			
Surbiton (SUR)	6 d	2113			2124	2130				2143	2146		2200	2210	2213			2224
Berrylands (BRS)	d	2115								2145					2215			
Shepperton (SHP)	d							2111										
Upper Halliford (UPH)	d							2114										
Sunbury (SUU)	d							2116										
Kempton Park (KMP)	d							2118										
Hampton (HMP)	d							2121										
Fulwell (FLW)	d							2124										
Richmond (RMD)	6 d	2040													2140			
St Margarets (SMG)	d	2042													2142			
Twickenham (TWI)	d	2045	2111												2145	2211		
Strawberry Hill (STW)	d	2049	2114												2149	2214		
Teddington (TED)	d	2055c	2117					2129							2155c	2217		
Hampton Wick (HMW)	d	2057	2120					2131							2157	2220		
Kingston (KNG)	a	2059	2122					2133							2159	2222		
Kingston (KNG)	d	2104						2134							2204			
Norbiton (NBT)	d	2106						2136							2206			
New Malden (NEM)	6 d	2118	2110					2140	2148					2218	2210			
Dorking (DKG)	4 d						2107											
Box Hill & Westhumble (BXW)	d						2110											
Leatherhead (LHD)	d						2115				2145							
Ashted (AHD)	d						2118				2148							
Epsom (EPS)	3 a						2123				2153							
Epsom (EPS)	3 d						2123				2153							
Ewell West (EWW)	d						2127				2157							
Stoneleigh (SNL)	d						2129				2159							
Worcester Park (WCP)	d						2132				2202							
Chessington South (CSS)	d			2109														2209
Chessington North (CSN)	d			2111														2211
Tolworth (TOL)	d			2114														2214
Malden Manor (MAL)	d			2116														2216
Motspur Park (MOT)	d			2120			2135				2205							2220
Raynes Park (RAY)	6 d	2121	2113	2124			2138	2143	2151		2208			2221	2213			2224
Wimbledon (WIM)	6 d	2125	2117	2128	2131	2138	2142	2147	2155	2153	2212	2208	2217	2225	2217			2228
Earlsfield (EAD)	d	2128	2120	2131	2135	2141	2146	2150	2158		2216	2211		2228	2220			2231
Clapham Junction (CLJ)	10 d	2132	2124	2030	2135	2139	2145	2150	2154	2202	2200	2220	2215	2224	2232	2224	2130	2235
Vauxhall (VXH)	10 d	2137	2129	2024	2140	2144	2150	2155	2159	2207	2225	2220		2237	2229	2124	2240	2244
London Waterloo (WAT)	15 a	2142	2136	2145	2148	2155	2201	2205	2214	2211	2229	2225	2234	2243	2236		2245	2248

NOTES (see introductory pages for explanation of train operator codes and standard symbols)

- a Arrival time
- d Departure time
- c Arrives 3 minutes earlier

- A From London Waterloo via Mortlake, see table 160
- C From London Waterloo via Hounslow, see table 160

Dorking, Epsom, Chessington, Guildford, Hampton Court, Surbiton, Shepperton, Kingston and Wimbledon to London

Sundays

Operator Train ID Days of operation/Notes 1st Class/Reservations/Bus/Ferry	SW 2F72	SW 1D72	SW 2H74	SW 2L78	SW 2D74	SW 2F74	SW 2L80	SW 2J76	SW 2O69 A	SW 2V67 C	SW 2M76	SW 2G76	SW 2F76	SW 1D76	SW 2H78	SW 2O73 A	SW 2V71 C	SW 2A82
Guildford (GLD)	d	2157			2220	2224						2250	2257					
London Road (Guildford) (LRD)	d				2224							2254						
Clandon (CLA)	d				2229							2259						
Horsley (HSY)	d				2233							2303						
Effingham Junction (EFF)	6 d				2236							2306						
Bookham (BKA)	d				2239													
Cobham & Stoke D'abernon (CSD)	d											2310						
Oxshott (OXS)	d											2313						
Claygate (CLG)	d											2316						
Hinchley Wood (HYW)	d											2319						
Hampton Court (HMC)	d							2305										
Thames Ditton (THD)	d							2307										
Surbiton (SUR)	6 d	2230		2246		2300	2310	2313				2324	2330					2346
Berrylands (BRS)	d							2315										
Shepperton (SHP)	d		2211												2311			
Upper Halliford (UPH)	d		2214												2314			
Sunbury (SUU)	d		2216												2316			
Kempton Park (KMP)	d		2218												2318			
Hampton (HMP)	d		2221												2321			
Fulwell (FLW)	d		2224												2324			
Richmond (RMD)	6 d							2240								2340		
St Margarets (SMG)	d							2242								2342		
Twickenham (TWI)	d							2245	2311							2345	0012	
Strawberry Hill (STW)	d							2249	2314							2348	0015	
Teddington (TED)	d		2229					2255c	2317					2329	2351	0018		
Hampton Wick (HMW)	d		2231					2257	2320					2331	2354	0021		
Kingston (KNG)	a		2233					2259	2322					2333	2356	0023		
Kingston (KNG)	d		2234					2304						2334				
Norbiton (NBT)	d		2236					2306						2336				
New Malden (NEM)	6 d		2240				2318	2310						2340				
Dorking (DKG)	4 d	2207												2307				
Box Hill & Westhumble (BXW)	d	2210												2310				
Leatherhead (LHD)	d	2215			2245									2315				
Ashted (AHD)	d	2218			2248									2318				
Epsom (EPS)	3 a	2223			2253									2323				
Epsom (EPS)	3 d	2223			2253									2323				
Ewell West (EWW)	d	2227			2257									2327				
Stoneleigh (SNL)	d	2229			2259									2329				
Worcester Park (WCP)	d	2232			2302									2332				
Chessington South (CSS)	d										2309							
Chessington North (CSN)	d										2311							
Tolworth (TOL)	d										2314							
Malden Manor (MAL)	d										2316							
Motspur Park (MOT)	d	2235			2305						2320			2335				
Raynes Park (RAY)	6 d	2238	2242	2247	2253	2312	2308	2317	2325	2317	2324	2331	2338	2342	2347			2354
Wimbledon (WIM)	6 d	2238	2242	2247	2253	2312	2308	2317	2325	2317	2324	2331	2338	2342	2347			2354
Earlsfield (EAD)	d	2241	2246	2250		2316	2311		2328	2320		2331	2335	2341	2346	2350		
Clapham Junction (CLJ)	10 d	2245	2250	2254	2300	2320	2315	2324	2332	2324	2230	2335	2339	2345	2350	2354		2330 0003
Vauxhall (VXH)	10 d	2250	2255	2259		2325	2320		2337	2329	2224	2340	2344	2350	2355	2359		2324
London Waterloo (WAT)	15 a	2255	2259	2306	2311	2329	2325	2334	2342	2336		2346	2348	2355	2359	0005		0012





NOTES (see introductory pages for explanation of train operator codes and standard symbols)

- a Arrival time
- d Departure time
- c Arrives 3 minutes earlier

- A From London Waterloo via Mortlake, see table 160
- C From London Waterloo via Hounslow, see table 160

Dorking, Epsom, Chessington, Guildford, Hampton Court, Surbiton, Shepperton, Kingston and Wimbledon to London

Sundays

Operator Train ID Days of operation/Notes	SW 2M78	SW 2J78	SW 2079 A
Guildford (GLD)	d		
London Road (Guildford) (LRD)	d		
Clandon (CLA)	d		
Horsley (HSY)	d		
Effingham Junction (EFF)	6 d		
Bookham (BKA)	d		
Cobham & Stoke D'abernon (CSD)	d		
Oxshott (OXS)	d		
Claygate (CLG)	d		
Hinchley Wood (HYW)	d		
Hampton Court (HMC)	d	2345	
Thames Ditton (THD)	d	2347	
Surbiton (SUR)	6 d	2353	
Berrylands (BRS)	d	2355	
Shepperton (SHP)	d		
Upper Halliford (UPH)	d		
Sunbury (SUU)	d		
Kempton Park (KMP)	d		
Hampton (HMP)	d		
Fulwell (FLW)	d		
Richmond (RMD)	 d		0038
St Margarets (SMG)	d		
Twickenham (TWI)	d		0042
Strawberry Hill (STW)	d		0045s
Teddington (TED)	d		0048s
Hampton Wick (HMW)	d		0051s
Kingston (KNG)	a		0053
Kingston (KNG)	d		
Norbiton (NBT)	d		
New Malden (NEM)	6 d	2358	
Dorking (DKG)	4 d		
Box Hill & Westhumble (BXW)	d		
Leatherhead (LHD)	d		
Ashstead (AHD)	d		
Epsom (EPS)	3 a		
Epsom (EPS)	3 d		
Ewell West (EWW)	d		
Stoneleigh (SNL)	d		
Worcester Park (WCP)	d		
Chessington South (CSS)	d	2340	
Chessington North (CSN)	d	2342	
Tolworth (TOL)	d	2345	
Malden Manor (MAL)	d	2347	
Motspur Park (MOT)	d	2350	
Raynes Park (RAY)	6 d	2354	0001
Wimbledon (WIM)	 6 d	2359a	0005a
Earlsfield (EAD)	d		
Clapham Junction (CLJ)	10 d		
Vauxhall (VXH)	 d		
London Waterloo (WAT)	 15 a		

NOTES (see introductory pages for explanation of train operator codes and standard symbols)

- a Arrival time
- d Departure time
- s Stops to set down only

A From London Waterloo via Mortlake, see table 160