














# London to Winchester, Fareham, Portsmouth, Southampton, Lymington, Yarmouth (IOW), Bournemouth and Weymouth

## Mondays to Fridays

Operator	SW	SW	SW	SW	SW	SW	GW	SW	SW	SW	SW	SW	SW	SW	SW	SW	SW
Train ID	2W01	1J01	2W03	1J03	2W95	1J05	2O70	2T03	2S97	1W51	2T07	1J07		2B89	1J09	2S11	
Days of operation/Notes							A		B	C							
1st Class/Reservations/Bus/Ferry																D	
London Waterloo (WAT)	 15 d									0530							
Clapham Junction (CLJ)	10 d									0537u							
Woking (WOK)	d									0601							
Farnborough (Main) (FNB)	d																
Fleet (FLE)	d																
Reading (RDG)	 7 d																
Basingstoke (BSK)	d									0621							
Micheldever (MIC)	d																
Winchester (WIN)	d									0638							
Shawford (SHW)	d									0642							
Romsey (ROM)	d								0557							0707	
Chandlers Ford (CFR)	d								0605							0714	
Eastleigh (ESL)	 3 a								0611	0648						0720	
Eastleigh (ESL)	 3 d							0601	0612	0649	0702					0721	
Hedge End (HDE)	d							0607			0708						
Botley (BOE)	d							0611			0712						
Fareham (FRM)	a							0618			0720						
Portchester (PTC)	a							0624			0726						
Cosham (CSA)	a							0629			0730						
Hilsea (HLS)	a							0634			0736						
Fratton (FTN)	a							0640			0739						
Portsmouth & Southsea (PMS)	a							0644			0744						
Portsmouth Harbour (PMH)	 a							0649			0748						
Southampton Airport Parkway (SOA)	 d								0616	0653						0726	
Swaythling (SWG)	d								0618							0729	
St Denys (SDN)	d								0621							0732	
Southampton Central (SOU)	a								0630	0700						0737	
Southampton Central (SOU)	d				0622				0632	0702				0730		0738	
Millbrook (Hants) (MBK)	d								0634							0741	
Redbridge (RDB)	d								0638a					0735		0745a	
Totton (TTN)	d				0628					0707				0738			
Ashurst New Forest (ANF)	d				0632									0742			
Beaulieu Road (BEU)	d													0747			
Brockenhurst (BCU)	 3 a				0640					0718				0753			
Brockenhurst (BCU)	 3 d		0559	0615	0629	0641	0659			0718		0729		0757	0759		
Lymington Town (LYT)	d		0607		0637		0707					0737			0807		
Lymington Pier (LYP)	a		0610		0640		0710					0740			0810		
Lymington Pier (LYP)	 d												0745				
Yarmouth (I.O.W.) (YMH)	 a												0825				
Sway (SWY)	d			0620		0646				0723							
New Milton (NWM)	d			0625		0651				0728							
Hinton Admiral (HNA)	d			0629		0655				0732							
Christchurch (CHR)	d			0634		0700				0737				0809			
Pokesdown (POK)	d			0637		0703				0740							
Bournemouth (BMH)	a			0641		0708				0744				0815			
Bournemouth (BMH)	d	0611		0644						0746				0817			
Branksome (BSM)	d	0616		0649						0751				0822			
Parkstone (Dorset) (PKS)	d	0619		0652						0754				0825			
Poole (POO)	 4 a	0623		0655						0757				0828			
Poole (POO)	 4 d	0624		0657						0758							
Hamworthy (HAM)	d	0629		0702						0803							
Holton Heath (HOL)	d	0633		0706						0807							
Wareham (WRM)	d	0638		0711						0812							
Wool (WOO)	d	0644		0717						0819							
Moreton (Dorset) (MTN)	d	0650		0723						0825							
Dorchester South (DCH)	d	0658		0731						0833							
Dorchester West (DCW)	d						0810										
Upwey (UPW)	d	0705		0738			0817			0839							
Weymouth (WEY)	a	0709		0742			0823			0844							

Ferry services between Lymington and Yarmouth are operated by Wightlink. [www.wightlink.co.uk](http://www.wightlink.co.uk) or call 0333 999 7333  
 For the complete service between London and Basingstoke see table 152, and between Reading and Basingstoke table 120  
 For the complete service between Romsey and Southampton, also between Fareham and Portsmouth see table 156

**NOTES** (see introductory pages for explanation of train operator codes and standard symbols)

- a Arrival time
- d Departure time
- u Stops to pick up only

- A From Westbury, see table 133
- B From Salisbury to Salisbury, see table 156
- C Also calls at Wimbledon 0543
- D To Salisbury, see table 156

# London to Winchester, Fareham, Portsmouth, Southampton, Lymington, Yarmouth (IOW), Bournemouth and Weymouth

## Mondays to Fridays

Operator	SW 2T09	SW 1W53	SW 1J11		SW 1W87	SW 1J13	SW 2S15	SW 2T13	XC 1002	SW 1B55	SW 2B13	SW 1J15		GW 2072	SW 2B15	
Train ID	E	E	E		E	E	D	F	G	E	E	E		H	E	
Days of operation/Notes																
1st Class/Reservations/Bus/Ferry																
Catering facilities																
London Waterloo (WAT)	15 d		0630		0703			0642		0735						
Clapham Junction (CLJ)	10 d		0637u		0710u			0649u								
Woking (WOK)	d	0618	0657		0730			0719		0800						
Farnborough (Main) (FNB)	d	0633						0733								
Fleet (FLE)	d	0638						0738								
Reading (RDG)	7 d								0749							
Basingstoke (BSK)	d	0700	0718		0750			0800	0812	0820						
Micheldever (MIC)	d	0710						0810								
Winchester (WIN)	d	0719	0735		0806			0820	0827	0837					0850	
Shawford (SHW)	d		0740					0825							0854	
Romsey (ROM)	d						0807									
Chandlers Ford (CFR)	d						0814									
Eastleigh (ESL)	3 a	0727	0745				0820	0831		0846					0900	
Eastleigh (ESL)	3 d	0729	0746				0821	0831		0847					0900	
Hedge End (HDE)	d	0735						0837								
Botley (BOE)	d	0739						0841								
Fareham (FRM)	a	0746						0849								
Portchester (PTC)	a	0752						0854								
Cosham (CSA)	a	0757						0859								
Hilsea (HLS)	a	0804						0905								
Fratton (FTN)	a	0808						0909								
Portsmouth & Southsea (PMS)	a	0813						0912								
Portsmouth Harbour (PMH)	a	0818						0918								
Southampton Airport Parkway (SOA)	4 d		0750		0815		0825		0836	0851					0904	
Swaythling (SWG)	d						0827									
St Denys (SDN)	d						0830									
Southampton Central (SOU)	a		0757		0825		0835		0843	0858					0912	
Southampton Central (SOU)	d		0759		0827		0837		0845	0900					0930	
Millbrook (Hants) (MBK)	d						0840									
Redbridge (RDB)	d						0843a									
Totton (TTN)	d		0804		0833											
Ashurst New Forest (ANF)	d		0809													
Beaulieu Road (BEU)	d		0813													
Brockenhurst (BCU)	3 a		0819		0843					0913						
Brockenhurst (BCU)	3 d		0820	0829	0844	0859				0914	0919	0929				
Lymington Town (LYT)	d			0837		0907						0937				
Lymington Pier (LYP)	a			0840		0910						0940				
Lymington Pier (LYP)	d			0845									1000			
Yarmouth (I.O.W.) (YMH)	a			0925									1040			
Sway (SWY)	d		0824								0923					
New Milton (NWM)	d		0829		0853						0928					
Hinton Admiral (HNA)	d		0833								0932					
Christchurch (CHR)	d		0838		0902						0937					
Pokesdown (POK)	d		0842		0906						0941					
Bournemouth (BMH)	a		0846		0910				0916	0928	0948					
Bournemouth (BMH)	d		0847		0911					0933						
Branksome (BSM)	d		0852							0938						
Parkstone (Dorset) (PKS)	d		0855							0941						
Poole (POO)	4 a		0859		0922					0944						
Poole (POO)	4 d		0900		0923											
Hamworthy (HAM)	d		0905		0928											
Holton Heath (HOL)	d				0932											
Wareham (WRM)	d		0912		0937											
Wool (WOO)	d		0919		0943											
Moreton (Dorset) (MTN)	d		0925		0949											
Dorchester South (DCH)	d		0933		0957											
Dorchester West (DCW)	d													1047		
Upwey (UPW)	d		0939		1004									1055		
Weymouth (WEY)	a		0944		1008									1100		

**NOTES** (see introductory pages for explanation of train operator codes and standard symbols)

- a Arrival time
- d Departure time
- u Stops to pick up only

- D To Salisbury, see table 156
- E Also calls at Brookwood 0625, Winchfield 0644 and Hook 0648
- F Also calls at Surbiton 0700, Walton-On-Thames 0707, Weybridge 0711, Brookwood 0725, Winchfield 0744 and Hook 0748
- G From Birmingham New Street, see table 50
- H From Worcester Shrub Hill, see table 133

# London to Winchester, Fareham, Portsmouth, Southampton, Lymington, Yarmouth (IOW), Bournemouth and Weymouth

## Mondays to Fridays

Operator	SW	SW	SW	SW	SW	XC	SW	SW	SW	SN	SW	SW	SW		SW	SW
Train ID	1W57	2B03	2B15	2S19	1T17	1004	1B17	1J17	2B15	1Y55	2B19	1W59	1J19		2B19	2S23
Days of operation/Notes						J				K						
1st Class/Reservations/Bus/Ferry						◇										
London Waterloo (WAT)	15 d	0805			0808		0835					0905				
Clapham Junction (CLJ)	10 d	0812u										0912u				
Woking (WOK)	d				0834		0900									
Farnborough (Main) (FNB)	d				0845											
Fleet (FLE)	d															
Reading (RDG)	7 d					0852										
Basingstoke (BSK)	d	0849			0900	0912						0949				
Micheldever (MIC)	d				0910											
Winchester (WIN)	d	0906			0919	0927	0933				0949	1005				
Shawford (SHW)	d										0954					
Romsey (ROM)	d			0907												1007
Chandlers Ford (CFR)	d			0914												1014
Eastleigh (ESL)	3 a			0920	0927						0959					1020
Eastleigh (ESL)	3 d			0921	0928					0942	1004					1021
Hedge End (HDE)	d				0934											
Botley (BOE)	d				0938											
Fareham (FRM)	a				0946											
Portchester (PTC)	a				0953											
Cosham (CSA)	a				0958					1002						
Hilsea (HLS)	a				1003											
Fratton (FTN)	a				1007											
Portsmouth & Southsea (PMS)	a				1011											
Portsmouth Harbour (PMH)	a				1020											
Southampton Airport Parkway (SOA)	4 d	0914		0925		0936	0942				1008	1014				1025
Swaythling (SWG)	d			0927												1027
St Denys (SDN)	d			0930												1030
Southampton Central (SOU)	a	0923	←	0935		0944	0950				1018	1023		←		1035
Southampton Central (SOU)	d	0925	0930	0939		0945	0951				1030	1025			1030	1045
Millbrook (Hants) (MBK)	d			0942							→					1048
Redbridge (RDB)	d			0945a												1051a
Totton (TTN)	d		0935													1035
Ashurst New Forest (ANF)	d		0940													1040
Beaulieu Road (BEU)	d															1044
Brockenhurst (BCU)	3 a	0939	0949			0958	1004		←			1038				1051
Brockenhurst (BCU)	3 d	0939	1016			0959	1005	1012	1016			1039	1042		1116	
Lymington Town (LYT)	d		→					1020				1050			→	
Lymington Pier (LYP)	a							1023				1053				
Lymington Pier (LYP)	a													1100		
Yarmouth (I.O.W.) (YMH)	a													1140		
Sway (SWY)	d								1021							
New Milton (NWM)	d	0946							1026			1046				
Hinton Admiral (HNA)	d								1030							
Christchurch (CHR)	d	0953							1035			1053				
Pokesdown (POK)	d	0957							1038			1057				
Bournemouth (BMH)	a	1001				1013	1020		1043			1101				
Bournemouth (BMH)	d	1004	1009				1024					1104				
Branksome (BSM)	d		1014				1029									
Parkstone (Dorset) (PKS)	d		1017				1032									
Poole (POO)	4 a	1013	1020				1036					1113				
Poole (POO)	4 d		1014									1114				
Hamworthy (HAM)	d		1019									1119				
Holton Heath (HOL)	d		1023									1123				
Wareham (WRM)	d		1028									1128				
Wool (WOO)	d		1035									1135				
Moreton (Dorset) (MTN)	d		1041									1141				
Dorchester South (DCH)	d		1054c									1149				
Dorchester West (DCW)	d															
Upwey (UPW)	d	1102										1155				
Weymouth (WEY)	a	1106										1202				

**NOTES** (see introductory pages for explanation of train operator codes and standard symbols)

- a Arrival time
- d Departure time
- u Stops to pick up only
- c Arrives 6 minutes earlier

- D To Salisbury, see table 156
- J From Manchester Piccadilly, see table 50
- K To Brighton, see table 178

# London to Winchester, Fareham, Portsmouth, Southampton, Lymington, Yarmouth (IOW), Bournemouth and Weymouth

## Mondays to Fridays

Operator	SW	SW	SW	SW	GW	SW	SW	SW		SW	SW	SW	XC	SW	SW	SW
Train ID	1T21	1B19	1J21	2B19	2074	2B23	1W61	1J23		2B23	2S27	1T25	1008	1B21	1J25	2B23
Days of operation/Notes					L						D		J			
1st Class/Reservations/Bus/Ferry																
Catering facilities																
London Waterloo (WAT)	0909	0935					1005					1009		1035		
Clapham Junction (CLJ)							1012u									
Woking (WOK)	0934	1000										1034		1100		
Farnborough (Main) (FNB)	0946											1045				
Fleet (FLE)																
Reading (RDG)													1052			
Basingstoke (BSK)	1000						1048					1100	1112			
Micheldever (MIC)	1011											1110				
Winchester (WIN)	1020	1033				1049	1105					1119	1127	1133		
Shawford (SHW)						1054										
Romsey (ROM)											1107					
Chandlers Ford (CFR)											1114					
Eastleigh (ESL)	1027					1059					1120	1127				
Eastleigh (ESL)	1028					1100					1121	1128				
Hedge End (HDE)	1035											1134				
Botley (BOE)	1039											1138				
Fareham (FRM)	1047											1146				
Portchester (PTC)	1053											1153				
Cosham (CSA)	1058											1158				
Hilsea (HLS)	1103											1203				
Fratton (FTN)	1107											1208				
Portsmouth & Southsea (PMS)	1111											1212				
Portsmouth Harbour (PMH)	1120											1220				
Southampton Airport Parkway (SOA)		1042				1105	1114				1125		1136	1142		
Swaythling (SWG)											1127					
St Denys (SDN)											1130					
Southampton Central (SOU)		1049				1112	1122				1135		1143	1149		
Southampton Central (SOU)		1051				1130	1124			1130	1137		1145	1151		
Millbrook (Hants) (MBK)											1140					
Redbridge (RDB)											1143a					
Totton (TTN)											1135					
Ashurst New Forest (ANF)											1140					
Beaulieu Road (BEU)											1144					
Brockenhurst (BCU)		1104					1137				1152			1204		
Brockenhurst (BCU)		1105	1112	1116			1138	1142		1216				1205	1212	1216
Lymington Town (LYT)			1120					1150							1220	
Lymington Pier (LYP)			1123					1153							1223	
Lymington Pier (LYP)									1200							
Yarmouth (I.O.W.) (YMH)									1240							
Sway (SWY)				1121												1221
New Milton (NWM)				1126			1145									1226
Hinton Admiral (HNA)				1130												1230
Christchurch (CHR)				1135			1152									1235
Pokesdown (POK)				1138			1156									1238
Bournemouth (BMH)		1120		1143			1200					1213	1220			1243
Bournemouth (BMH)		1124					1204							1224		
Branksome (BSM)		1129												1229		
Parkstone (Dorset) (PKS)		1132												1232		
Poole (POO)		1136						1213						1236		
Poole (POO)							1214									
Hamworthy (HAM)							1219									
Holton Heath (HOL)							1223									
Wareham (WRM)							1228									
Wool (WOO)							1235									
Moreton (Dorset) (MTN)							1241									
Dorchester South (DCH)							1249									
Dorchester West (DCW)					1153											
Upwey (UPW)					1201		1255									
Weymouth (WEY)					1206		1302									

**NOTES** (see introductory pages for explanation of train operator codes and standard symbols)

- a Arrival time
- d Departure time
- u Stops to pick up only
- D To Salisbury, see table 156
- J From Manchester Piccadilly, see table 50
- L From Gloucester, see table 133

# London to Winchester, Fareham, Portsmouth, Southampton, Lymington, Yarmouth (IOW), Bournemouth and Weymouth

## Mondays to Fridays

Operator	Train ID	SN 1Y59 K	SW 2B27	SW 1W63	SW 1J27	SW 2B27	SW 2S31 D	SW 1T29	SW 1B23	SW 1J29	SW 2B27	GW 2076 L	SW 2B31	SW 1W65	SW 1J31		SW 2B31
Days of operation/Notes	1st Class/Reservations/Bus/Ferry																
London Waterloo (WAT)	15 d			1105				1109	1135					1205			
Clapham Junction (CLJ)	10 d			1112u										1212u			
Woking (WOK)	d							1134	1200								
Farnborough (Main) (FNB)	d							1145									
Fleet (FLE)	d																
Reading (RDG)	7 d																
Basingstoke (BSK)	d			1149				1200						1248			
Micheldever (MIC)	d							1210									
Winchester (WIN)	d		1149	1205				1220	1233				1253	1305			
Shawford (SHW)	d		1154										1256				
Romsey (ROM)	d						1207										
Chandlers Ford (CFR)	d						1214										
Eastleigh (ESL)	3 a		1159				1220	1228					1302				
Eastleigh (ESL)	3 d	1141	1200				1221	1228					1302				
Hedge End (HDE)	d							1234									
Botley (BOE)	d							1238									
Fareham (FRM)	a							1246									
Portchester (PTC)	a							1253									
Cosham (CSA)	a	1202						1258									
Hilsea (HLS)	a							1303									
Fratton (FTN)	a							1307									
Portsmouth & Southsea (PMS)	a							1311									
Portsmouth Harbour (PMH)	a							1320									
Southampton Airport Parkway (SOA)	4 d		1204	1214			1225		1242				1307	1314			
Swaythling (SWG)	d						1227										
St Denys (SDN)	d						1230										
Southampton Central (SOU)	a		1214	1221		1236		1249					1315	1322			
Southampton Central (SOU)	d		1230	1224		1230	1237		1251				1330	1324			1330
Millbrook (Hants) (MBK)	d		1230				1240						1330				
Redbridge (RDB)	d						1243a										
Totton (TTN)	d					1235											1335
Ashurst New Forest (ANF)	d					1240											1340
Beaulieu Road (BEU)	d																1344
Brockenhurst (BCU)	3 a			1237		1251			1304		1316			1337			1350
Brockenhurst (BCU)	3 d			1238	1242	1316			1305	1312	1316			1338	1342		1416
Lymington Town (LYT)	d				1250	1253				1320				1350			1416
Lymington Pier (LYP)	a									1323				1353			
Lymington Pier (LYP)	d															1400	
Yarmouth (I.O.W.) (YMH)	a															1440	
Sway (SWY)	d										1321						
New Milton (NWM)	d			1245							1326			1345			
Hinton Admiral (HNA)	d										1330						
Christchurch (CHR)	d			1252							1335			1352			
Pokesdown (POK)	d			1256							1338			1356			
Bournemouth (BMH)	a			1300					1320		1343			1400			
Bournemouth (BMH)	d			1304					1324					1404			
Branksome (BSM)	d								1329								
Parkstone (Dorset) (PKS)	d								1332								
Poole (POO)	4 a			1313					1336					1413			
Poole (POO)	4 d			1314										1414			
Hamworthy (HAM)	d			1319										1419			
Holton Heath (HOL)	d			1323										1423			
Wareham (WRM)	d			1328										1428			
Wool (WOO)	d			1335										1435			
Moreton (Dorset) (MTN)	d			1341										1441			
Dorchester South (DCH)	d			1349										1449			
Dorchester West (DCW)	d											1353					
Upwey (UPW)	d			1355								1401		1455			
Weymouth (WEY)	a			1402								1406		1502			

**NOTES** (see introductory pages for explanation of train operator codes and standard symbols)

- a Arrival time
- d Departure time
- u Stops to pick up only

- D To Salisbury, see table 156
- K To Brighton, see table 178
- L From Gloucester, see table 133

# London to Winchester, Fareham, Portsmouth, Southampton, Lymington, Yarmouth (IOW), Bournemouth and Weymouth

## Mondays to Fridays

Operator	SW	SW	XC	SW	SW	SW	SW	SW	SW	SW	SW	SW	SW	SW	SW	SW	SW
Train ID	2S35	1T33	1012	1B25	1J33	2B31	2B35	1W67	1J35	2B35	2S39	1T37	1B27	1J37	2B35	2B39	
Days of operation/Notes	D	D	J	D	D	D	D	D	D	D	D	D	D	D	D	D	
1st Class/Reservations/Bus/Ferry	D	D	D	D	D	D	D	D	D	D	D	D	D	D	D	D	
Catering facilities	D	D	D	D	D	D	D	D	D	D	D	D	D	D	D	D	
London Waterloo (WAT)	15 d			1209				1305				1309	1335				
Clapham Junction (CLJ)	10 d							1312u									
Woking (WOK)	d			1234								1334	1400				
Farnborough (Main) (FNB)	d			1245								1344					
Fleet (FLE)	d																
Reading (RDG)	7 d			1252													
Basingstoke (BSK)	d			1300	1312			1349				1400					
Micheldever (MIC)	d			1310								1410					
Winchester (WIN)	d			1319	1327	1333		1349	1405			1419	1433			1449	
Shawford (SHW)	d							1354								1454	
Romsey (ROM)	d	1307										1407					
Chandlers Ford (CFR)	d	1314										1414					
Eastleigh (ESL)	3 a	1320	1327					1359				1420	1427			1459	
Eastleigh (ESL)	3 d	1321	1328					1400				1421	1428			1500	
Hedge End (HDE)	d		1334										1434				
Botley (BOE)	d		1338										1438				
Fareham (FRM)	a		1346										1446				
Portchester (PTC)	a		1353										1453				
Cosham (CSA)	a		1358										1458				
Hilsea (HLS)	a		1403										1503				
Fratton (FTN)	a		1407										1507				
Portsmouth & Southsea (PMS)	a		1411										1510				
Portsmouth Harbour (PMH)	a		1420										1520				
Southampton Airport Parkwy (SOA)	4 d	1325		1336	1342			1405	1414			1425		1442		1505	
Swaythling (SWG)	d	1327										1427					
St Denys (SDN)	d	1330										1430					
Southampton Central (SOU)	a	1336		1342	1349			1412	1421		1435		1449			1516	
Southampton Central (SOU)	d	1337		1344	1351			1430	1424		1430	1437		1451		1530	
Millbrook (Hants) (MBK)	d	1340						1430				1440				1530	
Redbridge (RDB)	d	1343a										1443a					
Totton (TTN)	d											1435					
Ashurst New Forest (ANF)	d											1440					
Beaulieu Road (BEU)	d																
Brockenhurst (BCU)	3 a			1404		1416		1437		1451			1504		1516		
Brockenhurst (BCU)	3 d			1405	1412	1416		1438	1442	1516			1505	1512	1516		
Lymington Town (LYT)	d				1420				1450	1453				1520			
Lymington Pier (LYP)	a				1423									1523			
Lymington Pier (LYP)	a																
Yarmouth (I.O.W.) (YMH)	a																
Sway (SWY)	d					1421									1521		
New Milton (NWM)	d					1426		1445							1526		
Hinton Admiral (HNA)	d					1430									1530		
Christchurch (CHR)	d					1435		1452							1535		
Pokesdown (POK)	d					1438		1456							1538		
Bournemouth (BMH)	a		1413	1421		1443		1500					1520		1543		
Bournemouth (BMH)	d			1425				1504					1524				
Branksome (BSM)	d			1430									1529				
Parkstone (Dorset) (PKS)	d			1433									1532				
Poole (POO)	4 a			1436				1513					1536				
Poole (POO)	4 d							1514									
Hamworthy (HAM)	d							1519									
Holton Heath (HOL)	d							1523									
Wareham (WRM)	d							1528									
Wool (WOO)	d							1535									
Moreton (Dorset) (MTN)	d							1541									
Dorchester South (DCH)	d							1549									
Dorchester West (DCW)	d																
Upwey (UPW)	d							1555									
Weymouth (WEY)	a							1602									

**NOTES** (see introductory pages for explanation of train operator codes and standard symbols)

- a Arrival time
- d Departure time
- u Stops to pick up only

- D To Salisbury, see table 156
- J From Manchester Piccadilly, see table 50



# London to Winchester, Fareham, Portsmouth, Southampton, Lymington, Yarmouth (IOW), Bournemouth and Weymouth

## Mondays to Fridays










Operator	SW	SW		SW	SW	SW	XC	SW	SW	SW	SW	GW	SW	SW	SW	SW
Train ID	1W69	1J39		2B39	2S43	1T41	1016	1B29	1J41	2B39	2B43	2078	1W71	2B45	1J43	2B45
Days of operation/Notes	1	1		1	1	1	1	1	1	1	1	1	1	1	1	1
1st Class/Reservations/Bus/Ferry	1	1		1	1	1	1	1	1	1	1	1	1	1	1	1
Catering facilities	1	1		1	1	1	1	1	1	1	1	1	1	1	1	1
London Waterloo (WAT)	1405					1409		1435					1505			
Clapham Junction (CLJ)	1412u												1512u			
Woking (WOK)						1434		1500								
Farnborough (Main) (FNB)						1445										
Fleet (FLE)																
Reading (RDG)							1449									
Basingstoke (BSK)	1449					1459	1512						1549			
Micheldever (MIC)						1510										
Winchester (WIN)	1505					1519	1527	1532			1549		1605			
Shawford (SHW)											1554					
Romsey (ROM)					1507											
Chandlers Ford (CFR)					1514											
Eastleigh (ESL)	3 a				1520	1527					1559					
Eastleigh (ESL)	3 d				1521	1528					1600					
Hedge End (HDE)						1534										
Botley (BOE)						1538										
Fareham (FRM)						1546										
Portchester (PTC)						1553										
Cosham (CSA)						1558										
Hilsea (HLS)						1603										
Fratton (FTN)						1607										
Portsmouth & Southsea (PMS)						1613										
Portsmouth Harbour (PMH)						1620										
Southampton Airport Parkway (SOA)	1514				1525		1536	1541			1605		1614			
Swaythling (SWG)					1527											
St Denys (SDN)					1530											
Southampton Central (SOU)	1522			←	1536		1542	1549			1614		1622		←	
Southampton Central (SOU)	1524			1530	1537		1544	1551					1626	1628		1628
Millbrook (Hants) (MBK)					1540											
Redbridge (RDB)					1543a											
Totton (TTN)					1535											1634
Ashurst New Forest (ANF)					1540											1639
Beaulieu Road (BEU)					1544											
Brockenhurst (BCU)	3 a	1537			1551			1604		←			1639			1647
Brockenhurst (BCU)	3 d	1538	1542		1626			1605	1612	1626			1640		1644	1647
Lymington Town (LYT)			1550		←				1620						1652	
Lymington Pier (LYP)			1553						1623						1654	
Lymington Pier (LYP)				1600												
Yarmouth (I.O.W.) (YMH)				1640												
Sway (SWY)											1631					1652
New Milton (NWM)	1545										1636					1657
Hinton Admiral (HNA)											1640					1701
Christchurch (CHR)	1552										1645					1706
Pokesdown (POK)	1556										1648					1709
Bournemouth (BMH)	1600						1612	1620			1652		1701			1713
Bournemouth (BMH)	1604							1623					1702			1715
Branksome (BSM)								1628					1708			
Parkstone (Dorset) (PKS)								1631					1711			
Poole (POO)	4 a	1613						1635					1716			1725
Poole (POO)	4 d	1614											1717			
Hamworthy (HAM)		1619											1722			
Holton Heath (HOL)		1623											1726			
Wareham (WRM)		1628											1730			
Wool (WOO)		1635											1737			
Moreton (Dorset) (MTN)		1641											1743			
Dorchester South (DCH)		1649											1751			
Dorchester West (DCW)												1653				
Upwey (UPW)	1655											1701	1757			
Weymouth (WEY)	1702											1706	1802			

**NOTES** (see introductory pages for explanation of train operator codes and standard symbols)

- a Arrival time
- d Departure time
- u Stops to pick up only
- D To Salisbury, see table 156
- J From Manchester Piccadilly, see table 50
- M From Great Malvern, see table 133

# London to Winchester, Fareham, Portsmouth, Southampton, Lymington, Yarmouth (IOW), Bournemouth and Weymouth

## Mondays to Fridays

Operator	SW	SW	SW	SW	SW	SW	SW	SW	SW	SW		SW	SW	SW	XC	SW	SW
Train ID	2S47	1T45	1J45	1B31	2B91	2T45	1W73	2B61	1J47			2B61	2S51	1T49	1020	1J49	1B33
Days of operation/Notes	D	D	D	D	D	N	D	D	D			D	D	D	J	D	D
1st Class/Reservations/Bus/Ferry																	
Catering facilities																	
London Waterloo (WAT)	 15 d	1509		1535		1512	1605							1609			1635
Clapham Junction (CLJ)	10 d					1519u	1612u										
Woking (WOK)	d	1534		1600		1549								1634			1659u
Farnborough (Main) (FNB)	d	1545				1603								1645			
Fleet (FLE)	d					1608											
Reading (RDG)	7 d														1652		
Basingstoke (BSK)	d	1600				1629	1648							1700	1712		
Micheldever (MIC)	d	1610												1710			
Winchester (WIN)	d	1619		1633	1638	1645	1706							1720	1727		1733
Shawford (SHW)	d				1643												
Romsey (ROM)	d	1607											1707				
Chandlers Ford (CFR)	d	1614											1714				
Eastleigh (ESL)	3 a	1620	1627		1649	1653							1720	1728			
Eastleigh (ESL)	3 d	1621	1628		1649	1655							1721	1729			
Hedge End (HDE)	d		1634			1701								1735			
Botley (BOE)	d		1638			1705								1739			
Fareham (FRM)	a		1647			1712								1746			
Portchester (PTC)	a		1653			1718								1753			
Cosham (CSA)	a		1658			1722								1758			
Hilsea (HLS)	a		1703											1803			
Fratton (FTN)	a		1707			1730								1807			
Portsmouth & Southsea (PMS)	a		1711			1734								1811			
Portsmouth Harbour (PMH)	 a		1722			1739								1820			
Southampton Airport Parkwy (SOA)	 d	1625		1642	1654		1715						1725		1736		1742
Swaythling (SWG)	d	1627			1656								1727				
St Denys (SDN)	d	1630			1659								1730				
Southampton Central (SOU)	a	1636		1649	1704		1722						1736		1743		1749
Southampton Central (SOU)	d	1637		1656	1713		1725 1728				1728	1737		1745			1756
Millbrook (Hants) (MBK)	d	1640											1740				
Redbridge (RDB)	d	1643a			1717								1743a				
Totton (TTN)	d			1702	1720							1734					1802
Ashurst New Forest (ANF)	d			1706								1738					1806
Beaulieu Road (BEU)	d			1711													1811
Brockenhurst (BCU)	3 a			1717	1731		1739					1746					1817
Brockenhurst (BCU)	3 d		1714	1717	1732		1740		1744		1747				1814		1817
Lymington Town (LYT)	d		1722						1752						1822		
Lymington Pier (LYP)	a		1724						1754						1824		
Lymington Pier (LYP)	 d								1800								
Yarmouth (I.O.W.) (YMH)	 a								1840								
Sway (SWY)	d			1722								1751					1822
New Milton (NWM)	d			1727	1739							1756					1827
Hinton Admiral (HNA)	d			1731								1800					1831
Christchurch (CHR)	d			1736	1746							1805					1836
Pokesdown (POK)	d			1739								1809					1839
Bournemouth (BMH)	a			1743	1752		1755					1813			1818		1843
Bournemouth (BMH)	d			1745			1757					1814					1845
Branksome (BSM)	d			1750								1819					
Parkstone (Dorset) (PKS)	d			1753								1822					
Poole (POO)	4 a			1756			1806					1826					1854
Poole (POO)	4 d						1807										
Hamworthy (HAM)	d						1812										
Holton Heath (HOL)	d						1816										
Wareham (WRM)	d						1821										
Wool (WOO)	d						1827										
Moreton (Dorset) (MTN)	d						1841e										
Dorchester South (DCH)	d						1849										
Dorchester West (DCW)	d																
Upwey (UPW)	d						1855										
Weymouth (WEY)	a						1900										

**NOTES** (see introductory pages for explanation of train operator codes and standard symbols)

- a Arrival time
- d Departure time
- u Stops to pick up only
- e Arrives 8 minutes earlier

D To Salisbury, see table 156

J From Manchester Piccadilly, see table 50

N Also calls at Surbiton 1530, Walton-On-Thames 1537, Weybridge 1541, Brookwood 1555, Winchfield 1614 and Hook 1618



# London to Winchester, Fareham, Portsmouth, Southampton, Lymington, Yarmouth (IOW), Bournemouth and Weymouth

## Mondays to Fridays

Operator Train ID Days of operation/Notes 1st Class/Reservations/Bus/Ferry Catering facilities	SW 2B93	GW 2080 P L	SW 1W75 P L	SW 2B53 P L	SW 1J51 P L	SW 2S55 D P	SW 1T53 P L	XC 1022 J P L	SW 1B35 P L	SW 1J53 P L	GW 2082 L P	SW 1W77 P L	SW 2B57 P L	SW 1J55 P L	SW 2S59 D P
London Waterloo (WAT)	15 d		1705				1709		1735			1805			
Clapham Junction (CLJ)	10 d														
Woking (WOK)	d						1734								
Farnborough (Main) (FNB)	d														
Fleet (FLE)	d														
Reading (RDG)	7 d							1752							
Basingstoke (BSK)	d		1746				1754	1811				1846			
Micheldever (MIC)	d						1804								
Winchester (WIN)	d	1744	1803				1814	1826	1830			1903			
Shawford (SHW)	d	1749					1818								
Romsey (ROM)	d					1807									1907
Chandlers Ford (CFR)	d					1814									1914
Eastleigh (ESL)	3 a	1754				1820	1824								1920
Eastleigh (ESL)	3 d	1755				1821	1825								1921
Hedge End (HDE)	d						1831								
Botley (BOE)	d						1836								
Fareham (FRM)	a						1844								
Portchester (PTC)	a						1850								
Cosham (CSA)	a						1855								
Hilsea (HLS)	a						1905								
Fratton (FTN)	a						1909								
Portsmouth & Southsea (PMS)	a						1913								
Portsmouth Harbour (PMH)	a						1920								
Southampton Airport Parkway (SOA)	d	1800	1811			1825		1835	1840			1911			1925
Swaythling (SWG)	d	1802				1828									1927
St Denys (SDN)	d	1806				1831									1930
Southampton Central (SOU)	a	1811	1818			1837		1843	1847			1918			1935
Southampton Central (SOU)	d		1822 1825			1840		1845	1854			1922 1925			1937
Millbrook (Hants) (MBK)	d					1848c									1940
Redbridge (RDB)	d					1852a									1943a
Totton (TTN)	d		1830						1859			1931			
Ashurst New Forest (ANF)	d		1835						1904			1935			
Beaulieu Road (BEU)	d														
Brockenhurst (BCU)	3 a		1843					1858	1912			1943			
Brockenhurst (BCU)	3 d		1843		1848			1859	1913	1918		1944	1948		
Lymington Town (LYT)	d				1856					1926			1956		
Lymington Pier (LYP)	a				1859					1929			1959		
Lymington Pier (LYP)	d														2005
Yarmouth (I.O.W.) (YMH)	a														2045
Sway (SWY)	d		1848						1917			1948			
New Milton (NWM)	d		1853						1922			1953			
Hinton Admiral (HNA)	d		1857						1926			1957			
Christchurch (CHR)	d		1902						1931			2002			
Pokesdown (POK)	d		1905						1935			2006			
Bournemouth (BMH)	a		1849 1909					1913	1939			1949 2010			
Bournemouth (BMH)	d		1850 1911						1940			1950 2011			
Branksome (BSM)	d		1855 1916						1945			1955 2016			
Parkstone (Dorset) (PKS)	d		1858 1919						1948			1958 2019			
Poole (POO)	4 a		1902 1924						1954			2002 2024			
Poole (POO)	4 d		1903									2003			
Hamworthy (HAM)	d		1908									2008			
Holton Heath (HOL)	d		1912									2012			
Wareham (WRM)	d		1917									2017			
Wool (WOO)	d		1923									2023			
Moreton (Dorset) (MTN)	d		1929									2029			
Dorchester South (DCH)	d		1937									2037			
Dorchester West (DCW)	d	1854									1951				
Upwey (UPW)	d	1901	1944								1958	2044			
Weymouth (WEY)	a	1906	1950								2003	2050			

**NOTES** (see introductory pages for explanation of train operator codes and standard symbols)

- a Arrival time
- d Departure time
- c Arrives 6 minutes earlier
- D To Salisbury, see table 156
- J From Manchester Piccadilly, see table 50
- L From Gloucester, see table 133
- P From Worcester Foregate Street, see table 133

# London to Winchester, Fareham, Portsmouth, Southampton, Lymington, Yarmouth (IOW), Bournemouth and Weymouth

## Mondays to Fridays

Operator Train ID Days of operation/Notes 1st Class/Reservations/Bus/Ferry Catering facilities	SW 1T57	SW 1B37	SW 1J57	SW 1W79	SW 1B59	SW 1J59	SW 2S63 D	SW 1T61	XC 1026 J 11 15	SW 1W81	SW 1J61	SW 1B63	SW 1B65	SW 1J63	SW 1B63	SW 2S67 D
London Waterloo (WAT)	1809	1835		1905				1909		1935			2005			
Clapham Junction (CLJ)	1810			1912u									2012u			
Woking (WOK)	1834							1934		2000						
Farnborough (Main) (FNB)								1945								
Fleet (FLE)																
Reading (RDG)	1817								1949							
Basingstoke (BSK)	1855			1948				2000	2011				2049			
Micheldever (MIC)	1905							2010								
Winchester (WIN)	1914	1931		2005				2020		2032		2048	2105			
Shawford (SHW)	1919							2024				2053				
Romsey (ROM)							2007									2107
Chandlers Ford (CFR)							2014									2114
Eastleigh (ESL)	1925						2020	2030				2059				2120
Eastleigh (ESL)	1929						2021	2030				2103				2121
Hedge End (HDE)	1935							2036								
Botley (BOE)	1939							2040								
Fareham (FRM)	1946							2048								
Portchester (PTC)	1953							2054								
Cosham (CSA)	1957							2058								
Hilsea (HLS)	2003							2103								
Fratton (FTN)	2007							2107								
Portsmouth & Southsea (PMS)	2012							2112								
Portsmouth Harbour (PMH)	2020							2118								
Southampton Airport Parkwy (SOA)		1940		2014			2025		2036	2041		2107	2114			2125
Swaythling (SWG)							2027									2127
St Denys (SDN)							2030					2113				2130
Southampton Central (SOU)		1947		2021			2035		2044	2048		2118	2122		←	2135
Southampton Central (SOU)		1954		2025 2028			2037		2046	2051		2130	2125		2130	2137
Millbrook (Hants) (MBK)							2040					↘				2140
Redbridge (RDB)							2043a									2143a
Totton (TTN)		1959			2033					2056			2130			2136
Ashurst New Forest (ANF)		2004			2038											2140
Beaulieu Road (BEU)																2145
Brockenhurst (BCU)	1933			2040	2046					2107			2141			2152
Brockenhurst (BCU)	1933		2018	2041	2046	2048				2108	2118		2142	2148	2216	
Lymington Town (LYT)			2026			2056					2126			2156	↘	
Lymington Pier (LYP)			2029			2059					2129			2159		
Lymington Pier (LYP)																
Yarmouth (I.O.W.) (YMH)																
Sway (SWY)		2019			2051								2146			
New Milton (NWM)		2024			2056								2151			
Hinton Admiral (HNA)		2028			2100								2155			
Christchurch (CHR)		2033			2105								2200			
Pokesdown (POK)		2037			2108								2204			
Bournemouth (BMH)		2041		2057	2112				2115	2123			2208			
Bournemouth (BMH)		2042		2101	2114					2127						
Branksome (BSM)		2047		2106	2119					2132						
Parkstone (Dorset) (PKS)		2050		2109	2122					2135						
Poole (POO)	1944	2054		2112	2125					2138						
Poole (POO)	1944			2113						2139						
Hamworthy (HAM)				2118						2144						
Holton Heath (HOL)																
Wareham (WRM)				2126						2151						
Wool (WOO)				2133						2158						
Moreton (Dorset) (MTN)				2139						2204						
Dorchester South (DCH)				2147						2212						
Dorchester West (DCW)																
Upwey (UPW)				2153						2218						
Weymouth (WEY)				2159						2223						

**NOTES** (see introductory pages for explanation of train operator codes and standard symbols)

- a Arrival time
- d Departure time
- u Stops to pick up only

- D To Salisbury, see table 156
- J From Manchester Piccadilly, see table 50

# London to Winchester, Fareham, Portsmouth, Southampton, Lymington, Yarmouth (IOW), Bournemouth and Weymouth

## Mondays to Fridays

Operator Train ID Days of operation/Notes 1st Class/Reservations/Bus/Ferry Catering facilities	SW 1T65	SW 1W83	SW 1B63	SW 1J65	GW 2O98 Q	GW 2M95 S	GW 1F91 R	SW 2S71 D	GW 1F91 R	SW 1T69	XC 1O30 J	SW 1B85	SW 2B73	SW 2S75 D	SW 1T73	XC 1O34 J
London Waterloo (WAT)	15 d	2009	2035							2109		2135			2208	
Clapham Junction (CLJ)	10 d															
Woking (WOK)	d	2034	2100							2134		2200			2235	
Farnborough (Main) (FNB)	d	2045								2145					2245	
Fleet (FLE)	d															
Reading (RDG)	7 d										2152					2249
Basingstoke (BSK)	d	2059								2200	2210				2300	2309
Micheldever (MIC)	d	2109								2210					2310	
Winchester (WIN)	d	2120	2133							2219		2233			2319	
Shawford (SHW)	d	2125								2224					2324	
Romsey (ROM)	d						2155	2207							2311	
Chandlers Ford (CFR)	d							2214							2318	
Eastleigh (ESL)	3 a	2130					2219	2221	←	2230					2324	2330
Eastleigh (ESL)	3 d	2131				2209	2224	2222	2224	2233					2324	2331
Hedge End (HDE)	d	2137					→		2230	2239						2337
Botley (BOE)	d	2141							2234	2243						2341
Fareham (FRM)	a	2148							2241	2251						2348
Portchester (PTC)	a	2154								2257						2354
Cosham (CSA)	a	2159								2301						2359
Hilsea (HLS)	a	2204								2306						0004
Fratton (FTN)	a	2208							2256	2310						0008
Portsmouth & Southsea (PMS)	a	2211							2259	2317						0011
Portsmouth Harbour (PMH)	a	2216							2304	2324						0016
Southampton Airport Parkway (SOA)	↔ d		2142			2213		2226			2234	2242			2328	2337
Swaythling (SWG)	d							2228							2331	
St Denys (SDN)	d							2231							2334	
Southampton Central (SOU)	a		2149			2220		2236			2241	2250			2339	2345
Southampton Central (SOU)	d		2151					2238			2243	2251			2342	
Millbrook (Hants) (MBK)	d							2240							2344	
Redbridge (RDB)	d							2244a							2348a	
Totton (TTN)	d											2256				
Ashurst New Forest (ANF)	d											2301				
Beaulieu Road (BEU)	d															
Brockenhurst (BCU)	3 a		2204	←								2309				
Brockenhurst (BCU)	3 d		2205	2216	2218							2310	2316			
Lymington Town (LYT)	d				2226											
Lymington Pier (LYP)	a				2229											
Lymington Pier (LYP)	⚓ d															
Yarmouth (I.O.W.) (YMH)	⚓ a															
Sway (SWY)	d			2221											2321	
New Milton (NWM)	d			2226											2326	
Hinton Admiral (HNA)	d			2230											2330	
Christchurch (CHR)	d			2235											2335	
Pokesdown (POK)	d			2238											2338	
Bournemouth (BMH)	a		2220	2242							2317	2324			2342	
Bournemouth (BMH)	d		2224	2244											2344	
Branksome (BSM)	d		2229	2249											2349	
Parkstone (Dorset) (PKS)	d		2232	2252											2352	
Poole (POO)	4 a		2236	2255											2355	
Poole (POO)	4 d		2237													
Hamworthy (HAM)	d		2242													
Holton Heath (HOL)	d															
Wareham (WRM)	d		2249													
Wool (WOO)	d		2255													
Moreton (Dorset) (MTN)	d		2301													
Dorchester South (DCH)	d		2309													
Dorchester West (DCW)	d				2257											
Upwey (UPW)	d		2316		2304											
Weymouth (WEY)	a		2320		2309											

**NOTES** (see introductory pages for explanation of train operator codes and standard symbols)

- a Arrival time
- d Departure time
- D To Salisbury, see table 156
- J From Manchester Piccadilly, see table 50
- Q From Bristol Parkway, see table 133
- R From Cardiff Central to Portsmouth Harbour, see table 133
- S From Portsmouth Harbour to Bristol Temple Meads, see table 133

# London to Winchester, Fareham, Portsmouth, Southampton, Lymington, Yarmouth (IOW), Bournemouth and Weymouth

## Mondays to Fridays

Operator	SW	SW	SW	SW
Train ID	1B75	1B77	2B77	1B01
Days of operation/Notes				SM T
1st Class/Reservations/Bus/Ferry	1	1	1	1
London Waterloo (WAT)	15 d	2235	2305	2335 0105
Clapham Junction (CLJ)	10 d		2312u	2343u 0115
Woking (WOK)	d	2300	2333	0004 0142
Farnborough (Main) (FNB)	d			0014 0151s
Fleet (FLE)	d			0020 0157s
Reading (RDG)	7 d			
Basingstoke (BSK)	d		2353	0034 0209s
Micheldever (MIC)	d		0003	
Winchester (WIN)	d	2333	0012	0051 0226s
Shawford (SHW)	d		0017	
Romsey (ROM)	d			
Chandlers Ford (CFR)	d			
Eastleigh (ESL)	3 a		0022	0059 0235s
Eastleigh (ESL)	3 d		0023	0100
Hedge End (HDE)	d			
Botley (BOE)	d			
Fareham (FRM)	a			
Portchester (PTC)	a			
Cosham (CSA)	a			
Hilsea (HLS)	a			
Fratton (FTN)	a			
Portsmouth & Southsea (PMS)	a			
Portsmouth Harbour (PMH)	a			
Southampton Airport Parkway (SOA)	4 d	2342	0028	0105 0239s
Swaythling (SWG)	d			
St Denys (SDN)	a		0032s	0244s
Southampton Central (SOU)	a	2350	0037	0112 0249
Southampton Central (SOU)	d	2353		0113
Millbrook (Hants) (MBK)	d			
Redbridge (RDB)	d			
Totton (TTN)	d			0118s
Ashurst New Forest (ANF)	d			
Beaulieu Road (BEU)	d			
Brockenhurst (BCU)	3 a	0006		0129s
Brockenhurst (BCU)	3 d	0007		
Lymington Town (LYT)	d			
Lymington Pier (LYP)	a			
Lymington Pier (LYP)	d			
Yarmouth (I.O.W.) (YMH)	a			
Sway (SWY)	d			
New Milton (NWM)	d			0137s
Hinton Admiral (HNA)	d			
Christchurch (CHR)	d			0144s
Pokesdown (POK)	d			0148s
Bournemouth (BMH)	a	0022		0152
Bournemouth (BMH)	d	0023		
Branksome (BSM)	d	0028		
Parkstone (Dorset) (PKS)	d	0031		
Poole (POO)	4 a	0035		
Poole (POO)	4 d			
Hamworthy (HAM)	d			
Holton Heath (HOL)	d			
Wareham (WRM)	d			
Wool (WOO)	d			
Moreton (Dorset) (MTN)	d			
Dorchester South (DCH)	d			
Dorchester West (DCW)	d			
Upwey (UPW)	d			
Weymouth (WEY)	a			

**NOTES** (see introductory pages for explanation of train operator codes and standard symbols)






- a Arrival time
- d Departure time
- s Stops to set down only
- u Stops to pick up only

T Also calls at Vauxhall 0109, Wimbledon 0120 and Surbiton 0128

**SM** Saturday mornings

# London to Winchester, Fareham, Portsmouth, Southampton, Lymington, Yarmouth (IOW), Bournemouth and Weymouth

## Saturdays

Operator Train ID Days of operation/Notes 1st Class/Reservations/Bus/Ferry	SW 2B13 1	SW 2W01 1	SW 1J01 1	SW 2W03 1	SW 2W05 1	SW 1J03 1	SW 2S97 A 1	SW 2Y18 1	GW 2O70 B 1	SW 2T05 1	SW 1J05 1	SW 1W51 C 1	SW 2W09 1	SW 1J07 1	SW 2S11 D 1
London Waterloo (WAT)  15 d												0530			
Clapham Junction (CLJ) 10 d												0537u			
Woking (WOK) d												0603			
Farnborough (Main) (FNB) d															
Fleet (FLE) d															
Reading (RDG) 7 d															
Basingstoke (BSK) d	0510											0624			
Micheldever (MIC) d												0634			
Winchester (WIN) d	0526											0643			
Shawford (SHW) d															
Romsey (ROM) d							0558								0707
Chandlers Ford (CFR) d							0606								0714
Eastleigh (ESL) 3 a	0535						0612					0651			0720
Eastleigh (ESL) 3 d	0536						0613	0624		0628		0652			0721
Hedge End (HDE) d										0634					
Botley (BOE) d										0638					
Fareham (FRM) a										0645					
Portchester (PTC) a										0651					
Cosham (CSA) a										0656					
Hilsea (HLS) a										0703					
Fratton (FTN) a										0707					
Portsmouth & Southsea (PMS) a										0710					
Portsmouth Harbour (PMH)  a										0716					
Southampton Airport Parkway (SOA)  d	0540						0618	0628				0656			0725
Swaythling (SWG) d							0620								0727
St Denys (SDN) d	0544						0623								0730
Southampton Central (SOU) a	0549						0628	0636				0703			0735
Southampton Central (SOU) d					0621		0630					0705	0721		0737
Millbrook (Hants) (MBK) d							0632								0740
Redbridge (RDB) d							0636a								0743a
Totton (TTN) d					0626							0710	0726		
Ashurst New Forest (ANF) d					0631								0731		
Beaulieu Road (BEU) d															
Brockenhurst (BCU) 3 a					0639							0721	0739		
Brockenhurst (BCU) 3 d			0612	0615	0640	0642					0712	0722	0740	0742	
Lymington Town (LYT) d			0620			0650					0720			0750	
Lymington Pier (LYP) a			0622			0652					0722			0752	
Lymington Pier (LYP)  d															
Yarmouth (I.O.W.) (YMH)  a															
Sway (SWY) d				0620	0644							0726	0744		
New Milton (NWM) d				0625	0649							0731	0749		
Hinton Admiral (HNA) d				0629	0653							0735	0753		
Christchurch (CHR) d				0634	0658							0740	0758		
Pokesdown (POK) d				0637	0702							0744	0802		
Bournemouth (BMH) a				0641	0706							0748	0806		
Bournemouth (BMH) d		0611		0644	0711							0749	0811		
Branksome (BSM) d		0616		0649	0716							0754	0816		
Parkstone (Dorset) (PKS) d		0619		0652	0719							0757	0819		
Poole (POO) 4 a		0623		0655	0723							0801	0823		
Poole (POO) 4 d		0624		0657	0724							0802	0824		
Hamworthy (HAM) d		0629		0702	0729							0807	0829		
Holton Heath (HOL) d		0633		0706	0733								0833		
Wareham (WRM) d		0638		0711	0738							0813	0838		
Wool (WOO) d		0644		0717	0744							0820	0844		
Moreton (Dorset) (MTN) d		0650		0723	0750							0826	0850		
Dorchester South (DCH) d		0658		0731	0758							0834	0858		
Dorchester West (DCW) d									0804						
Upwey (UPW) d		0705		0738	0805				0813			0841	0905		
Weymouth (WEY) a		0709		0742	0809				0818			0845	0909		

**NOTES** (see introductory pages for explanation of train operator codes and standard symbols)

- a Arrival time
- d Departure time
- u Stops to pick up only

- A From Salisbury to Salisbury, see table 156
- B From Westbury, see table 133
- C Also calls at Wimbledon 0543 and Surbiton 0551
- D To Salisbury, see table 156

# London to Winchester, Fareham, Portsmouth, Southampton, Lymington, Yarmouth (IOW), Bournemouth and Weymouth

## Saturdays

Operator	SW	SW		SW	SW	SW	SW	SW	SW	SW	SW	GW	SW	SW	SW	
Train ID	2T09	1J09		1W53	2W13	1J11	2S15	2T13	1J13	1W55	2072	2B15	1W57	1J15		
Days of operation/Notes	E	F		F	F	F	D	F	F	F	G	F	F	F		
1st Class/Reservations/Bus/Ferry	F	F		F	F	F	F	F	F	F	F	F	F	F		
London Waterloo (WAT)	15 d			0630				0642		0735			0805			
Clapham Junction (CLJ)	10 d			0637u				0649u					0812u			
Woking (WOK)	d	0619		0657				0719		0800						
Farnborough (Main) (FNB)	d	0633						0733								
Fleet (FLE)	d	0638						0738								
Reading (RDG)	7 d															
Basingstoke (BSK)	d	0700		0718				0800		0821			0849			
Micheldever (MIC)	d	0710						0810								
Winchester (WIN)	d	0719		0734				0819		0838		0850	0905			
Shawford (SHW)	d	0724						0824				0855				
Romsey (ROM)	d						0807									
Chandlers Ford (CFR)	d						0814									
Eastleigh (ESL)	3 a	0729		0742			0820	0830		0846		0900				
Eastleigh (ESL)	3 d	0730		0743			0821	0831		0847		0901				
Hedge End (HDE)	d	0736						0837								
Botley (BOE)	d	0740						0841								
Fareham (FRM)	a	0747						0848								
Portchester (PTC)	a	0753						0854								
Cosham (CSA)	a	0758						0859								
Hilsea (HLS)	a	0803						0904								
Fratton (FTN)	a	0807						0908								
Portsmouth & Southsea (PMS)	a	0810						0912								
Portsmouth Harbour (PMH)	a	0818						0918								
Southampton Airport Parkway (SOA)	d			0748			0825			0851		0905	0914			
Swaythling (SWG)	d						0827									
St Denys (SDN)	d						0830									
Southampton Central (SOU)	a			0756			0836			0858		0912	0922			
Southampton Central (SOU)	d			0800	0817		0837			0900		0930	0924			
Millbrook (Hants) (MBK)	d						0840					↪				
Redbridge (RDB)	d						0843a									
Totton (TTN)	d			0805	0822					0905						
Ashurst New Forest (ANF)	d				0827											
Beaulieu Road (BEU)	d				0831											
Brockenhurst (BCU)	3 a			0816	0837					0916			0937			
Brockenhurst (BCU)	3 d		0812	0817	0838	0842			0912	0917			0938	0942		
Lymington Town (LYT)	d		0820			0850			0920					0950		
Lymington Pier (LYP)	a		0822			0852			0922					0952		
Lymington Pier (LYP)	d			0845											1000	
Yarmouth (I.O.W.) (YMH)	a			0925											1040	
Sway (SWY)	d			0821	0842					0921						
New Milton (NWM)	d			0826	0847					0926			0945			
Hinton Admiral (HNA)	d			0830	0851					0930						
Christchurch (CHR)	d			0835	0856					0935			0952			
Pokesdown (POK)	d			0839	0900					0939			0956			
Bournemouth (BMH)	a			0843	0904					0943			1000			
Bournemouth (BMH)	d			0844	0909					0944			1004			
Branksome (BSM)	d			0849	0914					0949						
Parkstone (Dorset) (PKS)	d			0852	0917					0952						
Poole (POO)	4 a			0856	0921					0956			1013			
Poole (POO)	4 d			0857	0922					0957			1014			
Hamworthy (HAM)	d			0902	0927					1002			1019			
Holton Heath (HOL)	d				0931								1023			
Wareham (WRM)	d			0909	0935					1009			1028			
Wool (WOO)	d			0915	0942								1035			
Moreton (Dorset) (MTN)	d			0921	0948								1041			
Dorchester South (DCH)	d			0929	0956					1027			1051c			
Dorchester West (DCW)	d										1043					
Upwey (UPW)	d			0936	1002						1051		1058			
Weymouth (WEY)	a			0940	1007					1035	1056		1102			

**NOTES** (see introductory pages for explanation of train operator codes and standard symbols)

- a Arrival time
- d Departure time
- u Stops to pick up only
- c Arrives 3 minutes earlier

D To Salisbury, see table 156

E Also calls at Brookwood 0625, Winchfield 0643 and Hook 0648

F Also calls at Surbiton 0700, Walton-On-Thames 0707, Weybridge 0711, Brookwood 0725, Winchfield 0744 and Hook 0748

G From Bristol Temple Meads, see table 133



# London to Winchester, Fareham, Portsmouth, Southampton, Lymington, Yarmouth (IOW), Bournemouth and Weymouth

## Saturdays

Operator Train ID Days of operation/Notes 1st Class/Reservations/Bus/Ferry	SW 2B15 1	SW 2S19 D 1	SW 1T17 1	XC 1004 H 1◇	SW 1W17 1	SW 1J17 1	SW 2B15 1	SW 2B19 1	SW 1W59 1	SW 1J19 1	SW 2B19 1	SW 2S23 D 1	SW 1T21 1	SW 1W19 1	SW 1J21 1
London Waterloo (WAT) ⇐ 15 d			0809		0835				0905				0909	0935	
Clapham Junction (CLJ) 10 d									0912u						
Woking (WOK) d			0834		0900								0934	1000	
Farnborough (Main) (FNB) d			0845										0945		
Fleet (FLE) d															
Reading (RDG) 7 d				0852											
Basingstoke (BSK) d			0900	0912					0949				1000		
Micheldever (MIC) d			0910										1010		
Winchester (WIN) d			0919	0927	0933			0949	1005				1019	1033	
Shawford (SHW) d								0954							
Romsey (ROM) d		0907										1007			
Chandlers Ford (CFR) d		0914										1014			
Eastleigh (ESL) 3 a		0920	0927					0959				1020	1027		
Eastleigh (ESL) 3 d		0921	0928					1000				1021	1028		
Hedge End (HDE) d			0934										1034		
Botley (BOE) d			0938										1038		
Fareham (FRM) a			0946										1046		
Portchester (PTC) a			0953										1053		
Cosham (CSA) a			0958										1058		
Hilsea (HLS) a			1003										1103		
Fratton (FTN) a			1007										1107		
Portsmouth & Southsea (PMS) a			1011										1111		
Portsmouth Harbour (PMH) a			1018										1118		
Southampton Airport Parkway (SOA) ⇐ d		0925		0936	0942			1005	1014			1025		1042	
Swaythling (SWG) d		0927										1027			
St Denys (SDN) d		0930										1030			
Southampton Central (SOU) a	⇐	0936		0942	0949			1012	1022		⇐	1036		1050	
Southampton Central (SOU) d	0930	0937		0945	0951			1030	1024		1030	1037		1051	
Millbrook (Hants) (MBK) d		0940						⇐				1040			
Redbridge (RDB) d		0943a										1043a			
Totton (TTN) d	0935														
Ashurst New Forest (ANF) d	0940											1035			
Beaulieu Road (BEU) d	0944											1040			
Brockenhurst (BCU) 3 a	0951			0958	1004		⇐		1037		1051			1105	
Brockenhurst (BCU) 3 d	1016			0959	1005	1012	1016		1038	1042	1116			1106	1112
Lymington Town (LYT) d	⇐					1020				1050	⇐				1120
Lymington Pier (LYP) a						1022				1052					1122
Lymington Pier (LYP) a															
Yarmouth (I.O.W.) (YMH) a															
Sway (SWY) d							1021								
New Milton (NWM) d							1026		1045						
Hinton Admiral (HNA) d							1030								
Christchurch (CHR) d							1035		1052						
Pokesdown (POK) d							1038		1056						
Bournemouth (BMH) a				1013	1020		1042		1100					1120	
Bournemouth (BMH) d					1024		1044		1104					1124	
Branksome (BSM) d					1029		1049							1129	
Parkstone (Dorset) (PKS) d					1032		1052							1132	
Poole (POO) 4 a					1036		1055		1113					1136	
Poole (POO) 4 d					1037				1114					1137	
Hamworthy (HAM) d					1042				1119					1142	
Holton Heath (HOL) d									1123						
Wareham (WRM) d					1049				1128					1149	
Wool (WOO) d									1135						
Moreton (Dorset) (MTN) d									1141						
Dorchester South (DCH) d					1105				1149					1205	
Dorchester West (DCW) d															
Upwey (UPW) d									1155						
Weymouth (WEY) a					1113				1200					1213	

**NOTES** (see introductory pages for explanation of train operator codes and standard symbols)

- a Arrival time
- d Departure time
- u Stops to pick up only

D To Salisbury, see table 156

H From Manchester Piccadilly, see table 50

# London to Winchester, Fareham, Portsmouth, Southampton, Lymington, Yarmouth (IOW), Bournemouth and Weymouth

## Saturdays

Operator Train ID Days of operation/Notes 1st Class/Reservations/Bus/Ferry Catering facilities	SW 2B19 1	GW 2074 J	SW 2B23 1	SW 1W61 1	SW 1J23 1		SW 2B23 1	SW 2S27 D 1	SW 1T25 1	XC 1008 H 1	SW 1W21 1	SW 1J25 1	SW 2B23 1	SW 2B27 1	SW 1W63 1
London Waterloo (WAT)	15 d			1005					1009		1035				1105
Clapham Junction (CLJ)	10 d			1012u											1112u
Woking (WOK)	d								1034		1100				
Farnborough (Main) (FNB)	d								1045						
Fleet (FLE)	d														
Reading (RDG)	7 d									1051					
Basingstoke (BSK)	d			1049					1100	1111					1149
Micheldever (MIC)	d								1110						
Winchester (WIN)	d		1049	1105					1119	1129	1133			1149	1205
Shawford (SHW)	d		1054											1154	
Romsey (ROM)	d							1107							
Chandlers Ford (CFR)	d							1114							
Eastleigh (ESL)	3 a		1059					1120	1127					1159	
Eastleigh (ESL)	3 d		1100					1121	1128					1200	
Hedge End (HDE)	d								1134						
Botley (BOE)	d								1138						
Fareham (FRM)	a								1146						
Portchester (PTC)	a								1153						
Cosham (CSA)	a								1158						
Hilsea (HLS)	a								1203						
Fratton (FTN)	a								1207						
Portsmouth & Southsea (PMS)	a								1211						
Portsmouth Harbour (PMH)	a								1218						
Southampton Airport Parkway (SOA)	4 d		1105	1114				1125		1138	1142			1205	1214
Swaythling (SWG)	d							1127							
St Denys (SDN)	d							1130							
Southampton Central (SOU)	a		1112	1122			1130	1136		1144	1150			1212	1222
Southampton Central (SOU)	d		1130	1124			1130	1137		1146	1153			1230	1224
Millbrook (Hants) (MBK)	d		1130					1140							
Redbridge (RDB)	d							1143a							
Totton (TTN)	d							1135							
Ashurst New Forest (ANF)	d							1140							
Beaulieu Road (BEU)	d							1144							
Brockenhurst (BCU)	3 a	1116		1137				1151			1206		1216		1237
Brockenhurst (BCU)	3 d			1138	1142			1216			1207	1212	1216		1238
Lymington Town (LYT)	d				1150			1152				1220			
Lymington Pier (LYP)	a				1152							1222			
Lymington Pier (LYP)	d					1200									
Yarmouth (I.O.W.) (YMH)	a					1240									
Sway (SWY)	d	1121											1221		
New Milton (NWM)	d	1126		1145									1226		1245
Hinton Admiral (HNA)	d	1130											1230		
Christchurch (CHR)	d	1135		1152									1235		1252
Pokesdown (POK)	d	1138		1156									1238		1256
Bournemouth (BMH)	a	1142		1200						1214	1222		1242		1300
Bournemouth (BMH)	d	1144		1204							1226		1244		1304
Branksome (BSM)	d	1149									1231		1249		
Parkstone (Dorset) (PKS)	d	1152									1234		1252		
Poole (POO)	4 a	1155		1213							1237		1255		1313
Poole (POO)	4 d			1214							1238				1314
Hamworthy (HAM)	d			1219							1243				1319
Holton Heath (HOL)	d			1223											1323
Wareham (WRM)	d			1228							1250				1328
Wool (WOO)	d			1235											1335
Moreton (Dorset) (MTN)	d			1241											1341
Dorchester South (DCH)	d			1249							1306				1349
Dorchester West (DCW)	d		1153												
Upwey (UPW)	d		1202	1255											1355
Weymouth (WEY)	a		1208	1300							1314				1400

**NOTES** (see introductory pages for explanation of train operator codes and standard symbols)

- a Arrival time
- d Departure time
- u Stops to pick up only
- D To Salisbury, see table 156
- H From Manchester Piccadilly, see table 50
- J From Gloucester, see table 133

# London to Winchester, Fareham, Portsmouth, Southampton, Lymington, Yarmouth (IOW), Bournemouth and Weymouth

## Saturdays

Operator	SW 1J27	SW 2B27	SW 2S31 D	SW 1T29	SW 1W23	SW 1J29	SW 2B27	GW 2076 J	SW 2B31	SW 1W65	SW 1J31		SW 2B31	SW 2S35 D	SW 1T33
Train ID															
Days of operation/Notes															
1st Class/Reservations/Bus/Ferry															
London Waterloo (WAT)	15 d			1109	1135					1205					1209
Clapham Junction (CLJ)	10 d									1212u					
Woking (WOK)	d			1134	1200										1234
Farnborough (Main) (FNB)	d			1145											1245
Fleet (FLE)	d														
Reading (RDG)	7 d														
Basingstoke (BSK)	d			1200						1248					1300
Micheldever (MIC)	d			1210											1310
Winchester (WIN)	d			1220	1233				1249	1305					1319
Shawford (SHW)	d								1254						
Romsey (ROM)	d		1207											1307	
Chandlers Ford (CFR)	d		1214											1314	
Eastleigh (ESL)	3 a		1220	1228					1259					1320	1327
Eastleigh (ESL)	3 d		1221	1228					1300					1321	1328
Hedge End (HDE)	d			1234											1334
Botley (BOE)	d			1238											1338
Fareham (FRM)	a			1246											1346
Portchester (PTC)	a			1253											1353
Cosham (CSA)	a			1258											1358
Hilsea (HLS)	a			1303											1403
Fratton (FTN)	a			1307											1407
Portsmouth & Southsea (PMS)	a			1311											1411
Portsmouth Harbour (PMH)	a			1318											1418
Southampton Airport Parkway (SOA)	4 d		1225		1242				1305	1314				1325	
Swaythling (SWG)	d		1227											1327	
St Denys (SDN)	d		1230											1330	
Southampton Central (SOU)	a		1236		1249				1312	1322				1336	
Southampton Central (SOU)	d	1230	1237		1251				1330	1324			1330	1337	
Millbrook (Hants) (MBK)	d		1240											1340	
Redbridge (RDB)	d		1243a											1343a	
Totton (TTN)	d	1235												1335	
Ashurst New Forest (ANF)	d	1240												1340	
Beaulieu Road (BEU)	d													1344	
Brockenhurst (BCU)	3 a	1251		1304						1337				1351	
Brockenhurst (BCU)	3 d	1242	1316		1305	1312	1316			1338	1342		1416		
Lymington Town (LYT)	d	1250				1320					1350				
Lymington Pier (LYP)	a	1252				1322					1352				
Lymington Pier (LYP)	d											1400			
Yarmouth (I.O.W.) (YMH)	a											1440			
Sway (SWY)	d						1321								
New Milton (NWM)	d						1326			1345					
Hinton Admiral (HNA)	d						1330								
Christchurch (CHR)	d						1335			1352					
Pokesdown (POK)	d						1338			1356					
Bournemouth (BMH)	a			1320			1342			1400					
Bournemouth (BMH)	d			1324			1344			1404					
Branksome (BSM)	d			1329			1349								
Parkstone (Dorset) (PKS)	d			1332			1352								
Poole (POO)	4 a			1336			1355			1413					
Poole (POO)	4 d			1337						1414					
Hamworthy (HAM)	d			1342						1419					
Holton Heath (HOL)	d									1423					
Wareham (WRM)	d			1349						1428					
Wool (WOO)	d									1435					
Moreton (Dorset) (MTN)	d									1441					
Dorchester South (DCH)	d			1405						1449					
Dorchester West (DCW)	d							1354							
Upwey (UPW)	d							1403		1455					
Weymouth (WEY)	a			1414				1408		1500					

**NOTES** (see introductory pages for explanation of train operator codes and standard symbols)

- a Arrival time
- d Departure time
- u Stops to pick up only

- D To Salisbury, see table 156
- J From Gloucester, see table 133

# London to Winchester, Fareham, Portsmouth, Southampton, Lymington, Yarmouth (IOW), Bournemouth and Weymouth

## Saturdays

Operator	Train ID	XC 1012 H	SW 1W25	SW 1J33	SW 2B31	SW 2B35	SW 1W67	SW 1J35	SW 2B35	SW 2S39 D	SW 1T37	SW 1W27	SW 1J37	SW 2B35	SN 1Y65 K	SW 2B39
Days of operation/Notes		11◇	11	11	11	11	11	11	11	11	11	11	11	11	11	11
Catering facilities		⚡														
London Waterloo (WAT)	15 d		1235				1305				1309	1335				
Clapham Junction (CLJ)	10 d						1312u									
Woking (WOK)	d		1302								1334	1400				
Farnborough (Main) (FNB)	d										1345					
Fleet (FLE)	d															
Reading (RDG)	7 d		1252													
Basingstoke (BSK)	d		1311				1349				1400					
Micheldever (MIC)	d										1410					
Winchester (WIN)	d		1326	1334		1349	1405				1419	1433				1449
Shawford (SHW)	d					1354										1454
Romsey (ROM)	d									1407						
Chandlers Ford (CFR)	d									1414						
Eastleigh (ESL)	3 a					1359				1420	1429					1459
Eastleigh (ESL)	3 d					1400				1421	1429				1441	1500
Hedge End (HDE)	d										1435					
Botley (BOE)	d										1439					
Fareham (FRM)	a										1447				1500	
Portchester (PTC)	a										1453					
Cosham (CSA)	a										1458					
Hilsea (HLS)	a										1503					
Fratton (FTN)	a										1507					
Portsmouth & Southsea (PMS)	a										1511					
Portsmouth Harbour (PMH)	a										1518					
Southampton Airport Parkwy (SOA)	4 d		1334	1343		1405	1414			1425		1442				1505
Swaythling (SWG)	d									1427						
St Denys (SDN)	d									1430						
Southampton Central (SOU)	a		1341	1350		1412	1422		1430	1435		1449				1514
Southampton Central (SOU)	d		1344	1351		1430	1424		1430	1437		1451				1530
Millbrook (Hants) (MBK)	d					1430				1440						1530
Redbridge (RDB)	d									1443a						
Totton (TTN)	d								1435							
Ashurst New Forest (ANF)	d								1440							
Beaulieu Road (BEU)	d															
Brockenhurst (BCU)	3 a		1405		1416		1437		1451			1504		1516		
Brockenhurst (BCU)	3 d		1406	1412	1416		1438	1442	1516			1505	1512	1516		
Lymington Town (LYT)	d			1420				1450	1452				1520			
Lymington Pier (LYP)	a			1422				1452					1522			
Lymington Pier (LYP)	d															
Yarmouth (I.O.W.) (YMH)	a															
Sway (SWY)	d				1421									1521		
New Milton (NWM)	d				1426		1445							1526		
Hinton Admiral (HNA)	d				1430									1530		
Christchurch (CHR)	d				1435		1452							1535		
Pokesdown (POK)	d				1438		1456							1538		
Bournemouth (BMH)	a		1412	1420	1442		1500					1520		1542		
Bournemouth (BMH)	d			1424	1444		1504					1524		1544		
Branksome (BSM)	d			1429	1449							1529		1549		
Parkstone (Dorset) (PKS)	d			1432	1452							1532		1552		
Poole (POO)	4 a			1436	1455		1513					1536		1555		
Poole (POO)	4 d			1437			1514					1537				
Hamworthy (HAM)	d			1442			1519					1542				
Holton Heath (HOL)	d						1523									
Wareham (WRM)	d			1449			1528					1549				
Wool (WOO)	d						1535									
Moreton (Dorset) (MTN)	d						1541									
Dorchester South (DCH)	d			1505			1549					1607c				
Dorchester West (DCW)	d															
Upwey (UPW)	d						1555									
Weymouth (WEY)	a			1513			1600					1615				

**NOTES** (see introductory pages for explanation of train operator codes and standard symbols)

- a Arrival time
- d Departure time
- u Stops to pick up only
- c Arrives 3 minutes earlier

- D To Salisbury, see table 156
- H From Manchester Piccadilly, see table 50
- K To Brighton, see table 178

# London to Winchester, Fareham, Portsmouth, Southampton, Lymington, Yarmouth (IOW), Bournemouth and Weymouth

## Saturdays

Operator Train ID Days of operation/Notes 1st Class/Reservations/Bus/Ferry Catering facilities	SW 1W69 1	SW 1J39 1		SW 2B39 1	SW 2S43 D 1	SW 1T41 1	XC 1016 H 1 1	SW 1W29 1	SW 1J41 1	SW 2B39 1	GW 2078 L 1	SW 2B43 1	SW 1W71 1	SW 1J43 1	SW 2B43 1
London Waterloo (WAT)	1405					1409		1435					1505		
Clapham Junction (CLJ)	1411u												1512u		
Woking (WOK)						1434		1500							
Farnborough (Main) (FNB)						1445									
Fleet (FLE)															
Reading (RDG)							1452								
Basingstoke (BSK)	1449					1500	1512						1549		
Micheldever (MIC)						1510									
Winchester (WIN)	1505					1519	1527	1533				1549	1605		
Shawford (SHW)												1554			
Romsey (ROM)					1507										
Chandlers Ford (CFR)					1514										
Eastleigh (ESL)	3 a				1520	1527						1559			
Eastleigh (ESL)	3 d				1521	1528						1600			
Hedge End (HDE)						1534									
Botley (BOE)						1538									
Fareham (FRM)						1546									
Portchester (PTC)						1553									
Cosham (CSA)						1558									
Hilsea (HLS)						1603									
Fratton (FTN)						1607									
Portsmouth & Southsea (PMS)						1611									
Portsmouth Harbour (PMH)						1618									
Southampton Airport Parkway (SOA)	1514				1525		1536	1542				1605	1614		
Swaythling (SWG)					1527										
St Denys (SDN)					1530										
Southampton Central (SOU)	1522			1536	1536	1543	1549					1612	1622		1630
Southampton Central (SOU)	1524			1530	1537	1545	1551					1630	1624		1630
Millbrook (Hants) (MBK)					1540										
Redbridge (RDB)					1543a										
Totton (TTN)				1535											1635
Ashurst New Forest (ANF)				1540											1640
Beaulieu Road (BEU)				1544											
Brockenhurst (BCU)	3 a	1537		1551				1605		1616			1637		1651
Brockenhurst (BCU)	3 d	1538	1542	1616				1606	1612	1616			1638	1642	1716
Lymington Town (LYT)			1550						1620					1650	
Lymington Pier (LYP)			1552						1622					1652	
Lymington Pier (LYP)			1600												
Yarmouth (I.O.W.) (YMH)			1640												
Sway (SWY)										1621					
New Milton (NWM)	1545									1626			1645		
Hinton Admiral (HNA)										1630					
Christchurch (CHR)	1552									1635			1652		
Pokesdown (POK)	1556									1638			1656		
Bournemouth (BMH)	1600					1613	1620			1642			1700		
Bournemouth (BMH)	1604						1624			1644			1704		
Branksome (BSM)							1629			1649					
Parkstone (Dorset) (PKS)							1632			1652					
Poole (POO)	4 a	1613					1636			1655			1713		
Poole (POO)	4 d	1614					1637						1714		
Hamworthy (HAM)		1619					1642						1719		
Holton Heath (HOL)		1623											1723		
Wareham (WRM)		1628						1649					1728		
Wool (WOO)		1635											1735		
Moreton (Dorset) (MTN)		1641											1741		
Dorchester South (DCH)		1649						1705					1749		
Dorchester West (DCW)											1653				
Upwey (UPW)	1656										1702		1755		
Weymouth (WEY)	1700							1714			1708		1800		

**NOTES** (see introductory pages for explanation of train operator codes and standard symbols)

- a Arrival time
- d Departure time
- u Stops to pick up only

- D To Salisbury, see table 156
- H From Manchester Piccadilly, see table 50
- L From Worcester Foregate Street, see table 133

# London to Winchester, Fareham, Portsmouth, Southampton, Lymington, Yarmouth (IOW), Bournemouth and Weymouth

## Saturdays

Operator	SW	SW	SW	SW	SW	SW	SW	SW	SW		SW	SW	SW	XC	SW	SW
Train ID	2S47	1T45	1W31	1J45	2B43	2B47	1W73	1J47			2B47	2S51	1T49	1020	1W33	1J49
Days of operation/Notes	D	D	D	D	D	D	D	D			D	D	D	H	D	D
1st Class/Reservations/Bus/Ferry																
Catering facilities																
London Waterloo (WAT)	15 d		1509	1535			1605						1609		1635	
Clapham Junction (CLJ)	10 d						1612u									
Woking (WOK)	d		1534	1600									1634		1700	
Farnborough (Main) (FNB)	d		1545										1645			
Fleet (FLE)	d															
Reading (RDG)	7 d													1652		
Basingstoke (BSK)	d		1600				1649						1700	1712		
Micheldever (MIC)	d		1610										1710			
Winchester (WIN)	d		1619	1633		1649	1705						1719	1727	1733	
Shawford (SHW)	d					1654										
Romsey (ROM)	d	1607										1707				
Chandlers Ford (CFR)	d	1614										1714				
Eastleigh (ESL)	3 a	1620	1627			1659						1720	1727			
Eastleigh (ESL)	3 d	1621	1628			1700						1721	1728			
Hedge End (HDE)	d		1634										1734			
Botley (BOE)	d		1638										1738			
Fareham (FRM)	a		1646										1746			
Portchester (PTC)	a		1653										1753			
Cosham (CSA)	a		1658										1758			
Hilsea (HLS)	a		1703										1803			
Fratton (FTN)	a		1707										1807			
Portsmouth & Southsea (PMS)	a		1711										1811			
Portsmouth Harbour (PMH)	a		1718										1818			
Southampton Airport Parkway (SOA)	4 d	1625		1642		1705	1714					1725		1736	1742	
Swaythling (SWG)	d	1627										1727				
St Denys (SDN)	d	1630										1730				
Southampton Central (SOU)	a	1636		1649		1712	1722				1730	1736		1742	1749	
Southampton Central (SOU)	d	1637		1651		1730	1724				1730	1737		1745	1751	
Millbrook (Hants) (MBK)	d	1640										1740				
Redbridge (RDB)	d	1643a										1743a				
Totton (TTN)	d											1735				
Ashurst New Forest (ANF)	d											1740				
Beaulieu Road (BEU)	d											1744				
Brockenhurst (BCU)	3 a			1704			1737					1751			1804	
Brockenhurst (BCU)	3 d			1705	1712	1716	1738	1742				1816			1805	1812
Lymington Town (LYT)	d			1720				1750								1820
Lymington Pier (LYP)	a			1722				1752								1822
Lymington Pier (LYP)	d									1800						
Yarmouth (I.O.W.) (YMH)	a									1840						
Sway (SWY)	d				1721											
New Milton (NWM)	d				1726		1745									
Hinton Admiral (HNA)	d				1730											
Christchurch (CHR)	d				1735		1752									
Pokesdown (POK)	d				1738		1756									
Bournemouth (BMH)	a		1720		1742		1800							1813	1820	
Bournemouth (BMH)	d		1724		1744		1804								1824	
Branksome (BSM)	d		1729		1749										1829	
Parkstone (Dorset) (PKS)	d		1732		1752										1832	
Poole (POO)	4 a		1736		1755		1813								1836	
Poole (POO)	4 d		1737				1814								1837	
Hamworthy (HAM)	d		1742				1819								1842	
Holton Heath (HOL)	d						1823									
Wareham (WRM)	d		1749				1828								1849	
Wool (WOO)	d						1835									
Moreton (Dorset) (MTN)	d						1841									
Dorchester South (DCH)	d		1805				1849								1905	
Dorchester West (DCW)	d															
Upwey (UPW)	d						1855									
Weymouth (WEY)	a		1813				1900								1913	

**NOTES** (see introductory pages for explanation of train operator codes and standard symbols)

- a Arrival time
- d Departure time
- u Stops to pick up only

- D To Salisbury, see table 156
- H From Manchester Piccadilly, see table 50



# London to Winchester, Fareham, Portsmouth, Southampton, Lymington, Yarmouth (IOW), Bournemouth and Weymouth

## Saturdays

Operator	SW 2B47	SW 2B51	SW 1W75	SW 1J51	SW 2B51	SW 2S55 D	SW 1T53	SW 1W35	SW 1J53	SW 2B51	GW 2O82 J	SW 2B55	SW 1W77	SW 2B55	SW 1J55
Days of operation/Notes 1st Class/Reservations/Bus/Ferry															
London Waterloo (WAT)	d		1705				1709	1735					1805		
Clapham Junction (CLJ)	d		1712u										1812u		
Woking (WOK)	d						1734	1800							
Farnborough (Main) (FNB)	d						1745								
Fleet (FLE)	d														
Reading (RDG)	d														
Basingstoke (BSK)	d		1749				1800						1849		
Micheldever (MIC)	d						1810								
Winchester (WIN)	d	1749	1805				1819	1833				1849	1905		
Shawford (SHW)	d	1754										1854			
Romsey (ROM)	d					1807									
Chandlers Ford (CFR)	d					1814									
Eastleigh (ESL)	a	1759				1820	1827					1859			
Eastleigh (ESL)	d	1800				1821	1828					1900			
Hedge End (HDE)	d						1834								
Botley (BOE)	d						1838								
Fareham (FRM)	a						1846								
Portchester (PTC)	a						1853								
Cosham (CSA)	a						1858								
Hilsea (HLS)	a						1903								
Fratton (FTN)	a						1907								
Portsmouth & Southsea (PMS)	a						1911								
Portsmouth Harbour (PMH)	a						1918								
Southampton Airport Parkway (SOA)	d	1805	1814			1825		1842				1905	1914		
Swaythling (SWG)	d					1827									
St Denys (SDN)	d					1830									
Southampton Central (SOU)	a	1812	1822		←	1836		1850				1912	1921	←	
Southampton Central (SOU)	d	1830	1824		1830	1837		1851				1930	1924	1930	
Millbrook (Hants) (MBK)	d	↘				1840						↘			
Redbridge (RDB)	d					1843a									
Totton (TTN)	d				1835									1935	
Ashurst New Forest (ANF)	d				1840									1940	
Beaulieu Road (BEU)	d													1944	
Brockenhurst (BCU)	a	↘	1837		1851			1904		↘			1937	1951	
Brockenhurst (BCU)	d	1816	1838	1842	1916			1905	1912	1916			1938	2016	1942
Lymington Town (LYT)	d			1850	↘				1920					↘	1950
Lymington Pier (LYP)	a			1852					1922						1952
Lymington Pier (LYP)	d														
Yarmouth (I.O.W.) (YMH)	a														
Sway (SWY)	d	1821								1921					
New Milton (NWM)	d	1826	1845							1926			1945		
Hinton Admiral (HNA)	d	1830								1930					
Christchurch (CHR)	d	1835	1852							1935			1952		
Pokesdown (POK)	d	1838	1856							1938			1956		
Bournemouth (BMH)	a	1842	1900					1920		1942			2000		
Bournemouth (BMH)	d	1844	1904					1924		1944			2004		
Branksome (BSM)	d	1849						1929		1949					
Parkstone (Dorset) (PKS)	d	1852						1932		1952					
Poole (POO)	a	1855	1913					1936		1955			2013		
Poole (POO)	d		1914					1937					2014		
Hamworthy (HAM)	d		1919					1942					2019		
Holton Heath (HOL)	d		1923										2023		
Wareham (WRM)	d		1928					1949					2028		
Wool (WOO)	d		1935										2035		
Moreton (Dorset) (MTN)	d		1941										2041		
Dorchester South (DCH)	d		1949					2005					2049		
Dorchester West (DCW)	d										1953				
Upwey (UPW)	d		1955								2002		2055		
Weymouth (WEY)	a		2000					2014			2008		2101		

**NOTES** (see introductory pages for explanation of train operator codes and standard symbols)

- a Arrival time
- d Departure time
- u Stops to pick up only

- D To Salisbury, see table 156
- J From Gloucester, see table 133

# London to Winchester, Fareham, Portsmouth, Southampton, Lymington, Yarmouth (IOW), Bournemouth and Weymouth

## Saturdays

Operator	Train ID	Days of operation/Notes	1st Class/Reservations/Bus/Ferry	Catering facilities	SW 2S59 D	SW 1T57	XC 1024 H	SW 1W37	SW 1J57	SW 2B55	SW 2B59	SW 1W79	SW 2B59	SW 1J59	SW 2S63 D	SW 1T61	SW 1W81	SW 1J61
London Waterloo (WAT)	15 d					1809		1835				1905				1909	1935	
Clapham Junction (CLJ)	10 d											1912u						
Woking (WOK)	d					1834		1900								1934	2000	
Farnborough (Main) (FNB)	d					1845										1945		
Fleet (FLE)	d																	
Reading (RDG)	7 d						1852											
Basingstoke (BSK)	d					1900	1912					1949				2000		
Micheldever (MIC)	d					1910										2010		
Winchester (WIN)	d					1919		1933			1954	2006				2019	2033	
Shawford (SHW)	d										1959							
Romsey (ROM)	d					1908									2007			
Chandlers Ford (CFR)	d					1915									2014			
Eastleigh (ESL)	3 a					1921	1927				2004				2020	2027		
Eastleigh (ESL)	3 d					1921	1928				2005				2021	2028		
Hedge End (HDE)	d						1934									2034		
Botley (BOE)	d						1938									2038		
Fareham (FRM)	a						1946									2046		
Portchester (PTC)	a						1953									2053		
Cosham (CSA)	a						1958									2058		
Hilsea (HLS)	a						2003									2103		
Fratton (FTN)	a						2007									2107		
Portsmouth & Southsea (PMS)	a						2011									2111		
Portsmouth Harbour (PMH)	a						2018									2116		
Southampton Airport Parkway (SOA)	4 d					1925		1936	1942		2009	2014			2025		2042	
Swaythling (SWG)	d					1927									2027			
St Denys (SDN)	d					1930									2030			
Southampton Central (SOU)	a					1936		1942	1949		2016	2022	←		2036		2049	
Southampton Central (SOU)	d					1937		1944	1951		2030	2024	2030		2037		2051	
Millbrook (Hants) (MBK)	d					1940					→				2040			
Redbridge (RDB)	d					1943a									2043a			
Totton (TTN)	d												2035					
Ashurst New Forest (ANF)	d												2040					
Beaulieu Road (BEU)	d																	
Brockenhurst (BCU)	3 a						1957	2004		←		2037	2051				2104	
Brockenhurst (BCU)	3 d						1958	2005	2012	2016		2038	2116	2042			2105	2112
Lymington Town (LYT)	d							2020					←	2050				2120
Lymington Pier (LYP)	a							2022						2052				2122
Lymington Pier (LYP)	d					2005												
Yarmouth (I.O.W.) (YMH)	a					2045												
Sway (SWY)	d									2021								
New Milton (NWM)	d									2026		2045						
Hinton Admiral (HNA)	d									2030								
Christchurch (CHR)	d									2035		2052						
Pokesdown (POK)	d									2038		2056						
Bournemouth (BMH)	a						2012	2020		2042		2100					2120	
Bournemouth (BMH)	d							2024		2044		2104					2124	
Branksome (BSM)	d							2029		2049							2129	
Parkstone (Dorset) (PKS)	d							2032		2052							2132	
Poole (POO)	4 a							2036		2055		2113					2136	
Poole (POO)	4 d							2037				2114					2137	
Hamworthy (HAM)	d							2042				2119					2142	
Holton Heath (HOL)	d																	
Wareham (WRM)	d							2049				2126					2149	
Wool (WOO)	d											2133					2155	
Moreton (Dorset) (MTN)	d											2143e					2201	
Dorchester South (DCH)	d							2105				2151					2209	
Dorchester West (DCW)	d																	
Upwey (UPW)	d											2158					2216	
Weymouth (WEY)	a							2113				2202					2220	














**NOTES** (see introductory pages for explanation of train operator codes and standard symbols)

- a Arrival time
- d Departure time
- u Stops to pick up only
- e Arrives 4 minutes earlier

- D To Salisbury, see table 156
- H From Manchester Piccadilly, see table 50

# London to Winchester, Fareham, Portsmouth, Southampton, Lymington, Yarmouth (IOW), Bournemouth and Weymouth

## Saturdays

Operator Train ID Days of operation/Notes 1st Class/Reservations/Bus/Ferry Catering facilities	SW 2B59 1	SW 2B63 1	SW 1B65 1	SW 1J63 1	SW 2S67 D 1	SW 1T65 1	XC 1028 H 1 ◇ 25	GW 2098 G 1	SW 1W83 1	SW 1J65 1	SW 2B67 1	GW 2M95 M 1	SW 1B69 1	SW 2S71 D 1	SW 2T67 N 1
London Waterloo (WAT)  d			2005			2009			2035				2105		2042
Clapham Junction (CLJ)  d			2012u										2112u		
Woking (WOK) d						2034			2100						2119
Farnborough (Main) (FNB) d						2045									2133
Fleet (FLE) d															2138
Reading (RDG)  d							2052								
Basingstoke (BSK) d			2049			2100	2112						2151		2200
Micheldever (MIC) d						2110									2210
Winchester (WIN) d		2049	2105			2119			2133		2152		2208		2219
Shawford (SHW) d		2054									2157				
Romsey (ROM) d					2107									2207	
Chandlers Ford (CFR) d					2114									2214	
Eastleigh (ESL)  a		2059			2120	2127					2202		2216	2220	2227
Eastleigh (ESL)  d		2100			2121	2128					2203	2209	2216	2222	2228
Hedge End (HDE) d						2134									2234
Botley (BOE) d						2138									2238
Fareham (FRM) a						2146									2249
Portchester (PTC) a						2153									2255
Cosham (CSA) a						2158									2259
Hilsea (HLS) a						2203									2304
Fratton (FTN) a						2207									2309
Portsmouth & Southsea (PMS) a						2211									2313
Portsmouth Harbour (PMH)  a						2218									2318
Southampton Airport Parkwy (SOA)  d		2105	2114		2125		2136		2142		2208	2213	2220	2226	
Swaythling (SWG) d					2127										2228
St Denys (SDN) d					2130										2231
Southampton Central (SOU) a		2112	2122		2136		2145		2149		2217	2223	2227	2236	
Southampton Central (SOU) d			2124		2137		2146		2151				2229	2238	
Millbrook (Hants) (MBK) d					2140										2240
Redbridge (RDB) d					2143a										2244a
Totton (TTN) d			2129											2234	
Ashurst New Forest (ANF) d			2134											2239	
Beaulieu Road (BEU) d															
Brockenhurst (BCU)  a			2142						2204				2247		
Brockenhurst (BCU)  d	2116		2143	2148					2205	2218			2248		
Lymington Town (LYT) d				2156						2226					
Lymington Pier (LYP) a				2158						2228					
Lymington Pier (LYP)  d															
Yarmouth (I.O.W.) (YMH)  a															
Sway (SWY) d	2120		2148										2253		
New Milton (NWM) d	2125		2153										2258		
Hinton Admiral (HNA) d	2129		2157										2302		
Christchurch (CHR) d	2134		2202										2307		
Pokesdown (POK) d	2138		2206										2311		
Bournemouth (BMH) a	2142		2210				2215		2220				2315		
Bournemouth (BMH) d	2146		2212						2224				2317		
Branksome (BSM) d	2151		2217						2229				2322		
Parkstone (Dorset) (PKS) d	2154		2221						2232				2326		
Poole (POO)  a	2157		2226						2236				2330		
Poole (POO)  d									2237						
Hamworthy (HAM) d									2242						
Holton Heath (HOL) d															
Wareham (WRM) d									2249						
Wool (WOO) d									2255						
Moreton (Dorset) (MTN) d									2301						
Dorchester South (DCH) d									2309						
Dorchester West (DCW) d								2253							
Upwey (UPW) d								2302	2316						
Weymouth (WEY) a								2307	2320						














**NOTES** (see introductory pages for explanation of train operator codes and standard symbols)

- a Arrival time
- d Departure time
- u Stops to pick up only

- D To Salisbury, see table 156
- G From Bristol Temple Meads, see table 133
- H From Manchester Piccadilly, see table 50
- M To Westbury, see table 133
- N Also calls at Surbiton 2100, Walton-On-Thames 2107, Weybridge 2111, Brookwood 2125, Winchfield 2144 and Hook 2148

# London to Winchester, Fareham, Portsmouth, Southampton, Lymington, Yarmouth (IOW), Bournemouth and Weymouth

## Saturdays

Operator Train ID Days of operation/Notes 1st Class/Reservations/Bus/Ferry Catering facilities	XC 1030 H 11 12	SW 1W85 11	SW 1B73 11	SW 2S75 D 11	SW 2T71 P 11	XC 1034 H 11 12	SW 1B75 11	SW 1B77 11	SW 2T75 11	SW 2B77 11	SW 1B81 Q 11	SW 1B01 R 11
London Waterloo (WAT)  d		2135	2205		2142		2235	2305		2335	0010	0105
Clapham Junction (CLJ)  d			2212u					2312u		2342u	0017u	0115
Woking (WOK) d		2200	2232		2219		2300	2332		0003	0040	0149
Farnborough (Main) (FNB) d					2233					0014		0158s
Fleet (FLE) d					2238					0020		0204s
Reading (RDG)  d	2152					2252						
Basingstoke (BSK) d	2212		2252		2300	2314		2352		0035	0100	0216s
Micheldever (MIC) d					2310			0002				
Winchester (WIN) d		2233	2308		2319		2333	0011		0051	0116	0233s
Shawford (SHW) d			2313					0016				
Romsey (ROM) d				2311								
Chandlers Ford (CFR) d				2318								
Eastleigh (ESL)  a			2318	2324	2327			0022		0059	0124	0242s
Eastleigh (ESL)  d			2319	2324	2328			0022	0030	0100	0125	
Hedge End (HDE) d					2334				0036s			
Botley (BOE) d					2338				0039s			
Fareham (FRM) a					2346				0047s			
Portchester (PTC) a					2353				0053s			
Cosham (CSA) a					2358				0057s			
Hilsea (HLS) a					0003							
Fratton (FTN) a					0007				0105s			
Portsmouth & Southsea (PMS) a					0010				0108			
Portsmouth Harbour (PMH)  a					0015							
Southampton Airport Parkway (SOA)  d	2236	2242	2323	2328		2336	2342	0026		0105	0129	0246s
Swaythling (SWG) d				2331								
St Denys (SDN) d				2334				0030s				0251s
Southampton Central (SOU) a	2242	2249	2330	2339		2343	2349	0035		0112	0136	0256
Southampton Central (SOU) d	2245	2251	2332	2342			2351	0037			0138	
Millbrook (Hants) (MBK) d				2344								
Redbridge (RDB) d				2348a								
Totton (TTN) d			2337					0042s			0143s	
Ashurst New Forest (ANF) d			2342									
Beaulieu Road (BEU) d												
Brockenhurst (BCU)  a		2304	2350				0004	0053s			0154s	
Brockenhurst (BCU)  d		2305	2351				0005					
Lymington Town (LYT) d												
Lymington Pier (LYP) a												
Lymington Pier (LYP)  d												
Yarmouth (I.O.W.) (YMH)  a												
Sway (SWY) d			2355									
New Milton (NWM) d			2359					0100s			0204s	
Hinton Admiral (HNA) d			0004									
Christchurch (CHR) d			0009					0107s			0211s	
Pokesdown (POK) d			0012					0111s			0215s	
Bournemouth (BMH) a	2318	2324	0016				0022	0115		2324	0219	
Bournemouth (BMH) d		2327	0018				0023	0117				
Branksome (BSM) d		2332	0021				0028	0122s				
Parkstone (Dorset) (PKS) d		2335	0024				0031	0125s				
Poole (POO)  a		2339	0030				0036	0128				
Poole (POO)  d		2340										
Hamworthy (HAM) d		2345										
Holton Heath (HOL) d												
Wareham (WRM) d		2351										
Wool (WOO) d		2358										
Moreton (Dorset) (MTN) d		0004										
Dorchester South (DCH) d		0012										
Dorchester West (DCW) d												
Upwey (UPW) d		0018										
Weymouth (WEY) a		0023										

**NOTES** (see introductory pages for explanation of train operator codes and standard symbols)

- a Arrival time
- d Departure time
- s Stops to set down only
- u Stops to pick up only

- D To Salisbury, see table 156
- H From Manchester Piccadilly, see table 50
- P Also calls at Surbiton 2200, Walton-On-Thames 2207, Weybridge 2211, Brookwood 2225, Winchfield 2244 and Hook 2248
- Q Also calls at Wimbledon 0023
- R Also calls at Vauxhall 0109, Wimbledon 0127 and Surbiton 0135

# London to Winchester, Fareham, Portsmouth, Southampton, Lymington, Yarmouth (IOW), Bournemouth and Weymouth

## Sundays

Operator	SW	SW	SW	SW	SW	SW		SW	SW	SW	SW	GW	SW	SW	SW	
Train ID	1W11	1B11	1J13	1T11	1W15	1J15		2S97	1B15	1T15	1J17	2O71	1W19	1J19	2S21	
Days of operation/Notes																
1st Class/Reservations/Bus/Ferry	1	1	1	1	1	1		B	1	1	1	C	1	1	1	
London Waterloo (WAT)	15 d									0753			0835			
Clapham Junction (CLJ)	10 d									0803u			0845u			
Woking (WOK)	d									0828			0909			
Farnborough (Main) (FNB)	d															
Fleet (FLE)	d															
Reading (RDG)	7 d															
Basingstoke (BSK)	d	0748		0748					0848				0929			
Micheldever (MIC)	d	0758		0758					0858							
Winchester (WIN)	d	0807		0807					0908				0946			
Shawford (SHW)	d	0812		0812					0912							
Romsey (ROM)	d							0835							0935	
Chandlers Ford (CFR)	d							0842							0942	
Eastleigh (ESL)	3 a	0817		0817				0847	0918						0948	
Eastleigh (ESL)	3 d	0821		0824				0854	0922	0926					0954	
Hedge End (HDE)	d			0830					0932							
Botley (BOE)	d			0834					0936							
Fareham (FRM)	a			0841					0943							
Portchester (PTC)	a			0847					0950							
Cosham (CSA)	a			0852					0954							
Hilsea (HLS)	a			0900					1002							
Fratton (FTN)	a			0904					1011							
Portsmouth & Southsea (PMS)	a			0908					1014							
Portsmouth Harbour (PMH)	a			0920					1020							
Southampton Airport Parkway (SOA)	d	0825						0858	0927				0955		0958	
Swaythling (SWG)	d							0901							1001	
St Denys (SDN)	d							0904							1004	
Southampton Central (SOU)	a	0832						0909	0934				1002		1009	
Southampton Central (SOU)	d	0834			0903			0910	0935				1003		1010	
Millbrook (Hants) (MBK)	d							0913							1013	
Redbridge (RDB)	d							0916a							1016a	
Totton (TTN)	d	0839							0941							
Ashurst New Forest (ANF)	d	0844							0945							
Beaulieu Road (BEU)	d	0848							0950							
Brockenhurst (BCU)	3 a	0854			0916				0956				1017			
Brockenhurst (BCU)	3 d	0855	0859		0917	0929			0957		0959		1017	1029		
Lymington Town (LYT)	d		0907			0937					1007			1037		
Lymington Pier (LYP)	a		0909			0939					1009			1039		
Lymington Pier (LYP)	d						1000									
Yarmouth (I.O.W.) (YMH)	a						1040									
Sway (SWY)	d	0900							1001							
New Milton (NWM)	d	0905			0924				1006				1024			
Hinton Admiral (HNA)	d	0909							1010							
Christchurch (CHR)	d	0914							1015							
Pokesdown (POK)	d	0917							1019							
Bournemouth (BMH)	a	0921			0934				1023				1034			
Bournemouth (BMH)	d	0839	0924		0939				1024				1039			
Branksome (BSM)	d	0844			0944								1044			
Parkstone (Dorset) (PKS)	d	0847			0947								1047			
Poole (POO)	4 a	0850	0933		0950				1033				1050			
Poole (POO)	4 d	0851			0951								1051			
Hamworthy (HAM)	d	0856			0956								1056			
Holton Heath (HOL)	d															
Wareham (WRM)	d	0903			1003								1103			
Wool (WOO)	d	0910			1010								1110			
Moreton (Dorset) (MTN)	d	0916			1016								1116			
Dorchester South (DCH)	d	0924			1024								1124			
Dorchester West (DCW)	d											1038				
Upwey (UPW)	d	0931			1031							1046	1131			
Weymouth (WEY)	a	0935			1035							1051	1135			

**NOTES** (see introductory pages for explanation of train operator codes and standard symbols)

- a Arrival time
- d Departure time
- u Stops to pick up only

- B From Salisbury to Salisbury, see table 156
- C From Westbury, see table 133
- D To Salisbury, see table 156

# London to Winchester, Fareham, Portsmouth, Southampton, Lymington, Yarmouth (IOW), Bournemouth and Weymouth

## Sundays

Operator	SW	SW	SW	XC	GW	SW	SW		SW	SW	SW	SW	SW	SW	SW	SW
Train ID	1B19	1T19	1J21	1006	2074	1W23	1J23		2S25	1B23	1T23	1J25	1W27	1J27	2S29	
Days of operation/Notes																
1st Class/Reservations/Bus/Ferry																
Catering facilities																
London Waterloo (WAT)	15 d	0853				0935				0953			1035			
Clapham Junction (CLJ)	10 d	0903u				0945u				1003u			1045u			
Woking (WOK)	d	0928				1009				1028			1108			
Farnborough (Main) (FNB)	d															
Fleet (FLE)	d															
Reading (RDG)	7 d			0952												
Basingstoke (BSK)	d	0948		1012		1029				1048			1128			
Micheldever (MIC)	d	0958								1058						
Winchester (WIN)	d	1008		1027		1046				1108			1144			
Shawford (SHW)	d	1012								1112						
Romsey (ROM)	d								1035						1135	
Chandlers Ford (CFR)	d								1042						1142	
Eastleigh (ESL)	3 a	1018							1048	1118					1148	
Eastleigh (ESL)	3 d	1022	1026						1054	1122	1126				1154	
Hedge End (HDE)	d		1032								1132					
Botley (BOE)	d		1036								1136					
Fareham (FRM)	a		1043								1143					
Portchester (PTC)	a		1050								1150					
Cosham (CSA)	a		1054								1154					
Hilsea (HLS)	a		1102								1200					
Fratton (FTN)	a		1111								1209					
Portsmouth & Southsea (PMS)	a		1114								1213					
Portsmouth Harbour (PMH)	a		1120								1220					
Southampton Airport Parkway (SOA)	4 d	1027		1036		1055			1058	1127			1153		1158	
Swaythling (SWG)	d								1101						1200	
St Denys (SDN)	d								1104						1203	
Southampton Central (SOU)	a	1034		1042		1102			1109	1134			1200		1208	
Southampton Central (SOU)	d	1035		1050		1103			1110	1135			1203		1210	
Millbrook (Hants) (MBK)	d								1113						1212	
Redbridge (RDB)	d								1116a						1216a	
Totton (TTN)	d	1041								1141						
Ashurst New Forest (ANF)	d	1045								1145						
Beaulieu Road (BEU)	d	1050								1150						
Brockenhurst (BCU)	3 a	1056		1107		1117				1156			1216			
Brockenhurst (BCU)	3 d	1057		1059	1112	1117	1129			1157		1159	1217	1229		
Lymington Town (LYT)	d			1107			1137					1207		1237		
Lymington Pier (LYP)	a			1109			1139					1209		1239		
Lymington Pier (LYP)	d							1200								
Yarmouth (I.O.W.) (YMH)	a							1240								
Sway (SWY)	d	1101								1201						
New Milton (NWM)	d	1106				1124				1206			1224			
Hinton Admiral (HNA)	d	1110								1210						
Christchurch (CHR)	d	1115								1215						
Pokesdown (POK)	d	1119								1219						
Bournemouth (BMH)	a	1123		1126		1134				1223			1234			
Bournemouth (BMH)	d	1124				1139				1224			1239			
Branksome (BSM)	d					1144							1244			
Parkstone (Dorset) (PKS)	d					1147							1247			
Poole (POO)	4 a	1133				1150				1233			1250			
Poole (POO)	4 d					1151							1251			
Hamworthy (HAM)	d					1156							1256			
Holton Heath (HOL)	d															
Wareham (WRM)	d					1203							1303			
Wool (WOO)	d					1210							1310			
Moreton (Dorset) (MTN)	d					1216							1316			
Dorchester South (DCH)	d					1224							1324			
Dorchester West (DCW)	d					1141										
Upwey (UPW)	d					1149	1231						1331			
Weymouth (WEY)	a					1154	1235						1335			

**NOTES** (see introductory pages for explanation of train operator codes and standard symbols)

- a Arrival time
- d Departure time
- u Stops to pick up only

- D To Salisbury, see table 156
- E From Bristol Temple Meads, see table 133



# London to Winchester, Fareham, Portsmouth, Southampton, Lymington, Yarmouth (IOW), Bournemouth and Weymouth

## Sundays

Operator	SW 1B27	SW 1T27	SW 1J29	XC 1010 F	GW 2089 G	SW 1W31	SW 1J31		SW 2S33 D	SW 1B31	SW 1T31	SW 1J33	SW 1W35	SW 1J35	SW 2S37 D	
Train ID																
Days of operation/Notes																
1st Class/Reservations/Bus/Ferry																
Catering facilities																
London Waterloo (WAT)	15 d	1054				1135				1154			1235			
Clapham Junction (CLJ)	10 d	1103u				1145u				1203u			1242u			
Woking (WOK)	d	1128				1207				1228			1307			
Farnborough (Main) (FNB)	d															
Fleet (FLE)	d															
Reading (RDG)	7 d			1152												
Basingstoke (BSK)	d	1148		1212		1227				1248			1327			
Micheldever (MIC)	d	1158								1258						
Winchester (WIN)	d	1208		1227		1244				1308			1344			
Shawford (SHW)	d	1212								1312						
Romsey (ROM)	d								1235						1335	
Chandlers Ford (CFR)	d								1242						1342	
Eastleigh (ESL)	3 a	1218							1248	1318					1348	
Eastleigh (ESL)	3 d	1222	1226						1254	1322	1326				1354	
Hedge End (HDE)	d	1232									1332					
Botley (BOE)	d	1236									1336					
Fareham (FRM)	a	1248									1343					
Portchester (PTC)	a	1254									1350					
Cosham (CSA)	a	1259									1354					
Hilsea (HLS)	a	1300									1400					
Fratton (FTN)	a	1309									1409					
Portsmouth & Southsea (PMS)	a	1313									1413					
Portsmouth Harbour (PMH)	a	1320									1420					
Southampton Airport Parkway (SOA)	4 d	1227		1236		1253			1258	1327			1353		1358	
Swaythling (SWG)	d								1300						1400	
St Denys (SDN)	d								1303						1403	
Southampton Central (SOU)	a	1234		1242		1300			1308	1334			1400		1408	
Southampton Central (SOU)	d	1235		1249		1303			1310	1335			1403		1410	
Millbrook (Hants) (MBK)	d								1312						1412	
Redbridge (RDB)	d								1316a						1416a	
Totton (TTN)	d	1241								1341						
Ashurst New Forest (ANF)	d	1245								1345						
Beaulieu Road (BEU)	d	1250								1350						
Brockenhurst (BCU)	3 a	1256				1316				1356			1416			
Brockenhurst (BCU)	3 d	1257		1259		1317	1329			1357		1359	1417	1429		
Lymington Town (LYT)	d			1307			1337					1407		1437		
Lymington Pier (LYP)	a			1309			1339					1409		1439		
Lymington Pier (LYP)	d							1400								
Yarmouth (I.O.W.) (YMH)	a							1440								
Sway (SWY)	d	1301								1401						
New Milton (NWM)	d	1306				1324				1406			1424			
Hinton Admiral (HNA)	d	1310								1410						
Christchurch (CHR)	d	1315								1415						
Pokesdown (POK)	d	1319								1419						
Bournemouth (BMH)	a	1323		1326		1334				1423			1434			
Bournemouth (BMH)	d	1324				1339				1424			1439			
Branksome (BSM)	d					1344							1444			
Parkstone (Dorset) (PKS)	d					1347							1447			
Poole (POO)	4 a	1333				1350				1433			1450			
Poole (POO)	4 d					1351							1451			
Hamworthy (HAM)	d					1356							1456			
Holton Heath (HOL)	d															
Wareham (WRM)	d					1403							1503			
Wool (WOO)	d					1410							1510			
Moreton (Dorset) (MTN)	d					1416							1516			
Dorchester South (DCH)	d					1424							1524			
Dorchester West (DCW)	d					1346										
Upwey (UPW)	d					1354	1431						1531			
Weymouth (WEY)	a					1359	1435						1535			

**NOTES** (see introductory pages for explanation of train operator codes and standard symbols)

- a Arrival time
- d Departure time
- u Stops to pick up only

- D To Salisbury, see table 156
- F From Manchester Piccadilly, see table 50
- G Runs from 3 April. From Swindon, see table 133

# London to Winchester, Fareham, Portsmouth, Southampton, Lymington, Yarmouth (IOW), Bournemouth and Weymouth

## Sundays

Operator	SW	SW	SW	XC	GW	SW	SW		SW	SW	SW	SW	SW	SW	SW	SW
Train ID	1B35	1T35	1J37	1014	2091	1W39	1J39		2S41	1B39	1T39	1J41	1W43	1J43	2S45	
Days of operation/Notes	D	D	D	F	H	D	D		D	D	D	D	D	D	D	
1st Class/Reservations/Bus/Ferry																
Catering facilities																
London Waterloo (WAT)	15 d	1254				1335				1354			1435			
Clapham Junction (CLJ)	10 d	1303u				1342u				1403u			1442u			
Woking (WOK)	d	1328				1407				1428			1507			
Farnborough (Main) (FNB)	d															
Fleet (FLE)	d															
Reading (RDG)	7 d			1352												
Basingstoke (BSK)	d	1347		1412		1427				1447			1527			
Micheldever (MIC)	d	1357								1457						
Winchester (WIN)	d	1407		1427		1444				1507			1544			
Shawford (SHW)	d	1411								1511						
Romsey (ROM)	d								1435						1535	
Chandlers Ford (CFR)	d								1442						1542	
Eastleigh (ESL)	3 a	1417							1448	1517					1548	
Eastleigh (ESL)	3 d	1420 1426							1454	1520 1526					1554	
Hedge End (HDE)	d	1432								1532						
Botley (BOE)	d	1436								1536						
Fareham (FRM)	a	1443								1546						
Portchester (PTC)	a	1450								1552						
Cosham (CSA)	a	1454								1557						
Hilsea (HLS)	a	1500								1600						
Fratton (FTN)	a	1509								1609						
Portsmouth & Southsea (PMS)	a	1513								1613						
Portsmouth Harbour (PMH)	a	1520								1620						
Southampton Airport Parkway (SOA)	4 d	1425		1436		1453			1458	1525			1553		1558	
Swaythling (SWG)	d								1500						1600	
St Denys (SDN)	d								1503						1603	
Southampton Central (SOU)	a	1432		1442		1500			1508	1532			1600		1608	
Southampton Central (SOU)	d	1433		1447		1503			1510	1533			1603		1610	
Millbrook (Hants) (MBK)	d								1512						1612	
Redbridge (RDB)	d								1516a						1616a	
Totton (TTN)	d	1439								1539						
Ashurst New Forest (ANF)	d	1443								1543						
Beaulieu Road (BEU)	d	1448								1548						
Brockenhurst (BCU)	3 a	1454				1516				1554			1616			
Brockenhurst (BCU)	3 d	1455		1459		1517	1529			1555		1559	1617	1629		
Lymington Town (LYT)	d			1507			1537					1607		1637		
Lymington Pier (LYP)	a			1509			1539					1609		1639		
Lymington Pier (LYP)	d							1600								
Yarmouth (I.O.W.) (YMH)	a							1640								
Sway (SWY)	d	1459								1559						
New Milton (NWM)	d	1504				1524				1604			1624			
Hinton Admiral (HNA)	d	1508								1608						
Christchurch (CHR)	d	1513								1613						
Pokesdown (POK)	d	1517								1617						
Bournemouth (BMH)	a	1521		1525		1534				1621			1634			
Bournemouth (BMH)	d	1522				1539				1622			1639			
Branksome (BSM)	d					1544							1644			
Parkstone (Dorset) (PKS)	d					1547							1647			
Poole (POO)	4 a	1531				1550				1631			1650			
Poole (POO)	4 d					1551							1651			
Hamworthy (HAM)	d					1556							1656			
Holton Heath (HOL)	d															
Wareham (WRM)	d					1603							1703			
Wool (WOO)	d					1610							1710			
Moreton (Dorset) (MTN)	d					1616							1716			
Dorchester South (DCH)	d					1624							1724			
Dorchester West (DCW)	d					1537										
Upwey (UPW)	d					1545	1631						1731			
Weymouth (WEY)	a					1551	1635						1735			

**NOTES** (see introductory pages for explanation of train operator codes and standard symbols)

- a Arrival time
- d Departure time
- u Stops to pick up only

- D To Salisbury, see table 156
- F From Manchester Piccadilly, see table 50
- H From Swindon, see table 133

# London to Winchester, Fareham, Portsmouth, Southampton, Lymington, Yarmouth (IOW), Bournemouth and Weymouth

## Sundays

Operator	SW	SW	SW	XC	SW	SW		SW	SW	SW	SW	SW	SW	SW	SW	SW
Train ID	1B43	1T43	1J45	1O18	1W47	1J47		2S49	1T47	1B47	1J49	1T47	1W51	1J51	2S53	1T51
Days of operation/Notes				F				D							D	
1st Class/Reservations/Bus/Ferry				1												
Catering facilities																
London Waterloo (WAT)	15 d	1454			1535				1550	1605			1635			1650
Clapham Junction (CLJ)	10 d	1503u			1542u				1558u	1612u			1642u			1658u
Woking (WOK)	d	1528			1607				1621	1637			1707			1721
Farnborough (Main) (FNB)	d								1632							1732
Fleet (FLE)	d															
Reading (RDG)	7 d			1552												
Basingstoke (BSK)	d	1548		1612	1627				1647	1657			1727			1747
Micheldever (MIC)	d	1558							1657							1757
Winchester (WIN)	d	1607		1627	1644				1707	1714			1744			1807
Shawford (SHW)	d	1612							1712							1812
Romsey (ROM)	d							1635							1735	
Chandlers Ford (CFR)	d							1642							1742	
Eastleigh (ESL)	3 a	1617						1648	1717	1722		←			1748	1817
Eastleigh (ESL)	3 d	1621 1626						1654	1726	1723		→	1726		1754	1826
Hedge End (HDE)	d	1632							→				1732			→
Botley (BOE)	d	1636											1736			
Fareham (FRM)	a	1643											1743			
Portchester (PTC)	a	1650											1750			
Cosham (CSA)	a	1654											1754			
Hilsea (HLS)	a	1659											1800			
Fratton (FTN)	a	1708											1809			
Portsmouth & Southsea (PMS)	a	1713											1813			
Portsmouth Harbour (PMH)	a	1720											1820			
Southampton Airport Parkway (SOA)	← d	1625		1636	1653			1658		1727			1753		1758	
Swaythling (SWG)	d							1700							1800	
St Denys (SDN)	d							1703							1803	
Southampton Central (SOU)	a	1632		1642	1700			1708		1734			1800		1808	
Southampton Central (SOU)	d	1634		1647	1703			1710		1736			1803		1810	
Millbrook (Hants) (MBK)	d							1712							1812	
Redbridge (RDB)	d							1716a							1816a	
Totton (TTN)	d	1639								1741						
Ashurst New Forest (ANF)	d	1644								1746						
Beaulieu Road (BEU)	d	1648								1750						
Brockenhurst (BCU)	3 a	1654			1716					1756			1816			
Brockenhurst (BCU)	3 d	1655	1659		1717	1729				1757	1759		1817	1829		
Lymington Town (LYT)	d		1707			1737					1807			1837		
Lymington Pier (LYP)	a		1709			1739					1809			1839		
Lymington Pier (LYP)	d						1800									
Yarmouth (I.O.W.) (YMH)	a						1840									
Sway (SWY)	d	1700								1801						
New Milton (NWM)	d	1705			1724					1806			1824			
Hinton Admiral (HNA)	d	1709								1810						
Christchurch (CHR)	d	1714								1815						
Pokesdown (POK)	d	1717								1819						
Bournemouth (BMH)	a	1721		1725	1734					1823			1834			
Bournemouth (BMH)	d	1723			1739					1824			1839			
Branksome (BSM)	d				1744								1844			
Parkstone (Dorset) (PKS)	d				1747								1847			
Poole (POO)	4 a	1732			1750					1833			1850			
Poole (POO)	4 d				1751								1851			
Hamworthy (HAM)	d				1756								1856			
Holton Heath (HOL)	d															
Wareham (WRM)	d				1803								1903			
Wool (WOO)	d				1810								1910			
Moreton (Dorset) (MTN)	d				1818								1916			
Dorchester South (DCH)	d				1826								1924			
Dorchester West (DCW)	d															
Upwey (UPW)	d				1832								1931			
Weymouth (WEY)	a				1837								1935			

**NOTES** (see introductory pages for explanation of train operator codes and standard symbols)

- a Arrival time
- d Departure time
- u Stops to pick up only

- D To Salisbury, see table 156
- F From Manchester Piccadilly, see table 50

# London to Winchester, Fareham, Portsmouth, Southampton, Lymington, Yarmouth (IOW), Bournemouth and Weymouth

## Sundays

Operator Train ID Days of operation/Notes 1st Class/Reservations/Bus/Ferry Catering facilities	SW 1B51	SW 1J53	SW 1T51	XC 1022 F 1 ◇ ⚓	GW 2094 E ⚓	SW 1W55	SW 1J55		SW 2S57 D ⚓	SW 1T55	SW 1B55	SW 1J57	SW 1T55	SW 1W59	SW 1J59	SW 2S61 D ⚓
London Waterloo (WAT)	1705					1735				1750	1805			1835		
Clapham Junction (CLJ)	1712u					1742u				1758u	1812u			1842u		
Woking (WOK)	1737					1807				1821	1837			1907		
Farnborough (Main) (FNB)										1832						
Fleet (FLE)																
Reading (RDG)				1752												
Basingstoke (BSK)	1757			1812		1827				1847	1857			1927		
Micheldever (MIC)										1857						
Winchester (WIN)	1814			1827		1844				1907	1914			1944		
Shawford (SHW)										1912						
Romsey (ROM)									1835							1935
Chandlers Ford (CFR)									1842							1942
Eastleigh (ESL)	1822		←						1848	1917	1922		←			1948
Eastleigh (ESL)	1823		1826						1854	1926	1923		1926			1954
Hedge End (HDE)			1832							→			1932			
Botley (BOE)			1836										1936			
Fareham (FRM)			1843										1943			
Portchester (PTC)			1850										1949			
Cosham (CSA)			1854										1954			
Hilsea (HLS)			1900										2000			
Fratton (FTN)			1909										2009			
Portsmouth & Southsea (PMS)			1913										2013			
Portsmouth Harbour (PMH)			1920										2020			
Southampton Airport Parkwy (SOA)	1827			1836		1854			1858		1927			1954		1958
Swaythling (SWG)									1900							2000
St Denys (SDN)									1903							2003
Southampton Central (SOU)	1834			1842		1901			1908		1934			2001		2008
Southampton Central (SOU)	1836			1847		1905			1910		1936			2003		2010
Millbrook (Hants) (MBK)									1912							2012
Redbridge (RDB)									1916a							2016a
Totton (TTN)	1841										1941					
Ashurst New Forest (ANF)	1846										1946					
Beaulieu Road (BEU)	1850										1950					
Brockenhurst (BCU)	1856			1903		1918					1956			2016		
Brockenhurst (BCU)	1857	1859		1910		1919	1929				1957	1959		2017	2029	
Lymington Town (LYT)		1907					1937					2007			2037	
Lymington Pier (LYP)		1909					1939					2009			2039	
Lymington Pier (LYP)								2005								
Yarmouth (I.O.W.) (YMH)								2045								
Sway (SWY)	1901										2001					
New Milton (NWM)	1906					1925					2006			2023		
Hinton Admiral (HNA)	1910										2010					
Christchurch (CHR)	1915										2015					
Pokesdown (POK)	1919										2019					
Bournemouth (BMH)	1923			1927		1936					2023			2034		
Bournemouth (BMH)	1924					1940					2024			2039		
Branksome (BSM)						1945								2044		
Parkstone (Dorset) (PKS)						1948								2047		
Poole (POO)	1933					1951					2033			2050		
Poole (POO)						1952								2051		
Hamworthy (HAM)						1957								2056		
Holton Heath (HOL)																
Wareham (WRM)						2004								2103		
Wool (WOO)						2011								2110		
Moreton (Dorset) (MTN)						2017								2117		
Dorchester South (DCH)						2025								2125		
Dorchester West (DCW)					1951											
Upwey (UPW)					1958	2032								2132		
Weymouth (WEY)					2003	2036								2136		

**NOTES** (see introductory pages for explanation of train operator codes and standard symbols)

- a Arrival time
- d Departure time
- u Stops to pick up only

- D To Salisbury, see table 156
- E From Bristol Temple Meads, see table 133
- F From Manchester Piccadilly, see table 50

# London to Winchester, Fareham, Portsmouth, Southampton, Lymington, Yarmouth (IOW), Bournemouth and Weymouth

## Sundays

Operator	SW	SW	SW	SW	XC	SW	SW	SW	SW	SW	SW	SW	XC	GW	SW	SW
Train ID	1T59	1B59	1J61	1T59	1026	1W63	1J63	2S65	1T63	1B63	1J65	1T63	1028	2096	1W67	2R69
Days of operation/Notes	1	1	1	1	1	1	1	1	1	1	1	1	1	1	1	1
1st Class/Reservations/Bus/Ferry	1	1	1	1	1	1	1	1	1	1	1	1	1	1	1	1
Catering facilities	1	1	1	1	1	1	1	1	1	1	1	1	1	1	1	1
London Waterloo (WAT)	15 d	1850	1905			1935			1950	2005					2035	
Clapham Junction (CLJ)	10 d	1858u	1912u			1942u			1958u	2012u					2042u	
Woking (WOK)	d	1921	1937			2007			2021	2037					2107	
Farnborough (Main) (FNB)	d	1932							2032							
Fleet (FLE)	d															
Reading (RDG)	7 d				1952								2052			
Basingstoke (BSK)	d	1947	1957		2010	2027			2047	2057			2112		2127	
Micheldever (MIC)	d	1957							2057							
Winchester (WIN)	d	2007	2014			2044			2107	2114					2144	
Shawford (SHW)	d	2012							2112							
Romsey (ROM)	d							2035								2135
Chandlers Ford (CFR)	d							2042								2142
Eastleigh (ESL)	3 a	2017	2022		←			2048	2117	2122		←				2148
Eastleigh (ESL)	3 d	2026	2023		2026			2054	2126	2123		2126				2154
Hedge End (HDE)	d	→			2032				→			2132				
Botley (BOE)	d				2036							2136				
Fareham (FRM)	a				2043							2143				
Portchester (PTC)	a				2050							2150				
Cosham (CSA)	a				2054							2154				
Hilsea (HLS)	a				2100							2200				
Fratton (FTN)	a				2109							2209				
Portsmouth & Southsea (PMS)	a				2113							2213				
Portsmouth Harbour (PMH)	a				2120							2220				
Southampton Airport Parkway (SOA)	← d		2027		2034	2053		2058		2127			2136		2153	2158
Swaythling (SWG)	d							2100								2201
St Denys (SDN)	d							2103								2204
Southampton Central (SOU)	a		2034		2043	2101		2108		2134			2142		2200	2209
Southampton Central (SOU)	d		2036		2049	2103		2111		2136			2150		2203	2210
Millbrook (Hants) (MBK)	d							2113								2213
Redbridge (RDB)	d							2117a								2216a
Totton (TTN)	d		2041							2141						
Ashurst New Forest (ANF)	d		2046							2146						
Beaulieu Road (BEU)	d		2050							2150						
Brockenhurst (BCU)	3 a		2056			2116				2156					2216	
Brockenhurst (BCU)	3 d		2057	2059		2117	2129			2157	2159				2217	
Lymington Town (LYT)	d			2107			2137				2207					
Lymington Pier (LYP)	a			2109			2139				2209					
Lymington Pier (LYP)	d															
Yarmouth (I.O.W.) (YMH)	a															
Sway (SWY)	d		2101							2201						
New Milton (NWM)	d		2106			2124				2206					2224	
Hinton Admiral (HNA)	d		2110							2210						
Christchurch (CHR)	d		2115							2215						
Pokesdown (POK)	d		2119							2219						
Bournemouth (BMH)	a		2123		2126	2134				2223			2227		2234	
Bournemouth (BMH)	d		2124			2139				2224					2239	
Branksome (BSM)	d					2144									2244	
Parkstone (Dorset) (PKS)	d					2147									2247	
Poole (POO)	4 a		2133			2150				2233					2250	
Poole (POO)	4 d					2151									2251	
Hamworthy (HAM)	d					2156									2256	
Holton Heath (HOL)	d															
Wareham (WRM)	d					2203									2303	
Wool (WOO)	d					2210									2310	
Moreton (Dorset) (MTN)	d					2216									2316	
Dorchester South (DCH)	d					2224									2324	
Dorchester West (DCW)	d													2254		
Upwey (UPW)	d					2231								2301	2331	
Weymouth (WEY)	a					2236								2306	2336	

**NOTES** (see introductory pages for explanation of train operator codes and standard symbols)

- a Arrival time
- d Departure time
- u Stops to pick up only

- D To Salisbury, see table 156
- E From Bristol Temple Meads, see table 133
- F From Manchester Piccadilly, see table 50
- J To Romsey, see table 156

# London to Winchester, Fareham, Portsmouth, Southampton, Lymington, Yarmouth (IOW), Bournemouth and Weymouth

## Sundays

Operator Train ID Days of operation/Notes 1st Class/Reservations/Bus/Ferry Catering facilities	SW 1T67	SW 1B67	SW 1T67	XC 1030 F 1030 F	SW 1W71	SW 2S73 D	SW 1T71	SW 1B71	SW 1T71	SW 2T75	SW 1B75	SW 2T75	SW 1B81 A	SW
London Waterloo (WAT)	15 d	2050	2105		2135		2150	2205		2250	2305		0010	0105
Clapham Junction (CLJ)	10 d	2058u	2112u		2142u		2158u	2212u		2258u	2312u		0017u	
Woking (WOK)	d	2121	2137		2207		2221	2237		2321	2337		0042	
Farnborough (Main) (FNB)	d	2132					2232			2332				0235s
Fleet (FLE)	d													0247s
Reading (RDG)	7 d				2152									
Basingstoke (BSK)	d	2147	2157		2211	2227	2247	2257		2347	2357		0101	0317s
Micheldever (MIC)	d	2157					2257			2357				
Winchester (WIN)	d	2207	2214		2244		2307	2314		0007	0014		0118	0352s
Shawford (SHW)	d	2212					2312			0012				
Romsey (ROM)	d					2235								
Chandlers Ford (CFR)	d					2242								
Eastleigh (ESL)	3 a	2217	2222	←		2248	2318	2322	←	0017	0023	←	0126	0412s
Eastleigh (ESL)	3 d	2226	2223	2226		2254	2326	2323	2326	0030	0024	0030	0127	
Hedge End (HDE)	d	←		2232			←		2332	←		0036s		
Botley (BOE)	d			2236					2336			0039s		
Fareham (FRM)	a			2243					2343			0047s		
Portchester (PTC)	a			2250					2350			0053s		
Cosham (CSA)	a			2254					2354			0057s		
Hilsea (HLS)	a			2300					0002					
Fratton (FTN)	a			2308					0007			0105s		
Portsmouth & Southsea (PMS)	a			2311					0010			0108s		
Portsmouth Harbour (PMH)	a			2315					0014			0112		
Southampton Airport Parkwy (SOA)	← d		2227		2234	2253	2258	2327			0028		0132	0416s
Swaythling (SWG)	d						2300							
St Denys (SDN)	d						2303				0032s			0427s
Southampton Central (SOU)	a		2234		2243	2300	2308	2334			0037		0140	0435
Southampton Central (SOU)	d		2236			2303	2310	2336			0040			
Millbrook (Hants) (MBK)	d						2312							
Redbridge (RDB)	d						2316a							
Totton (TTN)	d		2241					2341			0045s			
Ashurst New Forest (ANF)	d		2246					2346						
Beaulieu Road (BEU)	d													
Brockenhurst (BCU)	3 a		2254		2316			2354			0056s			
Brockenhurst (BCU)	3 d		2257		2317			2355						
Lymington Town (LYT)	d													
Lymington Pier (LYP)	a													
Lymington Pier (LYP)	d													
Yarmouth (I.O.W.) (YMH)	a													
Sway (SWY)	d		2301					2359						
New Milton (NWM)	d		2306		2324			0004			0104s			
Hinton Admiral (HNA)	d		2310					0008						
Christchurch (CHR)	d		2315					0013			0111s			
Pokesdown (POK)	d		2319					0017			0115s			
Bournemouth (BMH)	a		2323		2334			0021			0119			
Bournemouth (BMH)	d		2324		2339			0022			0120			
Branksome (BSM)	d				2344			0027			0125s			
Parkstone (Dorset) (PKS)	d				2347			0030			0128s			
Poole (POO)	4 a		2333		2350			0034			0132			
Poole (POO)	4 d				2351									
Hamworthy (HAM)	d				2356									
Holton Heath (HOL)	d													
Wareham (WRM)	d				0003									
Wool (WOO)	d				0010									
Moreton (Dorset) (MTN)	d				0016									
Dorchester South (DCH)	d				0024									
Dorchester West (DCW)	d													
Upwey (UPW)	d				0030									
Weymouth (WEY)	a				0035									

**NOTES** (see introductory pages for explanation of train operator codes and standard symbols)

- a Arrival time
- d Departure time
- s Stops to set down only
- u Stops to pick up only

- A Also calls at Wimbledon 0023
- D To Salisbury, see table 156
- F From Manchester Piccadilly, see table 50



# Weymouth, Bournemouth, Yarmouth (IOW), Lymington, Southampton, Portsmouth and Fareham to Winchester and London

## Mondays to Fridays

Operator	SW	XC	SW	SW	GW	SW	SW	SW	SW	SW	SW	SW	SW	SW	SW	XC	SW
Train ID	2B12	1M18	2T14	1B14	2V69	2R18	2B16	1B90	1T18	2R18	2B88	1J02	1B18	1T20	1M26	1J04	
Days of operation/Notes	A	A	B	B	C	D	D	D	D	D	E	D	D	D	A	D	
1st Class/Reservations/Bus/Ferry	1	1	1	1	1	1	1	1	1	1	1	1	1	1	1	1	
Catering facilities	1	1	1	1	1	1	1	1	1	1	1	1	1	1	1	1	
Weymouth (WEY)	d				0526												
Upwey (UPW)	d				0531												
Dorchester West (DCW)	a				0538												
Dorchester South (DCH)	d																
Moreton (Dorset) (MTN)	d																
Wool (WOO)	d																
Wareham (WRM)	d																
Holton Heath (HOL)	d																
Hamworthy (HAM)	d																
Poole (POO)	4 a																
Poole (POO)	4 d				0500		0523	0539									
Parkstone (Dorset) (PKS)	d				0504		0527	0543									
Branksome (BSM)	d				0507		0530	0546									
Bournemouth (BMH)	a				0512		0535	0552									
Bournemouth (BMH)	d				0515		0537	0554					0604		0630		
Pokesdown (POK)	d				0519		0541						0608				
Christchurch (CHR)	d				0523		0545						0612				
Hinton Admiral (HNA)	d						0550						0617				
New Milton (NWM)	d				0530		0554						0621				
Sway (SWY)	d						0559						0626				
Yarmouth (I.O.W.) (YMH)	⚓ d																
Lymington Pier (LYP)	⚓ a																
Lymington Pier (LYP)	d											0614				0644	
Lymington Town (LYT)	d											0616				0646	
Brockenhurst (BCU)	3 a				0536		0604	0609				0625	0631			0655	
Brockenhurst (BCU)	3 d				0537			0611					0633				
Beaulieu Road (BEU)	d																
Ashurst New Forest (ANF)	d												0641				
Totton (TTN)	d				0548			0622					0646				
Redbridge (RDB)	d					0612											
Millbrook (Hants) (MBK)	d					0616											
Southampton Central (SOU)	a				0554	0619		0628		↩			0651		0701		
Southampton Central (SOU)	d	0452	0515		0555	0633		0630		0633	0643		0700		0714		
St Denys (SDN)	d	0457				↪				0639	0649						
Swaythling (SWG)	d	0500								0642	0652						
Southampton Airport Parkwy (SOA) ✈	d	0503	0522		0603			0638		0645	0655		0708		0722		
Portsmouth Harbour (PMH) ⚓	d			0500					0542						0624		
Portsmouth & Southsea (PMS)	d			0505					0548c						0628		
Fratton (FTN)	d			0509					0552						0632		
Hilsea (HLS)	d			0513					0556						0636		
Cosham (CSA)	d			0519					0603						0642		
Portchester (PTC)	d			0523					0608						0646		
Fareham (FRM)	d			0529					0619e						0653		
Botley (BOE)	d			0537					0628						0701		
Hedge End (HDE)	d			0541					0633						0705		
Eastleigh (ESL) 3 a	0506			0548	0607				0642	0648	0659				0712		
Eastleigh (ESL) 3 d	0507			0549	0608				0643	0650	0659				0713		
Chandlers Ford (CFR)	d									0655							
Romsey (ROM)	a									0703							
Shawford (SHW)	d	0513		0555					0649		0705						
Winchester (WIN)	d	0519		0601	0618			0648	0655		0711		0718	0722	0731		
Micheldever (MIC)	d	0527		0610					0703					0731			
Basingstoke (BSK)	a	0538	0546	0620	0635				0713		0727			0741	0746		
Reading (RDG) 7 a		0605													0809		
Fleet (FLE)	a	0550		0639							0749						
Farnborough (Main) (FNB)	a	0556		0645							0755						
Woking (WOK)	a	0605		0657	0654				0732		0808			0805			
Clapham Junction (CLJ)	10 a	0626			0714												
London Waterloo (WAT) ⚡ 15 a	0634			0728	0724			0748	0801		0838		0817	0834			

**NOTES** (see introductory pages for explanation of train operator codes and standard symbols)

- a Arrival time
- d Departure time
- c Arrives 3 minutes earlier
- e Arrives 6 minutes earlier

- A To Manchester Piccadilly, see table 50
- B Also calls at Hook 0630, Winchfield 0634 and Brookwood 0652
- C To Filton Abbey Wood, see table 133
- D From Salisbury, see table 156
- E Also calls at Hook 0740, Winchfield 0744 and Brookwood 0802

# Weymouth, Bournemouth, Yarmouth (IOW), Lymington, Southampton, Portsmouth and Fareham to Winchester and London

## Mondays to Fridays

Operator	SW	SW	GW	SW	SW	SW	SW	SW	SW	SW	XC	SW	SW	SW	SW	SW	SW
Train ID	1B94	1W90	2V71	1T22	2R22	2B24	1J06	1B22	2T24	1M30	1J08	2B28	1W94	1T26	2R26	2B28	
Days of operation/Notes	1	1	C	1	D	F	1	1	1	1	A	1	1	1	1	D	1
1st Class/Reservations/Bus/Ferry	1	1	1	1	1	1	1	1	1	1	1	1	1	1	1	1	1
Catering facilities	1	1	1	1	1	1	1	1	1	1	1	1	1	1	1	1	1
Weymouth (WEY)	d	0555	0642										0655				
Upwey (UPW)	d	0559	0647										0659				
Dorchester West (DCW)	a		0654														
Dorchester South (DCH)	d	0607											0707				
Moreton (Dorset) (MTN)	d	0614											0714				
Wool (WOO)	d	0620											0720				
Wareham (WRM)	d	0627											0727				
Holton Heath (HOL)	d	0631											0731				
Hamworthy (HAM)	d	0636											0736				
Poole (POO)	4 a	0640											0740				
Poole (POO)	4 d	0641						0650				0720	0741				
Parkstone (Dorset) (PKS)	d	0645						0654				0724	0745				
Branksome (BSM)	d	0649						0657				0727	0749				
Bournemouth (BMH)	a	0654						0702				0732	0754				
Bournemouth (BMH)	d	0634	0656					0704		0730		0734	0759				
Pokesdown (POK)	d	0638						0708				0738					
Christchurch (CHR)	d	0642						0712				0742					
Hinton Admiral (HNA)	d	0647						0717				0747					
New Milton (NWM)	d	0651						0721				0751					
Sway (SWY)	d	0656						0726				0756					
Yarmouth (I.O.W.) (YMH)	⚓ d																
Lymington Pier (LYP)	⚓ a																
Lymington Pier (LYP)	d						0714				0744						
Lymington Town (LYT)	d						0716				0746						
Brockenhurst (BCU)	3 a	0701					0725	0731			0755	0801	0814				
Brockenhurst (BCU)	3 d	0703						0733				0803	0814				
Beaulieu Road (BEU)	d											0808					
Ashurst New Forest (ANF)	d	0711						0741				0812					
Totton (TTN)	d	0716						0746				0817					
Redbridge (RDB)	d				0723											0821	
Millbrook (Hants) (MBK)	d				0726											0825	
Southampton Central (SOU)	a	0721	0725		0730			0752		0803		0823	0828		0828		↩
Southampton Central (SOU)	d	0730				0735	0738	0800		0812		0848	0830		0835	0848	
St Denys (SDN)	d				0740	0743						↩			0840	0853	
Swaythling (SWG)	d				0743	0746									0843	0856	
Southampton Airport Parkwy (SOA)	✈ d	0738			0746	0750		0808		0819			0838		0846	0859	
Portsmouth Harbour (PMH)	⚓ d			0650					0724					0754			
Portsmouth & Southsea (PMS)	d			0655					0729					0758			
Fratton (FTN)	d			0659					0733					0802			
Hilsea (HLS)	d			0703					0737					0806			
Cosham (CSA)	d			0708					0742					0812			
Portchester (PTC)	d			0713					0747					0816			
Fareham (FRM)	d			0720					0753					0822			
Botley (BOE)	d			0728					0801					0831			
Hedge End (HDE)	d			0733					0805					0835			
Eastleigh (ESL)	3 a			0741	0749	0753			0812					0842	0849	0903	
Eastleigh (ESL)	3 d			0743	0750	0755			0813					0843	0850	0914	
Chandlers Ford (CFR)	d				0755										0855		
Romsey (ROM)	a				0803										0903		
Shawford (SHW)	d			0749		0801			0820					0849		0919	
Winchester (WIN)	d	0748		0755		0807		0818	0825a	0831			0848	0855		0924a	
Micheldever (MIC)	d			0803										0903			
Basingstoke (BSK)	a			0814		0823		0834		0846				0914			
Reading (RDG)	7 a									0905							
Fleet (FLE)	a					0842									0926		
Farnborough (Main) (FNB)	a					0847									0932		
Woking (WOK)	a			0834		0903		0853						0922	0942		
Clapham Junction (CLJ)	10 a							0915						0943			
London Waterloo (WAT)	⚡ 15 a	0850		0906		0936		0925						0953	1009		

**NOTES** (see introductory pages for explanation of train operator codes and standard symbols)

a Arrival time  
d Departure time

A To Manchester Piccadilly, see table 50  
C To Filton Abbey Wood, see table 133  
D From Salisbury, see table 156  
F Also calls at Hook 0832, Winchfield 0836, Brookwood 0857 and Surbiton 0916

# Weymouth, Bournemouth, Yarmouth (IOW), Lymington, Southampton, Portsmouth and Fareham to Winchester and London

## Mondays to Fridays

Operator	Train ID	Days of operation/Notes	1st Class/Reservations/Bus/Ferry	Catering facilities	SW 1J10	SW 1B26	SW 2W26	SN 1Y55 G	SW 1J12	SW 1W96	SW 1T30	SW 2R30 D	SW 1J14	SW 2B32	SW 1W52	GW 2V60 H	SW 1J16	XC 1M38 A	SW 1B08
Weymouth (WEY)	d						0725			0755					0820	0850			
Upwey (UPW)	d						0729			0759					0824	0855			
Dorchester West (DCW)	a															0902			
Dorchester South (DCH)	d						0737			0807					0833				
Moreton (Dorset) (MTN)	d						0744			0814					0839				
Wool (WOO)	d						0750			0820					0845				
Wareham (WRM)	d						0757			0827					0853				
Holton Heath (HOL)	d						0801			0830					0856				
Hamworthy (HAM)	d						0806			0835					0901				
Poole (POO)	4 a						0810			0840					0906				
Poole (POO)	4 d						0755	0811		0841				0850	0907				0941
Parkstone (Dorset) (PKS)	d						0759	0815		0845				0854					0945
Branksome (BSM)	d						0802	0819		0848				0857					0948
Bournemouth (BMH)	a						0807	0824		0854				0902	0917				0954
Bournemouth (BMH)	d						0810	0825		0859				0905	0922			0945	0959
Pokesdown (POK)	d						0814	0829						0909	0926				
Christchurch (CHR)	d						0818	0833						0913	0930				
Hinton Admiral (HNA)	d						0824	0838						0918					
New Milton (NWM)	d						0829	0842						0922	0937				
Sway (SWY)	d						0834	0847						0927					
Yarmouth (I.O.W.) (YMH)	d		0730																
Lymington Pier (LYP)	a		0810																
Lymington Pier (LYP)	d		0814					0844					0914				0944		
Lymington Town (LYT)	d		0816					0846					0916				0946		
Brockenhurst (BCU)	3 a		0825	0839	0852			0855	0913				0925	0932	0943		0955	0959	1013
Brockenhurst (BCU)	3 d			0840					0914					0933	0944			1000	1014
Beaulieu Road (BEU)	d													0938					
Ashurst New Forest (ANF)	d			0848										0942					
Totton (TTN)	d			0853										0947					
Redbridge (RDB)	d											0921							
Millbrook (Hants) (MBK)	d											0925							
Southampton Central (SOU)	a			0858					0928			0928		0953	0958			1013	1028
Southampton Central (SOU)	d			0900			0926		0930			0933		0955	1000			1016	1030
St Denys (SDN)	d											0940							
Swaythling (SWG)	d											0943							
Southampton Airport Parkway (SOA)	d			0908			0934		0938			0946		1003	1008			1023	1038
Portsmouth Harbour (PMH)	d									0859									
Portsmouth & Southsea (PMS)	d									0904									
Fratton (FTN)	d									0908									
Hilsea (HLS)	d									0912									
Cosham (CSA)	d									0917									
Portchester (PTC)	d									0922									
Fareham (FRM)	d									0928									
Botley (BOE)	d									0935									
Hedge End (HDE)	d									0940									
Eastleigh (ESL)	3 a						0938			0946	0949		1006						
Eastleigh (ESL)	3 d									0947	0950		1014						
Chandlers Ford (CFR)	d										0955								
Romsey (ROM)	a										1003								
Shawford (SHW)	d												1019						
Winchester (WIN)	d			0918					0948	0956			1025a	1018				1032	1048
Micheldever (MIC)	d									1006									
Basingstoke (BSK)	a			0936						1015				1034				1046	
Reading (RDG)	7 a																	1106	
Fleet (FLE)	a																		
Farnborough (Main) (FNB)	a									1030									
Woking (WOK)	a			0955					1021	1039									1119
Clapham Junction (CLJ)	10 a			1015										1111					
London Waterloo (WAT)	15 a			1023						1049	1108				1119				1149

**NOTES** (see introductory pages for explanation of train operator codes and standard symbols)

a Arrival time  
d Departure time

A To Manchester Piccadilly, see table 50  
D From Salisbury, see table 156  
G To Brighton, see table 178  
H To Gloucester, see table 133

# Weymouth, Bournemouth, Yarmouth (IOW), Lymington, Southampton, Portsmouth and Fareham to Winchester and London

## Mondays to Fridays

Operator	SW	SW	SW		SW	SW	SN		SW	SW	SW	SW	SW	SW	SW	GW
Train ID	1T34	2R34	2B36		1J18	1W54	1Y59		1J20	1B12	1T38	2R38	2B40	1J22	1W56	2V64
Days of operation/Notes	D	D	D		D	D	G		D	D	D	D	D	D	D	H
1st Class/Reservations/Bus/Ferry																
Weymouth (WEY)	d					0920									1020	1111
Upwey (UPW)	d					0924									1024	1116
Dorchester West (DCW)	a															1123
Dorchester South (DCH)	d					0933									1033	
Moreton (Dorset) (MTN)	d					0939									1039	
Wool (WOO)	d					0945									1045	
Wareham (WRM)	d					0953									1053	
Holton Heath (HOL)	d					0956									1056	
Hamworthy (HAM)	d					1001									1101	
Poole (POO)	4 a					1006									1106	
Poole (POO)	4 d					1007				1041					1107	
Parkstone (Dorset) (PKS)	d									1045						
Branksome (BSM)	d									1048						
Bournemouth (BMH)	a					1017				1054					1117	
Bournemouth (BMH)	d			1005		1022				1059			1105		1122	
Pokesdown (POK)	d			1009		1026							1109		1126	
Christchurch (CHR)	d			1013		1030							1113		1130	
Hinton Admiral (HNA)	d			1018									1118			
New Milton (NWM)	d			1022		1037							1122		1137	
Sway (SWY)	d			1027									1127			
Yarmouth (I.O.W.) (YMH)	d				0905			1005								
Lymington Pier (LYP)	a				0945			1045								
Lymington Pier (LYP)	d				1027				1057					1127		
Lymington Town (LYT)	d				1029				1059					1129		
Brockenhurst (BCU)	3 a			1032		1043			1108	1113			1132	1138	1143	
Brockenhurst (BCU)	3 d			1033		1044				1114			1133		1144	
Beaulieu Road (BEU)	d												1138			
Ashurst New Forest (ANF)	d			1040									1142			
Totton (TTN)	d			1045									1147			
Redbridge (RDB)	d		1027									1127				
Millbrook (Hants) (MBK)	d		1031									1131				
Southampton Central (SOU)	a		1034	1053		1058				1128		1134	1153		1158	
Southampton Central (SOU)	d		1035	1055		1100	1126			1130		1135	1155		1200	
St Denys (SDN)	d		1040									1140				
Swaythling (SWG)	d		1043									1143				
Southampton Airport Parkway (SOA)	4 d		1046	1103		1108	1134			1138		1146	1203		1208	
Portsmouth Harbour (PMH)	d	0959									1059					
Portsmouth & Southsea (PMS)	d	1004									1104					
Fratton (FTN)	d	1008									1108					
Hilsea (HLS)	d	1012									1112					
Cosham (CSA)	d	1017									1117					
Portchester (PTC)	d	1022									1122					
Fareham (FRM)	d	1028									1128					
Botley (BOE)	d	1035									1135					
Hedge End (HDE)	d	1040									1140					
Eastleigh (ESL)	3 a	1046	1049	1106			1137				1147	1149	1206			
Eastleigh (ESL)	3 d	1047	1050	1114							1147	1150	1212			
Chandlers Ford (CFR)	d		1055									1155				
Romsey (ROM)	a		1103									1203				
Shawford (SHW)	d			1119									1217			
Winchester (WIN)	d	1057		1124a		1118				1148	1157		1222a		1218	
Micheldever (MIC)	d	1105									1205					
Basingstoke (BSK)	a	1115				1134					1216				1234	
Reading (RDG)	7 a															
Fleet (FLE)	a															
Farnborough (Main) (FNB)	a	1130									1230					
Woking (WOK)	a	1139								1219	1240					
Clapham Junction (CLJ)	10 a					1211									1311	
London Waterloo (WAT)	15 a	1208				1220				1249	1308				1320	

**NOTES** (see introductory pages for explanation of train operator codes and standard symbols)

a Arrival time

d Departure time

D From Salisbury, see table 156

G To Brighton, see table 178

H To Gloucester, see table 133

# Weymouth, Bournemouth, Yarmouth (IOW), Lymington, Southampton, Portsmouth and Fareham to Winchester and London

## Mondays to Fridays

Operator	Train ID	XC 1M46 A		SW 1J24	SW 1B16	SW 1T42	SW 2R42 D	SW 2B44	SW 1J26	SW 1W58		SW 1J28	SW 1B20	SW 1T46	SW 2R46 D	SW 2B48	SW 1J30
Days of operation/Notes	1st Class/Reservations/Bus/Ferry	1st Class/Reservations/Bus/Ferry	1st Class/Reservations/Bus/Ferry	1st Class/Reservations/Bus/Ferry	1st Class/Reservations/Bus/Ferry	1st Class/Reservations/Bus/Ferry	1st Class/Reservations/Bus/Ferry	1st Class/Reservations/Bus/Ferry	1st Class/Reservations/Bus/Ferry	1st Class/Reservations/Bus/Ferry	1st Class/Reservations/Bus/Ferry	1st Class/Reservations/Bus/Ferry	1st Class/Reservations/Bus/Ferry	1st Class/Reservations/Bus/Ferry	1st Class/Reservations/Bus/Ferry	1st Class/Reservations/Bus/Ferry	1st Class/Reservations/Bus/Ferry
Catering facilities	Catering facilities	Catering facilities	Catering facilities	Catering facilities	Catering facilities	Catering facilities	Catering facilities	Catering facilities	Catering facilities	Catering facilities	Catering facilities	Catering facilities	Catering facilities	Catering facilities	Catering facilities	Catering facilities	Catering facilities
Weymouth (WEY)	d									1120							
Upwey (UPW)	d									1124							
Dorchester West (DCW)	a																
Dorchester South (DCH)	d									1133							
Moreton (Dorset) (MTN)	d									1139							
Wool (WOO)	d									1145							
Wareham (WRM)	d									1153							
Holton Heath (HOL)	d									1156							
Hamworthy (HAM)	d									1201							
Poole (POO)	4 a									1206							
Poole (POO)	4 d				1141					1207			1241				
Parkstone (Dorset) (PKS)	d				1145								1245				
Branksome (BSM)	d				1148								1248				
Bournemouth (BMH)	a				1154					1217			1254				
Bournemouth (BMH)	d	1145			1159			1205		1222			1259			1304	
Pokesdown (POK)	d							1209		1226						1308	
Christchurch (CHR)	d							1213		1230						1312	
Hinton Admiral (HNA)	d							1218								1317	
New Milton (NWM)	d							1222		1237						1321	
Sway (SWY)	d							1227								1326	
Yarmouth (I.O.W.) (YMH)	d		1105							1205							
Lymington Pier (LYP)	a		1145							1245							
Lymington Pier (LYP)	d			1157					1227			1257					1327
Lymington Town (LYT)	d			1159					1229			1259					1329
Brockenhurst (BCU)	3 a			1208	1213			1232	1238	1243		1308	1313			1331	1338
Brockenhurst (BCU)	3 d				1214			1233		1244			1314			1332	
Beaulieu Road (BEU)	d															1337	
Ashurst New Forest (ANF)	d							1240								1341	
Totton (TTN)	d							1245								1346	
Redbridge (RDB)	d						1227									1327	
Millbrook (Hants) (MBK)	d						1231									1331	
Southampton Central (SOU)	a	1214			1228		1234	1252		1258			1328		1334	1352	
Southampton Central (SOU)	d	1216			1230		1235	1255		1300			1330		1335	1355	
St Denys (SDN)	d						1240								1340		
Swaythling (SWG)	d						1243								1343		
Southampton Airport Parkway (SOA)	d	1223			1238		1246	1303		1308			1338		1346	1403	
Portsmouth Harbour (PMH)	d					1159								1259			
Portsmouth & Southsea (PMS)	d					1204								1304			
Fratton (FTN)	d					1208								1308			
Hilsea (HLS)	d					1212								1312			
Cosham (CSA)	d					1217								1317			
Portchester (PTC)	d					1222								1322			
Fareham (FRM)	d					1228								1328			
Botley (BOE)	d					1235								1335			
Hedge End (HDE)	d					1240								1340			
Eastleigh (ESL)	3 a					1246	1249	1307						1346	1350	1406	
Eastleigh (ESL)	3 d					1247	1250	1314						1347	1350	1414	
Chandlers Ford (CFR)	d						1255								1355		
Romsey (ROM)	a						1303								1403		
Shawford (SHW)	d							1319								1419	
Winchester (WIN)	d	1232			1248	1256		1324a		1318			1348	1356		1425a	
Micheldever (MIC)	d					1305								1405			
Basingstoke (BSK)	a	1247				1316				1334				1415			
Reading (RDG)	7 a	1305															
Fleet (FLE)	a																
Farnborough (Main) (FNB)	a					1330								1430			
Woking (WOK)	a				1320	1340							1420	1439			
Clapham Junction (CLJ)	10 a									1411							
London Waterloo (WAT)	15 a				1349	1408				1420			1449	1508			

**NOTES** (see introductory pages for explanation of train operator codes and standard symbols)

a Arrival time  
d Departure time

A To Manchester Piccadilly, see table 50  
D From Salisbury, see table 156

# Weymouth, Bournemouth, Yarmouth (IOW), Lymington, Southampton, Portsmouth and Fareham to Winchester and London

## Mondays to Fridays

Operator	SW	GW	XC		SW	SW	SW	SW	SW	SW	SW	SW	SW	SW	SW	SW	SW
Train ID	1W60	2V68	1M54		1J32	1B24	1T50	2R50	2B52	1J34	1W62	1J36	1B28	1T54	2R54	2B56	
Days of operation/Notes		H	A					D							D		
1st Class/Reservations/Bus/Ferry			1														
Catering facilities																	
Weymouth (WEY)	d	1220	1311								1320						
Upwey (UPW)	d	1224	1316								1324						
Dorchester West (DCW)	a		1323														
Dorchester South (DCH)	d	1233									1333						
Moreton (Dorset) (MTN)	d	1239									1339						
Wool (WOO)	d	1245									1345						
Wareham (WRM)	d	1253									1353						
Holton Heath (HOL)	d	1256									1356						
Hamworthy (HAM)	d	1301									1401						
Poole (POO)	4 a	1306									1406						
Poole (POO)	4 d	1307				1341					1407		1441				
Parkstone (Dorset) (PKS)	d					1345							1445				
Branksome (BSM)	d					1348							1448				
Bournemouth (BMH)	a	1317				1354					1417		1454				
Bournemouth (BMH)	d	1322		1345		1359			1405		1422		1459			1505	
Pokesdown (POK)	d	1326							1409		1426					1509	
Christchurch (CHR)	d	1330							1413		1430					1513	
Hinton Admiral (HNA)	d								1418							1518	
New Milton (NWM)	d	1337							1422		1437					1522	
Sway (SWY)	d								1427							1527	
Yarmouth (I.O.W.) (YMH)		d			1305												
Lymington Pier (LYP)		a			1345												
Lymington Pier (LYP)		d				1357				1427		1457					
Lymington Town (LYT)		d				1359				1429		1459					
Brockenhurst (BCU)	3 a	1343				1408	1413		1432	1438	1443	1508	1513			1532	
Brockenhurst (BCU)	3 d	1344					1414		1433		1444		1514			1533	
Beaulieu Road (BEU)		d															
Ashurst New Forest (ANF)		d							1440							1540	
Totton (TTN)		d							1445							1545	
Redbridge (RDB)		d						1421							1527		
Millbrook (Hants) (MBK)		d						1424							1531		
Southampton Central (SOU)		a	1358			1413	1428	1430	1453		1458		1528		1534	1553	
Southampton Central (SOU)		d	1400			1415	1430		1436	1455	1500		1530		1535	1555	
St Denys (SDN)		d							1440						1540		
Swaythling (SWG)		d							1443						1543		
Southampton Airport Parkwy (SOA)		d	1408			1422	1438		1446	1503	1508		1538		1546	1603	
Portsmouth Harbour (PMH)		d						1359						1459			
Portsmouth & Southsea (PMS)		d						1404						1504			
Fratton (FTN)		d						1408						1508			
Hilsea (HLS)		d						1412						1512			
Cosham (CSA)		d						1417						1517			
Portchester (PTC)		d						1422						1522			
Fareham (FRM)		d						1428						1528			
Botley (BOE)		d						1435						1535			
Hedge End (HDE)		d						1440						1540			
Eastleigh (ESL)		3 a						1446	1449	1509				1546	1549	1608	
Eastleigh (ESL)		3 d						1447	1449	1511				1547	1550	1614	
Chandlers Ford (CFR)		d							1455						1555		
Romsey (ROM)		a							1503						1603		
Shawford (SHW)		d							1516							1619	
Winchester (WIN)		d	1418			1448	1457		1521a		1518		1548	1556		1624a	
Micheldever (MIC)		d					1505							1605			
Basingstoke (BSK)		a	1434				1516				1535			1615			
Reading (RDG)		7 a															
Fleet (FLE)		a															
Farnborough (Main) (FNB)		a					1530							1630			
Woking (WOK)		a				1519	1539						1619	1639			
Clapham Junction (CLJ)		10 a	1511								1611						
London Waterloo (WAT)		15 a	1519			1552	1608				1619		1649	1708			

**NOTES** (see introductory pages for explanation of train operator codes and standard symbols)

a Arrival time  
d Departure time

A To Manchester Piccadilly, see table 50  
D From Salisbury, see table 156  
H To Gloucester, see table 133



# Weymouth, Bournemouth, Yarmouth (IOW), Lymington, Southampton, Portsmouth and Fareham to Winchester and London

## Mondays to Fridays

Operator	SW	SW	GW	XC		SW	SW	SW	SW	SW	SW	SW	XC	SW	SW	SW
Train ID	1J38	1W64	2V72	1M62		1J40	1B30	1T58	2R58	2B60	1J42	1W66	1M66	2B06	1J44	1B32
Days of operation/Notes																
1st Class/Reservations/Bus/Ferry																
Catering facilities																
Weymouth (WEY)	d	1420	1455									1520				
Upwey (UPW)	d	1424	1500									1524				
Dorchester West (DCW)	a		1507													
Dorchester South (DCH)	d	1433										1533				
Moreton (Dorset) (MTN)	d	1439										1539				
Wool (WOO)	d	1445										1545				
Wareham (WRM)	d	1453										1553				
Holton Heath (HOL)	d	1456										1556				
Hamworthy (HAM)	d	1501										1601				
Poole (POO)	4 a	1506										1606				
Poole (POO)	4 d	1507					1541					1607				1641
Parkstone (Dorset) (PKS)	d						1545									1645
Branksome (BSM)	d						1548									1648
Bournemouth (BMH)	a	1517					1554					1617				1654
Bournemouth (BMH)	d	1522		1545			1559			1605		1622	1645			1659
Pokesdown (POK)	d	1526								1609		1626				
Christchurch (CHR)	d	1530								1613		1630				
Hinton Admiral (HNA)	d									1618						
New Milton (NWM)	d	1537								1622		1637				
Sway (SWY)	d									1627						
Yarmouth (I.O.W.) (YMH)	d				1505											
Lymington Pier (LYP)	a				1545											
Lymington Pier (LYP)	d	1527				1557					1627				1659	
Lymington Town (LYT)	d	1529				1559					1629				1701	
Brockenhurst (BCU)	3 a	1538	1543			1608	1613			1632	1638	1643			1709	1713
Brockenhurst (BCU)	3 d		1544				1614			1633		1644				1714
Beaulieu Road (BEU)	d															
Ashurst New Forest (ANF)	d									1640						
Totton (TTN)	d									1645						
Redbridge (RDB)	d								1627							
Millbrook (Hants) (MBK)	d								1631							
Southampton Central (SOU)	a	1558		1614		1628			1634	1651		1658	1713			1728
Southampton Central (SOU)	d	1600		1617		1630			1635	1652		1700	1717	1724		1730
St Denys (SDN)	d								1640	1657						
Swaythling (SWG)	d								1643	1700						
Southampton Airport Parkway (SOA)	d	1608		1624		1638			1646	1704		1708	1724	1731		1738
Portsmouth Harbour (PMH)	d						1559									
Portsmouth & Southsea (PMS)	d						1604									
Fratton (FTN)	d						1608									
Hilsea (HLS)	d						1612									
Cosham (CSA)	d						1617									
Portchester (PTC)	d						1622									
Fareham (FRM)	d						1628									
Botley (BOE)	d						1635									
Hedge End (HDE)	d						1640									
Eastleigh (ESL)	3 a						1646	1649	1707					1736		
Eastleigh (ESL)	3 d						1647	1650	1714							
Chandlers Ford (CFR)	d							1655								
Romsey (ROM)	a							1703								
Shawford (SHW)	d								1719							
Winchester (WIN)	d	1618		1633		1648	1656		1724a		1718	1733				1748
Micheldever (MIC)	d						1705									
Basingstoke (BSK)	a	1634		1647			1715				1734	1747				
Reading (RDG)	7 a			1706								1808				
Fleet (FLE)	a															
Farnborough (Main) (FNB)	a							1730								
Woking (WOK)	a					1720	1739									1819
Clapham Junction (CLJ)	10 a	1712									1811					
London Waterloo (WAT)	15 a	1724				1756	1812				1819					1849

**NOTES** (see introductory pages for explanation of train operator codes and standard symbols)

a Arrival time  
d Departure time

A To Manchester Piccadilly, see table 50  
D From Salisbury, see table 156  
H To Gloucester, see table 133

# Weymouth, Bournemouth, Yarmouth (IOW), Lymington, Southampton, Portsmouth and Fareham to Winchester and London

## Mondays to Fridays

Operator	SW 1T62	SW 2R62 D	SW 1B64	SW 1J46	SW 1W68		SW 1J48	SW 1B34	SW 1T66	SW 2R66 D	SW 1B68	SW 1J50	SW 1W70	GW 2V94 J	XC 1M74 A	SW 1B36
Train ID																
Days of operation/Notes																
1st Class/Reservations/Bus/Ferry																
Catering facilities																
Weymouth (WEY)	d				1620								1720	1730		
Upwey (UPW)	d				1624								1724	1735		
Dorchester West (DCW)	a													1742		
Dorchester South (DCH)	d				1633								1733			
Moreton (Dorset) (MTN)	d				1639								1739			
Wool (WOO)	d				1645								1745			
Wareham (WRM)	d				1653								1753			
Holton Heath (HOL)	d				1656								1756			
Hamworthy (HAM)	d				1701								1801			
Poole (POO)	4 a				1706								1806			
Poole (POO)	4 d				1707			1741					1807			1841
Parkstone (Dorset) (PKS)	d							1745								1845
Branksome (BSM)	d							1748								1848
Bournemouth (BMH)	a				1718			1754					1817			1854
Bournemouth (BMH)	d			1705	1722			1759			1805		1822		1845	1859
Pokesdown (POK)	d			1709	1726						1809		1826			
Christchurch (CHR)	d			1713	1730						1813		1830			
Hinton Admiral (HNA)	d			1718							1818					
New Milton (NWM)	d			1722	1737						1822		1837			
Sway (SWY)	d			1727							1827					
Yarmouth (I.O.W.) (YMH)	d					1705										
Lymington Pier (LYP)	a					1745										
Lymington Pier (LYP)	d				1729			1759					1829			
Lymington Town (LYT)	d				1731			1801					1831			
Brockenhurst (BCU)	3 a			1732	1739	1743		1809	1813		1832	1839	1843		1859	1913
Brockenhurst (BCU)	3 d			1733		1744			1814		1833		1844		1900	1914
Beaulieu Road (BEU)	d			1738							1838					
Ashurst New Forest (ANF)	d			1742							1842					
Totton (TTN)	d			1747							1847					
Redbridge (RDB)	d		1727								1827					
Millbrook (Hants) (MBK)	d		1731								1831					
Southampton Central (SOU)	a		1733	1753	1758			1828			1834	1853	1859		1913	1928
Southampton Central (SOU)	d		1735	1755	1800			1830			1835	1855	1900		1917	1930
St Denys (SDN)	d		1740								1840					
Swaythling (SWG)	d		1743								1843					
Southampton Airport Parkway (SOA)	d		1746	1803	1808			1838			1846	1903	1908		1924	1938
Portsmouth Harbour (PMH)	d	1659							1759							
Portsmouth & Southsea (PMS)	d	1704							1804							
Fratton (FTN)	d	1708							1808							
Hilsea (HLS)	d	1712							1812							
Cosham (CSA)	d	1717							1817							
Portchester (PTC)	d	1722							1822							
Fareham (FRM)	d	1728							1828							
Botley (BOE)	d	1735							1835							
Hedge End (HDE)	d	1740							1840							
Eastleigh (ESL)	3 a	1746	1749	1806					1846	1849	1906					
Eastleigh (ESL)	3 d	1747	1750	1812					1847	1850	1914					
Chandlers Ford (CFR)	d		1755						1855							
Romsey (ROM)	a		1803						1904							
Shawford (SHW)	d			1817							1919					
Winchester (WIN)	d	1755		1823	1818			1848	1856		1925		1918			1948
Micheldever (MIC)	d	1805							1905							
Basingstoke (BSK)	a	1815		1840	1834				1915		1941		1934		1947	
Reading (RDG)	7 a														2006	
Fleet (FLE)	a															
Farnborough (Main) (FNB)	a	1830							1931							
Woking (WOK)	a	1840						1925	1941							2021
Clapham Junction (CLJ)	10 a				1911								2011			
London Waterloo (WAT)	15 a	1909			1919			1952	2009				2021			2049

**NOTES** (see introductory pages for explanation of train operator codes and standard symbols)

a Arrival time  
d Departure time

A To Manchester Piccadilly, see table 50  
D From Salisbury, see table 156  
J To Bristol Temple Meads, see table 133

# Weymouth, Bournemouth, Yarmouth (IOW), Lymington, Southampton, Portsmouth and Fareham to Winchester and London

## Mondays to Fridays

Operator	SW	SW	SW	SW	SW	SW	XC	SW	SW	SW		SW	SW	SW	SW	SW
Train ID	1T70	2R70	1J52	2B72	1W72	1J54	1M78	1B38	2T62	2R74		1J56	2B76	1W74	1J58	1B40
Days of operation/Notes	D	D	D	D	D	D	K	D	L	D		D	D	D	D	D
1st Class/Reservations/Bus/Ferry	1	1	1	1	1	1	1	1	1	1		1	1	1	1	1
Weymouth (WEY)	d				1820									1920		
Upwey (UPW)	d				1824									1924		
Dorchester West (DCW)	a															
Dorchester South (DCH)	d				1833									1937e		
Moreton (Dorset) (MTN)	d				1839									1943		
Wool (WOO)	d				1845									1949		
Wareham (WRM)	d				1853									1957		
Holton Heath (HOL)	d				1856											
Hamworthy (HAM)	d				1901									2003		
Poole (POO)	4 a				1906									2008		
Poole (POO)	4 d			1850	1907			1941					1950	2009		2041
Parkstone (Dorset) (PKS)	d			1854				1945					1954			2045
Branksome (BSM)	d			1857				1948					1957			2048
Bournemouth (BMH)	a			1902	1917			1954					2002	2018		2054
Bournemouth (BMH)	d			1905	1922		1945	1959					2005	2022		2059
Pokesdown (POK)	d			1909	1926								2009	2026		
Christchurch (CHR)	d			1913	1930								2013	2030		
Hinton Admiral (HNA)	d			1918									2018			
New Milton (NWM)	d			1922	1937								2022	2037		
Sway (SWY)	d			1927									2027			
Yarmouth (I.O.W.) (YMH)	d										1900					
Lymington Pier (LYP)	a										1940					
Lymington Pier (LYP)	d		1903			1933						2003			2033	
Lymington Town (LYT)	d		1905			1935						2005			2035	
Brockenhurst (BCU)	3 a		1914	1932	1943	1944		2013				2014	2032	2043	2044	2113
Brockenhurst (BCU)	3 d			1933	1944			2014					2033	2044		2114
Beaulieu Road (BEU)	d												2038			
Ashurst New Forest (ANF)	d			1940									2042			
Totton (TTN)	d			1945									2047			
Redbridge (RDB)	d	1927								2027						
Millbrook (Hants) (MBK)	d	1931								2031						
Southampton Central (SOU)	a	1934		1951	1958		2013	2029		2034			2053	2058		2128
Southampton Central (SOU)	d	1935		1955	2000		2016	2030		2035			2055	2100		2130
St Denys (SDN)	d	1940								2040						
Swaythling (SWG)	d	1943								2043						
Southampton Airport Parkway (SOA)	4 d	1946		2003	2008		2023	2038		2046			2103	2108		2138
Portsmouth Harbour (PMH)	d	1859							1959							
Portsmouth & Southsea (PMS)	d	1904							2004							
Fratton (FTN)	d	1908							2008							
Hilsea (HLS)	d	1912							2012							
Cosham (CSA)	d	1917							2017							
Portchester (PTC)	d	1922							2022							
Fareham (FRM)	d	1928							2028							
Botley (BOE)	d	1935							2035							
Hedge End (HDE)	d	1940							2040							
Eastleigh (ESL)	3 a	1946	1950		2006				2047	2049			2106			
Eastleigh (ESL)	3 d	1947	1950		2013				2048	2050			2112			
Chandlers Ford (CFR)	d		1956							2055						
Romsey (ROM)	a		2003							2103						
Shawford (SHW)	d			2018					2054				2118			
Winchester (WIN)	d	1956		2023a	2018			2048	2100				2123a	2118		2148
Micheldever (MIC)	d	2005							2109							
Basingstoke (BSK)	a	2015			2034		2048		2122					2134		
Reading (RDG)	7 a						2107									
Fleet (FLE)	a								2140							
Farnborough (Main) (FNB)	a	2029							2145							
Woking (WOK)	a	2039						2121	2158					2153		2223
Clapham Junction (CLJ)	10 a				2111									2213		
London Waterloo (WAT)	15 a	2113			2127			2151	2234					2221		2249

**NOTES** (see introductory pages for explanation of train operator codes and standard symbols)

- a Arrival time
- d Departure time
- e Arrives 6 minutes earlier

D From Salisbury, see table 156

K To Birmingham New Street, see table 50

L Also calls at Hook 2131, Winchfield 2135, Brookwood 2153, Weybridge 2205, Walton-On-Thames 2209 and Surbiton 2216

# Weymouth, Bournemouth, Yarmouth (IOW), Lymington, Southampton, Portsmouth and Fareham to Winchester and London

## Mondays to Fridays

Operator	SW	SW	GW	SW	SW	GW	SW	SW	SW	SW		SW	SW	SW	SW	SW
Train ID	2T64	2R78	2M95	1J60	1W78	2V82	1J62	2T66	2R82			1J64	1W82	2W84	1J66	2R99
Days of operation/Notes	M	D	J			J			D							D
1st Class/Reservations/Bus/Ferry	1	1		1	1	1	1	1	1			1	1	1	1	1
Weymouth (WEY)	d				2007	2015							2100	2230		
Upwey (UPW)	d				2011	2020							2104	2234		
Dorchester West (DCW)	a					2027										
Dorchester South (DCH)	d				2021c								2112	2243		
Moreton (Dorset) (MTN)	d				2027								2118	2249		
Wool (WOO)	d				2033								2124	2255		
Wareham (WRM)	d				2042c								2132	2302		
Holton Heath (HOL)	d															
Hamworthy (HAM)	d				2048								2138	2309		
Poole (POO)	4 a				2053								2143	2313		
Poole (POO)	4 d				2054								2144	2314		
Parkstone (Dorset) (PKS)	d				2058								2148	2318		
Branksome (BSM)	d				2101								2151	2322		
Bournemouth (BMH)	a				2107								2157	2331		
Bournemouth (BMH)	d				2112								2212			
Pokesdown (POK)	d				2116								2216			
Christchurch (CHR)	d				2120								2220			
Hinton Admiral (HNA)	d				2125								2225			
New Milton (NWM)	d				2129								2229			
Sway (SWY)	d				2134								2234			
Yarmouth (I.O.W.) (YMH)	d									2110						
Lymington Pier (LYP)	a									2150						
Lymington Pier (LYP)	d			2103			2133					2203			2236	
Lymington Town (LYT)	d			2105			2135					2205			2238	
Brockenhurst (BCU)	3 a			2114	2138		2144					2214	2238		2247	
Brockenhurst (BCU)	3 d				2139								2239			
Beaulieu Road (BEU)	d															
Ashurst New Forest (ANF)	d				2147								2247			
Totton (TTN)	d				2152								2252			
Redbridge (RDB)	d		2127							2227						2316
Millbrook (Hants) (MBK)	d		2131							2231						2319
Southampton Central (SOU)	a		2134		2157					2234			2257			2322
Southampton Central (SOU)	d		2135		2200					2235			2300			2323
St Denys (SDN)	d		2140							2240						2328
Swaythling (SWG)	d		2143							2243						2331
Southampton Airport Parkway (SOA)	4 d		2146		2208					2246			2308			2334
Portsmouth Harbour (PMH)	d	2059		2123					2154							
Portsmouth & Southsea (PMS)	d	2104		2127					2159							
Fratton (FTN)	d	2108		2131					2203							
Hilsea (HLS)	d	2112							2207							
Cosham (CSA)	d	2117							2212							
Portchester (PTC)	d	2122							2217							
Fareham (FRM)	d	2128		2147c					2223							
Botley (BOE)	d	2135							2231							
Hedge End (HDE)	d	2140							2235							
Eastleigh (ESL)	3 a	2146	2149	2202		2211			2242	2249			2311			2337
Eastleigh (ESL)	3 d	2147	2150			2212			2250				2312			2338
Chandlers Ford (CFR)	d		2155						2255							2343
Romsey (ROM)	a		2203						2304							2350
Shawford (SHW)	d				2218								2318			
Winchester (WIN)	d	2156			2224								2323a			
Micheldever (MIC)	d	2205														
Basingstoke (BSK)	a	2215			2240											
Reading (RDG)	7 a															
Fleet (FLE)	a	2240														
Farnborough (Main) (FNB)	a	2245														
Woking (WOK)	a	2258				2259										
Clapham Junction (CLJ)	10 a				2323											
London Waterloo (WAT)	15 a	2335			2331											

**NOTES** (see introductory pages for explanation of train operator codes and standard symbols)

- a Arrival time
- d Departure time
- c Arrives 3 minutes earlier

D From Salisbury, see table 156

J To Bristol Temple Meads, see table 133

M Also calls at Hook 2231, Winchfield 2235, Brookwood 2253, Weybridge 2305, Walton-On-Thames 2309 and Surbiton 2316

# Weymouth, Bournemouth, Yarmouth (IOW), Lymington, Southampton, Portsmouth and Fareham to Winchester and London

## Saturdays

	Operator	SW	SW	SW	SW	SW	XC	SW	SW	SW	SW	SW	SW	SW	SW	SW	SW
	Train ID	2B14	2T14	2B16	1B14	2Y18	1M22	2R18	2T18	1B16	2T18	2R18	1J02	2B18	1J04	1W92	1T24
	Days of operation/Notes	A		B			C	E	D		D	E					
	1st Class/Reservations/Bus/Ferry	1	1	1	1	1	1◇	1	1	1	1	1	1	1	1	1	1
Weymouth (WEY)	d															0542	
Upwey (UPW)	d																
Dorchester West (DCW)	a																
Dorchester South (DCH)	d															0552	
Moreton (Dorset) (MTN)	d																
Wool (WOO)	d															0602	
Wareham (WRM)	d															0610	
Holton Heath (HOL)	d															0613	
Hamworthy (HAM)	d															0618	
Poole (POO)	4 a															0623	
Poole (POO)	4 d									0526						0624	
Parkstone (Dorset) (PKS)	d									0530						0628	
Branksome (BSM)	d									0534						0631	
Bournemouth (BMH)	a									0540						0637	
Bournemouth (BMH)	d									0542						0642	
Pokesdown (POK)	d									0546						0646	
Christchurch (CHR)	d									0550						0650	
Hinton Admiral (HNA)	d									0555						0655	
New Milton (NWM)	d									0600						0700	
Sway (SWY)	d									0605						0705	
Yarmouth (I.O.W.) (YMH)	⚓ d																
Lymington Pier (LYP)	⚓ a																
Lymington Pier (LYP)	d												0627		0657		
Lymington Town (LYT)	d												0629		0659		
Brockenhurst (BCU)	3 a									0609			0637		0707	0710	
Brockenhurst (BCU)	3 d									0610						0710	
Beaulieu Road (BEU)	d																
Ashurst New Forest (ANF)	d									0618						0718	
Totton (TTN)	d									0623						0723	
Redbridge (RDB)	d							0616									
Millbrook (Hants) (MBK)	d							0620									
Southampton Central (SOU)	a							0623		0629		↩				0728	
Southampton Central (SOU)	d	0512		0530	0600		0617	0635		0630		0635		0700		0730	
St Denys (SDN)	d			0535				↩				0640					
Swaythling (SWG)	d			0538								0643					
Southampton Airport Parkwy (SOA)	✈ d	0520		0541	0608		0624			0638		0646		0708		0738	
Portsmouth Harbour (PMH)	⚓ d					0540			0548								0659
Portsmouth & Southsea (PMS)	d					0544			0553								0704
Fratton (FTN)	d					0548			0557								0708
Hilsea (HLS)	d								0601								0712
Cosham (CSA)	d		0509			0556			0606								0717
Portchester (PTC)	d		0514						0611								0722
Fareham (FRM)	d		0520			0604			0617								0728
Botley (BOE)	d		0527						0624								0735
Hedge End (HDE)	d		0532						0629								0740
Eastleigh (ESL)	3 a	0523	0538	0545	0611	0617		0637	0641	↩	0649			0711			0746
Eastleigh (ESL)	3 d	0524		0546	0613			0647	0642	0647	0650			0713			0747
Chandlers Ford (CFR)	d							↩			0655						
Romsey (ROM)	a										0703						
Shawford (SHW)	d			0552							0653				0718		
Winchester (WIN)	d	0534		0600c	0623		0633			0651	0700			0724		0748	0756
Micheldever (MIC)	d			0608							0708						0805
Basingstoke (BSK)	a	0550		0618	0639		0647			0707	0719			0740			0815
Reading (RDG)	7 a						0707										
Fleet (FLE)	a	0610		0640							0740			0754			
Farnborough (Main) (FNB)	a	0615		0645							0745			0759			0830
Woking (WOK)	a	0628		0658	0659					0726	0758					0821	0839
Clapham Junction (CLJ)	10 a	0657													0827		
London Waterloo (WAT)	⚡ 15 a	0709		0735	0729					0752	0840			0838		0849	0909

**NOTES** (see introductory pages for explanation of train operator codes and standard symbols)

- a Arrival time
- d Departure time
- c Arrives 3 minutes earlier

- A Also calls at Hook 0601, Winfield 0605, Brookwood 0623, Weybridge 0635, Walton-On-Thames 0639 and Surbiton 0646
- B Also calls at Hook 0631, Winfield 0635, Brookwood 0653, Weybridge 0705, Walton-On-Thames 0709 and Surbiton 0716
- C To Manchester Piccadilly, see table 50
- D Also calls at Hook 0731, Winfield 0735, Brookwood 0753, Weybridge 0805, Walton-On-Thames 0809 and Surbiton 0816
- E From Romsey, see table 156

# Weymouth, Bournemouth, Yarmouth (IOW), Lymington, Southampton, Portsmouth and Fareham to Winchester and London

## Saturdays

Operator	SW 2R22	SW 2B24		SW 1J06	SW 1W48	GW 2V85	XC 1M30	SW 1J08	SW 1W94	SW 1T26	SW 2R26	SW 2B28	SW 1J10	SW 1W50	SW 1J12	SW 1W06
Train ID	F	F		F	F	G	C	F	F	F	F	F	F	F	F	F
Days of operation/Notes																
1st Class/Reservations/Bus/Ferry																
Catering facilities																
Weymouth (WEY)	d				0620	0638			0655					0720		0803
Upwey (UPW)	d				0624	0643			0659					0724		
Dorchester West (DCW)	a					0651										
Dorchester South (DCH)	d				0633				0707					0733		0813
Moreton (Dorset) (MTN)	d				0639				0714					0739		
Wool (WOO)	d				0645				0720					0745		
Wareham (WRM)	d				0653				0727					0753		0828
Holton Heath (HOL)	d				0656				0731					0756		
Hamworthy (HAM)	d				0701				0736					0801		0835
Poole (POO)	4 a				0706				0740					0806		0839
Poole (POO)	4 d	0650			0707				0741			0750		0807		0840
Parkstone (Dorset) (PKS)	d	0654							0745			0754				0844
Branksome (BSM)	d	0657							0749			0757				0848
Bournemouth (BMH)	a	0702			0717				0754			0802		0817		0854
Bournemouth (BMH)	d	0705			0722		0747		0759			0805		0822		0859
Pokesdown (POK)	d	0709			0726							0809		0826		
Christchurch (CHR)	d	0713			0730							0813		0830		
Hinton Admiral (HNA)	d	0718										0818				
New Milton (NWM)	d	0722			0737							0822		0837		
Sway (SWY)	d	0727										0827				
Yarmouth (I.O.W.) (YMH)	d		0630													
Lymington Pier (LYP)	a		0710													
Lymington Pier (LYP)	d			0727				0757					0827		0857	
Lymington Town (LYT)	d			0729				0759					0829		0859	
Brockenhurst (BCU)	3 a	0732		0737	0743			0807	0813			0832	0837	0843	0907	0913
Brockenhurst (BCU)	3 d	0733			0744				0814			0833		0844		0914
Beaulieu Road (BEU)	d															
Ashurst New Forest (ANF)	d	0740										0840				
Totton (TTN)	d	0745										0845				
Redbridge (RDB)	d	0721										0821				
Millbrook (Hants) (MBK)	d	0724										0824				
Southampton Central (SOU)	a	0731	0752		0758		0815		0828			0828	0852	0858		0928
Southampton Central (SOU)	d	0735	0755		0800		0817		0830			0835	0855	0900		0930
St Denys (SDN)	d	0740										0840				
Swaythling (SWG)	d	0743										0843				
Southampton Airport Parkway (SOA)	d	0746	0803		0808		0825		0838			0846	0903	0908		0938
Portsmouth Harbour (PMH)	d									0759						
Portsmouth & Southsea (PMS)	d									0804						
Fratton (FTN)	d									0808						
Hilsea (HLS)	d									0812						
Cosham (CSA)	d									0817						
Portchester (PTC)	d									0822						
Fareham (FRM)	d									0828						
Botley (BOE)	d									0835						
Hedge End (HDE)	d									0840						
Eastleigh (ESL)	3 a	0749	0806							0846	0849	0906				
Eastleigh (ESL)	3 d	0750	0814							0846	0850	0914				
Chandlers Ford (CFR)	d	0755									0855					
Romsey (ROM)	a	0803									0903					
Shawford (SHW)	d	0819										0919				
Winchester (WIN)	d	0824a			0818		0833		0848	0856		0924a		0918		0948
Micheldever (MIC)	d									0905						
Basingstoke (BSK)	a				0834		0848			0915				0935		
Reading (RDG)	7 a						0906									
Fleet (FLE)	a															
Farnborough (Main) (FNB)	a									0930						
Woking (WOK)	a								0919	0939						1019
Clapham Junction (CLJ)	10 a				0911									1011		
London Waterloo (WAT)	15 a				0919				0949	1008				1019		1049

**NOTES** (see introductory pages for explanation of train operator codes and standard symbols)









a Arrival time  
d Departure time

C To Manchester Piccadilly, see table 50  
F From Salisbury, see table 156  
G To Bristol Temple Meads, see table 133



# Weymouth, Bournemouth, Yarmouth (IOW), Lymington, Southampton, Portsmouth and Fareham to Winchester and London

## Saturdays

Operator	SW	SW	SW		SW	SW	GW	XC	SW	SW	SW	SW	SW	SW	SW	SW
Train ID	1T30	2R30	2B32		1J14	1W52	2V60	1M38	1J16	1W08	1T34	2R34	2B36	1J18	1W54	1J20
Days of operation/Notes	F	F	F		F	F	H	C	F	F	F	F	F	F	F	F
1st Class/Reservations/Bus/Ferry																
Catering facilities																
Weymouth (WEY)	d					0820	0846			0903					0920	
Upwey (UPW)	d					0824	0851								0924	
Dorchester West (DCW)	a						0859									
Dorchester South (DCH)	d					0833				0913					0933	
Moreton (Dorset) (MTN)	d					0839									0939	
Wool (WOO)	d					0845									0945	
Wareham (WRM)	d					0853				0928					0953	
Holton Heath (HOL)	d					0856									0956	
Hamworthy (HAM)	d					0901				0935					1001	
Poole (POO)	4 a					0906				0939					1006	
Poole (POO)	4 d			0850		0907				0940			0950		1007	
Parkstone (Dorset) (PKS)	d			0854						0944			0954			
Branksome (BSM)	d			0857						0948			0957			
Bournemouth (BMH)	a			0903		0917				0954			1002		1017	
Bournemouth (BMH)	d			0905		0922		0947		0959			1005		1022	
Pokesdown (POK)	d			0909		0926							1009		1026	
Christchurch (CHR)	d			0913		0930							1013		1030	
Hinton Admiral (HNA)	d			0918									1018			
New Milton (NWM)	d			0922		0937							1022		1037	
Sway (SWY)	d			0927									1027			
Yarmouth (I.O.W.) (YMH)	 d				0845											
Lymington Pier (LYP)	 a				0925											
Lymington Pier (LYP)	d					0927				0957				1027		1057
Lymington Town (LYT)	d					0929				0959				1029		1059
Brockenhurst (BCU)	3 a			0932		0937	0943	1001	1007	1013			1032	1037	1043	1107
Brockenhurst (BCU)	3 d			0933			0944	1002		1014			1033		1044	
Beaulieu Road (BEU)	d			0938												
Ashurst New Forest (ANF)	d			0942									1040			
Totton (TTN)	d			0947									1045			
Redbridge (RDB)	d		0927										1027			
Millbrook (Hants) (MBK)	d		0931										1031			
Southampton Central (SOU)	a		0934	0953		0958		1015		1028			1034	1053	1058	
Southampton Central (SOU)	d		0935	0955		1000		1017		1030			1035	1055	1100	
St Denys (SDN)	d		0940										1040			
Swaythling (SWG)	d		0943										1043			
Southampton Airport Parkwy (SOA)	 d		0946	1003		1008		1025		1038			1046	1103	1108	
Portsmouth Harbour (PMH)	 d	0859									0959					
Portsmouth & Southsea (PMS)	d	0904									1004					
Fratton (FTN)	d	0908									1008					
Hilsea (HLS)	d	0912									1012					
Cosham (CSA)	d	0917									1017					
Portchester (PTC)	d	0922									1022					
Fareham (FRM)	d	0928									1028					
Botley (BOE)	d	0935									1035					
Hedge End (HDE)	d	0940									1040					
Eastleigh (ESL)	3 a	0946	0949	1006							1046	1049	1106			
Eastleigh (ESL)	3 d	0947	0950	1014							1047	1050	1114			
Chandlers Ford (CFR)	d		0955									1055				
Romsey (ROM)	a		1003									1103				
Shawford (SHW)	d			1019									1119			
Winchester (WIN)	d	0956		1024a		1018		1033		1048	1056		1124a		1118	
Micheldever (MIC)	d	1005									1105					
Basingstoke (BSK)	a	1015				1034		1048			1115				1134	
Reading (RDG)	7 a							1105								
Fleet (FLE)	a															
Farnborough (Main) (FNB)	a	1030									1129					
Woking (WOK)	a	1039								1119	1140					
Clapham Junction (CLJ)	10 a					1111									1211	
London Waterloo (WAT)	 15 a	1108				1119				1149	1213				1223	

**NOTES** (see introductory pages for explanation of train operator codes and standard symbols)

a Arrival time  
d Departure time

C To Manchester Piccadilly, see table 50  
F From Salisbury, see table 156  
H To Gloucester, see table 133

# Weymouth, Bournemouth, Yarmouth (IOW), Lymington, Southampton, Portsmouth and Fareham to Winchester and London

## Saturdays

Operator	SW	SW	SW	SW	SW	SW	XC		SW	SW	GW	SW	SW	SW	SW	SW
Train ID	1W12	1T38	2R38	2B40	1J22	1W56	1M46		1J24	1W16	2V64	1T42	2R42	2B44	1J26	1W58
Days of operation/Notes			F				C				H		F			
1st Class/Reservations/Bus/Ferry																
Catering facilities																
Weymouth (WEY)	d	1003				1020				1103	1110					1120
Upwey (UPW)	d					1024					1115					1124
Dorchester West (DCW)	a										1123					
Dorchester South (DCH)	d	1013				1033				1113						1133
Moreton (Dorset) (MTN)	d					1039										1139
Wool (WOO)	d					1045										1145
Wareham (WRM)	d	1028				1053				1128						1153
Holton Heath (HOL)	d					1056										1156
Hamworthy (HAM)	d	1035				1101				1135						1201
Poole (POO)	4 a	1039				1106				1139						1206
Poole (POO)	4 d	1040			1050	1107				1140				1150		1207
Parkstone (Dorset) (PKS)	d	1044			1054					1144				1154		
Branksome (BSM)	d	1048			1057					1148				1157		
Bournemouth (BMH)	a	1054			1102	1117				1154				1202		1217
Bournemouth (BMH)	d	1059			1105	1122	1147			1159				1205		1222
Pokesdown (POK)	d				1109	1126								1209		1226
Christchurch (CHR)	d				1113	1130								1213		1230
Hinton Admiral (HNA)	d				1118									1218		
New Milton (NWM)	d				1122	1137								1222		1237
Sway (SWY)	d				1127									1227		
Yarmouth (I.O.W.) (YMH)	d							1100								
Lymington Pier (LYP)	a							1140								
Lymington Pier (LYP)	d				1127				1157						1227	
Lymington Town (LYT)	d				1129				1159						1229	
Brockenhurst (BCU)	3 a	1113			1132	1137	1143		1207	1213				1232	1237	1243
Brockenhurst (BCU)	3 d	1114			1133		1144			1214				1233		1244
Beaulieu Road (BEU)	d				1138											
Ashurst New Forest (ANF)	d				1142									1240		
Totton (TTN)	d				1148									1245		
Redbridge (RDB)	d			1127									1227			
Millbrook (Hants) (MBK)	d			1131									1231			
Southampton Central (SOU)	a	1128		1134	1154	1158	1215			1228			1234	1251		1258
Southampton Central (SOU)	d	1130		1135	1156	1200	1217			1230			1235	1255		1300
St Denys (SDN)	d			1140									1240			
Swaythling (SWG)	d			1143									1243			
Southampton Airport Parkway (SOA)	4 d	1138		1146	1204	1208	1225			1238			1246	1303		1308
Portsmouth Harbour (PMH)	d		1059									1159				
Portsmouth & Southsea (PMS)	d		1104									1204				
Fratton (FTN)	d		1108									1208				
Hilsea (HLS)	d		1112									1212				
Cosham (CSA)	d		1117									1217				
Portchester (PTC)	d		1122									1222				
Fareham (FRM)	d		1128									1228				
Botley (BOE)	d		1135									1235				
Hedge End (HDE)	d		1140									1240				
Eastleigh (ESL)	3 a		1146	1149	1207							1246	1249	1306		
Eastleigh (ESL)	3 d		1147	1150	1214							1247	1250	1314		
Chandlers Ford (CFR)	d			1155								1255				
Romsey (ROM)	a			1203								1303				
Shawford (SHW)	d			1219										1319		
Winchester (WIN)	d	1148	1156	1224a		1218	1233			1248		1256		1324a		1318
Micheldever (MIC)	d		1205									1305				
Basingstoke (BSK)	a		1215			1234	1248					1315				1334
Reading (RDG)	7 a						1305									
Fleet (FLE)	a															
Farnborough (Main) (FNB)	a		1229									1330				
Woking (WOK)	a	1220	1239							1319		1339				
Clapham Junction (CLJ)	10 a					1311										1411
London Waterloo (WAT)	15 a	1253	1315			1321				1351		1415				1421

**NOTES** (see introductory pages for explanation of train operator codes and standard symbols)

a Arrival time  
d Departure time

C To Manchester Piccadilly, see table 50  
F From Salisbury, see table 156  
H To Gloucester, see table 133

# Weymouth, Bournemouth, Yarmouth (IOW), Lymington, Southampton, Portsmouth and Fareham to Winchester and London

## Saturdays

Operator	SW	SW	SW	SW	SW	SW	SW	XC	SN		SW	SW	GW	SW	SW	SW
Train ID	1J28	1W18	1T46	2R46	2B48	1J30	1W60	1M54	1Y65		1J32	1W20	2V68	1T50	2R50	2B52
Days of operation/Notes				F				C	J				H		F	
1st Class/Reservations/Bus/Ferry								◇								
Catering facilities								☼								
Weymouth (WEY)	d	1203					1220					1303	1310			
Upwey (UPW)	d						1224						1315			
Dorchester West (DCW)	a												1323			
Dorchester South (DCH)	d	1213					1233					1313				
Moreton (Dorset) (MTN)	d						1239									
Wool (WOO)	d						1245									
Wareham (WRM)	d	1228					1253					1328				
Holton Heath (HOL)	d						1256									
Hamworthy (HAM)	d	1235					1301					1335				
Poole (POO)	4 a	1239					1306					1339				
Poole (POO)	4 d	1240			1250		1307					1340				1350
Parkstone (Dorset) (PKS)	d	1244			1254							1344				1354
Branksome (BSM)	d	1248			1257							1348				1357
Bournemouth (BMH)	a	1254			1302		1317					1354				1402
Bournemouth (BMH)	d	1259			1305		1322	1347				1358				1405
Pokesdown (POK)	d				1309		1326									1409
Christchurch (CHR)	d				1313		1330									1413
Hinton Admiral (HNA)	d				1318											1418
New Milton (NWM)	d				1322		1337									1422
Sway (SWY)	d				1327											1427
Yarmouth (I.O.W.) (YMH)	☼ d									1300						
Lymington Pier (LYP)	☼ a									1340						
Lymington Pier (LYP)	d	1257				1327					1357					
Lymington Town (LYT)	d	1259				1329					1359					
Brockenhurst (BCU)	3 a	1307	1313		1332	1337	1343				1407	1413				1432
Brockenhurst (BCU)	3 d		1314		1333		1344					1414				1433
Beaulieu Road (BEU)	d				1338											
Ashurst New Forest (ANF)	d				1342											1440
Totton (TTN)	d				1347											1445
Redbridge (RDB)	d			1327											1421	
Millbrook (Hants) (MBK)	d			1331											1424	
Southampton Central (SOU)	a	1328		1334	1353		1358	1415			1428				1428	1451
Southampton Central (SOU)	d	1330		1335	1355		1400	1417	1426		1429				1435	1455
St Denys (SDN)	d			1340											1440	
Swaythling (SWG)	d			1343											1443	
Southampton Airport Parkway (SOA) ☼	d	1338		1346	1403		1408	1425	1434		1438				1446	1503
Portsmouth Harbour (PMH) ☼	d		1259											1359		
Portsmouth & Southsea (PMS)	d		1304											1404		
Fratton (FTN)	d		1308											1408		
Hilsea (HLS)	d		1312											1412		
Cosham (CSA)	d		1317											1417		
Portchester (PTC)	d		1322											1422		
Fareham (FRM)	d		1328											1428		
Botley (BOE)	d		1335											1435		
Hedge End (HDE)	d		1340											1440		
Eastleigh (ESL)	3 a		1346	1349	1406				1437					1446	1449	1506
Eastleigh (ESL)	3 d		1347	1350	1414									1448	1450	1513
Chandlers Ford (CFR)	d			1355											1455	
Romsey (ROM)	a			1403											1503	
Shawford (SHW)	d				1419											1518
Winchester (WIN)	d	1348	1356		1424a		1418	1433			1448			1456		1523a
Micheldever (MIC)	d		1405											1506		
Basingstoke (BSK)	a		1415				1434	1448						1517		
Reading (RDG)	7 a							1507								
Fleet (FLE)	a															
Farnborough (Main) (FNB)	a		1430											1531		
Woking (WOK)	a	1419	1439								1519			1540		
Clapham Junction (CLJ)	10 a						1511									
London Waterloo (WAT) ☼	15 a	1451	1511				1521				1551			1611		

**NOTES** (see introductory pages for explanation of train operator codes and standard symbols)

a Arrival time  
d Departure time

C To Manchester Piccadilly, see table 50  
F From Salisbury, see table 156  
H To Gloucester, see table 133  
J To Brighton, see table 178

# Weymouth, Bournemouth, Yarmouth (IOW), Lymington, Southampton, Portsmouth and Fareham to Winchester and London

## Saturdays

Operator	SW	SW	SW	SW	SW	SW	SW	SW	SW	GW	XC		SW	SW	SW	SW
Train ID	1J34	1W62	1J36	1W22	1T54	2R54	2B56	1J38	1W64	2V72	1M62		1J40	1W24	1T58	2R58
Days of operation/Notes						F				H	C					
1st Class/Reservations/Bus/Ferry																
Catering facilities																
Weymouth (WEY)	d	1320		1403					1420	1455				1503		
Upwey (UPW)	d	1324							1424	1500						
Dorchester West (DCW)	a									1508						
Dorchester South (DCH)	d	1333		1413					1433					1513		
Moreton (Dorset) (MTN)	d	1339							1439							
Wool (WOO)	d	1345							1445							
Wareham (WRM)	d	1353		1428					1453					1528		
Holton Heath (HOL)	d	1356							1456							
Hamworthy (HAM)	d	1401		1435					1501					1535		
Poole (POO)	4 a	1406		1439					1506					1539		
Poole (POO)	4 d	1407		1440			1450		1507					1540		
Parkstone (Dorset) (PKS)	d			1444			1454							1544		
Branksome (BSM)	d			1448			1457							1548		
Bournemouth (BMH)	a	1417		1454			1502		1517					1554		
Bournemouth (BMH)	d	1422		1459			1505		1522		1547			1559		
Pokesdown (POK)	d	1426					1509		1526							
Christchurch (CHR)	d	1430					1513		1530							
Hinton Admiral (HNA)	d						1518									
New Milton (NWM)	d	1437					1522		1537							
Sway (SWY)	d						1527									
Yarmouth (I.O.W.) (YMH)	d											1500				
Lymington Pier (LYP)	a											1540				
Lymington Pier (LYP)	d	1427		1457				1527					1557			
Lymington Town (LYT)	d	1429		1459				1529					1559			
Brockenhurst (BCU)	3 a	1437	1443	1507	1513		1532	1537	1543				1607	1613		
Brockenhurst (BCU)	3 d		1444		1514		1533		1544					1614		
Beaulieu Road (BEU)	d						1538									
Ashurst New Forest (ANF)	d						1542									
Totton (TTN)	d						1547									
Redbridge (RDB)	d					1527										1627
Millbrook (Hants) (MBK)	d					1531										1631
Southampton Central (SOU)	a	1458		1528		1534	1553		1558		1615			1628		1634
Southampton Central (SOU)	d	1500		1530		1535	1555		1600		1617			1630		1635
St Denys (SDN)	d					1540										1640
Swaythling (SWG)	d					1543										1643
Southampton Airport Parkway (SOA)	d	1508		1538		1546	1603		1608		1625			1638		1646
Portsmouth Harbour (PMH)	d				1459										1559	
Portsmouth & Southsea (PMS)	d				1504										1604	
Fratton (FTN)	d				1508										1608	
Hilsea (HLS)	d				1512										1612	
Cosham (CSA)	d				1517										1617	
Portchester (PTC)	d				1522										1622	
Fareham (FRM)	d				1528										1628	
Botley (BOE)	d				1535										1635	
Hedge End (HDE)	d				1540										1640	
Eastleigh (ESL)	3 a				1546	1549	1607								1646	1649
Eastleigh (ESL)	3 d				1547	1550	1613								1647	1650
Chandlers Ford (CFR)	d					1555										1655
Romsey (ROM)	a					1603										1703
Shawford (SHW)	d						1619									
Winchester (WIN)	d	1518		1548	1556		1624a		1618		1633			1648	1656	
Micheldever (MIC)	d				1605										1705	
Basingstoke (BSK)	a	1534			1615				1634		1648				1715	
Reading (RDG)	7 a										1705					
Fleet (FLE)	a															
Farnborough (Main) (FNB)	a				1630										1730	
Woking (WOK)	a			1619	1639									1719	1739	
Clapham Junction (CLJ)	10 a	1611							1711							
London Waterloo (WAT)	15 a	1621		1649	1709				1719					1749	1808	

**NOTES** (see introductory pages for explanation of train operator codes and standard symbols)

a Arrival time  
d Departure time

C To Manchester Piccadilly, see table 50  
F From Salisbury, see table 156  
H To Gloucester, see table 133

# Weymouth, Bournemouth, Yarmouth (IOW), Lymington, Southampton, Portsmouth and Fareham to Winchester and London

## Saturdays

Operator	SW	SW	SW	SW	SW	SW	SW	SW	SW	SW	SW	XC		SW	SW	SW
Train ID	2B60	1J42	1W66	1J44	1W26	1T62	2R62	2B62	2B64	1J46	1W68	1M70	C	1J48	1W28	1T66
Days of operation/Notes	1	1	1	1	1	1	1	1	1	1	1	1	1	1	1	1
1st Class/Reservations/Bus/Ferry																
Catering facilities																
Weymouth (WEY)	d		1520		1603						1620				1703	
Upwey (UPW)	d		1524								1624					
Dorchester West (DCW)	a															
Dorchester South (DCH)	d		1533		1613						1633				1713	
Moreton (Dorset) (MTN)	d		1539								1639					
Wool (WOO)	d		1545								1645					
Wareham (WRM)	d		1553		1628						1653				1728	
Holton Heath (HOL)	d		1556								1656					
Hamworthy (HAM)	d		1601		1635						1701				1735	
Poole (POO)	4 a		1606		1639						1706				1739	
Poole (POO)	4 d	1550		1607		1640			1650		1707				1740	
Parkstone (Dorset) (PKS)	d	1554			1644				1654						1744	
Branksome (BSM)	d	1557			1648				1657						1748	
Bournemouth (BMH)	a	1602		1617		1654			1702		1717				1754	
Bournemouth (BMH)	d	1605		1622		1659			1705		1722	1747			1759	
Pokesdown (POK)	d	1609		1626					1709		1726					
Christchurch (CHR)	d	1613		1630					1713		1730					
Hinton Admiral (HNA)	d	1618							1718							
New Milton (NWM)	d	1622		1637					1722		1737					
Sway (SWY)	d	1627							1727							
Yarmouth (I.O.W.) (YMH)	d												1700			
Lymington Pier (LYP)	a												1740			
Lymington Pier (LYP)	d		1627		1657					1727				1757		
Lymington Town (LYT)	d		1629		1659					1729				1759		
Brockenhurst (BCU)	3 a	1632	1637	1643	1707	1713			1732	1737	1743			1807	1813	
Brockenhurst (BCU)	3 d	1633		1644		1714			1733		1744				1814	
Beaulieu Road (BEU)	d								1738							
Ashurst New Forest (ANF)	d	1640							1742							
Totton (TTN)	d	1645							1747							
Redbridge (RDB)	d						1727									
Millbrook (Hants) (MBK)	d						1731									
Southampton Central (SOU)	a	1651		1658		1728	1733		1753		1758	1815			1828	
Southampton Central (SOU)	d	1655		1700		1730		1735	1741	1755		1800	1817		1830	
St Denys (SDN)	d						1740	1746								
Swaythling (SWG)	d						1743	1749								
Southampton Airport Parkway (SOA)	4 d	1703		1708		1738	1746	1752	1803		1808	1825			1838	
Portsmouth Harbour (PMH)	d					1659										1759
Portsmouth & Southsea (PMS)	d					1704										1804
Fratton (FTN)	d					1708										1808
Hilsea (HLS)	d					1712										1812
Cosham (CSA)	d					1717										1817
Portchester (PTC)	d					1722										1822
Fareham (FRM)	d					1728										1828
Botley (BOE)	d					1735										1835
Hedge End (HDE)	d					1740										1840
Eastleigh (ESL)	3 a	1706				1746	1749	1756	1806							1846
Eastleigh (ESL)	3 d	1714				1747	1750	1759	1814							1847
Chandlers Ford (CFR)	d						1755									
Romsey (ROM)	a						1803									
Shawford (SHW)	d	1719						1804	1819							
Winchester (WIN)	d	1724a		1718		1748	1756	1810	1824a		1818	1833			1848	1856
Micheldever (MIC)	d						1805	1819								1905
Basingstoke (BSK)	a			1734			1815	1829			1834	1848				1915
Reading (RDG)	7 a											1907				
Fleet (FLE)	a															
Farnborough (Main) (FNB)	a						1830									1930
Woking (WOK)	a					1819	1839								1919	1939
Clapham Junction (CLJ)	10 a			1811							1911					
London Waterloo (WAT)	15 a			1819		1849	1909				1920				1949	2011

**NOTES** (see introductory pages for explanation of train operator codes and standard symbols)

a Arrival time  
d Departure time

C To Manchester Piccadilly, see table 50  
F From Salisbury, see table 156

# Weymouth, Bournemouth, Yarmouth (IOW), Lymington, Southampton, Portsmouth and Fareham to Winchester and London

## Saturdays

Operator	SW 2R66 F	SW 2B68	SW 1J50	SW 1W70	GW 2V96 G	SW 1J52	SW 1W30	SW 1T70	SW 2R70 F	SW 2B72	SW 1J54	SW 1W72	XC 1M78 K		SW 1J56	SW 1W32
Days of operation/Notes 1st Class/Reservations/Bus/Ferry	□	□	□	□	□	□	□	□	□	□	□	□	□◇	🚢	□	□
Weymouth (WEY)	d			1720	1728		1803					1820				1903
Upwey (UPW)	d			1724	1733							1824				
Dorchester West (DCW)	a				1741											
Dorchester South (DCH)	d			1733			1813					1833				1913
Moreton (Dorset) (MTN)	d			1739								1839				
Wool (WOO)	d			1745								1845				
Wareham (WRM)	d			1753			1828					1853				1928
Holton Heath (HOL)	d			1756								1856				
Hamworthy (HAM)	d			1801			1835					1901				1935
Poole (POO)	4 a			1806			1839					1906				1939
Poole (POO)	4 d		1750	1807			1840			1850		1907				1940
Parkstone (Dorset) (PKS)	d		1754				1844			1854						1944
Branksome (BSM)	d		1757				1848			1857						1948
Bournemouth (BMH)	a		1802	1817			1854			1902		1917				1954
Bournemouth (BMH)	d		1805	1822			1859			1905		1922	1947			1959
Pokesdown (POK)	d		1809	1826						1909		1926				
Christchurch (CHR)	d		1813	1830						1913		1930				
Hinton Admiral (HNA)	d		1818							1918						
New Milton (NWM)	d		1822	1837						1922		1937				
Sway (SWY)	d		1827							1927						
Yarmouth (I.O.W.) (YMH)	🚢 d														1900	
Lymington Pier (LYP)	🚢 a														1940	
Lymington Pier (LYP)	d		1827			1857					1927				1957	
Lymington Town (LYT)	d		1829			1859					1929				1959	
Brockenhurst (BCU)	3 a		1832	1837	1843	1907	1913			1932	1937	1943	2001		2007	2013
Brockenhurst (BCU)	3 d		1833		1844		1914			1933		1944	2002			2014
Beaulieu Road (BEU)	d															
Ashurst New Forest (ANF)	d		1840							1940						
Totton (TTN)	d		1845							1945						
Redbridge (RDB)	d	1827							1927							
Millbrook (Hants) (MBK)	d	1831							1931							
Southampton Central (SOU)	a	1834	1852	1859			1928		1934	1951		1958	2015			2028
Southampton Central (SOU)	d	1835	1855	1900			1930		1935	1955		2000	2017			2030
St Denys (SDN)	d	1840							1940							
Swaythling (SWG)	d	1843							1943							
Southampton Airport Parkway (SOA)	🚗 d	1846	1903	1908			1938		1946	2003		2008	2025			2038
Portsmouth Harbour (PMH)	🚢 d							1859								
Portsmouth & Southsea (PMS)	d							1904								
Fratton (FTN)	d							1908								
Hilsea (HLS)	d							1912								
Cosham (CSA)	d							1917								
Portchester (PTC)	d							1922								
Fareham (FRM)	d							1928								
Botley (BOE)	d							1935								
Hedge End (HDE)	d							1940								
Eastleigh (ESL)	3 a	1849	1906					1946	1949	2006						
Eastleigh (ESL)	3 d	1850	1914					1947	1950	2014						
Chandlers Ford (CFR)	d	1855							1955							
Romsey (ROM)	a	1905							2003							
Shawford (SHW)	d		1919							2019						
Winchester (WIN)	d		1924a	1918			1948	1956		2024a		2018				2048
Micheldever (MIC)	d							2005								
Basingstoke (BSK)	a			1934				2015				2034	2048			
Reading (RDG)	7 a												2105			
Fleet (FLE)	a															
Farnborough (Main) (FNB)	a							2030								
Woking (WOK)	a						2020	2039								2120
Clapham Junction (CLJ)	10 a			2011								2111				
London Waterloo (WAT)	15 a			2019			2051	2108				2119				2149

**NOTES** (see introductory pages for explanation of train operator codes and standard symbols)

a Arrival time

d Departure time

F From Salisbury, see table 156







G To Bristol Temple Meads, see table 133

K To Birmingham New Street, see table 50



# Weymouth, Bournemouth, Yarmouth (IOW), Lymington, Southampton, Portsmouth and Fareham to Winchester and London

## Saturdays

	Operator	SW	SW	SW	SW	SW	SW	SW	SW	SW	SW	GW	SW	GW	SW	SW	
	Train ID	2T62	2R74	2B76	1J58	1W74	1J60	1B78	2T64	2R78	1J62	2M95	1W78	2V98	2T66	1W82	
	Days of operation/Notes	L	F						M	F		N		G			
	1st Class/Reservations/Bus/Ferry	1	1	1	1	1	1	1	1	1	1	1	1	1	1	1	
Weymouth (WEY)	d					1920							2010	2020		2058	
Upwey (UPW)	d					1924							2014	2025		2102	
Dorchester West (DCW)	a													2033			
Dorchester South (DCH)	d					1933							2022			2110	
Moreton (Dorset) (MTN)	d					1939							2028			2116	
Wool (WOO)	d					1945							2034			2122	
Wareham (WRM)	d					1953							2042			2130	
Holton Heath (HOL)	d					1956											
Hamworthy (HAM)	d					2001							2048			2136	
Poole (POO)	4 a					2006							2053			2141	
Poole (POO)	4 d			1950		2007							2054			2142	
Parkstone (Dorset) (PKS)	d			1954									2058			2146	
Branksome (BSM)	d			1957									2101			2149	
Bournemouth (BMH)	a			2002		2017							2107			2155	
Bournemouth (BMH)	d			2005		2022		2059					2112			2159	
Pokesdown (POK)	d			2009		2026							2116				
Christchurch (CHR)	d			2013		2030							2120				
Hinton Admiral (HNA)	d			2018									2125				
New Milton (NWM)	d			2022		2037							2129				
Sway (SWY)	d			2027									2134				
Yarmouth (I.O.W.) (YMH)	 d																2100
Lymington Pier (LYP)	 a																2140
Lymington Pier (LYP)	d				2027		2057				2127						
Lymington Town (LYT)	d				2029		2059				2129						
Brockenhurst (BCU)	3 a			2032	2037	2043	2107	2113			2137		2138			2213	
Brockenhurst (BCU)	3 d			2033		2044		2114					2139			2214	
Beaulieu Road (BEU)	d			2038													
Ashurst New Forest (ANF)	d			2042									2147				
Totton (TTN)	d			2047									2152				
Redbridge (RDB)	d		2027							2127							
Millbrook (Hants) (MBK)	d		2031							2131							
Southampton Central (SOU)	a		2034	2053		2058		2128		2134			2157			2228	
Southampton Central (SOU)	d		2035	2055		2100		2130		2135			2200			2230	
St Denys (SDN)	d		2040							2140							
Swaythling (SWG)	d		2043							2143							
Southampton Airport Parkwy (SOA)	 d		2046	2103		2108		2138		2146			2208			2238	
Portsmouth Harbour (PMH)	 d	1959							2059			2123				2154	
Portsmouth & Southsea (PMS)	d	2004							2104			2127				2159	
Fratton (FTN)	d	2008							2108			2131				2203	
Hilsea (HLS)	d	2012							2112							2207	
Cosham (CSA)	d	2017							2117							2212	
Portchester (PTC)	d	2022							2122							2217	
Fareham (FRM)	d	2028							2128		2145					2223	
Botley (BOE)	d	2035							2135							2230	
Hedge End (HDE)	d	2040							2140							2235	
Eastleigh (ESL)	3 a	2046	2049	2106					2146	2149		2158	2211		2241	2242	
Eastleigh (ESL)	3 d	2047	2050	2114					2147	2150			2212			2247	
Chandlers Ford (CFR)	d		2055							2155							
Romsey (ROM)	a		2103							2203							
Shawford (SHW)	d			2119									2217				
Winchester (WIN)	d	2056		2124a		2118		2148	2156				2223			2256	
Micheldever (MIC)	d	2105							2205								
Basingstoke (BSK)	a	2118				2134			2215				2239			2312	
Reading (RDG)	7 a																
Fleet (FLE)	a	2140							2240								
Farnborough (Main) (FNB)	a	2145							2245								
Woking (WOK)	a	2158				2153		2219	2258				2259			2332	
Clapham Junction (CLJ)	10 a					2213							2319			0002	
London Waterloo (WAT)	 15 a	2239				2221		2249	2334				2328			0011	

**NOTES** (see introductory pages for explanation of train operator codes and standard symbols)

a Arrival time

d Departure time

F From Salisbury, see table 156

G To Bristol Temple Meads, see table 133

L Also calls at Hook 2131, Winchfield 2135, Brookwood 2153, Weybridge 2205, Walton-On-Thames 2209 and Surbiton 2216

M Also calls at Hook 2231, Winchfield 2235, Brookwood 2253, Weybridge 2305, Walton-On-Thames 2309 and Surbiton 2316

N To Westbury, see table 133

# Weymouth, Bournemouth, Yarmouth (IOW), Lymington, Southampton, Portsmouth and Fareham to Winchester and London

## Saturdays

Operator	SW	SW	SW	SW	SW	SW	SW
Train ID	1J64	2R82	2B84	1J66	2W84	2T68	2W86
Days of operation/Notes	1	F	P	1	1	1	1
1st Class/Reservations/Bus/Ferry	1	1	1	1	1	1	1
Weymouth (WEY)	d				2210		2310
Upwey (UPW)	d				2214		2314
Dorchester West (DCW)	a						
Dorchester South (DCH)	d				2222		2322
Moreton (Dorset) (MTN)	d				2228		2328
Wool (WOO)	d				2234		2334
Wareham (WRM)	d				2242		2342
Holton Heath (HOL)	d						
Hamworthy (HAM)	d				2248		2348
Poole (POO)	4 a				2253		2353
Poole (POO)	4 d				2254		2354
Parkstone (Dorset) (PKS)	d				2258		
Branksome (BSM)	d				2301		
Bournemouth (BMH)	a				2307		0003
Bournemouth (BMH)	d		2212		2312		
Pokesdown (POK)	d		2216		2316		
Christchurch (CHR)	d		2220		2320		
Hinton Admiral (HNA)	d		2225		2325		
New Milton (NWM)	d		2229		2329		
Sway (SWY)	d		2234		2334		
Yarmouth (I.O.W.) (YMH)	d						
Lymington Pier (LYP)	a						
Lymington Pier (LYP)	d	2203		2236			
Lymington Town (LYT)	d	2205		2238			
Brockenhurst (BCU)	3 a	2213	2238	2246	2338		
Brockenhurst (BCU)	3 d		2239		2339		
Beaulieu Road (BEU)	d						
Ashurst New Forest (ANF)	d		2247		2347		
Totton (TTN)	d		2252		2352		
Redbridge (RDB)	d	2227					
Millbrook (Hants) (MBK)	d	2231					
Southampton Central (SOU)	a	2234	2257		2357		
Southampton Central (SOU)	d	2235	2300		2359		
St Denys (SDN)	d	2240			0004		
Swaythling (SWG)	d	2243			0007		
Southampton Airport Parkwy (SOA)	d	2246	2308		0010		
Portsmouth Harbour (PMH)	d					2324	
Portsmouth & Southsea (PMS)	d					2328	
Fratton (FTN)	d					2332	
Hilsea (HLS)	d					2336	
Cosham (CSA)	d					2342	
Portchester (PTC)	d					2347	
Fareham (FRM)	d					2353	
Botley (BOE)	d					2359	
Hedge End (HDE)	d					0005	
Eastleigh (ESL)	3 a	2249	2311		0014	0011	
Eastleigh (ESL)	3 d	2250	2312			0018	
Chandlers Ford (CFR)	d	2255					
Romsey (ROM)	a	2303					
Shawford (SHW)	d		2319				
Winchester (WIN)	d		2325			0028a	
Micheldever (MIC)	d		2333				
Basingstoke (BSK)	a		2343				
Reading (RDG)	7 a						
Fleet (FLE)	a		0001				
Farnborough (Main) (FNB)	a		0006				
Woking (WOK)	a		0018				
Clapham Junction (CLJ)	10 a		0053				
London Waterloo (WAT)	15 a		0104				

**NOTES** (see introductory pages for explanation of train operator codes and standard symbols)

**a** Arrival time

**d** Departure time

**F** From Salisbury, see table 156

**P** Also calls at Hook 2351, Winchfield 2355, Brookwood 0013, West Byfleet 0024, Weybridge 0029, Walton-On-Thames 0033, Surbiton 0039 and Wimbledon 0047

# Weymouth, Bournemouth, Yarmouth (IOW), Lymington, Southampton, Portsmouth and Fareham to Winchester and London

## Sundays

Operator	SW	SW	SW	SW	SW	SW	SW	SW	XC	SW	GW	SW	SW	SW	SW	SW
Train ID	1B20	1T24	1B24	1B26	2R28	1T28	1B28	2R28	1M34	1W28	1V76	2R32	1J14	1T32	1B32	2R32
Days of operation/Notes	1	1	1	1	A	1	1	A	B	1	C	A	1	1	1	A
1st Class/Reservations/Bus/Ferry	1	1	1	1	1	1	1	1	1	1	1	1	1	1	1	1
Catering facilities	1	1	1	1	1	1	1	1	1	1	1	1	1	1	1	1
Weymouth (WEY)	d									0748	0810					
Upwey (UPW)	d									0752	0815					
Dorchester West (DCW)	a										0822					
Dorchester South (DCH)	d									0800						
Moreton (Dorset) (MTN)	d									0807						
Wool (WOO)	d									0813						
Wareham (WRM)	d									0820						
Holton Heath (HOL)	d															
Hamworthy (HAM)	d									0827						
Poole (POO)	4 a									0831						
Poole (POO)	4 d			0720			0750			0832					0855	
Parkstone (Dorset) (PKS)	d			0724			0754			0836						
Branksome (BSM)	d			0727			0757			0840						
Bournemouth (BMH)	a			0732			0802			0846					0904	
Bournemouth (BMH)	d			0736			0806			0850					0906	
Pokesdown (POK)	d			0740			0810								0910	
Christchurch (CHR)	d			0744			0814								0914	
Hinton Admiral (HNA)	d			0749			0819								0919	
New Milton (NWM)	d			0753			0823			0901					0923	
Sway (SWY)	d			0758			0828								0928	
Yarmouth (I.O.W.) (YMH)	d															
Lymington Pier (LYP)	a															
Lymington Pier (LYP)	d												0914			
Lymington Town (LYT)	d												0916			
Brockenhurst (BCU)	3 a			0802			0832			0908			0924		0932	
Brockenhurst (BCU)	3 d			0803			0833			0909					0933	
Beaulieu Road (BEU)	d						0839								0939	
Ashurst New Forest (ANF)	d			0813			0843								0943	
Totton (TTN)	d			0818			0848								0948	
Redbridge (RDB)	d				0846							0939				
Millbrook (Hants) (MBK)	d				0850							0943				
Southampton Central (SOU)	a			0824	0852		0853	←		0923		0945			0953	←
Southampton Central (SOU)	d	0655		0755	0826	0859	0855	0859	0920	0925		0959			0955	0959
St Denys (SDN)	d				→			0904				→				1004
Swaythling (SWG)	d							0907								1007
Southampton Airport Parkway (SOA)	← d	0703		0803	0834		0903	0910	0927	0933					1003	1010
Portsmouth Harbour (PMH)	d		0717				0817								0917	
Portsmouth & Southsea (PMS)	d		0722				0822								0922	
Fratton (FTN)	d		0726				0826								0926	
Hilsea (HLS)	d		0730				0830								0930	
Cosham (CSA)	d		0735				0835								0935	
Portchester (PTC)	d		0740				0840								0940	
Fareham (FRM)	d		0746				0846								0946	
Botley (BOE)	d		0754				0854								0954	
Hedge End (HDE)	d		0758				0858								0958	
Eastleigh (ESL)	3 a	0707	0804	0807			0904	0907	0913					1004	1007	1013
Eastleigh (ESL)	3 d	0711	0811				0911	0915						1011		1015
Chandlers Ford (CFR)	d							0920								1020
Romsey (ROM)	a							0928								1028
Shawford (SHW)	d	0717	0817				0917								1017	
Winchester (WIN)	d	0723	0823	0843			0923		0936	0942					1023	
Micheldever (MIC)	d	0732	0832				0932								1032	
Basingstoke (BSK)	a	0742	0844	0901			0942		0950	0958					1042	
Reading (RDG)	7 a								1008							
Fleet (FLE)	a			0913												
Farnborough (Main) (FNB)	a			0918												
Woking (WOK)	a	0802	0903	0928			1002			1019					1102	
Clapham Junction (CLJ)	10 a	0832	0930	0959			1029			1041					1129	
London Waterloo (WAT)	15 a	0847	0943	1015			1043			1053					1141	

**NOTES** (see introductory pages for explanation of train operator codes and standard symbols)

- a Arrival time  
d Departure time

- A From Salisbury, see table 156  
B To Manchester Piccadilly, see table 50  
C Runs from 3 April. To Cardiff Central, see table 133

# Weymouth, Bournemouth, Yarmouth (IOW), Lymington, Southampton, Portsmouth and Fareham to Winchester and London

## Sundays

Operator	Train ID	Days of operation/Notes	1st Class/Reservations/Bus/Ferry	Catering facilities	SW 1J16	XC 1M38 B 1 ◇	SW 1W32	SW 2R36 A	SW 1J18	SW 1T36	SW 1B36	SW 2R36 A	SW 1J20	SW 1W36	SW 2R40 A	SW 1J22	SW 1T40	SW 1B40	SW 2R40 A
Weymouth (WEY)	d						0848							0948					
Upwey (UPW)	d						0852							0952					
Dorchester West (DCW)	a																		
Dorchester South (DCH)	d						0900							1000					
Moreton (Dorset) (MTN)	d						0907							1007					
Wool (WOO)	d						0913							1013					
Wareham (WRM)	d						0920							1020					
Holton Heath (HOL)	d																		
Hamworthy (HAM)	d						0927							1027					
Poole (POO)	4 a						0931							1031					
Poole (POO)	4 d						0932				0955			1032				1055	
Parkstone (Dorset) (PKS)	d						0936							1037					
Branksome (BSM)	d						0940							1041					
Bournemouth (BMH)	a						0946				1004			1047				1104	
Bournemouth (BMH)	d			0940	0951						1006			1050				1106	
Pokesdown (POK)	d										1010							1110	
Christchurch (CHR)	d										1014							1114	
Hinton Admiral (HNA)	d										1019							1119	
New Milton (NWM)	d				1002						1023			1101				1123	
Sway (SWY)	d										1028							1128	
Yarmouth (I.O.W.) (YMH)	d	0845																	
Lymington Pier (LYP)	a	0925																	
Lymington Pier (LYP)	d		0944					1014					1044			1114			
Lymington Town (LYT)	d		0946					1016					1046			1116			
Brockenhurst (BCU)	3 a		0954	0954	1008			1024			1032		1108			1124		1132	
Brockenhurst (BCU)	3 d			0955	1009						1033		1109					1133	
Beaulieu Road (BEU)	d										1039							1139	
Ashurst New Forest (ANF)	d										1043							1143	
Totton (TTN)	d										1048							1148	
Redbridge (RDB)	d						1039								1139				
Millbrook (Hants) (MBK)	d						1043								1143				
Southampton Central (SOU)	a			1008	1023	1045				1053	←		1123	1145			1153	←	
Southampton Central (SOU)	d			1020	1025	1059				1055	1059		1125	1159			1155	1159	
St Denys (SDN)	d					→					1104							1204	
Swaythling (SWG)	d										1107				→				1207
Southampton Airport Parkway (SOA)	← d			1027	1033					1103	1110		1133				1203	1210	
Portsmouth Harbour (PMH)	d							1017									1117		
Portsmouth & Southsea (PMS)	d							1022									1122		
Fratton (FTN)	d							1026									1126		
Hilsea (HLS)	d							1030									1130		
Cosham (CSA)	d							1035									1135		
Portchester (PTC)	d							1040									1140		
Fareham (FRM)	d							1046									1146		
Botley (BOE)	d							1054									1154		
Hedge End (HDE)	d							1058									1158		
Eastleigh (ESL)	3 a							1104	1107	1113							1204	1207	1213
Eastleigh (ESL)	3 d								1111	1115							1211		1215
Chandlers Ford (CFR)	d									1120									1220
Romsey (ROM)	a									1128									1228
Shawford (SHW)	d									1117							1217		
Winchester (WIN)	d			1036	1042					1123			1142				1223		
Micheldever (MIC)	d									1132							1232		
Basingstoke (BSK)	a			1050	1058					1142			1158				1242		
Reading (RDG)	7 a			1108															
Fleet (FLE)	a																		
Farnborough (Main) (FNB)	a																		
Woking (WOK)	a				1118					1202			1218				1302		
Clapham Junction (CLJ)	10 a				1141					1227			1239				1327		
London Waterloo (WAT)	15 a				1154					1237			1249				1337		

**NOTES** (see introductory pages for explanation of train operator codes and standard symbols)

a Arrival time  
d Departure time

A From Salisbury, see table 156  
B To Manchester Piccadilly, see table 50

# Weymouth, Bournemouth, Yarmouth (IOW), Lymington, Southampton, Portsmouth and Fareham to Winchester and London

## Sundays

Operator	Train ID	XC 1M46 B		SW 1J24	SW 1W40	GW 2V79 D	SW 2R44 A	SW 1J26	SW 1T44	SW 1B44	SW 2R44 A	SW 1J28	SW 1W44	SW 2R48 A	SW 1J30	SW 1T48	SW 1B48
Days of operation/Notes	1st Class/Reservations/Bus/Ferry	1	2	3	4	5	6	7	8	9	10	11	12	13	14	15	16
Catering facilities		1	2	3	4	5	6	7	8	9	10	11	12	13	14	15	16
Weymouth (WEY)	d				1048	1103							1148				
Upwey (UPW)	d				1052	1108							1152				
Dorchester West (DCW)	a					1116											
Dorchester South (DCH)	d				1100								1200				
Moreton (Dorset) (MTN)	d				1107								1207				
Wool (WOO)	d				1113								1213				
Wareham (WRM)	d				1120								1220				
Holton Heath (HOL)	d																
Hamworthy (HAM)	d				1127								1227				
Poole (POO)	4 a				1131								1231				
Poole (POO)	4 d				1132					1155			1232				1255
Parkstone (Dorset) (PKS)	d				1136								1236				
Branksome (BSM)	d				1140								1240				
Bournemouth (BMH)	a				1146					1204			1246				1304
Bournemouth (BMH)	d	1140			1150					1206			1250				1306
Pokesdown (POK)	d									1210							1310
Christchurch (CHR)	d									1214							1314
Hinton Admiral (HNA)	d									1219							1319
New Milton (NWM)	d				1201					1223			1301				1323
Sway (SWY)	d									1228							1328
Yarmouth (I.O.W.) (YMH)	d		1100														
Lymington Pier (LYP)	a		1140														
Lymington Pier (LYP)	d			1144				1214				1244			1314		
Lymington Town (LYT)	d			1146				1216				1246			1316		
Brockenhurst (BCU)	3 a			1154	1208			1224		1232		1254	1308		1324		1332
Brockenhurst (BCU)	3 d				1209					1233			1309				1333
Beaulieu Road (BEU)	d									1239							1339
Ashurst New Forest (ANF)	d									1243							1343
Totton (TTN)	d									1248							1348
Redbridge (RDB)	d						1239								1339		
Millbrook (Hants) (MBK)	d						1243								1343		
Southampton Central (SOU)	a	1208			1223		1245			1253	←		1323	1346			1353
Southampton Central (SOU)	d	1217			1225		1259			1255	1259		1325	1359			1355
St Denys (SDN)	d						↗				1304						
Swaythling (SWG)	d										1307						
Southampton Airport Parkway (SOA)	↔ d	1225			1233					1303	1310		1333				1403
Portsmouth Harbour (PMH)	d								1217								1317
Portsmouth & Southsea (PMS)	d								1222								1322
Fratton (FTN)	d								1226								1326
Hilsea (HLS)	d								1230								1330
Cosham (CSA)	d								1235								1335
Portchester (PTC)	d								1240								1340
Fareham (FRM)	d								1246								1346
Botley (BOE)	d								1254								1354
Hedge End (HDE)	d								1258								1358
Eastleigh (ESL)	3 a								1304	1307	1313					1404	1407
Eastleigh (ESL)	3 d									1311	1315						1411
Chandlers Ford (CFR)	d										1320						
Romsey (ROM)	a										1328						
Shawford (SHW)	d									1317							1417
Winchester (WIN)	d	1233			1242					1323			1342				1423
Micheldever (MIC)	d									1332							1432
Basingstoke (BSK)	a	1248			1258					1342			1358				1443
Reading (RDG)	7 a	1306															
Fleet (FLE)	a																
Farnborough (Main) (FNB)	a																
Woking (WOK)	a				1318					1402			1418				1502
Clapham Junction (CLJ)	10 a				1339					1427			1439				1527
London Waterloo (WAT)	15 a				1349					1437			1449				1537

**NOTES** (see introductory pages for explanation of train operator codes and standard symbols)

a Arrival time  
d Departure time

A From Salisbury, see table 156  
B To Manchester Piccadilly, see table 50  
D To Swindon, see table 133

# Weymouth, Bournemouth, Yarmouth (IOW), Lymington, Southampton, Portsmouth and Fareham to Winchester and London

## Sundays

Operator	SW	XC		SW	SW	SW	SW	SW	SW	SW	SW	SW	GW	SW	SW	SW
Train ID	2R48	1M54		1J32	1W48	2R52	1J34	1T52	1B52	2R52	1J36	1W52	2V83	2R56	1J38	1T56
Days of operation/Notes	A	B				A				A			E	A		
1st Class/Reservations/Bus/Ferry																
Catering facilities																
Weymouth (WEY)	d				1248							1348	1409			
Upwey (UPW)	d				1252							1352	1414			
Dorchester West (DCW)	a												1422			
Dorchester South (DCH)	d				1300							1400				
Moreton (Dorset) (MTN)	d				1307							1407				
Wool (WOO)	d				1313							1413				
Wareham (WRM)	d				1320							1420				
Holton Heath (HOL)	d															
Hamworthy (HAM)	d				1327							1427				
Poole (POO)	4 a				1331							1431				
Poole (POO)	4 d				1332				1355			1432				
Parkstone (Dorset) (PKS)	d				1337							1437				
Branksome (BSM)	d				1341							1441				
Bournemouth (BMH)	a				1347				1404			1447				
Bournemouth (BMH)	d		1340		1350				1406			1450				
Pokesdown (POK)	d								1410							
Christchurch (CHR)	d								1414							
Hinton Admiral (HNA)	d								1419							
New Milton (NWM)	d				1401				1423			1501				
Sway (SWY)	d								1428							
Yarmouth (I.O.W.) (YMH)	d			1300												
Lymington Pier (LYP)	a			1340												
Lymington Pier (LYP)	d			1344			1414				1444				1514	
Lymington Town (LYT)	d			1346			1416				1446				1516	
Brockenhurst (BCU)	3 a			1354	1408		1424		1432		1454	1508			1524	
Brockenhurst (BCU)	3 d				1409				1433			1509				
Beaulieu Road (BEU)	d								1439							
Ashurst New Forest (ANF)	d								1443							
Totton (TTN)	d								1448							
Redbridge (RDB)	d					1439								1539		
Millbrook (Hants) (MBK)	d					1443								1543		
Southampton Central (SOU)	a	←	1409		1423	1445			1453	←		1523		1545		
Southampton Central (SOU)	d	1359	1420		1425	1459			1455	1459		1525		1559		
St Denys (SDN)	d	1404				→				1504				→		
Swaythling (SWG)	d	1407								1507						
Southampton Airport Parkway (SOA)	d	1410	1427		1433				1503	1510		1533				
Portsmouth Harbour (PMH)	d							1417								1517
Portsmouth & Southsea (PMS)	d							1422								1522
Fratton (FTN)	d							1426								1526
Hilsea (HLS)	d							1430								1530
Cosham (CSA)	d							1435								1535
Portchester (PTC)	d							1440								1540
Fareham (FRM)	d							1446								1546
Botley (BOE)	d							1454								1554
Hedge End (HDE)	d							1458								1558
Eastleigh (ESL)	3 a	1413						1504	1507	1513						1604
Eastleigh (ESL)	3 d	1415							1511	1515						1611
Chandlers Ford (CFR)	d	1420								1520						→
Romsey (ROM)	a	1428								1528						
Shawford (SHW)	d								1517							
Winchester (WIN)	d		1436		1442				1523			1542				
Micheldever (MIC)	d								1532							
Basingstoke (BSK)	a		1450		1458				1542			1558				
Reading (RDG)	7 a		1507													
Fleet (FLE)	a															
Farnborough (Main) (FNB)	a															
Woking (WOK)	a				1518				1602			1618				
Clapham Junction (CLJ)	10 a				1539				1627			1639				
London Waterloo (WAT)	15 a				1549				1637			1649				

**NOTES** (see introductory pages for explanation of train operator codes and standard symbols)

a Arrival time  
d Departure time

A From Salisbury, see table 156  
B To Manchester Piccadilly, see table 50  
E To Bristol Temple Meads, see table 133



# Weymouth, Bournemouth, Yarmouth (IOW), Lymington, Southampton, Portsmouth and Fareham to Winchester and London

## Sundays

Operator	SW 1B56	SW 1T56	SW 2R56 A	XC 1M62 B		SW 1J40	SW 1W56	SW 2R60 A	SW 1J42	SW 1T60	SW 1B60	SW 1T60	SW 2R60 A	SW 1J44	SW 1W60	GW 2V86 E
Train ID																
Days of operation/Notes																
1st Class/Reservations/Bus/Ferry																
Catering facilities																
Weymouth (WEY)	d						1448								1548	1610
Upwey (UPW)	d						1452								1552	1615
Dorchester West (DCW)	a															1622
Dorchester South (DCH)	d						1500								1600	
Moreton (Dorset) (MTN)	d						1507								1607	
Wool (WOO)	d						1513								1613	
Wareham (WRM)	d						1520								1620	
Holton Heath (HOL)	d															
Hamworthy (HAM)	d						1527								1627	
Poole (POO)	4 a						1531								1631	
Poole (POO)	4 d	1455					1532				1555				1632	
Parkstone (Dorset) (PKS)	d						1537								1637	
Branksome (BSM)	d						1541								1641	
Bournemouth (BMH)	a	1504					1547				1604				1647	
Bournemouth (BMH)	d	1506		1540			1550				1606				1650	
Pokesdown (POK)	d	1510									1610					
Christchurch (CHR)	d	1514									1614					
Hinton Admiral (HNA)	d	1519									1619					
New Milton (NWM)	d	1523					1601				1623				1701	
Sway (SWY)	d	1528									1628					
Yarmouth (I.O.W.) (YMH)	d				1500											
Lymington Pier (LYP)	a				1540											
Lymington Pier (LYP)	d					1544			1614					1644		
Lymington Town (LYT)	d					1546			1616					1646		
Brockenhurst (BCU)	3 a	1532				1554	1608		1624		1632			1654	1708	
Brockenhurst (BCU)	3 d	1533					1609				1633				1709	
Beaulieu Road (BEU)	d	1539									1639					
Ashurst New Forest (ANF)	d	1543									1643					
Totton (TTN)	d	1548									1648					
Redbridge (RDB)	d							1639								
Millbrook (Hants) (MBK)	d							1643								
Southampton Central (SOU)	a	1553		1609			1623	1645			1653		1657		1723	
Southampton Central (SOU)	d	1555		1559	1620		1625	1657			1655		1706		1725	
St Denys (SDN)	d			1604				1657					1709			
Swaythling (SWG)	d			1607									1712			
Southampton Airport Parkway (SOA)	d	1603		1610	1627		1633				1703		1712		1733	
Portsmouth Harbour (PMH)	d									1617						
Portsmouth & Southsea (PMS)	d									1622						
Fratton (FTN)	d									1626						
Hilsea (HLS)	d									1630						
Cosham (CSA)	d									1635						
Portchester (PTC)	d									1640						
Fareham (FRM)	d									1646						
Botley (BOE)	d									1654						
Hedge End (HDE)	d									1658						
Eastleigh (ESL)	3 a	1606		1613						1704	1706	1715				
Eastleigh (ESL)	3 d	1607	1611	1615						1711	1707	1711	1716			
Chandlers Ford (CFR)	d			1620						1711			1721			
Romsey (ROM)	a			1628									1728			
Shawford (SHW)	d		1617									1717				
Winchester (WIN)	d	1617	1623		1636		1642				1717	1723			1742	
Micheldever (MIC)	d		1632									1732				
Basingstoke (BSK)	a	1633	1642		1650		1658				1733	1742			1758	
Reading (RDG)	7 a				1707											
Fleet (FLE)	a															
Farnborough (Main) (FNB)	a		1657									1757				
Woking (WOK)	a	1653	1708				1718				1753	1808			1818	
Clapham Junction (CLJ)	10 a	1714	1728				1739				1814	1828			1839	
London Waterloo (WAT)	15 a	1724	1739				1749				1825	1839			1849	

**NOTES** (see introductory pages for explanation of train operator codes and standard symbols)

a Arrival time  
d Departure time

A From Salisbury, see table 156  
B To Manchester Piccadilly, see table 50  
E To Bristol Temple Meads, see table 133

# Weymouth, Bournemouth, Yarmouth (IOW), Lymington, Southampton, Portsmouth and Fareham to Winchester and London

## Sundays

Operator	SW	SW	SW	SW	SW	SW	XC		SW	SW	SW	SW	SW	SW	SW	SW
Train ID	2R64	1J46	1T64	1B64	1T64	2R64	1M70		1J48	1W64	2R68	1J50	1T68	1B68	1T68	2R68
Days of operation/Notes	A	A	A	A	A	A	B		A	A	A	A	A	A	A	A
1st Class/Reservations/Bus/Ferry																
Catering facilities																
Weymouth (WEY)	d									1648						
Upwey (UPW)	d									1652						
Dorchester West (DCW)	a															
Dorchester South (DCH)	d									1700						
Moreton (Dorset) (MTN)	d									1707						
Wool (WOO)	d									1713						
Wareham (WRM)	d									1720						
Holton Heath (HOL)	d															
Hamworthy (HAM)	d									1727						
Poole (POO)	4 a									1731						
Poole (POO)	4 d				1655					1732				1755		
Parkstone (Dorset) (PKS)	d									1737						
Branksome (BSM)	d									1741						
Bournemouth (BMH)	a				1704					1747				1804		
Bournemouth (BMH)	d				1706		1740			1750				1806		
Pokesdown (POK)	d				1710									1810		
Christchurch (CHR)	d				1714									1814		
Hinton Admiral (HNA)	d				1719									1819		
New Milton (NWM)	d				1723					1801				1823		
Sway (SWY)	d				1728									1828		
Yarmouth (I.O.W.) (YMH)	d							1700								
Lymington Pier (LYP)	a							1740								
Lymington Pier (LYP)	d		1714						1744			1814				
Lymington Town (LYT)	d		1716						1746			1816				
Brockenhurst (BCU)	3 a		1724		1732		1754		1754	1808		1824		1832		
Brockenhurst (BCU)	3 d				1733		1755			1809				1833		
Beaulieu Road (BEU)	d				1739									1839		
Ashurst New Forest (ANF)	d				1743									1843		
Totton (TTN)	d				1748									1848		
Redbridge (RDB)	d	1739									1839					
Millbrook (Hants) (MBK)	d	1743									1844					
Southampton Central (SOU)	a	1745			1753	←	1810			1823	1846			1853	←	
Southampton Central (SOU)	d	1759			1755	1759	1820			1825	1857			1855		1857
St Denys (SDN)	d	→				1804										1906
Swaythling (SWG)	d					1807										1909
Southampton Airport Parkway (SOA)	d				1803	1810	1827			1833				1903		1912
Portsmouth Harbour (PMH)	d			1717									1817			
Portsmouth & Southsea (PMS)	d			1722									1822			
Fratton (FTN)	d			1726									1826			
Hilsea (HLS)	d			1730									1830			
Cosham (CSA)	d			1735									1835			
Portchester (PTC)	d			1740									1840			
Fareham (FRM)	d			1746									1846			
Botley (BOE)	d			1754									1854			
Hedge End (HDE)	d			1758									1858			
Eastleigh (ESL)	3 a			1805	1806	←	1813						1904	1906	←	1915
Eastleigh (ESL)	3 d			1811	1807	1811	1815						1910	1907	1910	1916
Chandlers Ford (CFR)	d			→			1820						→			1921
Romsey (ROM)	a						1828									1928
Shawford (SHW)	d				1817										1916	
Winchester (WIN)	d				1817	1823				1842				1917	1922	
Micheldever (MIC)	d				1832									1930		
Basingstoke (BSK)	a				1833	1842	1850			1858				1933	1941	
Reading (RDG)	7 a						1909									
Fleet (FLE)	a															
Farnborough (Main) (FNB)	a					1857									1957	
Woking (WOK)	a				1853	1908				1918				1953	2008	
Clapham Junction (CLJ)	10 a				1915	1928				1939				2015	2028	
London Waterloo (WAT)	15 a				1925	1939				1949				2024	2040	

**NOTES** (see introductory pages for explanation of train operator codes and standard symbols)

- a Arrival time  
d Departure time

- A From Salisbury, see table 156  
B To Manchester Piccadilly, see table 50

# Weymouth, Bournemouth, Yarmouth (IOW), Lymington, Southampton, Portsmouth and Fareham to Winchester and London

## Sundays

Operator	SW 1J52	SW 1W68	GW 2V93	SW 2R72	SW 1J54	SW 1T72	SW 1B72	SW 1T72	SW 2R72	XC 1M78		SW 1J56	SW 1W72	SW 2R76	SW 1J58	SW 1T76
Train ID	1	1	E	A	1	1	1	1	A	F		1	1	A	1	1
Days of operation/Notes																
1st Class/Reservations/Bus/Ferry																
Weymouth (WEY)	d	1745	1753										1848			
Upwey (UPW)	d	1749	1758										1852			
Dorchester West (DCW)	a		1805													
Dorchester South (DCH)	d	1800c											1900			
Moreton (Dorset) (MTN)	d	1807											1907			
Wool (WOO)	d	1813											1913			
Wareham (WRM)	d	1820											1920			
Holton Heath (HOL)	d															
Hamworthy (HAM)	d	1827											1927			
Poole (POO)	4 a	1831											1931			
Poole (POO)	4 d	1832					1855						1932			
Parkstone (Dorset) (PKS)	d	1836											1937			
Branksome (BSM)	d	1840											1941			
Bournemouth (BMH)	a	1847					1904						1947			
Bournemouth (BMH)	d	1850					1906			1940			1950			
Pokesdown (POK)	d						1910									
Christchurch (CHR)	d						1914									
Hinton Admiral (HNA)	d						1919									
New Milton (NWM)	d	1901					1923						2001			
Sway (SWY)	d						1928									
Yarmouth (I.O.W.) (YMH)	d										1900					
Lymington Pier (LYP)	a										1940					
Lymington Pier (LYP)	d	1844			1914							1944			2014	
Lymington Town (LYT)	d	1846			1916							1946			2016	
Brockenhurst (BCU)	3 a	1854	1908		1924		1932					1954	2008		2024	
Brockenhurst (BCU)	3 d		1909				1933						2009			
Beaulieu Road (BEU)	d						1939									
Ashurst New Forest (ANF)	d						1943									
Totton (TTN)	d						1948									
Redbridge (RDB)	d			1939										2039		
Millbrook (Hants) (MBK)	d			1943										2043		
Southampton Central (SOU)	a	1923		1945			1953		←	2008			2023	2045		
Southampton Central (SOU)	d	1925		1959			1955		1959	2020			2025	2059		
St Denys (SDN)	d			↪					2004					↪		
Swaythling (SWG)	d								2007							
Southampton Airport Parkway (SOA)	↪ d	1933					2003		2010	2027			2033			
Portsmouth Harbour (PMH)	d					1917										2017
Portsmouth & Southsea (PMS)	d					1922										2022
Fratton (FTN)	d					1926										2026
Hilsea (HLS)	d					1930										2030
Cosham (CSA)	d					1935										2035
Portchester (PTC)	d					1940										2040
Fareham (FRM)	d					1946										2046
Botley (BOE)	d					1954										2054
Hedge End (HDE)	d					1958										2058
Eastleigh (ESL)	3 a					2004	2006	←	2013							2105
Eastleigh (ESL)	3 d					2011	2007	2011	2015							2111
Chandlers Ford (CFR)	d					↪			2020							↪
Romsey (ROM)	a								2028							
Shawford (SHW)	d							2017								
Winchester (WIN)	d	1942					2017	2023					2042			
Micheldever (MIC)	d							2032								
Basingstoke (BSK)	a	1958					2033	2042		2050			2058			
Reading (RDG)	7 a									2107						
Fleet (FLE)	a															
Farnborough (Main) (FNB)	a							2057								
Woking (WOK)	a	2018					2053	2108					2118			
Clapham Junction (CLJ)	10 a	2039					2114	2128					2139			
London Waterloo (WAT)	15 a	2049					2124	2139					2149			

**NOTES** (see introductory pages for explanation of train operator codes and standard symbols)

- a Arrival time
- d Departure time
- c Arrives 4 minutes earlier

- A From Salisbury, see table 156
- E To Bristol Temple Meads, see table 133
- F To Birmingham New Street, see table 50

# Weymouth, Bournemouth, Yarmouth (IOW), Lymington, Southampton, Portsmouth and Fareham to Winchester and London

## Sundays

Operator	SW	SW	SW	SW	SW	SW	SW	SW	SW	SW	SW	GW		SW	SW	SW	SW
Train ID	1B76	1T76	2R76	1J60	2R80	1J62	1T80	1W76	1T80	2R80	2V94	E		1J64	2R99	1J66	1T84
Days of operation/Notes			A		A												
1st Class/Reservations/Bus/Ferry																	
Weymouth (WEY)	d							1958			2010						
Upwey (UPW)	d							2002			2015						
Dorchester West (DCW)	a										2022						
Dorchester South (DCH)	d							2010									
Moreton (Dorset) (MTN)	d							2017									
Wool (WOO)	d							2023									
Wareham (WRM)	d							2030									
Holton Heath (HOL)	d																
Hamworthy (HAM)	d							2037									
Poole (POO)	4 a							2042									
Poole (POO)	4 d	1955						2050									
Parkstone (Dorset) (PKS)	d							2054									
Branksome (BSM)	d							2057									
Bournemouth (BMH)	a	2004						2103									
Bournemouth (BMH)	d	2006						2106									
Pokesdown (POK)	d	2010						2110									
Christchurch (CHR)	d	2014						2114									
Hinton Admiral (HNA)	d	2019						2119									
New Milton (NWM)	d	2023						2123									
Sway (SWY)	d	2028						2128									
Yarmouth (I.O.W.) (YMH)	d										2100						
Lymington Pier (LYP)	a										2140						
Lymington Pier (LYP)	d			2044		2114								2144		2214	
Lymington Town (LYT)	d			2046		2116								2146		2216	
Brockenhurst (BCU)	3 a	2032		2054		2124		2132						2154		2224	
Brockenhurst (BCU)	3 d	2033						2133									
Beaulieu Road (BEU)	d	2039						2139									
Ashurst New Forest (ANF)	d	2043						2143									
Totton (TTN)	d	2048						2148									
Redbridge (RDB)	d				2139										2235		
Millbrook (Hants) (MBK)	d				2143										2241		
Southampton Central (SOU)	a	2053	←		2145			2153		←					2247		
Southampton Central (SOU)	d	2055	2059		2159			2155		2159					2305		
St Denys (SDN)	d		2104		←					2204					←		
Swaythling (SWG)	d		2107							2207							
Southampton Airport Parkway (SOA)	4 d	2103	2110					2203		2210							
Portsmouth Harbour (PMH)	d						2117										2217
Portsmouth & Southsea (PMS)	d						2122										2222
Fratton (FTN)	d						2126										2226
Hilsea (HLS)	d						2130										2230
Cosham (CSA)	d						2135										2235
Portchester (PTC)	d						2140										2240
Fareham (FRM)	d						2146										2246
Botley (BOE)	d						2154										2254
Hedge End (HDE)	d						2158										2258
Eastleigh (ESL)	3 a	2106	←	2113			2205	2206	←	2213							2305
Eastleigh (ESL)	3 d	2107	2111	2115			2211	2207	2211	2215							
Chandlers Ford (CFR)	d			2120			←			2220							
Romsey (ROM)	a			2128						2231							
Shawford (SHW)	d		2117							2218							
Winchester (WIN)	d	2117	2123					2217		2223							
Micheldever (MIC)	d		2132							2232							
Basingstoke (BSK)	a	2133	2142					2234		2242							
Reading (RDG)	7 a																
Fleet (FLE)	a																
Farnborough (Main) (FNB)	a		2157							2258							
Woking (WOK)	a	2153	2208					2254		2308							
Clapham Junction (CLJ)	10 a	2214	2228					2314		2328							
London Waterloo (WAT)	15 a	2224	2237					2324		2339							

**NOTES** (see introductory pages for explanation of train operator codes and standard symbols)

a Arrival time

d Departure time

A From Salisbury, see table 156

E To Bristol Temple Meads, see table 133

G From Romsey, see table 156

# Weymouth, Bournemouth, Yarmouth (IOW), Lymington, Southampton, Portsmouth and Fareham to Winchester and London

## Sundays

Operator Train ID Days of operation/Notes 1st Class/Reservations/Bus/Ferry		SW 1W80 1	SW 2R99 G 1	SW 1W84 1	SW 1W88 1	SW 1T88 1
Weymouth (WEY)	d	2058		2158	2258	
Upwey (UPW)	d	2102		2202	2302	
Dorchester West (DCW)	a					
Dorchester South (DCH)	d	2110		2210	2310	
Moreton (Dorset) (MTN)	d	2117		2217	2317	
Wool (WOO)	d	2123		2223	2323	
Wareham (WRM)	d	2130		2230	2330	
Holton Heath (HOL)	d					
Hamworthy (HAM)	d	2137		2237	2337	
Poole (POO)	4 a	2142		2242	2342	
Poole (POO)	4 d	2150		2250	2350	
Parkstone (Dorset) (PKS)	d	2154		2254	2354	
Branksome (BSM)	d	2157		2257	2357	
Bournemouth (BMH)	a	2203		2303	0003	
Bournemouth (BMH)	d	2208		2308		
Pokesdown (POK)	d	2212		2312		
Christchurch (CHR)	d	2216		2316		
Hinton Admiral (HNA)	d	2221		2321		
New Milton (NWM)	d	2225		2325		
Sway (SWY)	d	2230		2330		
Yarmouth (I.O.W.) (YMH)	d					
Lymington Pier (LYP)	a					
Lymington Pier (LYP)	d					
Lymington Town (LYT)	d					
Brockenhurst (BCU)	3 a	2234		2335		
Brockenhurst (BCU)	3 d	2235		2336		
Beaulieu Road (BEU)	d					
Ashurst New Forest (ANF)	d	2243		2343		
Totton (TTN)	d	2248		2348		
Redbridge (RDB)	d					
Millbrook (Hants) (MBK)	d					
Southampton Central (SOU)	a	2253	←	2354		
Southampton Central (SOU)	d	2255	2305			
St Denys (SDN)	d		2310			
Swaythling (SWG)	d		2313			
Southampton Airport Parkway (SOA)	← d	2303	2316			
Portsmouth Harbour (PMH)	d					2317
Portsmouth & Southsea (PMS)	d					2322
Fratton (FTN)	d					2326
Hilsea (HLS)	d					2330
Cosham (CSA)	d					2335
Portchester (PTC)	d					2340
Fareham (FRM)	d					2346
Botley (BOE)	d					2354
Hedge End (HDE)	d					2358
Eastleigh (ESL)	3 a	2309	2319			0005
Eastleigh (ESL)	3 d	2311	2322			
Chandlers Ford (CFR)	d		2327			
Romsey (ROM)	a		2335			
Shawford (SHW)	d	2317				
Winchester (WIN)	d	2323				
Micheldever (MIC)	d	2332				
Basingstoke (BSK)	a	2342				
Reading (RDG)	7 a					
Fleet (FLE)	a					
Farnborough (Main) (FNB)	a					
Woking (WOK)	a	0002				
Clapham Junction (CLJ)	10 a	0023				
London Waterloo (WAT)	15 a	0033				

**NOTES** (see introductory pages for explanation of train operator codes and standard symbols)

**a** Arrival time

**d** Departure time

**G** From Romsey, see table 156