

London to Salisbury, Westbury, Yeovil, Axminster and Exeter

Mondays to Fridays

Operator Train ID 1st Class/Reservations/Bus	SW 1L93 □	SW 1L95 □	SW 1L03 □	SW 1L09 □	SW 1L11 □	SW 1L13 □	SW 1V15 □	SW 1L17 □	SW 1L19 □	SW 1L21 □	SW 1V23 □	SW 1L25 □	SW 1O50 □	SW 1V27 □	SW 1L29 □	SW 1L31 □	SW 1L33 □
London Waterloo (WAT) 15 d					0635	0710	0750	0820	0850	0920		1020			1120		1220
Clapham Junction (CLJ) 10 d					0642u	0717u	0757u	0828u		0927u		1027u			1127u		1227u
Woking (WOK) d					0702	0736	0817	0846	0916	0946		1046			1146		1246
Reading (RDG) 7 d																	
Basingstoke (BSK) d					0724	0800	0838	0907	0938	1007	1038	1107		1137	1207	1238	1307
Overton (OVR) d					0732	0808	0846		0946		1046			1145		1246	
Whitchurch (Hants) (WCH) d					0737	0813	0851		0951		1051			1150		1251	
Andover (ADV) d					0747	0822	0900	0924	1000	1024	1100	1124		1159	1224	1300	1324
Grateley (GRT) d					0754	0829	0907		1007		1107			1206		1307	
Salisbury (SAL) a					0806	0843	0920	0943	1022	1043	1119	1143		1218	1243	1320	1344
Salisbury (SAL) d			0610	0738	0808	0847	0924	0947		1047	1124	1147		1222	1247		1347
Warminster (WMN) a							0943				1143			1242			
Westbury (WSB) a							0952				1152			1251			
Frome (FRO) a							1005				1209			1312			
Bruton (BRU) a							1016				1232			1330			
Castle Cary (CLC) a							1021				1237			1335			
Tisbury (TIS) d			0629	0757	0827	0906		1006		1106		1206			1306		1406
Gillingham (Dorset) (GIL) d		0551	0642e	0811	0837a	0917		1017		1117		1217			1317		1417
Templecombe (TMC) d		0558	0650	0819		0925		1025		1125		1225			1325		1425
Sherborne (SHE) d		0606	0657	0826		0932		1032		1132		1232			1332		1432
Yeovil Junction (YVJ) a		0612	0703	0832		0938		1038		1138	1300h	1238		1400h	1338		1438
Yeovil Junction (YVJ) d		0615	0707	0839		0942		1039		1139		1239	1317		1339		1439
Yeovil Pen Mill (YVP) a							1038				1253		1322	1352			
Crewkerne (CKN) d		0625	0716	0849		0951		1049		1149		1249			1349		1449
Axminster (AXM) d	0552	0657g	0737	0903		1005		1103		1203		1303			1403		1503
Honiton (HON) d	0604	0712	0752	0916		1017		1116		1216		1316			1416		1515
Feniton (FNT) d	0610	0718	0758	0921		1023				1221					1421		1521
Whimple (WHM) d	0615	0723	0803	0926				1124				1324					1526
Cranbrook (CBK) d	0619	0728	0808	0931		1030		1128		1229		1328			1429		1530
Pinhoe (PIN) d	0623	0732	0813	0935		1034		1132		1233		1332			1433		1534
Exeter Central (EXC) a	0628	0737	0817	0939		1039		1137		1237		1337			1437		1539
Exeter St Davids (EXD) 6 a	0632	0742	0822	0944		1043		1143		1243		1343			1443		1543

Operator Train ID 1st Class/Reservations/Bus	SW 1O56 □	SW 1L35 □	SW 1L37 □	SW 1L39 □	SW 1L41 □	SW 1L43 □	SW 1L45 □	SW 1L47 □	SW 1L49 □	SW 1L51 □	SW 1L53 □	SW 1L55 □	SW 1L57 □	SW 1L59 □	SW 1L61 □	SW 1O58 □	SW 1L63 □
London Waterloo (WAT) 15 d			1320		1420		1520		1620	1650	1720	1750	1820		1920		
Clapham Junction (CLJ) 10 d			1327u		1427u		1527u		1627u	1657u	1746u		1827u		1927u		
Woking (WOK) d			1346		1446		1546		1646u	1716u	1746u		1846u		1946u		
Reading (RDG) 7 d																	
Basingstoke (BSK) d		1338	1407	1438	1507	1538	1607	1638	1707	1738	1807	1838	1907	1939	2007		2038
Overton (OVR) d		1346		1446		1546		1646	1716	1746	1816	1847	1916	1947	2016		2046
Whitchurch (Hants) (WCH) d		1351		1451		1551		1651	1721	1751	1821	1852	1921	1952	2021		2051
Andover (ADV) d		1400	1424	1500	1524	1600	1624	1700	1730	1800	1830	1900	1930	2001	2030		2100
Grateley (GRT) d		1407		1507		1607		1707	1738	1807	1838	1908	1938	2008	2038		2107
Salisbury (SAL) a		1420	1443	1520	1545	1620	1644	1721	1750	1821	1850	1920	1950	2021	2050		2121
Salisbury (SAL) d			1447	1525	1547		1647	1723	1754	1823	1854	1924	1954	2024	2054		
Warminster (WMN) a																	
Westbury (WSB) a																	
Frome (FRO) a																	
Bruton (BRU) a																	
Castle Cary (CLC) a																	
Tisbury (TIS) d			1506	1539	1606		1706	1737	1809		1909	1938	2009	2038	2108		
Gillingham (Dorset) (GIL) d			1517	1548a	1617		1717	1752c	1819		1920	1954c	2020	2051e	2119		
Templecombe (TMC) d			1525		1625		1725	1800	1827		1927	2001	2027	2059	2126		
Sherborne (SHE) d			1532		1632		1732	1807	1834		1935	2009	2035	2106	2134		
Yeovil Junction (YVJ) a			1538		1638		1738	1813	1840		1940	2014	2040	2112	2139		
Yeovil Junction (YVJ) d	1451		1539		1639		1739		1841	1917	1941	2019	2042	2117	2143	2145	
Yeovil Pen Mill (YVP) a	1456								1924		1941	2026	2124		2150		
Crewkerne (CKN) d			1549		1649		1749		1850		1951		2051		2152		
Axminster (AXM) d			1603		1703		1804		1905		2005		2105		2206		
Honiton (HON) d			1616		1716		1816		1918		2017		2117		2218		
Feniton (FNT) d					1722				1923				2123				
Whimple (WHM) d			1624				1825				2025				2226		
Cranbrook (CBK) d			1629		1729		1830		1931		2029		2130		2231		
Pinhoe (PIN) d			1633		1733		1834		1935		2033		2134		2235		
Exeter Central (EXC) a			1637		1738		1838		1939		2038		2139		2239		
Exeter St Davids (EXD) 6 a			1642		1742		1844		1944		2044		2143		2244		

For the complete service between London, Woking and Basingstoke see table 152, and between Reading and Basingstoke, table 120
For the complete service between Salisbury, Westbury and Castle Cary see table 133

NOTES (see introductory pages for explanation of train operator codes and standard symbols)

a Arrival time u Stops to pick up only e Arrives 3 minutes earlier h Calls at Yeovil Junction after Yeovil Pen Mill
d Departure time c Arrives 5 minutes earlier g Arrives 14 minutes earlier

London to Salisbury, Westbury, Yeovil, Axminster and Exeter

Mondays to Fridays

Operator Train ID Days of operation/Notes 1st Class/Reservations/Bus	SW 1L65	SW 1L67	SW 1L69	SW 1L71	SW 1L73	SW 1L75	SW 1L79 FX FX	SW 1L79 FO FO
	1	1	1	1	1	1	1	1
London Waterloo (WAT) 15 d	2020		2120		2220		2340	2340
Clapham Junction (CLJ) 10 d	2027u		2127u		2227u		2347u	2347u
Woking (WOK) d	2046		2146		2246		0008	0008
Reading (RDG) 7 d								
Basingstoke (BSK) d	2107	2137	2207	2237	2308	2338	0029	0029
Overton (OVR) d	2115	2146	2215	2246	2316	2347	0037s	0037s
Whitchurch (Hants) (WCH) d	2120	2151	2220	2251	2321	2353	0042s	0042s
Andover (ADV) d	2129	2200	2229	2300	2330	0001	0051	0051
Grateley (GRT) d	2136	2207	2236	2307	2337	0008	0058s	0058s
Salisbury (SAL) a	2148	2220	2249	2322	2349	0021	0111	0111
Salisbury (SAL) d	2150				2351			0114
Warminster (WMN) a								
Westbury (WSB) a								
Frome (FRO) a								
Bruton (BRU) a								
Castle Cary (CLC) a								
Tisbury (TIS) d	2208				0004s			0127s
Gillingham (Dorset) (GIL) d	2218				0015s			0137s
Templecombe (TMC) d	2226				0023s			0145s
Sherborne (SHE) d	2233				0030s			0153s
Yeovil Junction (YVJ) a	2239				0036			0159
Yeovil Junction (YVJ) d	2240							
Yeovil Pen Mill (YVP) a								
Crewkerne (CKN) d	2250							
Axminster (AXM) d	2305							
Honiton (HON) d	2338f							
Feniton (FNT) d	2343							
Whimple (WHM) d	2348							
Cranbrook (CBK) d	2353							
Pinhoe (PIN) d	2357							
Exeter Central (EXC) a	0001							
Exeter St Davids (EXD) 6 a	0005							

NOTES (see introductory pages for explanation of train operator codes and standard symbols)

- a Arrival time
- d Departure time
- s Stops to set down only
- u Stops to pick up only
- f Arrives 22 minutes earlier
- FO Fridays only
- FX Not Fridays

London to Salisbury, Westbury, Yeovil, Axminster and Exeter

Saturdays

Operator Train ID 1st Class/Reservations/Bus	SW 1L93 □	SW 1L95 □	SW 1L03 □	SW 1L09 □	SW 1L11 □	SW 1L13 □	SW 1L15 □	SW 1L17 □	SW 1V19 □	SW 1L21 □	SW 1L23 □	SW 1L25 □	SW 1L27 □	SW 1L29 □	SW 1L31 □	SW 1L33 □	SW 1L35 □
London Waterloo (WAT) 15 d					0635	0710	0750	0820	0850	0920	0950	1020	1050	1120	1150	1220	1250
Clapham Junction (CLJ) 10 d					0642u	0717u	0757u	0827u	0857u	0927u	0957u	1027u	1057u	1127u	1157u	1227u	1257u
Woking (WOK) d					0701	0736	0816	0846	0916	0946	1016	1046	1116	1146	1216	1246	1316
Reading (RDG) 7 d																	
Basingstoke (BSK) d					0723	0759	0838	0906	0938	1007	1038	1109c	1138f	1207	1238	1307	1338
Overton (OVR) d					0731	0808	0846		0946		1046		1146		1246		1346
Whitchurch (Hants) (WCH) d					0736	0813	0851		0951		1051		1151		1251		1351
Andover (ADV) d					0745	0821	0900	0924	1000	1024	1100	1126	1200	1224	1300	1324	1400
Grateley (GRT) d					0752	0829	0907		1007		1107		1207		1307		1407
Salisbury (SAL) a					0805	0842	0920	0942	1020	1042	1120	1144	1220	1242	1320	1342	1420
Salisbury (SAL) d			0615	0747	0813	0847		0947	1026	1047		1147		1247		1347	
Warminster (WMN) a									1045								
Westbury (WSB) a									1054								
Frome (FRO) a									1106								
Bruton (BRU) a																	
Castle Cary (CLC) a																	
Tisbury (TIS) d			0629	0801	0832	0906		1006		1106		1206		1306		1406	
Gillingham (Dorset) (GIL) d			0642f	0814f	0900g	0917		1017		1117		1217		1317		1417	
Templecombe (TMC) d			0650	0822	0907	0925		1025		1125		1225		1325		1425	
Sherborne (SHE) d			0657	0829	0915	0932		1032		1132		1232		1332		1432	
Yeovil Junction (YVJ) a			0703	0835	0920	0938		1038		1138		1238		1338		1438	
Yeovil Junction (YVJ) d		0615	0707	0839		0939		1039		1139		1239		1339		1439	
Yeovil Pen Mill (YVP) a																	
Crewkerne (CKN) d		0624	0716	0849		0949		1049		1149		1249		1349		1449	
Axminster (AXM) d	0552	0657h	0738	0903		1003		1103		1203		1303		1403		1503	
Honiton (HON) d	0604	0712c	0754e	0916		1016		1116		1216		1316		1416		1516	
Feniton (FNT) d	0610	0718	0800	0921		1021				1221				1421			
Whimple (WHM) d	0615	0723	0805	0926				1124				1324				1524	
Cranbrook (CBK) d	0619	0728	0809	0931		1029		1128		1229		1328		1429		1528	
Pinhoe (PIN) d	0623	0732	0813	0935		1033		1132		1233		1332		1433		1532	
Exeter Central (EXC) a	0628	0737	0818	0939		1037		1137		1237		1337		1437		1537	
Exeter St Davids (EXD) 6 a	0632	0742	0823	0944		1042		1142		1242		1342		1442		1542	





Operator Train ID 1st Class/Reservations/Bus	SW 1L37 □	SW 1L39 □	SW 1L41 □	SW 1L43 □	SW 1L45 □	SW 1L47 □	SW 1L49 □	SW 1L51 □	SW 1L53 □	SW 1V55 □	SW 1L57 □	SW 1L59 □	SW 1L61 □	SW 1L63 □	SW 1L65 □	SW 1L67 □	SW 1L69 □
London Waterloo (WAT) 15 d	1320	1350	1420	1450	1520	1550	1620	1650	1720	1750	1820	1850	1920	1950	2020	2050	2120
Clapham Junction (CLJ) 10 d	1327u	1357u	1427u	1457u	1527u	1557u	1627u	1657u	1727u	1757u	1827u	1857u	1927u	1957u	2027u	2057u	2127u
Woking (WOK) d	1346	1416	1446	1516	1546	1616	1646	1716	1746	1816	1846	1916	1946	2016	2046	2116	2146
Reading (RDG) 7 d																	
Basingstoke (BSK) d	1407	1438	1507	1538	1607	1638	1707	1738	1807	1838	1907	1938	2007	2038	2107	2138	2207
Overton (OVR) d		1446		1546		1646		1746		1846		1946		2046		2146	2215
Whitchurch (Hants) (WCH) d		1451		1551		1651		1751		1851		1951		2051		2151	2220
Andover (ADV) d	1424	1500	1524	1600	1624	1700	1724	1800	1824	1900	1924	2000	2024	2100	2124	2200	2229
Grateley (GRT) d		1507		1607		1707		1807		1907		2007		2107		2207	2236
Salisbury (SAL) a	1442	1520	1542	1620	1642	1720	1742	1820	1843	1920	1943	2020	2045	2120	2144	2220	2248
Salisbury (SAL) d	1447		1547		1647		1747		1847	1927	1947		2047		2148		2255
Warminster (WMN) a										1946							
Westbury (WSB) a										1954							
Frome (FRO) a										2007							
Bruton (BRU) a										2018							
Castle Cary (CLC) a										2023							
Tisbury (TIS) d	1506		1606		1706		1806		1908		2006		2106		2206		2308s
Gillingham (Dorset) (GIL) d	1517		1617		1717		1817		1919		2017		2117		2217		2319s
Templecombe (TMC) d	1525		1625		1725		1825		1926		2025		2125		2225		2327s
Sherborne (SHE) d	1532		1632		1732		1832		1934		2032		2132		2232		2334s
Yeovil Junction (YVJ) a	1538		1638		1738		1838		1939	2045j	2038		2138		2238		2340
Yeovil Junction (YVJ) d	1539		1639		1739		1839		1941		2039		2139		2239		
Yeovil Pen Mill (YVP) a										2038							
Crewkerne (CKN) d	1549		1649		1749		1849		1950		2049		2149		2249		
Axminster (AXM) d	1603		1703		1803		1903		2005		2103		2203		2303		
Honiton (HON) d	1616		1716		1816		1916		2016		2117		2217		2315a		
Feniton (FNT) d	1621				1821				2023				2222				
Whimple (WHM) d			1724				1924				2125		2227				
Cranbrook (CBK) d	1629		1728		1829		1928		2030		2129		2232				
Pinhoe (PIN) d	1633		1732				1932				2133		2236				
Exeter Central (EXC) a	1637		1737		1837		1937		2041		2138		2240				
Exeter St Davids (EXD) 6 a	1642		1742		1842		1942		2045		2142		2245				

NOTES (see introductory pages for explanation of train operator codes and standard symbols)

- a Arrival time
- d Departure time
- s Stops to set down only
- u Stops to pick up only
- c Arrives 4 minutes earlier
- e Arrives 5 minutes earlier
- f Arrives 3 minutes earlier
- g Arrives 18 minutes earlier
- h Arrives 14 minutes earlier
- j Calls at Yeovil Junction after Yeovil Pen Mill

London to Salisbury, Westbury, Yeovil, Axminster and Exeter

Saturdays

Operator Train ID 1st Class/Reservations/Bus	SW 1L73 f	SW 1L75 f	SW 1L79 f
London Waterloo (WAT)  d	2220	2250	2339
Clapham Junction (CLJ)  d	2227u	2257u	2346u
Woking (WOK) d	2246	2316	0008f
Reading (RDG)  d			
Basingstoke (BSK) d	2308	2340	0029
Overton (OVR) d	2316	2349	0038s
Whitchurch (Hants) (WCH) d	2321	2355	0043s
Andover (ADV) d	2330	0003	0051
Grateley (GRT) d	2337	0011	0059s
Salisbury (SAL) a	2349	0024	0111
Salisbury (SAL) d			
Warminster (WMN) a			
Westbury (WSB) a			
Frome (FRO) a			
Bruton (BRU) a			
Castle Cary (CLC) a			
Tisbury (TIS) d			
Gillingham (Dorset) (GIL) d			
Templecombe (TMC) d			
Sherborne (SHE) d			
Yeovil Junction (YVJ) a			
Yeovil Junction (YVJ) d			
Yeovil Pen Mill (YVP) a			
Crewkerne (CKN) d			
Axminster (AXM) d			
Honiton (HON) d			
Feniton (FNT) d			
Whimple (WHM) d			
Cranbrook (CBK) d			
Pinhoe (PIN) d			
Exeter Central (EXC) a			
Exeter St Davids (EXD)  a			

NOTES (see introductory pages for explanation of train operator codes and standard symbols)

- a Arrival time
- d Departure time
- s Stops to set down only
- u Stops to pick up only
- f Arrives 3 minutes earlier

London to Salisbury, Westbury, Yeovil, Axminster and Exeter

Sundays

Operator Train ID 1st Class/Reservations/Bus	SW 1L07 □	SW 1L13 □	SW 1O36 □	SW 1L17 □	SW 1L19 □	SW 1L21 □	SW 1L23 □	SW 1L25 □	SW 1L27 □	SW 1L29 □	SW 1L31 □	SW 1L33 □	SW 1L35 □	SW 1L37 □	SW 1L39 □	SW 1L41 □	SW 1L43 □
London Waterloo (WAT) 15 d				0815		0915		1015		1115		1215		1315		1415	
Clapham Junction (CLJ) 10 d				0823u		0924u		1023u		1123u		1223u		1322u		1422u	
Woking (WOK) d				0847		0948		1046		1146		1246		1345		1446	
Reading (RDG) 7 d					0912		1012		1112		1212		1312		1412		1512
Basingstoke (BSK) d		0804		0908	0933	1009	1033	1107	1131	1207	1231	1307	1331	1407e	1431	1507	1531
Overton (OVR) d		0812			0942		1042		1140		1240		1340		1440		1540
Whitchurch (Hants) (WCH) d		0817			0947		1047		1145		1245		1345		1445		1545
Andover (ADV) d		0826		0925	0955	1026	1055	1124	1154	1224	1253	1324	1354	1424	1453	1524	1553
Grateley (GRT) d		0833			1003		1103		1201		1301		1401		1501		1601
Salisbury (SAL) a		0846		0942	1018	1042	1118	1142	1214	1242	1314	1343	1414	1442	1514	1540	1613
Salisbury (SAL) d 0654	0847			0947		1047		1147		1247		1347	1419	1447		1547	1614
Warminster (WMN) a																	
Westbury (WSB) a																	
Frome (FRO) a																	
Bruton (BRU) a																	
Castle Cary (CLC) a																	
Tisbury (TIS) d 0706	0906			1007		1106		1206		1306		1406	1433	1506		1606	1633
Gillingham (Dorset) (GIL) d 0717	0917			1018		1117		1217		1317		1417	1451c	1517		1617	1643a
Templecombe (TMC) d 0725	0925			1025		1125		1225		1325		1425	1458	1525		1625	
Sherborne (SHE) d 0732	0932			1033		1132		1232		1332		1432	1506	1532		1632	
Yeovil Junction (YVJ) a 0738	0938			1038		1138		1238		1338		1438	1511	1538		1638	
Yeovil Junction (YVJ) d 0739	0939		0945	1039		1139		1239		1339		1439	1516	1539		1639	
Yeovil Pen Mill (YVP) a			0950										1521				
Crewkerne (CKN) d 0749	0949			1049		1149		1249		1349		1449		1549		1649	
Axminster (AXM) d 0803	1003			1103		1203		1303		1403		1503		1603		1703	
Honiton (HON) d 0817	1016			1116		1216		1316		1416		1516		1616		1716	
Feniton (FNT) d 0822	1021					1221				1421				1621			
Whimble (WHM) d 0827	1026			1124				1324				1524				1724	
Cranbrook (CBK) d 0832	1031			1128		1229		1328		1429		1528		1629		1728	
Pinhoe (PIN) d 0836	1035			1132		1233		1332		1433		1532		1633		1732	
Exeter Central (EXC) a 0840	1039			1137		1237		1337		1437		1537		1637		1737	
Exeter St Davids (EXD) 6 a 0844	1044			1142		1242		1342		1442		1542		1642		1741	

Operator Train ID Days of operation/Notes 1st Class/Reservations/Bus	SW 1L45 □	SW 1L47 □	SW 1L49 □	SW 1L55 □	SW 1L53 □	SW 1L97 □	SW 1L57 □	SW 1L59 □	SW 1L61 □	SW 1L63 □	SW 1L65 □	SW 1L67 □	SW 1L69 □	SW 1L73 □	SW 1L79 A □
London Waterloo (WAT) 15 d	1520		1620		1720	1745	1820	1845	1920	1945	2020	2045	2120	2220	2335
Clapham Junction (CLJ) 10 d	1527u		1627u		1727u	1753u	1827u	1853u	1927u	1953u	2027u	2053u	2127u	2227u	2344u
Woking (WOK) d	1546		1646		1746	1813	1846	1913	1946	2013	2046	2114	2146	2246	0008
Reading (RDG) 7 d		1612		1712											
Basingstoke (BSK) d	1607	1631	1707	1731	1807	1834	1907	1934	2007	2034	2107	2135	2207	2307	0040
Overton (OVR) d		1640		1739		1843		1943		2043		2144		2315	0049s
Whitchurch (Hants) (WCH) d		1645		1744		1848		1948		2048		2149		2320	0054s
Andover (ADV) d	1624	1653	1724	1753	1824	1856	1924	1956	2024	2056	2124	2157	2224	2329	0103
Grateley (GRT) d		1701		1800		1904		2004		2104		2205		2336	0110s
Salisbury (SAL) a	1646	1715	1742	1815	1842	1917	1942	2017	2042	2117	2143	2217	2242	2348	0122
Salisbury (SAL) d	1647		1747		1847		1947		2047		2147		2247		
Warminster (WMN) a															
Westbury (WSB) a															
Frome (FRO) a															
Bruton (BRU) a															
Castle Cary (CLC) a															
Tisbury (TIS) d	1706		1806		1906		2006		2106		2206		2306		
Gillingham (Dorset) (GIL) d	1717		1817		1917		2017		2117		2217		2317		
Templecombe (TMC) d	1725		1825		1925		2025		2125		2225		2325		
Sherborne (SHE) d	1732		1832		1932		2032		2132		2232		2332		
Yeovil Junction (YVJ) a	1738		1838		1938		2038		2138		2238		2338		
Yeovil Junction (YVJ) d	1739		1839		1940		2039		2139				2339		
Yeovil Pen Mill (YVP) a															
Crewkerne (CKN) d	1749		1849		1950		2049		2149				2348		
Axminster (AXM) d	1803		1903		2004		2103		2203				0009		
Honiton (HON) d	1816		1916		2017		2116		2216				0020s		
Feniton (FNT) d	1821				2022				2221				0026s		
Whimble (WHM) d			1924				2124		2227				0031s		
Cranbrook (CBK) d	1829		1928		2030		2128		2231				0036s		
Pinhoe (PIN) d	1833		1932		2034		2132		2235				0040s		
Exeter Central (EXC) a	1837		1937		2038		2137		2240						
Exeter St Davids (EXD) 6 a	1842		1942		2043		2143		2244				0047		

NOTES (see introductory pages for explanation of train operator codes and standard symbols)

- | | | | |
|---|------------------------|---|--|
| a | Arrival time | c | Arrives 8 minutes earlier |
| d | Departure time | e | Arrives 3 minutes earlier |
| s | Stops to set down only | A | Also calls at Farnborough (Main) 0019 and Fleet 0024 |
| u | Stops to pick up only | | |

Exeter, Axminster, Yeovil, Westbury and Salisbury to London

Mondays to Fridays

Operator Train ID 1st Class/Reservations/Bus	SW 1L12 f	SW 1L14 f	SW 1L16 f	SW 1L18 f	SW 1L20 f	SW 1L22 f	SW 1024 f	SW 1L24 f	SW 1L26 f	SW 1L28 f	SW 1L30 f	SW 1L32 f	SW 1L34 f	SW 1L36 f	SW 1L38 f	SW 1040 f	SW 1L40 f
Exeter St Davids (EXD) 6 d					0510				0640	0725		0823		0925			1025
Exeter Central (EXC) d					0514				0645	0729		0828		0930			1030
Pinhoe (PIN) d					0519				0650	0733		0833		0934			1034
Cranbrook (CBK) d					0523				0654	0738		0837		0939			1039
Whimple (WHM) d					0528				0659			0842		0944			
Feniton (FNT) d					0534				0705			0847					1047
Honiton (HON) d					0541	0620			0712	0752		0855		0955			1055
Axminster (AXM) d					0552	0631			0723	0803		0906		1006			1106
Crewkerne (CKN) d					0605	0644			0736	0816		0919		1019			1119
Yeovil Pen Mill (YVP) d				0541			0655	0711								1044	
Yeovil Junction (YVJ) a				0546	0615	0652		0716	0745	0825		0928		1027			1127
Yeovil Junction (YVJ) d			0514	0550	0620	0653		0720	0750	0829		0929		1029			1129
Sherborne (SHE) d			0520	0556	0626	0700		0726	0756	0835		0935		1035			1135
Templecombe (TMC) d			0528	0604	0634	0707		0734	0804	0843		0943		1043			1143
Gillingham (Dorset) (GIL) d			0536	0612	0642	0715		0742	0812	0851	0918	0951		1051			1151
Tisbury (TIS) d			0546	0624	0652	0726		0752	0822	0901	0928	1001		1101			1201
Castle Cary (CLC) d								0710									1104
Bruton (BRU) d								0715									1109
Frome (FRO) d								0727									1121
Westbury (WSB) d								0740									1136
Warminster (WMN) d								0748									1148
Salisbury (SAL) a			0601	0639	0707	0740		0812	0806	0837	0917	0943	1016	1116		1209	1217
Salisbury (SAL) d	0510	0543	0606	0645	0715	0745		0815	0847	0921	0947	1021	1047	1121	1147	1221	
Grateley (GRT) d	0522	0555	0619	0657	0727	0757		0827	0859		0959		1059		1159		
Andover (ADV) d	0530	0603	0626	0705	0735	0805		0835	0906	0938	1006	1038	1106	1138	1206		1238
Whitchurch (Hants) (WCH) d	0538	0611	0635	0713	0743	0813		0843	0914		1014		1114		1214		
Overton (OVR) d	0544	0617	0641	0719	0749	0819		0849	0920		1020		1120		1220		
Basingstoke (BSK) d	0554	0627	0651	0730	0759	0828a		0859	0928a	0957	1029a	1057	1129a	1157	1231a		1257
Reading (RDG) 7 a																	
Woking (WOK) d	0614	0647			0819			0919		1017		1117		1217			1317
Clapham Junction (CLJ) 10 a	0633	0706						0938		1036		1136		1236			1336
London Waterloo (WAT) 15 a	0641	0719	0736	0814	0846			0953		1049		1149		1249			1349

Operator Train ID 1st Class/Reservations/Bus	SW 1L42 f	SW 1L44 f	SW 1L46 f	SW 1050 f	SW 1V23 f	SW 1L48 f	SW 1V27 f	SW 1L52 f	SW 1L54 f	SW 1056 f	SW 1L56 f	SW 1L58 f	SW 1L60 f	SW 1L62 f	SW 1L64 f	SW 1L66 f	SW 1L68 f
Exeter St Davids (EXD) 6 d		1125				1225		1325			1425		1525		1625		1725
Exeter Central (EXC) d		1130				1230		1330			1430		1530		1630		1730
Pinhoe (PIN) d		1134				1234		1334			1434		1534		1634		1734
Cranbrook (CBK) d		1139				1239		1339			1439		1539		1639		1739
Whimple (WHM) d		1144						1344					1544		1644		1744
Feniton (FNT) d						1247					1447				1649		1750
Honiton (HON) d			1155			1255		1355			1455		1555		1656		1757
Axminster (AXM) d			1206			1306		1406			1506		1606		1707		1808
Crewkerne (CKN) d			1219			1319		1419			1519		1619		1720		1821
Yeovil Pen Mill (YVP) d				1324	1255		1354			1500							
Yeovil Junction (YVJ) a		1227			1300	1327	1400	1427			1527		1628		1729		1829
Yeovil Junction (YVJ) d		1229		1317f		1329		1429		1451f	1529		1629		1730		1830
Sherborne (SHE) d		1235				1335		1435			1535		1635		1736		1837
Templecombe (TMC) d		1243				1343		1443			1543		1643		1744		1844
Gillingham (Dorset) (GIL) d		1251				1351		1451			1551	1618	1651		1752		1852
Tisbury (TIS) d		1301				1401		1501			1602	1628	1701		1802		1903
Castle Cary (CLC) d				1339						1514							
Bruton (BRU) d				1344						1519							
Frome (FRO) d				1356						1531							
Westbury (WSB) d				1413						1544							
Warminster (WMN) d				1423						1552							
Salisbury (SAL) a		1317		1443		1417		1516		1612	1616	1643	1716		1822		1922
Salisbury (SAL) d	1247	1321	1347	1447		1421		1521	1547	1621	1647	1720	1747	1826	1847	1924	
Grateley (GRT) d	1259		1359	1459				1559		1659		1759		1859			
Andover (ADV) d	1306	1338	1406	1506		1438		1538	1606	1638	1706	1737	1806	1843	1906	1947e	
Whitchurch (Hants) (WCH) d	1314		1414	1514				1614		1714		1814		1914			
Overton (OVR) d	1320		1420	1520				1620		1720		1820		1920			
Basingstoke (BSK) d	1331a	1357	1429a	1530		1457		1557	1630	1657	1728a	1757c	1828a	1901	1929a		2010
Reading (RDG) 7 a																	
Woking (WOK) d		1417		1550		1517		1617	1650	1717		1816		1921			2031
Clapham Junction (CLJ) 10 a		1436				1536		1636		1737		1836		1940			2053
London Waterloo (WAT) 15 a		1449		1619		1549		1649	1719	1756		1849		1950			2102

NOTES (see introductory pages for explanation of train operator codes and standard symbols)

- a Arrival time
- d Departure time
- c Arrives 3 minutes earlier
- e Arrives 7 minutes earlier
- f Starts from Yeovil Junction before Yeovil Pen Mill

Exeter, Axminster, Yeovil, Westbury and Salisbury to London

Mondays to Fridays

Operator Train ID 1st Class/Reservations/Bus		SW 1L70 f	SW 1L51 f	SW 1L72 f	SW 1L74 f	SW 1L76 f	SW 2V28 f	SW 1J78 f	SW 1L80 f	SW 2V30 f	SW 1L84 f	SW 1O58 f	SW 1L88 f	SW 1L92 f
Exeter St Davids (EXD)	6 d			1825		1925			2025		2125		2225	2306
Exeter Central (EXC)	d			1830		1930			2030		2130		2230	2310
Pinhoe (PIN)	d			1835		1934			2034		2134		2235	2315
Cranbrook (CBK)	d			1839		1939			2039		2139		2239	2319
Whimble (WHM)	d			1844		1944					2144		2244	2324
Feniton (FNT)	d			1849					2047		2149		2250	2329
Honiton (HON)	d			1856		1955			2055		2157		2257	2337
Axminster (AXM)	d			1907		2006			2106		2208		2308	2348
Crewkerne (CKN)	d			1920		2019			2119		2221		2321	0002
Yeovil Pen Mill (YVP)	d		1926				2030			2130		2152		
Yeovil Junction (YVJ)	a			1929		2027	2035		2127	2135	2229		2329	0009
Yeovil Junction (YVJ)	d		1917f	1930		2029			2129		2230	2145f	2331	
Sherborne (SHE)	d			1936		2035			2135		2236			
Templecombe (TMC)	d			1944		2043			2143		2244			
Gillingham (Dorset) (GIL)	d			1952		2051			2151		2252			
Tisbury (TIS)	d			2002		2101			2201		2303			
Castle Cary (CLC)	d		1940										2220	
Bruton (BRU)	d		1945										2225	
Frome (FRO)	d		1957										2245	
Westbury (WSB)	d		2016a										2312	
Warminster (WMN)	d												2320	
Salisbury (SAL)	a			2021		2121			2221		2319	2340	0017	
Salisbury (SAL)	d	1947		2023	2047	2125		2149	2225					
Grateley (GRT)	d	1959			2059			2201	2237					
Andover (ADV)	d	2006		2041	2106	2142		2208	2244					
Whitchurch (Hants) (WCH)	d	2014			2114			2216	2252					
Overton (OVR)	d	2020			2120			2222	2258					
Basingstoke (BSK)	d	2029a		2059	2129a	2200		2233	2307					
Reading (RDG)	7 a							2250						
Woking (WOK)	d			2118		2220			2327					
Clapham Junction (CLJ)	10 a			2138		2239			2347					
London Waterloo (WAT)	15 a			2149		2249			2356					

NOTES (see introductory pages for explanation of train operator codes and standard symbols)

- a Arrival time
- d Departure time
- f Starts from Yeovil Junction before Yeovil Pen Mill

Exeter, Axminster, Yeovil, Westbury and Salisbury to London

Saturdays

Operator Train ID 1st Class/Reservations/Bus	SW 1L12 f	SW 1L14 f	SW 1L16 f	SW 1L18 f	SW 1L20 f	SW 1L22 f	SW 1L24 f	SW 1026 f	SW 1L26 f	SW 1L28 f	SW 1L30 f	SW 1L32 f	SW 1L34 f	SW 1L36 f	SW 1L38 f	SW 1040 f	SW 1L40 f
Exeter St Davids (EXD) 6 d					0510				0640	0725		0824		0925			1025
Exeter Central (EXC) d					0514				0645	0729		0828		0930			1030
Pinhoe (PIN) d					0519				0650	0733		0833		0934			1034
Cranbrook (CBK) d					0523				0654	0738		0837		0940			1039
Whimble (WHM) d					0528				0659	0743		0842		0945			
Feniton (FNT) d					0534				0705			0847					1047
Honiton (HON) d					0541	0620			0713	0755		0855		0955			1055
Axminster (AXM) d					0552	0631			0724	0806		0906		1006			1106
Crewkerne (CKN) d					0605	0644			0737	0819		0919		1019			1119
Yeovil Pen Mill (YVP) d																	
Yeovil Junction (YVJ) a					0614	0652			0745	0827		0927		1027			1127
Yeovil Junction (YVJ) d					0620	0653			0753	0829		0929	0953	1029			1129
Sherborne (SHE) d					0626	0700			0759	0835		0935	0959	1035			1135
Templecombe (TMC) d					0634	0707			0807	0843		0943	1007	1043			1143
Gillingham (Dorset) (GIL) d					0642	0717c			0817c	0851		0951	1017c	1051			1151
Tisbury (TIS) d					0652	0727			0827	0901		1001	1027	1101			1201
Castle Cary (CLC) d									0736								
Bruton (BRU) d									0741								
Frome (FRO) d									0754								1130
Westbury (WSB) d									0810								1143
Warminster (WMN) d									0818								1150
Salisbury (SAL) a					0707	0742			0837	0842	0916		1016	1042	1116		1211 1216
Salisbury (SAL) d	0515	0547	0621	0647	0721	0746	0821		0847	0921	0947	1021	1047	1121	1147		1221
Grateley (GRT) d	0527	0559		0659		0759			0859		0959		1059		1159		
Andover (ADV) d	0535	0606	0638	0706	0738	0806	0838		0906	0938	1006	1038	1106	1138	1206		1238
Whitchurch (Hants) (WCH) d	0543	0614		0714		0814			0914		1014		1114		1214		
Overton (OVR) d	0549	0620		0720		0820			0920		1020		1120		1220		
Basingstoke (BSK) d	0559	0630	0657	0730	0757	0830	0857		0930	0957	1030	1057	1130	1157	1230		1257
Reading (RDG) 7 a																	
Woking (WOK) d	0619	0653	0717	0750	0817	0850	0917		0950	1017	1050	1117	1150	1217	1250		1317
Clapham Junction (CLJ) 10 a	0638		0738		0837		0936			1036		1136		1236			1336
London Waterloo (WAT) 15 a	0649	0719	0749	0819	0849	0919	0949		1019	1049	1119	1148	1219	1249	1319		1349

Operator Train ID 1st Class/Reservations/Bus	SW 1L42 f	SW 1L44 f	SW 1L46 f	SW 1L48 f	SW 1L50 f	SW 1L52 f	SW 1L54 f	SW 1L56 f	SW 1L58 f	SW 1L60 f	SW 1L62 f	SW 1L64 f	SW 1L66 f	SW 1L68 f	SW 1L72 f	SW 1L74 f	SW 1L76 f
Exeter St Davids (EXD) 6 d		1125		1225		1325		1425		1525		1625		1725	1825		1925
Exeter Central (EXC) d		1130		1230		1330		1430		1530		1630		1730	1830		1930
Pinhoe (PIN) d		1134		1234		1334		1434		1534		1634		1734	1834		1934
Cranbrook (CBK) d		1139		1239		1339		1439		1539		1639		1739	1839		1939
Whimble (WHM) d		1144				1344				1544				1744			1944
Feniton (FNT) d				1247				1447				1647		1749	1847		
Honiton (HON) d		1155		1255		1355		1455		1555		1655		1756	1855		1955
Axminster (AXM) d		1206		1306		1406		1506		1606		1706		1807	1906		2006
Crewkerne (CKN) d		1219		1319		1419		1519		1619		1719		1820	1919		2019
Yeovil Pen Mill (YVP) d																	
Yeovil Junction (YVJ) a		1227		1327		1427		1527		1627		1727		1829	1927		2027
Yeovil Junction (YVJ) d		1229		1329		1429		1529		1629		1729		1830	1929		2029
Sherborne (SHE) d		1235		1335		1435		1535		1635		1735		1837	1935		2035
Templecombe (TMC) d		1243		1343		1443		1543		1643		1743		1844	1943		2043
Gillingham (Dorset) (GIL) d		1251		1351		1451		1551		1651		1751		1852	1951		2051
Tisbury (TIS) d		1301		1401		1501		1601		1701		1801		1903	2001		2101
Castle Cary (CLC) d																	
Bruton (BRU) d																	
Frome (FRO) d																	
Westbury (WSB) d																	
Warminster (WMN) d																	
Salisbury (SAL) a		1317		1416		1516		1616		1716		1816		1918	2016		2116
Salisbury (SAL) d	1247	1321	1347	1421	1447	1521	1547	1621	1647	1721	1747	1821	1847	1921	2026	2053	2126
Grateley (GRT) d	1259		1359		1459		1559		1659		1759		1859	1934	2038		2138
Andover (ADV) d	1306	1338	1406	1438	1506	1538	1606	1638	1706	1738	1806	1838	1906	1942	2045	2112c	2145
Whitchurch (Hants) (WCH) d	1314		1414		1514		1614		1714		1814		1914	1950	2053		2153
Overton (OVR) d	1320		1420		1520		1620		1720		1820		1920	1956	2059		2159
Basingstoke (BSK) d	1330	1357	1430	1457	1530	1557	1630	1657	1730	1757	1830	1857	1930	2010e	2111c	2130	2209
Reading (RDG) 7 a																	
Woking (WOK) d	1350	1417	1450	1517	1550	1617	1650	1717	1750	1817	1850	1917	1950	2031	2136f	2150	2229
Clapham Junction (CLJ) 10 a		1436		1536		1636		1736		1836		1936		2053	2155		2248
London Waterloo (WAT) 15 a	1419	1449	1519	1549	1619	1649	1719	1749	1819	1849	1918	1949	2019	2104	2204	2219	2258

NOTES (see introductory pages for explanation of train operator codes and standard symbols)

- a Arrival time
- d Departure time
- c Arrives 3 minutes earlier
- e Arrives 4 minutes earlier
- f Arrives 6 minutes earlier

Exeter, Axminster, Yeovil, Westbury and Salisbury to London

Saturdays

Operator Train ID 1st Class/Reservations/Bus	SW 1L80 □	SW 1L84 □	SW 1O58 □	SW 1L88 □
Exeter St Davids (EXD) 6 d	2025	2125		2300
Exeter Central (EXC) d	2030	2130		2304
Pinhoe (PIN) d	2034	2134		2309
Cranbrook (CBK) d	2039	2139		2313
Whimble (WHM) d	2044	2144		2318
Feniton (FNT) d	2049	2149		2324
Honiton (HON) d	2056	2156		2332
Axminster (AXM) d	2107	2207		2343
Crewkerne (CKN) d	2120	2220		2356
Yeovil Pen Mill (YVP) d				
Yeovil Junction (YVJ) a	2129	2229		0004
Yeovil Junction (YVJ) d	2130	2230		0006
Sherborne (SHE) d	2136	2236		
Templecombe (TMC) d	2144	2244		
Gillingham (Dorset) (GIL) d	2152	2252		
Tisbury (TIS) d	2202	2302		
Castle Cary (CLC) d				
Bruton (BRU) d				
Frome (FRO) d				
Westbury (WSB) d			2312	
Warminster (WMN) d			2319	
Salisbury (SAL) a	2217	2323	2340	0041
Salisbury (SAL) d	2226			
Grateley (GRT) d	2238			
Andover (ADV) d	2245			
Whitchurch (Hants) (WCH) d	2253			
Overton (OVR) d	2259			
Basingstoke (BSK) d	2309			
Reading (RDG) 7 a				
Woking (WOK) d	2329			
Clapham Junction (CLJ) 10 a	2350			
London Waterloo (WAT) 15 a	0001			

NOTES (see introductory pages for explanation of train operator codes and standard symbols)

- a Arrival time
d Departure time

Exeter, Axminster, Yeovil, Westbury and Salisbury to London

Sundays

Operator Train ID 1st Class/Reservations/Bus	SW 1L18 □	SW 1L20 □	SW 1J22 □	SW 1L24 □	SW 1J26 □	SW 1L28 □	SW 1J30 □	SW 1L32 □	SW 1J34 □	SW 1O36 □	SW 1L36 □	SW 1J38 □	SW 1L40 □	SW 1J42 □	SW 1L44 □	SW 1J46 □	SW 1L48 □
Exeter St Davids (EXD) 6 d								0824			0925		1025		1125		1225
Exeter Central (EXC) d								0828			0930		1030		1130		1230
Pinhoe (PIN) d								0835			0934		1034		1134		1234
Cranbrook (CBK) d								0840			0939		1039		1139		1239
Whimble (WHM) d											0944				1144		
Feniton (FNT) d								0848					1047				1247
Honiton (HON) d								0856			0955		1055		1155		1255
Axminster (AXM) d								0907			1006		1106		1206		1306
Crewkerne (CKN) d								0920			1019		1119		1219		1319
Yeovil Pen Mill (YVP) d										0953							
Yeovil Junction (YVJ) a								0928			1027		1127		1227		1327
Yeovil Junction (YVJ) d				0729		0829		0930		0945e	1029		1129		1229		1329
Sherborne (SHE) d				0735		0835		0936			1035		1135		1235		1335
Templecombe (TMC) d				0743		0843		0944			1043		1143		1243		1343
Gillingham (Dorset) (GIL) d				0751		0851		0952			1051		1151		1251		1351
Tisbury (TIS) d				0801		0901		1002			1101		1201		1301		1401
Castle Cary (CLC) d										1007							
Bruton (BRU) d										1012							
Frome (FRO) d										1024							
Westbury (WSB) d										1043							
Warminster (WMN) d										1051							
Salisbury (SAL) a				0816		0916		1016		1112	1116		1216		1316		1416
Salisbury (SAL) d	0645	0727	0741	0827	0844	0927	0944	1027	1044	1127	1144	1227	1244	1327	1344	1427	
Grateley (GRT) d		0739			0856		0956		1056		1156		1256		1356		
Andover (ADV) d	0702	0746	0758	0845	0903	0945	1003	1045	1103	1145	1203	1245	1303	1345	1403	1445	
Whitchurch (Hants) (WCH) d		0754			0911		1011		1111		1211		1311		1411		
Overton (OVR) d		0800			0917		1017		1117		1217		1317		1417		
Basingstoke (BSK) d	0720	0810	0817	0904	0928	1004	1028	1104	1128	1204	1228	1304	1328	1404	1428	1504	
Reading (RDG) 7 a			0844		0947		1047		1147		1247		1347		1449		
Woking (WOK) d	0740	0830		0924		1024		1124		1224		1324		1424		1524	
Clapham Junction (CLJ) 10 a	0805	0857		0948		1044		1144		1243		1343		1443		1543	
London Waterloo (WAT) 15 a	0823	0912		1000		1057		1157		1254		1354		1454		1554	

Operator Train ID 1st Class/Reservations/Bus	SW 1J50 □	SW 1L52 □	SW 1J54 □	SW 1L56 □	SW 1L58 □	SW 1L60 □	SW 1L62 □	SW 1L64 □	SW 1L66 □	SW 1L68 □	SW 1L72 □	SW 1L76 □	SW 1L80 □	SW 1L84 □	SW 1L88 □	SW 1L90 □
Exeter St Davids (EXD) 6 d		1325		1425		1525		1625		1725	1825	1925	2025	2125	2225	2313
Exeter Central (EXC) d		1330		1430		1530		1630		1730	1830	1930	2030	2130	2230	2318
Pinhoe (PIN) d		1334		1434		1534		1634		1734	1834	1934	2034	2134	2236	2323s
Cranbrook (CBK) d		1339		1439		1539		1639		1739	1839	1939	2039	2139	2240	2328s
Whimble (WHM) d		1344				1544				1744		1944	2044	2144	2245	
Feniton (FNT) d				1447				1647			1847		2049	2149	2250	
Honiton (HON) d		1355		1455		1555		1655		1755	1855	1955	2056	2156	2258	2340s
Axminster (AXM) d		1406		1506		1606		1706		1806	1906	2006	2107	2207	2309	2352s
Crewkerne (CKN) d		1419		1519		1619		1719		1819	1919	2019	2120	2220	2322	0008s
Yeovil Pen Mill (YVP) d					1543											
Yeovil Junction (YVJ) a		1427		1527	1548	1627		1727		1827	1927	2027	2129	2229	2331	0017
Yeovil Junction (YVJ) d		1429		1529	1553	1629		1729		1829	1929	2029	2130	2230	2333	
Sherborne (SHE) d		1435		1535	1559	1635		1735		1835	1935	2035	2136	2236		
Templecombe (TMC) d		1443		1543	1607	1643		1743		1843	1943	2043	2144	2244		
Gillingham (Dorset) (GIL) d		1451		1551	1618c	1651	1717	1751		1851	1951	2051	2152	2252		
Tisbury (TIS) d		1501		1601	1629	1701	1728	1801		1901	2001	2101	2202	2302		
Castle Cary (CLC) d																
Bruton (BRU) d																
Frome (FRO) d																
Westbury (WSB) d																
Warminster (WMN) d																
Salisbury (SAL) a		1516		1616	1643	1716	1742	1816		1916	2016	2116	2216	2317	0020	
Salisbury (SAL) d	1444	1527	1544	1627	1644	1727	1744	1827	1844	1927	2021	2121	2227			
Grateley (GRT) d	1456		1556		1656		1756		1856		2033	2133	2239			
Andover (ADV) d	1503	1545	1603	1645	1704	1745	1803	1845	1903	1945	2040	2140	2246			
Whitchurch (Hants) (WCH) d	1511		1611		1712		1811		1911		2048	2148	2254			
Overton (OVR) d	1517		1617		1717		1817		1917		2054	2154	2300			
Basingstoke (BSK) d	1528	1604	1628	1704	1728	1804	1827	1904	1927	2004	2104	2204	2310			
Reading (RDG) 7 a	1547		1647													
Woking (WOK) d		1624		1724		1824		1924		2024	2124	2224	2330			
Clapham Junction (CLJ) 10 a		1643		1743	1810	1843	1908	1943	2011	2043	2143	2243	2349			
London Waterloo (WAT) 15 a		1654		1754	1819	1854	1916	1954	2019	2054	2154	2254	2358			

NOTES (see introductory pages for explanation of train operator codes and standard symbols)

- a Arrival time
- d Departure time
- s Stops to set down only
- c Arrives 4 minutes earlier
- e Starts from Yeovil Junction before Yeovil Pen Mill