




















































London to Milton Keynes, Northampton, Rugby, Coventry and Birmingham

**Mondays to Fridays**

Operator Train ID Days of operation/Notes 1st Class/Reservations/Bus Catering facilities	LM 2U19 B	LM 2Y32	SN 2M01	VT 1F10 C	LM 2U21 B	VT 1S37 D	LM 2Y49	LM 2Y34	SN 2M03 F	LM 2Y51	VT 1H06 E	VT 9G02	LM 1U23 B	VT 9S44 G	SN 2M05	LM 2K07	VT 1H07 E	VT 9G04
London Euston (EUS)  d				0527		0531		0534		0612	0616	0620	0628	0643		0652	0655	0659
East Croydon (ECR)  d																		
Clapham Junction (CLJ)  d			0503						0532						0553			
Wembley Central (WMB)  d									0602						0626			
Harrow & Wealdstone (HRW)  d			0533				0546	0606	0624						0631			
Bushey (BSH)  d									0629									
Watford Junction (WFJ)  a			0541				0554	0613	0632						0639	0708		
Watford Junction (WFJ)  d				0546u		0550u	0555	0614	0632		0634u					0709		0714u
Kings Langley (KGL)  d							0559		0637							0714		
Apsley (APS)  d							0603		0641							0718		
Hemel Hempstead (HML)  d							0606	0621	0644							0721		
Berkhamsted (BKM)  d							0611	0626	0649							0726		
Tring (TRI)  d							0617	0633	0654							0731		
Cheddington (CED)  d							0622		0659									
Leighton Buzzard (LBZ)  d							0627	0642	0704							0738		
Bletchley (BLY)  d							0634	0649	0711							0745		
Milton Keynes Central (MKC)  a				0613		0620	0639	0655	0716	0646		0700	0713			0756	0725	
Milton Keynes Central (MKC)  d		0537				0621	0639		0716			0701	0713					
Wolverton (WOL)  d		0541					0643		0720									
Northampton (NMP)  a		0553					0656		0732									
Northampton (NMP)  d	0520	0556			0605		0640	0659	0737									
Long Buckby (LBK)  d	0531	0607			0616		0651	0710	0748									
Rugby (RUG)  a	0541	0618			0627	0645	0702	0721	0759		0712	0724						0751
Coventry (COV)  a		0629					0713	0732	0809		0722		0742					0802
Birmingham International (BHI)  a		0648					0731	0751	0828		0734		0755					0813
Birmingham New Street (BHM)  a		0709					0743	0809	0842		0746		0810					0827

Operator Train ID Days of operation/Notes 1st Class/Reservations/Bus Catering facilities	LM 2Y53	LM 1Y03	VT 1H08 E	SN 2M09	LM 2Y55	LM 2N55	LM 2T07	VT 1H62 E	VT 9P47 H	LM 1U25 B	LM 1W03	LM 2K09	VT 9G07	SN 2M13 J	LM 2T11	VT 1F12 C	LM 2J89	LM 1Y07
London Euston (EUS)  d		0715	0720			0723	0733	0735	0743	0746	0749	0752	0759		0803	0807	0811	0816
East Croydon (ECR)  d																		
Clapham Junction (CLJ)  d				0640										0739				
Wembley Central (WMB)  d				0707										0808				
Harrow & Wealdstone (HRW)  d				0712	0735	0745								0812	0816		0824	
Bushey (BSH)  d						0751									0822		0829	
Watford Junction (WFJ)  a				0718	0742	0753				0803	0809			0819	0824		0839	
Watford Junction (WFJ)  d				0719	0743	0754				0804	0810	0814u	0819	0825				
Kings Langley (KGL)  d						0758								0830				
Apsley (APS)  d						0802								0834				
Hemel Hempstead (HML)  d				0726	0750	0805					0816		0827	0837				
Berkhamsted (BKM)  d				0731	0755	0810					0821		0832	0842				
Tring (TRI)  d				0738	0800	0816a							0838	0848a				
Cheddington (CED)  d						0805						0830						
Leighton Buzzard (LBZ)  d		0743		0747	0810							0835		0847				0843
Bletchley (BLY)  d		0751		0756	0818							0842		0854				0850
Milton Keynes Central (MKC)  a		0755	0750	0803	0822		0805	0813	0818	0824	0853		0901			0837		0855
Milton Keynes Central (MKC)  d		0756			0823			0813	0819	0827								0856
Wolverton (WOL)  d		0800			0827													0900
Northampton (NMP)  a		0813			0845					0844								0913
Northampton (NMP)  d	0758				0839						0856							
Long Buckby (LBK)  d	0809				0850						0907							
Rugby (RUG)  a	0820				0900					0842	0917		0851					
Coventry (COV)  a	0831				0911			0842		0930			0902					
Birmingham International (BHI)  a	0849				0929			0853		0949			0913					
Birmingham New Street (BHM)  a	0905				0944			0907		1005			0924					

For the complete local service between London and Watford Junction see table 61  
 For the complete service between East Croydon and Watford Junction see table 168  
 For the complete service between Rugby, Coventry and Birmingham see table 68

NOTES (see introductory pages for explanation of train operator codes and standard symbols)

- a Arrival time
- d Departure time
- u Stops to pick up only
- B To Crewe, see table 66
- C To Liverpool Lime Street, see table 65
- D To Glasgow Central, see table 65
- E To Manchester Piccadilly, see table 65
- F From Balham, see table 164
- G To Edinburgh, see table 65
- H To Blackpool North, see table 65
- J From Selhurst, see table 164

London to Milton Keynes, Northampton, Rugby, Coventry and Birmingham

**Mondays to Fridays**

Operator Train ID Days of operation/Notes 1st Class/Reservations/Bus Catering facilities	VT 1H12 E [ ] [ ] [ ] [ ]	LM 2Y57 [ ]	LM 2N57 [ ]	LM 2T13 [ ]	VT 9S54 G [ ] [ ] [ ] [ ]	LM 1U27 B [ ]	LM 1W05 [ ]	LM 2K11 [ ]	VT 1C92 K [ ] [ ] [ ] [ ]	VT 9G10 [ ] [ ] [ ] [ ]	SN 2M19 [ ]	LM 2T15 [ ]	VT 1D83 L [ ] [ ] [ ] [ ]	LM 1Y09 [ ]	VT 1H15 E [ ] [ ] [ ] [ ]	LM 2Y59 [ ]	LM 2N59 [ ]	LM 2T17 [ ]
London Euston (EUS)  d	0820		0822	0831	0843	0846	0849	0851	0853	0859		0903	0910	0915	0920		0924	0933
East Croydon (ECR)  d												0840						
Clapham Junction (CLJ)  d											0840							
Wembley Central (WMB)  d											0908							
Harrow & Wealdstone (HRW)  d			0834	0844							0913	0917						0947
Bushey (BSH)  d				0849								0923						0953
Watford Junction (WFJ)  a			0840	0852			0903	0906			0921	0925					0939	0955
Watford Junction (WFJ)  d			0840	0853			0904	0907		0914u	0922	0926					0940	0956
Kings Langley (KGL)  d				0857								0931						1000
Apsley (APS)  d				0901								0935						1004
Hemel Hempstead (HML)  d			0847	0904				0914			0929	0938					0947	1007
Berkhamsted (BKM)  d			0852	0909				0919			0934	0943					0952	1012
Tring (TRI)  d			0858	0918a							0940	0949a					0958	1024a
Cheddington (CED)  d								0928										
Leighton Buzzard (LBZ)  d			0906					0933			0949			0949				1007
Bletchley (BLY)  d				0913				0940			0956			0949				1014
Milton Keynes Central (MKC)  a	0850		0918		0913	0918	0926	0951			1002		0940	0954	0950			1019
Milton Keynes Central (MKC)  d			0918		0913	0919	0927							0955				1019
Wolverton (WOL)  d			0922											0959				1023
Northampton (NMP)  a			0941					0941						1012				1042
Northampton (NMP)  d		0938					0956											1038
Long Buckby (LBK)  d		0949					1007											1049
Rugby (RUG)  a		0959				0942	1017		0944	0951								1059
Coventry (COV)  a		1010			0942		1030			1002								1112
Birmingham International (BHI)  a		1028			0953		1049			1013								1131
Birmingham New Street (BHM)  a		1044			1007		1105			1024								1145








Operator Train ID Days of operation/Notes 1st Class/Reservations/Bus Catering facilities	VT 9P55 M [ ] [ ] [ ] [ ]	LM 1U29 B [ ]	LM 1W07 [ ]	LM 2K13 [ ]	VT 9G13 [ ] [ ] [ ] [ ]	SN 2M23 [ ]	LM 2T19 [ ]	LM 1Y11 [ ]	VT 1H18 E [ ] [ ] [ ] [ ]	LM 2Y61 [ ]	LM 2N61 [ ]	LM 2T21 [ ]	VT 1P93 H [ ] [ ] [ ] [ ]	VT 9S60 G [ ] [ ] [ ] [ ]	LM 1U31 B [ ]	LM 1W09 [ ]	LM 2K15 [ ]	VT 9G16 [ ] [ ] [ ] [ ]
London Euston (EUS)  d	0943	0946	0949	0954	0959		1003	1015	1020		1024	1033	1036	1043	1046	1049	1054	1059
East Croydon (ECR)  d						0939												
Clapham Junction (CLJ)  d						1008												
Wembley Central (WMB)  d						1012	1016					1045						
Harrow & Wealdstone (HRW)  d						1022	1022					1051						
Bushey (BSH)  d						1024	1024				1039	1053						
Watford Junction (WFJ)  a			1003	1009		1019	1024				1039	1053				1103	1109	
Watford Junction (WFJ)  d			1004	1010	1014u	1019	1025				1040	1054				1104	1110	1114u
Kings Langley (KGL)  d						1029	1029					1058						
Apsley (APS)  d						1033	1033					1102						
Hemel Hempstead (HML)  d				1017		1027	1036				1047	1105						1117
Berkhamsted (BKM)  d				1022		1031	1041				1052	1110						1122
Tring (TRI)  d						1038	1052a				1058	1116a						
Cheddington (CED)  d				1030														1130
Leighton Buzzard (LBZ)  d				1035		1047		1043			1107							1135
Bletchley (BLY)  d				1042		1054		1050			1114							1142
Milton Keynes Central (MKC)  a	1013	1018	1024	1053		1100		1055	1050		1119			1113	1118	1124		1153
Milton Keynes Central (MKC)  d	1013	1019	1025					1055			1119			1113	1119	1131		
Wolverton (WOL)  d								1059			1123							
Northampton (NMP)  a			1041					1113			1142							1146
Northampton (NMP)  d			1056							1138								1156
Long Buckby (LBK)  d			1107							1149								1207
Rugby (RUG)  a		1042	1117		1051					1159			1124		1142	1217		1151
Coventry (COV)  a	1042		1130		1102					1210				1142		1230		1202
Birmingham International (BHI)  a	1053		1149		1113					1228				1153		1249		1213
Birmingham New Street (BHM)  a	1107		1205		1124					1244				1207		1305		1223








NOTES (see introductory pages for explanation of train operator codes and standard symbols)

- a Arrival time
- d Departure time
- u Stops to pick up only
- B To Crewe, see table 66
- E To Manchester Piccadilly, see table 65
- G To Edinburgh, see table 65
- H To Blackpool North, see table 65
- K To Lancaster, see table 65
- L To Holyhead, see table 65
- M To Preston, see table 65

## London to Milton Keynes, Northampton, Rugby, Coventry and Birmingham

## Mondays to Fridays

Operator Train ID Days of operation/Notes 1st Class/Reservations/Bus Catering facilities	SN	LM	LM	VT	LM	LM	LM	VT	LM	LM	LM	VT	SN	LM	LM	VT	LM	LM
	2M25	2T23	1Y13	1H21 E [R] [R] [X]	2Y63	2N63	2T25	9P65 H [R] [R] [X]	1U33 B [R] [R]	1W11	2K17	9G19	2M29	2T27	1Y15	1H24 E [R] [R] [X]	2N65	2T29
London Euston (EUS)  d		1103	1115	1120		1124	1133	1143	1146	1149	1154	1159		1203	1215	1220	1224	1233
East Croydon (ECR)  d																		
Clapham Junction (CLJ)  d	1041												1140					
Wembley Central (WMB)  d	1109												1209					
Harrow & Wealdstone (HRW)  d	1113	1117					1146						1213	1217				1247
Bushey (BSH) d		1123					1151							1223				1253
Watford Junction (WFJ) a	1120	1125				1139	1154			1203	1209		1220	1225			1239	1255
Watford Junction (WFJ) d	1120	1126				1139	1154			1204	1210	1214u	1220	1226			1240	1256
Kings Langley (KGL) d		1130					1159							1230				1300
Apsley (APS) d		1134					1203							1234				1304
Hemel Hempstead (HML) d	1128	1137				1147	1206				1217		1228	1237			1247	1307
Berkhamsted (BKM) d	1132	1142				1152	1210				1222		1233	1242			1252	1311
Tring (TRI) d	1138	1153a				1158	1217a						1238	1253a			1258	1318a
Cheddington (CED) d												1230						
Leighton Buzzard (LBZ) d	1147		1143			1208						1235	1247		1243		1308	
Bletchley (BLY) d	1154		1150			1215						1242	1254		1250		1315	
Milton Keynes Central (MKC) a	1200		1155	1150		1220		1213	1218	1224	1254		1300		1255	1250	1320	
Milton Keynes Central (MKC) d			1155			1221		1213	1219	1232					1255		1321	
Wolverton (WOL) d			1159			1225									1259		1325	
Northampton (NMP) a			1213			1243				1249					1312		1338	
Northampton (NMP) d					1238							1256						
Long Buckby (LBK) d					1249							1307						
Rugby (RUG) a					1300				1242	1317		1251						
Coventry (COV) a					1310			1242		1330		1302						
Birmingham International (BHI)  a					1329			1253		1349		1313						
Birmingham New Street (BHM)  a					1344			1307		1405		1323						

Operator Train ID Days of operation/Notes 1st Class/Reservations/Bus Catering facilities	VT	LM	LM	LM	LM	VT	SN	LM	LM	VT	LM	LM	LM	VT	LM	LM	LM	VT
	9S70 G [R] [R] [X]	1U35 B [R] [R]	2Y65	1W13	2K19	9G22 [R] [R] [X]	2M33	2T31	1Y17	1H27 E [R] [R] [X]	2Y67	2N67	2T33	9P77 H [R] [R] [X]	1U37 B [R] [R]	1W15	2K21	9G25
London Euston (EUS)  d	1243	1246		1249	1251	1259		1303	1315	1320		1324	1333	1343	1346	1349	1354	1359
East Croydon (ECR)  d																		
Clapham Junction (CLJ)  d							1239											
Wembley Central (WMB)  d							1309											
Harrow & Wealdstone (HRW)  d							1314	1318					1346					
Bushey (BSH) d								1323					1352					
Watford Junction (WFJ) a				1303	1309		1320	1326				1339	1354			1403	1410	
Watford Junction (WFJ) d				1304	1310	1314u	1321	1326				1340	1355			1404	1410	1414u
Kings Langley (KGL) d								1331					1359					
Apsley (APS) d								1335					1403					
Hemel Hempstead (HML) d					1317		1329	1338				1347	1406				1418	
Berkhamsted (BKM) d					1322		1334	1343				1352	1411				1423	
Tring (TRI) d							1339	1354a				1358	1417a					
Cheddington (CED) d					1330													1431
Leighton Buzzard (LBZ) d					1335		1347		1343			1408						1436
Bletchley (BLY) d					1342		1355	1351				1415						1443
Milton Keynes Central (MKC) a	1313	1318		1324	1353		1401		1356	1350		1420		1413	1418	1424	1451	
Milton Keynes Central (MKC) d	1313	1319		1332					1356			1421		1413	1419	1436		
Wolverton (WOL) d									1400			1425						
Northampton (NMP) a				1349					1414			1443						
Northampton (NMP) d			1338	1356								1438						1456
Long Buckby (LBK) d			1350	1407								1449						1507
Rugby (RUG) a		1342	1400	1417		1351						1500			1442	1517		1451
Coventry (COV) a	1342		1411	1430		1402						1510			1442	1530		1502
Birmingham International (BHI)  a	1353		1429	1449		1413						1529			1453	1549		1513
Birmingham New Street (BHM)  a	1407		1444	1505		1424						1544			1507	1605		1523

NOTES (see introductory pages for explanation of train operator codes and standard symbols)

- a Arrival time
- d Departure time
- u Stops to pick up only
- B To Crewe, see table 66
- E To Manchester Piccadilly, see table 65
- G To Edinburgh, see table 65
- H To Blackpool North, see table 65

## London to Milton Keynes, Northampton, Rugby, Coventry and Birmingham

## Mondays to Fridays

Operator Train ID Days of operation/Notes 1st Class/Reservations/Bus Catering facilities	SN	LM	LM	VT	LM	LM	LM	VT	LM	LM	LM	VT	SN	LM	LM	VT	LM	LM
	2M37	2T35	1Y19	1H30 E [R] [R] [X]	2Y69	2N69	2T37	9S80 G [R] [R] [X]	1U39 B [R]	1W17	2K23	9G28	2M39	2T39	1Y21	1H33 E [R] [R] [X]	2Y71	2N71
London Euston (EUS)  d		1403	1415	1420		1424	1433	1443	1446	1449	1452	1459		1503	1515	1520		1524
East Croydon (ECR)  d																		
Clapham Junction (CLJ)  d	1339												1440					
Wembley Central (WMB)  d	1409												1509					
Harrow & Wealdstone (HRW)  d	1413	1417					1444						1513	1517				
Bushey (BSH) d		1423					1449							1523				
Watford Junction (WFJ) a	1420	1425				1439	1452			1503	1507		1520	1525				1541
Watford Junction (WFJ) d	1420	1426				1440	1452			1504	1508	1514u	1520	1526				1541
Kings Langley (KGL) d		1430					1457							1530				
Apsley (APS) d		1434					1501							1534				
Hemel Hempstead (HML) d	1428	1437				1447	1504				1515		1528	1537				1549
Berkhamsted (BKM) d	1433	1442				1452	1509				1520		1533	1542				1554
Tring (TRI) d	1439	1447a				1458	1520a						1538	1553a				1600
Cheddington (CED) d											1528							
Leighton Buzzard (LBZ) d	1447		1442			1507					1533		1547		1542			1608
Bletchley (BLY) d	1454		1449			1514					1540		1554		1549			1615
Milton Keynes Central (MKC) a	1501		1454	1450		1519		1513	1518	1524	1551		1600		1554	1550		1620
Milton Keynes Central (MKC) d			1455			1519		1513	1519	1531					1555			1621
Wolverton (WOL) d			1459			1523									1559			1625
Northampton (NMP) a			1513			1542				1546					1613			1643
Northampton (NMP) d					1538					1556								1638
Long Buckby (LBK) d					1549					1607								1649
Rugby (RUG) a					1559				1542	1617		1551						1659
Coventry (COV) a					1610			1542		1630		1602						1710
Birmingham International (BHI)  a					1628			1553		1649		1613						1728
Birmingham New Street (BHM)  a					1645			1607		1705		1625						1744

Operator Train ID Days of operation/Notes 1st Class/Reservations/Bus Catering facilities	LM	VT	LM	LM	LM	VT	SN	LM	LM	LM	VT	VT	LM	LM	LM	VT	LM	LM
	2T41	9P85 H [R] [R] [X]	1U41 B [R]	1W19	2K25	1F20 C [R] [R] [X]	2M45	2T43	2J93	1Y23	1H36 E [R] [R] [X]	9G32	2Y73	2N73	2T45	9S93 G [R] [R] [X]	1U43 B [R]	2K27
London Euston (EUS)  d	1533	1543	1546	1549	1553	1559		1603	1607	1615	1620	1623		1630	1633	1643	1646	1649
East Croydon (ECR)  d																		
Clapham Junction (CLJ)  d							1540											
Wembley Central (WMB)  d							1608											
Harrow & Wealdstone (HRW)  d	1545						1612		1620									1702
Bushey (BSH) d	1551								1626						1650			1707
Watford Junction (WFJ) a	1553			1603	1609		1619	1623	1630					1646	1652			1709
Watford Junction (WFJ) d	1554			1604	1610		1619	1623				1637u		1646	1653			1710
Kings Langley (KGL) d	1558							1628							1658			1715
Apsley (APS) d	1602							1632							1702			
Hemel Hempstead (HML) d	1605				1617		1627	1635							1705			1720
Berkhamsted (BKM) d	1609				1622		1632	1640							1710			1725
Tring (TRI) d	1616a						1637	1647a							1710			1730
Cheddington (CED) d					1630										1716a			1735
Leighton Buzzard (LBZ) d					1635		1647			1643				1710				
Bletchley (BLY) d					1642		1654			1650				1717				1744
Milton Keynes Central (MKC) a		1613	1618	1624	1652	1630	1700			1655	1650			1723		1713	1718	1756
Milton Keynes Central (MKC) d		1613	1619	1632		1631				1655				1724		1713	1719	
Wolverton (WOL) d										1659				1728				
Northampton (NMP) a				1647						1714				1748				
Northampton (NMP) d				1656									1738					
Long Buckby (LBK) d				1707									1749					
Rugby (RUG) a			1642	1717		1652							1759				1742	
Coventry (COV) a		1642		1730								1722	1810			1742		
Birmingham International (BHI)  a		1653		1749								1733	1828			1753		
Birmingham New Street (BHM)  a		1707		1805								1745	1845			1807		

NOTES (see introductory pages for explanation of train operator codes and standard symbols)

- a Arrival time
- d Departure time
- u Stops to pick up only
- B To Crewe, see table 66
- C To Liverpool Lime Street, see table 65
- E To Manchester Piccadilly, see table 65
- G To Edinburgh, see table 65
- H To Blackpool North, see table 65

London to Milton Keynes, Northampton, Rugby, Coventry and Birmingham

**Mondays to Fridays**

Operator Train ID Days of operation/Notes 1st Class/Reservations/Bus Catering facilities	LM 1Y85	VT 1F22 C	SN 2M49	LM 2T49	LM 2J95	VT 1H39 E	LM 1Y63	VT 9G35	LM 2K29	VT 1S90 D	VT 1F23 C	LM 2T51	LM 2J97	VT 9S97 D	LM 1U45 B	LM 2Y75	LM 1N23	LM 1Y87
	□	□ □ <sup>R</sup>	□	□	□	□ □ <sup>R</sup>	□	□ □ <sup>R</sup>	□	□ □ <sup>R</sup>	□ □ <sup>R</sup>	□	□	□ □ <sup>R</sup>	□	□	□	□
London Euston (EUS)  d	1652	1703		1703	1709	1710	1715	1720	1723	1726	1733	1733	1738	1743	1746		1749	1752
East Croydon (ECR)  d																		
Clapham Junction (CLJ)  d			1640															
Wembley Central (WMB)  d			1707															
Harrow & Wealdstone (HRW)  d			1712		1722								1750					
Bushey (BSH)  d					1727								1756					
Watford Junction (WFJ)  a			1718	1722	1732			1742				1748	1801					
Watford Junction (WFJ)  d			1719	1723				1743				1749						
Kings Langley (KGL)  d				1728								1754						
Apsley (APS)  d				1732				1750				1758						
Hemel Hempstead (HML)  d			1727	1735				1753				1801						
Berkhamsted (BKM)  d			1732	1740				1758				1806						
Tring (TRI)  d			1738	1751a								1817a						
Cheddington (CED)  d																		
Leighton Buzzard (LBZ)  d	1720		1747				1743	1811										1820
Bletchley (BLY)  d	1727		1755				1750	1819										1827
Milton Keynes Central (MKC)  a	1732		1802			1740	1755	1825	1756						1818		1822	1832
Milton Keynes Central (MKC)  d	1733						1756						1813u	1819			1825	1833
Wolverton (WOL)  d	1737						1800										1829	1837
Northampton (NMP)  a	1751						1813										1843	1849
Northampton (NMP)  d	1753																1838	1856
Long Buckby (LBK)  d	1806																1849	1907
Rugby (RUG)  a	1816	1751						1808			1821				1842	1900		1917
Coventry (COV)  a	1829							1822						1842		1911		1929
Birmingham International (BHI)  a	1849							1833						1853		1929		1949
Birmingham New Street (BHM)  a	1905							1845						1907		1945		2005

Operator Train ID Days of operation/Notes 1st Class/Reservations/Bus Catering facilities	LM 2K31	VT 1F24 C	SN 2M55 J	LM 2T53	VT 1J32 FO N	LM 1N25	LM 1Y89	VT 9J38 P	LM 2Y77	LM 2K33	LM 2T55	VT 1H73 E	LM 2B65	VT 9K39 B	LM 1U47 FX B	VT 1P05 FO M	LM 1U47 FO B	LM 1Y91
	□	□ □ <sup>R</sup>	□	□	□ □ <sup>R</sup>	□	□	□ □ <sup>R</sup>	□	□	□	□ □ <sup>R</sup>	□	□ □ <sup>R</sup>	□	□ □ <sup>R</sup>	□	□
London Euston (EUS)  d	1753	1803		1803	1810	1813	1816	1823		1824	1833	1834	1838	1843	1846	1846	1849	1852
East Croydon (ECR)  d																		
Clapham Junction (CLJ)  d			1738															
Wembley Central (WMB)  d			1809															
Harrow & Wealdstone (HRW)  d			1813	1817						1837			1851					
Bushey (BSH)  d				1823							1848							
Watford Junction (WFJ)  a	1808		1820	1825						1843	1850		1857					
Watford Junction (WFJ)  d	1809		1820	1826				1837u		1844	1851		1858					
Kings Langley (KGL)  d				1831						1849	1856		1903					
Apsley (APS)  d				1835							1900		1907					
Hemel Hempstead (HML)  d	1816		1828	1838						1854	1903		1910					
Berkhamsted (BKM)  d	1821		1833	1843							1908							
Tring (TRI)  d	1826		1839	1854a						1901	1919a							
Cheddington (CED)  d	1832									1907			1922					
Leighton Buzzard (LBZ)  d			1847				1843			1912			1928					1920
Bletchley (BLY)  d	1841		1854				1850			1920			1937a					1927
Milton Keynes Central (MKC)  a	1852		1901		1840	1845	1855			1926				1913	1918	1917	1922	1932
Milton Keynes Central (MKC)  d						1847	1857							1913	1919	1919	1924	1932
Wolverton (WOL)  d						1851	1901											1937
Northampton (NMP)  a						1906	1914											1941
Northampton (NMP)  d									1938									1945
Long Buckby (LBK)  d									1949									2007
Rugby (RUG)  a		1851							1959			1922			1942	1939	2004	2017
Coventry (COV)  a								1922	2010					1942				2030
Birmingham International (BHI)  a								1933	2029					1953				2049
Birmingham New Street (BHM)  a								1945	2044					2006				2105



























NOTES (see introductory pages for explanation of train operator codes and standard symbols)



























- a Arrival time
- d Departure time
- u Stops to pick up only
- B To Crewe, see table 66
- C To Liverpool Lime Street, see table 65
- D To Glasgow Central, see table 65
- E To Manchester Piccadilly, see table 65
- J From Selhurst, see table 164
- M To Preston, see table 65
- N To Wrexham General/Holyhead, see table 65
- P To Shrewsbury, see table 64
- FO Fridays only
- FX Not Fridays



## London to Milton Keynes, Northampton, Rugby, Coventry and Birmingham

## Mondays to Fridays

Operator Train ID Days of operation/Notes 1st Class/Reservations/Bus Catering facilities	LM	VT	VT	SN	LM	VT	LM	VT	LM	LM	VT	LM	LM	SN	LM	LM	VT	
	2K35	1H04 E	1F26 C	2M61	2T57	1S06 D	1Y27	9G41 A	2K37	2K39	9K42 B	1U49 B	1Y93	2N25	2M65	2T61	1Y53	9G44 A
	□	□ □	□ □	□	□	□ □	□	□ □	□	□	□ □	□	□	□	□	□	□	□ □
London Euston (EUS)  d	1853	1857	1900		1903	1910	1915	1923	1927	1933	1943	1946	1953	1952		2003	2013	2019
East Croydon (ECR)  d				1839											1940			
Clapham Junction (CLJ)  d				1909											2008			
Wembley Central (WMB)  d				1913	1917					1945					2012	2016		
Harrow & Wealdstone (HRW)  d	1905				1922					1951						2021		
Bushey (BSH)  d					1925				1944	1953				2009	2022	2024		
Watford Junction (WFJ)  a	1911			1920	1925				1944	1953				2009	2022	2024		
Watford Junction (WFJ)  d	1912				1925				1945	1954				2009		2025		2033u
Kings Langley (KGL)  d					1931					1959						2030		
Apsley (APS)  d					1935					2003						2034		
Hemel Hempstead (HML)  d	1919				1937				1953	2006				2017		2036		
Berkhamsted (BKM)  d	1924				1942				1958	2011				2022		2041		
Tring (TRI)  d	1929				1949a				2003	2016						2048a		
Cheddington (CED)  d										2021								
Leighton Buzzard (LBZ)  d	1937						1942		2012	2026			2021	2034				2041
Bletchley (BLY)  d	1944						1950		2019	2033				2042				2048
Milton Keynes Central (MKC)  a	1957		1930			1940		1955		2030	2038	2013	2018	2030	2047			2053
Milton Keynes Central (MKC)  d							1956					2013	2019	2032	2048			2054
Wolverton (WOL)  d							2000							2036				2058
Northampton (NMP)  a							2013							2048	2109			2110
Northampton (NMP)  d														2056				
Long Buckby (LBK)  d														2107				
Rugby (RUG)  a		1945									2011			2042	2117			2111
Coventry (COV)  a									2022					2042	2131			2123
Birmingham International (BHI)  a									2034					2053	2149			2134
Birmingham New Street (BHM)  a									2045					2106	2204			2147








Operator Train ID Days of operation/Notes 1st Class/Reservations/Bus Catering facilities	LM	VT	LM	LM	LM	VT	VT	SN	LM	VT	VT	LM	LM	LM	LM	VT	LM	LM
	2K41	9G45 A	1U51 B	1Y95	2K43	1H10 E	9G46 A	2M67	2K45	1F28 C	1P09 M	2F39 Q	1Y97	2N39	2B45	9G47 A	1U53 B	1Y99
	□	□ □	□	□	□	□ □	□ □	□	□	□ □	□ □	□	□	□	□	□ □	□	□
London Euston (EUS)  d	2033	2043	2046	2052	2052	2100	2103		2103	2107	2110	2110	2114	2124	2133	2139	2146	2153
East Croydon (ECR)  d									2038									
Clapham Junction (CLJ)  d									2108									
Wembley Central (WMB)  d									2112	2116					2148			
Harrow & Wealdstone (HRW)  d	2048				2104				2122	2122					2153			
Bushey (BSH)  d	2054				2110				2122	2122					2153			
Watford Junction (WFJ)  a	2056				2112				2122	2125		2129		2140	2156			
Watford Junction (WFJ)  d	2057				2113				2126		2125u			2140	2156	2154u		
Kings Langley (KGL)  d	2101								2131						2201			
Apsley (APS)  d	2105								2135						2204			
Hemel Hempstead (HML)  d	2108				2120				2138					2148	2207			
Berkhamsted (BKM)  d	2113				2125				2143					2153	2212			
Tring (TRI)  d	2118				2130				2148						2218			
Cheddington (CED)  d	2124				2135				2153									
Leighton Buzzard (LBZ)  d	2129			2119	2140				2158				2145	2206	2225			2221
Bletchley (BLY)  d	2136				2147				2205				2152	2214	2232a			
Milton Keynes Central (MKC)  a	2142	2113	2118	2129	2159	2130	2133		2211	2137			2158	2219		2213	2218	2231
Milton Keynes Central (MKC)  d		2113	2119	2129			2134						2159	2223		2213	2219	2233
Wolverton (WOL)  d				2133									2203	2227				2237
Northampton (NMP)  a				2146									2215	2245				2251
Northampton (NMP)  d				2156									2218					2257
Long Buckby (LBK)  d				2207									2230					2308
Rugby (RUG)  a			2142	2218			2155				2203		2241				2243	2318
Coventry (COV)  a		2142		2230			2206						2252			2241		2329
Birmingham International (BHI)  a		2153		2248			2216						2311			2256		2348
Birmingham New Street (BHM)  a		2205		2309			2229						2332			2309		0007

NOTES (see introductory pages for explanation of train operator codes and standard symbols)

- a Arrival time
- d Departure time
- u Stops to pick up only
- A To Wolverhampton, see table 68
- B To Crewe, see table 66
- C To Liverpool Lime Street, see table 65
- D To Glasgow Central, see table 65
- E To Manchester Piccadilly, see table 65
- M To Preston, see table 65
- Q To St Albans Abbey, see table 62

## London to Milton Keynes, Northampton, Rugby, Coventry and Birmingham

## Mondays to Fridays








Operator Train ID Days of operation/Notes 1st Class/Reservations/Bus Catering facilities	LM	VT	SN	LM	VT	LM	LM	SN	LM	VT	LM	LM	LM	LM
	2Y29	1H77	2M69	2N99	9G48	2K47	2N33	2M73	2N35	9G49	2K49	2N01	2N03	2K99
	1	1R	1	1	1R	1	1	1	1	1R	1	1	1	1
	1	1R	1	1	1R	1	1	1	1	1R	1	1	1	1
London Euston (EUS)  d	2154	2200		2218	2230	2242	2304		2322	2330	2342	0005	0035	0134
East Croydon (ECR)  d														
Clapham Junction (CLJ)  d			2138					2238						
Wembley Central (WMB)  d							2314						0045	0145
Harrow & Wealdstone (HRW)  d	2206		2214	2231		2257	2319	2324		2358	0017	0050	0150	
Bushey (BSH) d	2212			2236		2303	2324						0055	
Watford Junction (WFJ) a	2214		2222	2238		2305	2327	2334	2338		0004	0025	0058	0156
Watford Junction (WFJ) d	2215			2239	2245u	2306	2328		2338		0004	0025	0058	0157
Kings Langley (KGL) d				2243		2310	2332				0009		0103	
Apsley (APS) d				2247		2314	2336				0012		0106	
Hemel Hempstead (HML) d	2222			2249		2317	2339		2346		0015	0032	0109	0204
Berkhamsted (BKM) d	2227			2254		2322	2344		2351		0020	0037	0114	0209
Tring (TRI) d	2233			2258		2327	2349				0025	0042	0119	0213
Cheddington (CED) d	2238			2303			2354					0047	0124	
Leighton Buzzard (LBZ) d	2244			2310		2336	0001		0006		0035	0054	0131	0222
Bletchley (BLY) d	2251			2317		2343	0008		0013		0042	0101	0138	0229
Milton Keynes Central (MKC) a	2259	2239		2325	2329	2351	0016		0022	0027	0050	0109	0146	0239
Milton Keynes Central (MKC) d	2259	2240		2325	2330		0017		0022	0028		0109	0147	
Wolverton (WOL) d	2303			2329			0021		0026			0113	0151	
Northampton (NMP) a	2322			2348			0034		0040			0126	0205	
Northampton (NMP) d														
Long Buckby (LBK) d														
Rugby (RUG) a		2301				0001					0104			
Coventry (COV) a						0011					0114			
Birmingham International (BHI)  a						0021					0124			
Birmingham New Street (BHM)  a						0033					0137			







NOTES (see introductory pages for explanation of train operator codes and standard symbols)

- a Arrival time
- d Departure time
- u Stops to pick up only
- A To Wolverhampton, see table 68
- E To Manchester Piccadilly, see table 65

London to Milton Keynes, Northampton, Rugby, Coventry and Birmingham

Saturdays

Operator Train ID Days of operation/Notes 1st Class/Reservations/Bus Catering facilities	LM 2U19 B	LM 2Y32	LM 2Y03	LM 2U21 B	LM 2Y05	SN 2M01	LM 2N34	SN 2M05 C	VT 1S37 D	VT 9G02	LM 2Y35	LM 2Y47	LM 1U23 B	SN 2M07	VT 1H08 E	SN 2M09	LM 2T07	VT 9G05
London Euston (EUS)  d							0534		0606	0623		0624	0629		0655		0703	0712
East Croydon (ECR)  d																0610		
Clapham Junction (CLJ)  d						0509		0539						0609		0640		
Wembley Central (WMB)  d								0607						0638		0709	0713	
Harrow & Wealdstone (HRW)  d						0541	0546	0612						0643		0713	0718	
Bushey (BSH) d																		0723
Watford Junction (WFJ) a						0547	0552	0618				0639		0650		0720	0726	
Watford Junction (WFJ) d							0553	0619	0621u	0637u		0639				0720	0726	0726u
Kings Langley (KGL) d							0557										0731	
Apsley (APS) d							0601										0734	
Hemel Hempstead (HML) d							0604	0626				0647				0728	0737	
Berkhamsted (BKM) d							0609	0631				0652				0732	0742	
Tring (TRI) d							0615	0637				0658				0738	0749a	
Cheddington (CED) d							0620					0703						
Leighton Buzzard (LBZ) d							0625	0646				0708				0747		
Bletchley (BLY) d		0532					0631	0653				0715				0754		
Milton Keynes Central (MKC) a		0538					0636	0659	0640			0720	0701		0725	0800		
Milton Keynes Central (MKC) d		0539					0637		0641			0720	0702					
Wolverton (WOL) d		0543					0640					0724						
Northampton (NMP) a		0555					0658					0737						
Northampton (NMP) d	0541	0556	0604	0637	0641						0714	0737						
Long Buckby (LBK) d		0607	0615								0725	0749						
Rugby (RUG) a	0601	0618	0626	0656	0700				0702		0736	0800	0725					0808
Coventry (COV) a		0629	0636		0710					0722	0747	0810						0822
Birmingham International (BHI)  a		0640	0655		0728					0733	0808	0829						0833
Birmingham New Street (BHM)  a		0653	0709		0742					0745	0823	0842						0846

Operator Train ID Days of operation/Notes 1st Class/Reservations/Bus Catering facilities	VT 1H09 E	LM 2Y37	LM 2Y49	LM 2N49	LM 2T09	VT 1H62 E	VT 9P47 F	LM 1U25 B	LM 1W03	LM 2K09	VT 1F12 G	SN 2M13	LM 2T11	LM 1Y07	VT 1H12 E	VT 9G98	LM 2Y51	LM 2N51
London Euston (EUS)  d	0720			0724	0733	0735	0743	0746	0749	0752	0803		0803	0815	0820	0823		0824
East Croydon (ECR) d												0710						
Clapham Junction (CLJ)  d												0740						
Wembley Central (WMB)  d												0809	0813					
Harrow & Wealdstone (HRW)  d					0745							0813	0818					
Bushey (BSH) d					0751							0823	0823					
Watford Junction (WFJ) a				0739	0753				0803	0807		0820	0826					0839
Watford Junction (WFJ) d				0739	0754				0804	0808		0820	0826			0837u		0839
Kings Langley (KGL) d					0758								0831					
Apsley (APS) d					0802								0834					
Hemel Hempstead (HML) d				0747	0805					0815		0828	0837					0847
Berkhamsted (BKM) d				0752	0810					0820		0832	0842					0852
Tring (TRI) d				0758	0816a							0838	0849a					0858
Cheddington (CED) d				0803						0829								
Leighton Buzzard (LBZ) d				0808						0834		0847		0842				0908
Bletchley (BLY) d				0815						0841		0854		0849				0915
Milton Keynes Central (MKC) a	0750			0820		0805	0813	0818	0825	0852		0900		0854	0850			0920
Milton Keynes Central (MKC) d				0820			0813	0819	0826					0855				0920
Wolverton (WOL) d				0824										0859				0924
Northampton (NMP) a				0843					0846					0912				0941
Northampton (NMP) d		0814	0837						0856									0937
Long Buckby (LBK) d		0825	0848						0907									0948
Rugby (RUG) a		0836	0859					0842	0917		0851							0959
Coventry (COV) a		0847	0909				0842		0930							0922	1009	
Birmingham International (BHI)  a		0908	0928				0853		0949							0933	1028	
Birmingham New Street (BHM)  a		0923	0944				0907		1005							0945	1044	



























NOTES (see introductory pages for explanation of train operator codes and standard symbols)



























- a Arrival time
- d Departure time
- u Stops to pick up only
- B To Crewe, see table 66
- C From Balham, see table 164
- D To Glasgow Central, see table 65
- E To Manchester Piccadilly, see table 65
- F To Preston, see table 65
- G To Liverpool Lime Street, see table 65



## London to Milton Keynes, Northampton, Rugby, Coventry and Birmingham

## Saturdays

Operator Train ID Days of operation/Notes 1st Class/Reservations/Bus Catering facilities	LM	VT	LM	LM	VT	LM	VT	SN	LM	LM	VT	LM	LM	LM	VT	LM	LM	LM
	2T13	9S54 H	1U27 B	1W05	1C92 J	2K11	9G10	2M17	2T15	1Y09	1H15 E	2Y53	2N53	2T17	9P55 F	1U29 B	1W07	2K13
	Ⓜ	Ⓜ	Ⓜ	Ⓜ	Ⓜ	Ⓜ	Ⓜ	Ⓜ	Ⓜ	Ⓜ	Ⓜ	Ⓜ	Ⓜ	Ⓜ	Ⓜ	Ⓜ	Ⓜ	Ⓜ
London Euston (EUS)  d	0833	0843	0846	0849	0853	0854	0859		0903	0915	0920		0924	0933	0943	0946	0949	0954
East Croydon (ECR)  d								0810										
Clapham Junction (CLJ)  d								0840										
Wembley Central (WMB)  d								0909	0913									
Harrow & Wealdstone (HRW)  d	0845							0913	0918					0945				
Bushey (BSH)  d	0851								0923					0951				
Watford Junction (WFJ)  a	0853			0903		0909		0920	0926				0939	0953			1003	1009
Watford Junction (WFJ)  d	0854			0904		0910	0914u	0920	0926				0939	0954			1004	1010
Kings Langley (KGL)  d	0858								0931					0958				
Apsley (APS)  d	0902								0934					1002				
Hemel Hempstead (HML)  d	0905					0917		0928	0937				0947	1005				1017
Berkhamsted (BKM)  d	0909					0922		0932	0942				0952	1009				1022
Tring (TRI)  d	0916a							0938	0949a				0958	1016a				
Cheddington (CED)  d						0931												1031
Leighton Buzzard (LBZ)  d						0936		0947		0943			1006					1036
Bletchley (BLY)  d						0943		0954		0950			1013				1026	1043
Milton Keynes Central (MKC)  a		0913	0918	0929		0954		1001		0955	0950		1018		1013	1018	1031	1054
Milton Keynes Central (MKC)  d		0913	0919	0931						0955			1019		1013	1019	1032	
Wolverton (WOL)  d										0959			1023					
Northampton (NMP)  a				0945						1013			1041					1046
Northampton (NMP)  d				0956									1037					1056
Long Buckby (LBK)  d				1007									1048					1107
Rugby (RUG)  a			0942	1017	0944		0951						1059			1042	1117	
Coventry (COV)  a		0942		1030			1002						1109		1042			1130
Birmingham International (BHI)  a		0953		1049			1013						1128		1053			1149
Birmingham New Street (BHM)  a		1007		1105			1024						1144		1107			1205



























Operator Train ID Days of operation/Notes 1st Class/Reservations/Bus Catering facilities	VT	SN	LM	LM	VT	LM	LM	VT	LM	VT	LM	LM	LM	VT	SN	LM	LM	VT
	9G13	2M23	2T19	1Y11	1H18 E	2Y55	2N55	1P93 K	2T21	9S60 H	1U31 B	1W09	2K15	9G16	2M25	2T23	1Y13	1H21 E
	Ⓜ	Ⓜ	Ⓜ	Ⓜ	Ⓜ	Ⓜ	Ⓜ	Ⓜ	Ⓜ	Ⓜ	Ⓜ	Ⓜ	Ⓜ	Ⓜ	Ⓜ	Ⓜ	Ⓜ	Ⓜ
London Euston (EUS)  d	0959		1003	1015	1020		1024	1033	1033	1043	1046	1049	1054	1059		1103	1115	1120
East Croydon (ECR)  d		0910														1010		
Clapham Junction (CLJ)  d		0940														1040		
Wembley Central (WMB)  d		1009	1013													1109	1113	
Harrow & Wealdstone (HRW)  d		1013	1018						1045							1113	1118	
Bushey (BSH)  d			1023						1051							1123	1128	
Watford Junction (WFJ)  a		1020	1026				1039		1053			1103	1109		1120	1126		
Watford Junction (WFJ)  d	1014u	1020	1026				1039		1054			1104	1110	1114u	1120	1126		
Kings Langley (KGL)  d			1031						1058							1131		
Apsley (APS)  d			1034						1102							1134		
Hemel Hempstead (HML)  d		1028	1037				1047		1105				1117		1128	1137		
Berkhamsted (BKM)  d		1032	1042				1052		1109				1122		1132	1142		
Tring (TRI)  d		1038	1049a				1058		1116a						1138	1149a		
Cheddington (CED)  d													1131					
Leighton Buzzard (LBZ)  d		1047		1043			1108						1136		1147		1143	
Bletchley (BLY)  d		1054		1050			1115						1143		1154		1150	
Milton Keynes Central (MKC)  a		1100		1055	1050		1120			1113	1118	1125	1154		1200		1155	1150
Milton Keynes Central (MKC)  d				1056			1120			1113	1119	1132					1156	
Wolverton (WOL)  d				1100			1124										1200	
Northampton (NMP)  a				1113			1142					1146					1213	
Northampton (NMP)  d							1137						1156					
Long Buckby (LBK)  d							1148						1207					
Rugby (RUG)  a	1051						1159		1122		1142	1219		1151				
Coventry (COV)  a	1102						1209			1142		1230		1202				
Birmingham International (BHI)  a	1113						1228			1153		1249		1213				
Birmingham New Street (BHM)  a	1123						1244			1207		1305		1224				



























NOTES (see introductory pages for explanation of train operator codes and standard symbols)

- a Arrival time
- d Departure time
- u Stops to pick up only
- B To Crewe, see table 66
- E To Manchester Piccadilly, see table 65
- F To Preston, see table 65
- H To Edinburgh, see table 65
- J To Lancaster, see table 65
- K To Blackpool North, see table 65

## London to Milton Keynes, Northampton, Rugby, Coventry and Birmingham

## Saturdays

Operator Train ID Days of operation/Notes 1st Class/Reservations/Bus Catering facilities	LM	LM	LM	VT	VT	LM	LM	LM	VT	SN	LM	LM	VT	LM	LM	LM	VT	LM
	2Y57	2N57	2T25	1D85 L	9P65 F	1U33 B	1W11	2K17	9G19	2M29	2T27	1Y15	1H24 E	2Y59	2N59	2T29	9S70 H	1U35 B
	□	□	□	□	□	□	□	□	□	□	□	□	□	□	□	□	□	□
London Euston (EUS)  d		1124	1133	1135	1143	1146	1149	1154	1159		1203	1215	1220		1224	1233	1243	1246
East Croydon (ECR)  d										1110								
Clapham Junction (CLJ)  d										1140								
Wembley Central (WMB)  d										1209	1213							
Harrow & Wealdstone (HRW)  d			1146							1213	1218					1246		
Bushey (BSH)  d			1152								1223					1251		
Watford Junction (WFJ)  a		1139	1154				1203	1209		1220	1226				1239	1254		
Watford Junction (WFJ)  d		1139	1155				1204	1210	1214u	1220	1226				1239	1254		
Kings Langley (KGL)  d			1159								1231					1259		
Apsley (APS)  d			1203								1234					1303		
Hemel Hempstead (HML)  d		1147	1206					1217		1228	1237				1247	1306		
Berkhamsted (BKM)  d		1152	1210					1222		1232	1242				1252	1310		
Tring (TRI)  d		1158	1217a							1238	1249a				1258	1317a		
Cheddington (CED)  d								1231										
Leighton Buzzard (LBZ)  d		1207						1236		1247		1243			1308			
Bletchley (BLY)  d		1214						1243		1254		1250			1315			
Milton Keynes Central (MKC)  a		1219			1213	1218	1225	1254		1300		1255	1250		1320		1313	1318
Milton Keynes Central (MKC)  d		1220			1213	1219	1233					1256			1320		1313	1319
Wolverton (WOL)  d		1224										1300			1324			
Northampton (NMP)  a		1241					1253					1313			1341			
Northampton (NMP)  d	1237						1256							1337				
Long Buckby (LBK)  d	1248						1307							1348				
Rugby (RUG)  a	1259			1224		1242	1317		1251					1359				1342
Coventry (COV)  a	1309				1242		1330		1302					1409			1342	
Birmingham International (BHI)  a	1328				1253		1349		1313					1428			1353	
Birmingham New Street (BHM)  a	1344				1307		1405		1323					1444			1407	

Operator Train ID Days of operation/Notes 1st Class/Reservations/Bus Catering facilities	LM	LM	VT	SN	LM	LM	VT	LM	LM	LM	VT	LM	LM	LM	VT	SN	LM	LM
	1W13	2K19	9G22	2M33	2T31	1Y17	1H27 E	2Y61	2N61	2T33	9C77 J	1U37 B	1W15	2K21	9G25	2M37	2T35	1Y19
	□	□	□	□	□	□	□	□	□	□	□	□	□	□	□	□	□	□
London Euston (EUS)  d	1249	1254	1259		1303	1315	1320		1324	1333	1343	1346	1349	1354	1359		1403	1415
East Croydon (ECR)  d				1210													1310	
Clapham Junction (CLJ)  d				1240													1340	
Wembley Central (WMB)  d				1309	1313												1409	1413
Harrow & Wealdstone (HRW)  d				1313	1318					1345							1413	1418
Bushey (BSH)  d					1323					1351							1423	
Watford Junction (WFJ)  a	1303	1309		1320	1326				1339	1353			1403	1409		1420	1426	
Watford Junction (WFJ)  d	1304	1310	1314u	1320	1326				1340	1354			1404	1410	1414u	1420	1426	
Kings Langley (KGL)  d					1331					1358								1431
Apsley (APS)  d					1334					1402								1434
Hemel Hempstead (HML)  d		1317		1328	1337				1348	1405				1417		1428	1437	
Berkhamsted (BKM)  d		1322		1332	1342				1353	1409				1422		1432	1442	
Tring (TRI)  d				1338	1349a				1359	1416a						1438	1449a	
Cheddington (CED)  d		1331													1431			
Leighton Buzzard (LBZ)  d		1336		1347		1343			1408					1436		1447		1442
Bletchley (BLY)  d		1343		1354		1350			1415					1443		1454		1449
Milton Keynes Central (MKC)  a	1325	1354		1400		1355	1350		1420		1413	1418	1425	1454		1500		1454
Milton Keynes Central (MKC)  d	1333					1356			1420		1413	1419	1433					1456
Wolverton (WOL)  d						1400			1424									1500
Northampton (NMP)  a	1347					1414			1442					1449				1515
Northampton (NMP)  d	1356							1437						1456				
Long Buckby (LBK)  d	1407							1448						1507				
Rugby (RUG)  a	1417		1351					1459				1442	1517		1451			
Coventry (COV)  a	1430		1402					1509			1442		1530		1502			
Birmingham International (BHI)  a	1449		1413					1528			1453		1549		1513			
Birmingham New Street (BHM)  a	1505		1423					1544			1507		1605		1523			

NOTES (see introductory pages for explanation of train operator codes and standard symbols)

- a Arrival time
- d Departure time
- u Stops to pick up only
- B To Crewe, see table 66
- E To Manchester Piccadilly, see table 65
- F To Preston, see table 65
- H To Edinburgh, see table 65
- J To Lancaster, see table 65
- L To Chester, see table 65

London to Milton Keynes, Northampton, Rugby, Coventry and Birmingham

Saturdays

Operator Train ID Days of operation/Notes 1st Class/Reservations/Bus Catering facilities	VT 1H30 E [R]	LM 2Y63 [R]	LM 2N63 [R]	LM 2T37 [R]	VT 9S80 H [R]	LM 1U39 B [R]	LM 1W17 [R]	LM 2K23 [R]	VT 9G28 [R]	SN 2M39 [R]	LM 2T39 [R]	LM 1Y21 [R]	VT 1H33 E [R]	LM 2Y65 [R]	LM 2N65 [R]	LM 2T41 [R]	VT 9S85 D [R]	LM 1U41 B [R]
London Euston (EUS)  d	1420		1424	1433	1443	1446	1449	1454	1459		1503	1515	1520		1524	1533	1543	1546
East Croydon (ECR)  d										1410								
Clapham Junction (CLJ)  d										1440								
Wembley Central (WMB)  d										1509	1513							
Harrow & Wealdstone (HRW)  d					1445					1513	1518						1545	
Bushey (BSH) d					1451						1523						1551	
Watford Junction (WFJ) a			1439	1453			1503	1508		1520	1526				1539	1553		
Watford Junction (WFJ) d			1439	1454			1504	1509	1514u	1520	1526				1540	1554		
Kings Langley (KGL) d				1458							1531					1558		
Apsley (APS) d				1502							1534					1602		
Hemel Hempstead (HML) d			1447	1505				1516		1528	1537				1547	1605		
Berkhamsted (BKM) d			1452	1509				1521		1533	1542				1552	1609		
Tring (TRI) d			1458	1516a						1539	1549a				1558	1616a		
Cheddington (CED) d								1530										
Leighton Buzzard (LBZ) d			1507					1536		1548		1543			1608			
Bletchley (BLY) d			1514					1543		1555		1550			1615			
Milton Keynes Central (MKC) a	1450		1519		1513	1518	1525	1554		1601		1555	1550		1620		1613	1618
Milton Keynes Central (MKC) d			1520		1513	1519	1533					1556			1621		1613	1619
Wolverton (WOL) d			1524									1600			1625			
Northampton (NMP) a			1541				1547					1613			1642			
Northampton (NMP) d		1537					1556							1637				
Long Buckby (LBK) d		1549					1607							1648				
Rugby (RUG) a		1600				1542	1619		1551					1658				1642
Coventry (COV) a		1610			1542		1630		1602					1709				1642
Birmingham International (BHI)  a		1629			1553		1649		1613					1728				1653
Birmingham New Street (BHM)  a		1644			1607		1705		1623					1744				1707

Operator Train ID Days of operation/Notes 1st Class/Reservations/Bus Catering facilities	LM 1W19 [R]	LM 2K25 [R]	VT 9G31 [R]	SN 2M45 [R]	LM 2T43 [R]	LM 1Y23 [R]	VT 1H36 E [R]	LM 2Y67 [R]	LM 2N67 [R]	LM 2T45 [R]	VT 1F28 G [R]	VT 9P93 F [R]	LM 1U43 B [R]	LM 1W21 [R]	LM 2K27 [R]	VT 9G34 [R]	SN 2M49 [R]	LM 2T47 [R]	
London Euston (EUS)  d	1549	1554	1559		1603	1615	1620		1624	1633	1633	1643	1646	1649	1654	1659			1703
East Croydon (ECR)  d				1510														1610	
Clapham Junction (CLJ)  d				1540														1640	
Wembley Central (WMB)  d				1609	1613													1709	1713
Harrow & Wealdstone (HRW)  d				1613	1618					1645								1713	1718
Bushey (BSH) d					1623					1651								1723	
Watford Junction (WFJ) a	1603	1609		1620	1626				1639	1653				1703	1709		1720	1726	
Watford Junction (WFJ) d	1604	1610	1614u	1620	1626				1639	1654				1704	1710	1714u	1720	1726	
Kings Langley (KGL) d					1631					1658								1731	
Apsley (APS) d					1634					1702								1734	
Hemel Hempstead (HML) d		1617		1628	1637				1647	1705					1717		1728	1737	
Berkhamsted (BKM) d		1622		1632	1642				1652	1709					1722		1732	1742	
Tring (TRI) d				1638	1649a				1658	1716a							1738	1749a	
Cheddington (CED) d		1631													1731				
Leighton Buzzard (LBZ) d		1636		1647		1643			1706						1736		1747		
Bletchley (BLY) d		1643		1654		1650			1713						1743		1754		
Milton Keynes Central (MKC) a	1625	1654		1700		1655	1650		1718			1713	1718	1725	1754		1800		
Milton Keynes Central (MKC) d	1632					1656			1719			1713	1719	1732					
Wolverton (WOL) d						1700			1723										
Northampton (NMP) a	1646					1713			1740						1746				
Northampton (NMP) d	1656							1737							1756				
Long Buckby (LBK) d	1707							1748							1807				
Rugby (RUG) a	1717		1651					1759				1722	1742	1817		1751			
Coventry (COV) a	1730		1702					1809				1742		1830		1802			
Birmingham International (BHI)  a	1749		1713					1828				1753		1849		1813			
Birmingham New Street (BHM)  a	1805		1723					1844				1807		1905		1823			

NOTES (see introductory pages for explanation of train operator codes and standard symbols)

- a Arrival time
- d Departure time
- u Stops to pick up only
- B To Crewe, see table 66
- D To Glasgow Central, see table 65
- E To Manchester Piccadilly, see table 65
- F To Preston, see table 65
- G To Liverpool Lime Street, see table 65
- H To Edinburgh, see table 65

London to Milton Keynes, Northampton, Rugby, Coventry and Birmingham

Saturdays

Operator Train ID Days of operation/Notes 1st Class/Reservations/Bus Catering facilities	VT 1D91 M ☐☐	LM 1Y25 ☐	VT 1H39 E ☐☐	VT 9G35 A ☐☐	LM 2N69 ☐	LM 2T49 ☐	VT 9P95 F ☐☐	LM 1U45 B ☐	LM 2Y69 ☐	LM 1W23 ☐	LM 2K29 ☐	VT 9G37 A ☐☐	SN 2M55 ☐	LM 2T51 ☐	LM 1Y27 ☐	VT 1H02 E ☐☐	VT 9J38 N ☐☐	LM 2Y71 ☐
London Euston (EUS)  d	1710	1715	1720	1723	1724	1733	1743	1746		1749	1754	1803		1803	1815	1820	1823	
East Croydon (ECR)  d													1710					
Clapham Junction (CLJ)  d													1740					
Wembley Central (WMB)  d													1809	1813				
Harrow & Wealdstone (HRW)  d						1745							1813	1818				
Bushey (BSH) d						1751								1823				
Watford Junction (WFJ) a					1739	1753				1803	1809		1820	1826				
Watford Junction (WFJ) d				1737u	1739	1754				1804	1810		1820	1826			1837u	
Kings Langley (KGL) d						1758								1831				
Apsley (APS) d						1802								1834				
Hemel Hempstead (HML) d					1747	1805					1817		1828	1837				
Berkhamsted (BKM) d					1752	1809					1822		1832	1842				
Tring (TRI) d					1758	1816a							1838	1849a				
Cheddington (CED) d											1831							
Leighton Buzzard (LBZ) d		1742			1806						1836		1847		1843			
Bletchley (BLY) d		1749			1813						1843		1854		1850			
Milton Keynes Central (MKC) a	1740	1754	1750		1818		1813	1818		1825	1854		1900		1855	1850		
Milton Keynes Central (MKC) d		1756			1819		1813	1819		1825					1856			
Wolverton (WOL) d		1800			1823										1900			
Northampton (NMP) a		1813			1835										1913			
Northampton (NMP) d									1837	1856								1937
Long Buckby (LBK) d									1848	1907								1948
Rugby (RUG) a								1842	1859	1917		1851						1959
Coventry (COV) a				1822			1842		1909	1931		1902					1922	2009
Birmingham International (BHI)  a				1832			1853		1928	1949		1913					1933	2028
Birmingham New Street (BHM)  a				1845			1907		1944	2005		1923					1945	2044

Operator Train ID Days of operation/Notes 1st Class/Reservations/Bus Catering facilities	LM 2N71 ☐	LM 2T53 ☐	VT 9K94 B ☐☐	LM 1U47 B ☐	LM 1N25 ☐	LM 2K31 ☐	VT 9G40 A ☐☐	SN 2M61 ☐	LM 2T55 ☐	LM 1Y99 ☐	VT 1H05 E ☐☐	LM 2Y13 ☐	VT 9G41 A ☐☐	LM 1U49 B ☐	LM 2Y73 ☐	VT 1H74 E ☐☐	VT 9G42 A ☐☐	LM 2Y75 ☐	
London Euston (EUS)  d	1824	1833	1840	1846	1849	1851	1903		1903	1913	1920	1920	1923	1933	1933	1939	1943	1947	
East Croydon (ECR)  d								1812											
Clapham Junction (CLJ)  d								1840											
Wembley Central (WMB)  d								1908	1913										
Harrow & Wealdstone (HRW)  d		1845						1913	1918						1945			1959	
Bushey (BSH) d		1851							1923						1951				
Watford Junction (WFJ) a	1839	1853			1903	1906		1921	1926			1935			1953			2005	
Watford Junction (WFJ) d	1839	1854			1904	1907			1926			1936	1937u		1954			2005	
Kings Langley (KGL) d		1858							1931						1959			2010	
Apsley (APS) d		1902							1934						2003			2013	
Hemel Hempstead (HML) d	1847	1905			1914				1937			1943			2006			2016	
Berkhamsted (BKM) d	1852	1909			1919				1942			1948			2013			2021	
Tring (TRI) d	1858	1916a			1925				1949a						2018			2026	
Cheddington (CED) d					1930													2031	
Leighton Buzzard (LBZ) d	1906				1935							2001			2026			2035	
Bletchley (BLY) d	1913				1942							2007			2033			2042	
Milton Keynes Central (MKC) a	1918		1910	1918	1925	1953				1945	1950	2011		2006	2037		2020	2048	
Milton Keynes Central (MKC) d	1919		1910	1919	1931					1946		2012		2007	2037		2021	2049	
Wolverton (WOL) d	1923									1950					2041			2053	
Northampton (NMP) a	1941			1947						2004		2026			2055			2106	
Northampton (NMP) d										2004		2035			2057			2118	
Long Buckby (LBK) d										2015		2046			2108			2129	
Rugby (RUG) a				1942			1951			2026		2057		2029	2118	2037		2139	
Coventry (COV) a			1942				2002			2036		2109	2023		2130		2049	2150	
Birmingham International (BHI)  a			1953				2013			2055		2127	2033		2147		2101	2205	
Birmingham New Street (BHM)  a			2007				2023			2110		2146	2045		2205		2112	2219	

NOTES (see introductory pages for explanation of train operator codes and standard symbols)

- a Arrival time
- d Departure time
- u Stops to pick up only
- A To Wolverhampton, see table 68
- B To Crewe, see table 66
- E To Manchester Piccadilly, see table 65
- F To Preston, see table 65
- M To Holyhead, see table 65
- N To Shrewsbury, see table 64

London to Milton Keynes, Northampton, Rugby, Coventry and Birmingham

Saturdays

Operator Train ID Days of operation/Notes 1st Class/Reservations/Bus Catering facilities	SN	LM	VT	VT	VT	VT	LM	LM	LM	VT	VT	LM	SN	LM	VT	LM	SN	LM
	2M65	2N17	1F27 G	1H07 E	9G44 A	1P07 F	1U51 B	2Y17	2Y77	1H76 E	9G46 A	2Y79	2M67	2Y81	9G47 A	2N37	2M69	2N93
	□	□	□ □	□ □	□ □	□ □	□	□	□	□ □	□ □	□	□	□	□ □	□	□	□
London Euston (EUS)  d		2003	2011	2020	2025	2031	2034		2039	2101	2103	2109		2131	2142	2154		2212
East Croydon (ECR)  d	1910												2010					2110
Clapham Junction (CLJ)  d	1936												2051					2139
Wembley Central (WMB)  d													2122					2211
Harrow & Wealdstone (HRW)  d	2007											2121	2127			2206	2216	2225
Bushey (BSH) d																		
Watford Junction (WFJ) a	2015	2019							2054			2127	2134			2212	2225	2231
Watford Junction (WFJ) d		2019			2040u	2046u	2051u		2055		2119u	2128			2158u	2215		2236
Kings Langley (KGL) d									2059							2219		
Apsley (APS) d									2103							2223		
Hemel Hempstead (HML) d									2106			2136		2153		2226		2243
Berkhamsted (BKM) d									2111			2141		2158		2231		2248
Tring (TRI) d									2116			2146				2236		
Cheddington (CED) d									2121			2151				2241		
Leighton Buzzard (LBZ) d		2040							2127			2158		2209		2248		2302
Bletchley (BLY) d		2046							2134			2205		2216		2255		2309
Milton Keynes Central (MKC) a		2053		2103				2121	2140	2145	2151	2213		2224	2229	2303		2317
Milton Keynes Central (MKC) d		2100						2122			2151	2213		2225	2230	2304		2317
Wolverton (WOL) d		2104										2217		2229		2308		2321
Northampton (NMP) a		2117										2231		2245		2326		2340
Northampton (NMP) d									2129	2204		2241		2254				
Long Buckby (LBK) d									2140	2215		2252		2304				
Rugby (RUG) a			2117			2136	2144	2151	2226		2213	2303		2315	2252			
Coventry (COV) a					2137				2205	2238		2224	2314	2326	2303			
Birmingham International (BHI)  a					2151				2226	2256		2234	2329	2345	2313			
Birmingham New Street (BHM)  a					2206				2242	2317		2246	2344	0003	2325			

Operator Train ID 1st Class/Reservations/Bus	LM	SN	LM	LM	LM	LM	LM	LM	LM	LM	LM
	2N39	2M73	2N41	2N95	2N43	2N01					
	□	□	□	□	□	□					
London Euston (EUS)  d	2234		2305	2321	2336	0015	0200	0200	0200	0200	0200
East Croydon (ECR)  d		2210									
Clapham Junction (CLJ)  d		2239									
Wembley Central (WMB)  d		2307				0024					0230
Harrow & Wealdstone (HRW)  d		2311	2317	2333	2348	0029			0235		0245
Bushey (BSH) d											
Watford Junction (WFJ) a	2252	2318	2323	2339	2354	0035	0250		0255	0250	0305
Watford Junction (WFJ) d	2253		2326	2340	2355	0035	0250		0255	0250	0305
Kings Langley (KGL) d			2330	2344	2359	0040					0320
Apsley (APS) d			2334	2348	0003	0044					0330
Hemel Hempstead (HML) d	2300		2337	2351	0006	0046		0300		0315	0335
Berkhamsted (BKM) d	2305		2342	2356	0011	0051			0320		0345
Tring (TRI) d	2310		2347	0001	0016	0056					0400
Cheddington (CED) d			2352	0006	0021	0101					0420
Leighton Buzzard (LBZ) d	2320		2359	0013	0028	0106				0351	0440
Bletchley (BLY) d	2327		0006	0020	0035	0113				0416	0505
Milton Keynes Central (MKC) a	2335		0014	0028	0039	0119	0400	0400	0410	0431	0520
Milton Keynes Central (MKC) d	2335		0015	0029	0040	0119					
Wolverton (WOL) d	2339		0019	0033	0044	0123					
Northampton (NMP) a	2353		0038	0046	0102	0137					
Northampton (NMP) d											
Long Buckby (LBK) d											
Rugby (RUG) d											
Coventry (COV) a											
Birmingham International (BHI)  a											
Birmingham New Street (BHM)  a											



























NOTES (see introductory pages for explanation of train operator codes and standard symbols)



























- a Arrival time
- d Departure time
- u Stops to pick up only
- A To Wolverhampton, see table 68
- B To Crewe, see table 66
- E To Manchester Piccadilly, see table 65
- F To Preston, see table 65
- G To Liverpool Lime Street, see table 65



London to Milton Keynes, Northampton, Rugby, Coventry and Birmingham

Sundays

Operator Train ID Days of operation/Notes 1st Class/Reservations/Bus Catering facilities	LM 2N91	LM 2N93	LM 2Y38	VT 1H63 A	VT 1H01 A	LM 1U27 B	LM 2Y40	VT 1S37 C	SN 2M19	VT 9G02 D	LM 2U29 B	VT 1H03 A	LM 1Y75	LM 2Y42	VT 1S52 C	SN 2M23	VT 9G04 D	LM 2N43
	☐	☐	☐	☐☐	☐☐	☐	☐	☐☐	☐	☐☐	☐	☐☐	☐	☐	☐☐	☐	☐☐	☐
London Euston (EUS)  d	0651	0718	0752	0810	0820		0824	0847		0850	0855	0921		0924	0946		0950	0955
East Croydon (ECR)  d										0815							0911	
Clapham Junction (CLJ)  d																		
Wembley Central (WMB)  d																		
Harrow & Wealdstone (HRW)  d	0703	0730	0804				0837			0848		0907		0937		0945		
Bushey (BSH)  d																		
Watford Junction (WFJ)  a	0709	0738	0810				0843		0856		0913			0943		0953		1010
Watford Junction (WFJ)  d	0710	0739	0810				0843			0907u	0914			0944			1006u	1011
Kings Langley (KGL)  d		0743					0848							0949				
Apsley (APS)  d		0747					0852							0953				
Hemel Hempstead (HML)  d	0717	0750	0817				0855				0921			0956				1018
Berkhamsted (BKM)  d	0722	0755	0822				0900				0926			1001				1023
Tring (TRI)  d	0726		0827								0929							
Cheddington (CED)  d	0732		0832								0935							
Leighton Buzzard (LBZ)  d	0738	0808	0839				0914				0941			1014				1036
Bletchley (BLY)  d	0745	0815	0845				0921				0948			1021				1043
Milton Keynes Central (MKC)  a	0754	0823	0850	0855	0905		0926	0932		0937	0957	1006		1026	1032		1037	1051
Milton Keynes Central (MKC)  d	0755	0824	0851				0926	0934		0939	0957			1027	1033		1038	1051
Wolverton (WOL)  d	0759	0828	0855				0930				1001			1031				
Northampton (NMP)  a	0812	0841	0908				0944				1014			1044				1110
Northampton (NMP)  d			0926			0930	0959				1028		1035	1100				
Long Buckby (LBK)  d			0937			0941	1010				1039			1111				
Rugby (RUG)  a			0948			0952	1021	1008		1013	1049		1054	1122	1107		1113	
Coventry (COV)  a			0959				1033			1023			1104	1133			1122	
Birmingham International (BHI)  a			1023				1051			1034			1123	1152			1133	
Birmingham New Street (BHM)  a			1043				1106			1045			1143	1206			1145	

Operator Train ID Days of operation/Notes 1st Class/Reservations/Bus Catering facilities	LM 2U31 B	VT 1H05 A	LM 2K05	LM 2Y23	LM 2Y44	VT 1S58 C	SN 2M25	VT 9G06 D	LM 1W49	LM 2U33 B	VT 1F13 E	VT 1H07 A	LM 2Y25	LM 2Y46	SN 2M29	VT 9G08	LM 2K13	LM 1W51
	☐	☐☐	☐	☐	☐	☐☐	☐	☐☐	☐	☐	☐☐	☐☐	☐	☐	☐	☐☐	☐	☐
London Euston (EUS)  d	1001	1019	1023		1031	1046		1049		1053	1116	1119		1124		1152	1155	1208
East Croydon (ECR)  d																		
Clapham Junction (CLJ)  d							1017								1118			
Wembley Central (WMB)  d																		
Harrow & Wealdstone (HRW)  d	1013		1035				1049			1106				1136	1150		1207	
Bushey (BSH)  d										1111s							1212s	
Watford Junction (WFJ)  a	1019		1041		1046		1059			1113				1142	1157		1215	1222
Watford Junction (WFJ)  d	1019		1041		1047		1107u			1114				1142		1206u	1215	1223
Kings Langley (KGL)  d														1147			1220	
Apsley (APS)  d					1053									1151			1223	
Hemel Hempstead (HML)  d	1026		1048		1056					1121				1153			1226	
Berkhamsted (BKM)  d	1031		1053		1100					1126				1158			1231	
Tring (TRI)  d	1036									1130							1238	
Cheddington (CED)  d	1041									1136							1243	
Leighton Buzzard (LBZ)  d	1047		1106		1113					1142				1212			1248	
Bletchley (BLY)  a			1113							1149				1219			1255	
Milton Keynes Central (MKC)  d	1058	1105	1122		1126	1132		1137		1157	1201	1208		1227		1231	1304	1246
Milton Keynes Central (MKC)  d	1058				1127	1133		1138		1158				1228		1233		1252
Wolverton (WOL)  d	1102				1131					1201				1232				1256
Northampton (NMP)  a	1116				1150					1216				1249				1308
Northampton (NMP)  d	1129			1133					1212	1217			1235					1315
Long Buckby (LBK)  d	1139			1144					1224	1228			1246					1326
Rugby (RUG)  a	1150			1155		1207		1213	1234	1239			1257			1252		1336
Coventry (COV)  a				1205				1223	1245				1308			1302		1347
Birmingham International (BHI)  a				1224				1234	1308				1321			1313		1408
Birmingham New Street (BHM)  a				1244				1246	1323				1341			1325		1423

NOTES (see introductory pages for explanation of train operator codes and standard symbols)

- a Arrival time
- d Departure time
- s Stops to set down only
- u Stops to pick up only
- A To Manchester Piccadilly, see table 65
- B To Crewe, see table 67
- C To Glasgow Central, see table 65
- D To Wolverhampton, see table 68
- E To Liverpool Lime Street, see table 65

London to Milton Keynes, Northampton, Rugby, Coventry and Birmingham

Sundays

Operator Train ID Days of operation/Notes 1st Class/Reservations/Bus Catering facilities	VT 9G12 D	VT 1H08 A	SN 2M33	LM 1Y81	LM 2Y48	VT 9S70 F	LM 1U35 B	LM 2K19	LM 1W55	VT 1H11 A	VT 9G18	SN 2M37	LM 1Y83	LM 2Y50	VT 9P77 G	LM 1U37 B	LM 2K25	LM 1W59
London Euston (EUS)  d	1212	1219			1233	1240	1243	1252	1309	1317	1320			1333	1340	1343	1352	1408
East Croydon (ECR)  d																		
Clapham Junction (CLJ)  d			1205									1305						
Wembley Central (WMB)  d																		
Harrow & Wealdstone (HRW)  d			1237					1304						1338			1404	
Bushey (BSH)  d								1310									1410	
Watford Junction (WFJ)  a			1245		1248			1312	1323			1346		1349			1412	1422
Watford Junction (WFJ)  d	1226u				1249			1313	1324		1334u			1350			1413	1423
Kings Langley (KGL)  d								1317									1417	
Apsley (APS)  d								1321									1421	
Hemel Hempstead (HML)  d					1256			1324						1357			1424	
Berkhamsted (BKM)  d					1301			1329						1402			1429	
Tring (TRI)  d								1336									1436	
Cheddington (CED)  d								1341									1441	
Leighton Buzzard (LBZ)  d					1315			1346						1416			1446	
Bletchley (BLY)  d					1322			1353						1423			1453	
Milton Keynes Central (MKC)  a		1252			1327	1313	1318	1402	1347	1350				1428	1413	1418	1502	1446
Milton Keynes Central (MKC)  d					1327	1313	1320		1349					1428	1413	1419		1449
Wolverton (WOL)  d					1331				1354					1432				1453
Northampton (NMP)  a					1344				1406					1445				1505
Northampton (NMP)  d				1334					1415				1435					1515
Long Buckby (LBK)  d				1345					1426				1446					1526
Rugby (RUG)  a	1308			1356			1343		1436		1415		1456			1442		1536
Coventry (COV)  a	1320			1406		1342			1448		1430		1507		1441			1547
Birmingham International (BHI)  a	1332			1419		1352			1508		1441		1520		1452			1608
Birmingham New Street (BHM)  a	1343			1439		1405			1523		1452		1540		1504			1623



























Operator Train ID Days of operation/Notes 1st Class/Reservations/Bus Catering facilities	VT 1H14 A	VT 9G24 D	SN 2M39	LM 1Y85	LM 2Y52	VT 9S80 F	LM 1U39 B	LM 2K31	LM 2G63	VT 1H18 A	VT 9G30	SN 2M45	LM 1Y87	LM 2Y54	VT 9P85 G	LM 1U41 B	LM 2K37	LM 2G65
London Euston (EUS)  d	1417	1420			1433	1440	1443	1450	1505	1517	1520			1533	1540	1543	1550	1605
East Croydon (ECR)  d																		
Clapham Junction (CLJ)  d			1405									1505						
Wembley Central (WMB)  d																		
Harrow & Wealdstone (HRW)  d			1438					1502						1538			1602	
Bushey (BSH)  d								1508									1608	
Watford Junction (WFJ)  a			1446		1449			1510	1520			1546		1549			1610	1620
Watford Junction (WFJ)  d		1434u			1450			1511	1520		1534u			1550			1611	1620
Kings Langley (KGL)  d								1515									1615	
Apsley (APS)  d								1519									1619	
Hemel Hempstead (HML)  d					1457			1522						1557			1622	
Berkhamsted (BKM)  d					1502			1527						1602			1627	
Tring (TRI)  d								1534									1634	
Cheddington (CED)  d								1539									1639	
Leighton Buzzard (LBZ)  d					1516			1544						1616			1644	
Bletchley (BLY)  d					1523			1551						1623			1651	
Milton Keynes Central (MKC)  a	1450				1528	1513	1518	1600	1545	1550				1628	1613	1618	1700	1645
Milton Keynes Central (MKC)  d					1528	1513	1519		1549					1628	1613	1619		1648
Wolverton (WOL)  d					1532				1553					1632				1652
Northampton (NMP)  a					1545				1607					1645				1704
Northampton (NMP)  d				1534					1615				1634					1715
Long Buckby (LBK)  d				1545					1626				1645					1726
Rugby (RUG)  a		1515		1556			1542		1636		1615		1656			1642		1736
Coventry (COV)  a		1531		1606		1542			1647		1629		1706		1642			1747
Birmingham International (BHI)  a		1541		1619		1552			1708		1641		1719		1653			1808
Birmingham New Street (BHM)  a		1552		1639		1604			1723		1651		1739		1705			1823


























NOTES (see introductory pages for explanation of train operator codes and standard symbols)

- a Arrival time
- d Departure time
- u Stops to pick up only
- A To Manchester Piccadilly, see table 65
- B To Crewe, see table 67
- D To Wolverhampton, see table 68
- F To Edinburgh, see table 65
- G To Preston, see table 65

London to Milton Keynes, Northampton, Rugby, Coventry and Birmingham

Sundays

Operator Train ID Days of operation/Notes 1st Class/Reservations/Bus Catering facilities	VT 1H21 A	VT 9G36 A	SN 2M49 A	LM 1Y89 A	LM 2Y81 A	VT 9S93 F	LM 1U43 B	LM 2K43 A	LM 2G67 A	VT 1H24 A	VT 9G42 A	SN 2M55 A	LM 1Y91 A	LM 2Y83 A	VT 9P97 G	LM 1U45 B	LM 2K49 A	VT 1F20 E	
	1	1	1	1	1	1	1	1	1	1	1	1	1	1	1	1	1	1	
London Euston (EUS)  d	1617	1620			1633	1640	1643	1650	1705	1708	1720				1733	1740	1743	1750	1805
East Croydon (ECR)  d																			
Clapham Junction (CLJ)  d			1605									1705							
Wembley Central (WMB)  d																			
Harrow & Wealdstone (HRW)  d			1638					1702							1738				1802
Bushey (BSH)  d								1708											1808
Watford Junction (WFJ)  a			1646		1649			1710	1720			1746		1749					1810
Watford Junction (WFJ)  d		1634u			1650			1711	1720		1734u			1750					1811
Kings Langley (KGL)  d								1715											1815
Apsley (APS)  d								1719											1819
Hemel Hempstead (HML)  d					1657			1722						1757					1822
Berkhamsted (BKM)  d					1702			1727						1802					1827
Tring (TRI)  d								1734											1834
Cheddington (CED)  d								1739											1839
Leighton Buzzard (LBZ)  d					1716			1744						1816					1844
Bletchley (BLY)  d					1723			1751						1823					1851
Milton Keynes Central (MKC)  a	1650				1728	1713	1718	1800	1745	1741				1828	1813	1818	1900	1838	
Milton Keynes Central (MKC)  d					1728	1713	1719		1748					1828	1813	1819			
Wolverton (WOL)  d					1732				1752					1832					
Northampton (NMP)  a					1745				1805					1845					
Northampton (NMP)  d				1734					1815				1834						
Long Buckby (LBK)  d				1745					1826				1845						
Rugby (RUG)  a		1715		1756			1742		1836		1815		1856			1842			
Coventry (COV)  a		1731		1806		1742			1847		1830		1906		1843				
Birmingham International (BHI)  a		1741		1819		1752			1908		1842		1919		1853				
Birmingham New Street (BHM)  a		1752		1839		1803			1923		1852		1939		1904				



























Operator Train ID Days of operation/Notes 1st Class/Reservations/Bus Catering facilities	LM 2G69 A	VT 1D92 H	VT 1H27 A	VT 9J48 J	VT 1H73 A	SN 2M61 A	LM 1Y81 A	LM 2Y85 A	VT 9G50 A	LM 1U47 B	LM 2K55 A	VT 9K52 B	LM 1W91 A	VT 1H30 A	VT 9G54 D	SN 2M65 A	LM 1Y95 A	LM 2Y59 A	
	1	1	1	1	1	1	1	1	1	1	1	1	1	1	1	1	1	1	
London Euston (EUS)  d	1805	1808	1817	1820	1829				1833	1843	1846	1850	1900	1911	1917	1920			1933
East Croydon (ECR)  d																			
Clapham Junction (CLJ)  d							1805										1905		
Wembley Central (WMB)  d																			
Harrow & Wealdstone (HRW)  d												1902							1938
Bushey (BSH)  d												1908							
Watford Junction (WFJ)  a	1820							1849				1910					1946		1949
Watford Junction (WFJ)  d	1820			1835u				1850				1911			1934u				1950
Kings Langley (KGL)  d												1915							
Apsley (APS)  d												1919							
Hemel Hempstead (HML)  d								1857				1922							1957
Berkhamsted (BKM)  d								1902				1927							2002
Tring (TRI)  d												1934							
Cheddington (CED)  d												1939							
Leighton Buzzard (LBZ)  d									1916			1944							2016
Bletchley (BLY)  d									1923			1951							2023
Milton Keynes Central (MKC)  a	1846	1841	1850					1928	1916	1921	2000		1946	1950					2028
Milton Keynes Central (MKC)  d	1848							1928	1917	1922			1948						2028
Wolverton (WOL)  d	1852							1932					1952						2032
Northampton (NMP)  a	1904							1945					2005						2045
Northampton (NMP)  d	1916						1934						2009						2056
Long Buckby (LBK)  d	1927						1945						2020						2107
Rugby (RUG)  a	1937				1923		1956			1945		1951	2030		2015				2118
Coventry (COV)  a	1950			1923			2006		1945			2001	2048		2029				2130
Birmingham International (BHI)  a	2008			1933			2019		1955			2012	2108		2041				2149
Birmingham New Street (BHM)  a	2024			1944			2039		2010			2025	2123		2052				2201



























NOTES (see introductory pages for explanation of train operator codes and standard symbols)

- a Arrival time
- d Departure time
- u Stops to pick up only
- A To Manchester Piccadilly, see table 65
- B To Crewe, see table 67
- D To Wolverhampton, see table 68
- E To Liverpool Lime Street, see table 65
- F To Edinburgh, see table 65
- G To Preston, see table 65
- H To Holyhead, see table 65
- J To Shrewsbury, see table 64

London to Milton Keynes, Northampton, Rugby, Coventry and Birmingham

Sundays

Operator Train ID Days of operation/Notes 1st Class/Reservations/Bus Catering facilities	VT 9P99 G 1	LM 1U49 B 1	LM 2N61 1	LM 2N65 1	VT 1F22 E 1	LM 2K61 1	VT 1H33 A 1	VT 9G60 D 1	SN 2M67 1	LM 1Y97 1	LM 2Y65 1	VT 9G62 D 1	LM 2K63 1	VT 1P06 G 1	VT 9G64 D 1	LM 2Y67 D 1	VT 1H35 A 1	LM 2Y71 1
London Euston (EUS)  d	1940	1947	1950	2003	2005	2008	2012	2018			2033	2038	2042	2050	2054	2106	2125	2131
East Croydon (ECR)  d																		
Clapham Junction (CLJ)  d									2005									
Wembley Central (WMB)  d									2005									
Harrow & Wealdstone (HRW)  d			2002	2016		2020			2038									
Bushey (BSH)  d						2026												
Watford Junction (WFJ)  a			2008	2022		2028			2046		2049		2057			2123		2146
Watford Junction (WFJ)  d			2009	2023		2029		2032u			2050		2058		2111u	2124		2147
Kings Langley (KGL)  d						2033												2151
Apsley (APS)  d						2037												2155
Hemel Hempstead (HML)  d			2016	2030		2040					2058					2131		2157
Berkhamsted (BKM)  d			2021	2035		2045					2101					2136		2202
Tring (TRI)  d			2028			2051										2141		2207
Cheddington (CED)  d			2033													2146		
Leighton Buzzard (LBZ)  d			2038	2049							2114		2120			2153		2217
Bletchley (BLY)  d			2045								2121					2200		2224
Milton Keynes Central (MKC)  a	2013		2050	2101	2038	2107	2045				2130	2117	2135	2139	2143	2208	2217	2232
Milton Keynes Central (MKC)  d	2013		2051	2101			2045				2131	2117		2141	2145	2209		2232
Wolverton (WOL)  d											2135					2213		
Northampton (NMP)  a			2105	2120							2148					2226		2248
Northampton (NMP)  d										2126	2157					2237		2251
Long Buckby (LBK)  d										2137	2208					2248		2302
Rugby (RUG)  a		2044					2107			2147	2219			2202	2205	2258		2313
Coventry (COV)  a	2042							2120		2158	2231	2147				2216	2309	2324
Birmingham International (BHI)  a	2052							2130		2216	2250	2157				2226	2318	2355
Birmingham New Street (BHM)  a	2105							2144		2237	2302	2210			2239	2338		0008








Operator Train ID Days of operation/Notes 1st Class/Reservations/Bus Catering facilities	SN 2M69 1	LM 2N73 1	VT 1H77 A 1	VT 9G66 D 1	LM 2Y77 1	VT 9G68 D 1	LM 2N77 1	SN 2M73 1	LM 2N79 1	LM 2N81 1	VT 9G70 D 1	LM 2N83 1	LM 2N01 1	LM 2N03 1	LM 2K99 1
London Euston (EUS)  d		2140	2151	2155	2201	2225	2231		2240	2300	2324	2339	0005	0035	0134
East Croydon (ECR)  d									2219						
Clapham Junction (CLJ)  d	2119														
Wembley Central (WMB)  d					2214		2243	2250	2254	2313		2351	0017	0045	0145
Harrow & Wealdstone (HRW)  d	2150	2155					2248s					2356s		0055s	
Bushey (BSH)  d															
Watford Junction (WFJ)  a	2200	2203			2220		2251	2258	2302	2319		2359	0025	0058	0156
Watford Junction (WFJ)  d		2204		2213u	2221	2241u	2252		2303	2320	2339u	0001	0025	0058	0157
Kings Langley (KGL)  d							2256			2324		0005		0103	
Apsley (APS)  d							2300			2328		0009		0106	
Hemel Hempstead (HML)  d					2228		2303		2311	2331		0012	0032	0109	0204
Berkhamsted (BKM)  d					2233		2308		2316	2336		0017	0037	0114	0209
Tring (TRI)  d					2238				2321	2341		0022	0042	0119	0213
Cheddington (CED)  d					2243				2326	2346		0027	0047	0124	
Leighton Buzzard (LBZ)  d		2224			2250		2321		2333	2353		0034	0054	0130	0222
Bletchley (BLY)  d					2257		2328		2340	2359		0041	0101	0137	0229
Milton Keynes Central (MKC)  a		2236	2240	2245	2305	2313	2336		2348	0008	0012	0049	0109	0146	0237
Milton Keynes Central (MKC)  d		2237	2242	2247	2306	2314	2336		2349	0008	0013	0049	0109	0147	
Wolverton (WOL)  d		2240			2310		2340			0012		0053	0113	0150	
Northampton (NMP)  a		2254			2324		2353		0004	0026		0107	0126	0205	
Northampton (NMP)  d					2332										
Long Buckby (LBK)  d					2343										
Rugby (RUG)  a			2317	2322	2354	2346					0048s				
Coventry (COV)  a				2333	0004	2357					0059s				
Birmingham International (BHI)  a				2343		0007					0110s				
Birmingham New Street (BHM)  a				2356		0019					0122				








NOTES (see introductory pages for explanation of train operator codes and standard symbols)

- a Arrival time
- d Departure time
- s Stops to set down only
- u Stops to pick up only
- A To Manchester Piccadilly, see table 65
- B To Crewe, see table 67
- D To Wolverhampton, see table 68
- E To Liverpool Lime Street, see table 65
- G To Preston, see table 65

Birmingham, Coventry, Rugby, Northampton and Milton Keynes to London

**Mondays to Fridays**

Operator Train ID Days of operation/Notes 1st Class/Reservations/Bus Catering facilities	LM	LM	LM	SN	LM	LM	LM	LM	LM	VT	SN	LM	LM	LM	LM	LM	VT	LM
	2K00	2N04	2N06	2O09	2N08	2B00	2K02	2T02	2N42	1R00 B	2O13 C	2N42	1Y02	2J86	2B06	2T04	1R01 B	2K06
	□	□	□	□	□	□	□	□	□	□ □	□	□	□	□	□	□	□ □	□
Birmingham New Street (BHM)  d										0530							0550	
Birmingham International (BHI)  d										0540							0600	
Coventry (COV) d										0552			0542				0614	
Rugby (RUG) d										0603			0553					
Long Buckby (LBK) d													0600					
Northampton (NMP) a													0600					
Northampton (NMP) d		0415	0448		0505				0600				0623					
Wolverton (WOL) d		0427	0500		0517				0613				0637					
Milton Keynes Central (MKC) a		0430	0503		0521				0616	0622			0641				0641	
Milton Keynes Central (MKC) d	0330	0430	0504		0521		0553		0617	0625			0641				0642	0648
Bletchley (BLY) d	0335	0435	0509		0526	0538	0557		0622				0646		0634			0653
Leighton Buzzard (LBZ) d	0342	0442	0515		0533	0545	0604		0629				0653		0641			0700
Cheddington (CED) d			0524			0550	0609		0634									0705
Tring (TRI) d	0354	0455	0530			0557	0615	0626	0640						0650	0700		0711
Berkhamsted (BKM) d	0359	0501	0535		0550	0602	0620	0631	0645			←			0656	0705		0716
Hemel Hempstead (HML) d	0403	0505	0539		0554	0606	0625	0636	0649				0649		0701	0710		0721
Apsley (APS) d			0542			0609	0628	0639					0653		0705			0724
Kings Langley (KGL) d			0545			0612	0632	0643					0656		0709			0728
Watford Junction (WFJ) a	0410	0513	0549		0601	0617	0636	0647		0644s		0701	0709		0713	0719		0732
Watford Junction (WFJ) d	0411	0513	0550	0554	0601	0617	0637	0648				0653	0702	0710	0710	0716	0720	0733
Bushey (BSH) a						0620	0639	0650						0713		0722		0735
Harrow & Wealdstone (HRW)  a	0417	0519	0556	0600	0607	0625	0645	0656				0700						0741
Wembley Central (WMB)  a	0421	0524		0605								0705						
Clapham Junction (CLJ)  a				0634								0735						
East Croydon (ECR)  a																		
London Euston (EUS)  a	0434	0539	0612		0625	0640	0706	0710		0703			0724	0725	0733	0740	0746	0800

Operator Train ID Days of operation/Notes 1st Class/Reservations/Bus Catering facilities	VT	LM	VT	VT	SN	LM	VT	LM	LM	LM	LM	LM	LM	LM	VT	LM	VT	LM
	1R02 D	1Y04	1R04 B	1R06 B	2O19	2N10	1R05 E	1Y06	2N12	1Y08	2B14	2J88	2B24	1Y10 B	1R07 F	1U00 G	1R10 D	2K08
	□ □	□	□ □	□ □	□	□	□ □	□	□	□	□	□	□	□	□ □	□	□ □	□
Birmingham New Street (BHM)  d		0533	0607	0630										0613				
Birmingham International (BHI)  d		0548	0618	0640										0630				
Coventry (COV) d		0606	0630	0651										0648				
Rugby (RUG) d	0632	0617					0653							0659	0707	0710	0730	
Long Buckby (LBK) d		0627												0712				
Northampton (NMP) a		0638												0728				
Northampton (NMP) d		0639				0650		0658	0707	0715				0738				
Wolverton (WOL) d		0651				0702		0710	0719	0727				0750				
Milton Keynes Central (MKC) a	0651	0655	0656			0706	0712	0714	0723	0731				0754				
Milton Keynes Central (MKC) d	0653	0656	0700		0701	0706	0714	0715	0723	0732				0755				0759
Bletchley (BLY) d		0701			0706	0711			0728		0739		0753	0800				0805
Leighton Buzzard (LBZ) d		0708			0713			0725	0735	0742	0747		0800	0807				0813
Cheddington (CED) d									0740				0805					
Tring (TRI) d					0722	0727			0747				0811					0822
Berkhamsted (BKM) d					0726	0732			0752		0800		0816					
Hemel Hempstead (HML) d					0731	0737			0756		0805		0821					0829
Apsley (APS) d						0740			0800									
Kings Langley (KGL) d						0743			0803									
Watford Junction (WFJ) a				0737s	0738	0748			0808		0812		0828					0837
Watford Junction (WFJ) d					0739	0748			0808		0813	0822	0829					0838
Bushey (BSH) a											0816	0824						0840
Harrow & Wealdstone (HRW)  a					0745				0814			0830	0835					
Wembley Central (WMB)  a					0750													
Clapham Junction (CLJ)  a					0818													
East Croydon (ECR)  a																		
London Euston (EUS)  a	0728	0738	0734	0754		0806	0750	0803	0833	0817	0834	0848	0849	0838	0801	0808	0819	0902








NOTES (see introductory pages for explanation of train operator codes and standard symbols)








- a Arrival time
- d Departure time
- s Stops to set down only
- B From Wolverhampton, see table 68
- C To Selhurst, see table 164
- D From Manchester Piccadilly, see table 65
- E From Liverpool Lime Street, see table 65
- F From Lancaster, see table 65
- G From Crewe, see table 67



## Birmingham, Coventry, Rugby, Northampton and Milton Keynes to London

## Mondays to Fridays

Operator Train ID Days of operation/Notes 1st Class/Reservations/Bus Catering facilities	LM 2T08	VT 1R12 B	SN 2023	LM 2J90	LM 2Y86	VT 1R15 D	LM 1Y12	VT 1R22 D	LM 2Y52	LM 2Y54	VT 1R21 H	VT 9R23 D	LM 2T12	LM 2J92	LM 2K10	LM 1U20 G	VT 1R24 J	LM 2T14	
	□	□ □ ☒	□	□	□	□ □ ☒	□	□ □ ☒	□	□	□ □ ☒	□ □ ☒	□	□	□	□	□ □ ☒	□	
Birmingham New Street (BHM)  d		0710			0653				0716	0733	0750	0810							
Birmingham International (BHI)  d		0721			0704				0732	0746	0800	0820							
Coventry (COV) d		0732			0723				0749	0804	0811	0831							
Rugby (RUG) d					0734	0757			0802	0816	0821					0834	0846		
Long Buckby (LBK) d					0743				0812	0826									
Northampton (NMP) a					0755				0826	0838									
Northampton (NMP) d					0804		0824												
Wolverton (WOL) d					0817		0836												
Milton Keynes Central (MKC) a		0759			0821		0840									0855			
Milton Keynes Central (MKC) d		0800	0812		0822		0841	0847							0857	0901			
Bletchley (BLY) d			0817		0827		0846								0902				
Leighton Buzzard (LBZ) d			0824		0834		0853								0909				
Cheddington (CED) d															0915				
Tring (TRI) d	0826		0834		0843								0900		0920			0925	
Berkhamsted (BKM) d	0831		0838		0848								0905		0925			0930	
Hemel Hempstead (HML) d	0836		0843		0853								0910		0930			0935	
Apsley (APS) d	0839				0856								0914					0938	
Kings Langley (KGL) d	0843				0900								0917					0942	
Watford Junction (WFJ) a	0847		0851		0904							0917s	0922		0937			0946	
Watford Junction (WFJ) d	0848		0852	0856	0905								0922	0926	0937			0947	
Bushey (BSH) a				0859									0925	0929				0950	
Harrow & Wealdstone (HRW)  a	0854		0858	0904									0930	0934	0943			0955	
Wembley Central (WMB)  a			0903																
Clapham Junction (CLJ)  a			0934																
East Croydon (ECR)  a																			
London Euston (EUS)  a	0910	0834		0923	0932	0847	0924	0921				0913	0933	0944	0953	0958	0937	0940	1012








Operator Train ID Days of operation/Notes 1st Class/Reservations/Bus Catering facilities	SN 2029	LM 2N00	LM 2Y56	VT 1R26	LM 1Y14	VT 1A12 D	VT 1B29	LM 2T16	LM 2K12	LM 1U22 G	VT 9A31 F	LM 1W06	LM 2T18	SN 2031	LM 2N02	LM 2Y58	LM 1Y16	VT 1A17 D
	□	□	□	□ □ ☒	□	□ □ ☒	□ □ ☒	□	□	□	□ □ ☒	□	□	□	□	□	□	□ □ ☒
Birmingham New Street (BHM)  d			0814	0830			0850				0910	0833						0913
Birmingham International (BHI)  d			0826	0841			0900				0920	0845						0928
Coventry (COV) d			0846	0851			0911				0931	0904						0946
Rugby (RUG) d			0858	0904						0932		0922						0958
Long Buckby (LBK) d			0908									0933						1008
Northampton (NMP) a			0920									0944						1020
Northampton (NMP) d		0905			0924							0951			1005			1025
Wolverton (WOL) d		0917			0936										1017			1037
Milton Keynes Central (MKC) a		0921		0923	0940					0954	0958	1005			1021			1041
Milton Keynes Central (MKC) d	0912	0922		0924	0941	0950			0955	0955	1000	1007		1012	1022			1043
Bletchley (BLY) d	0917	0927			0946				1000					1017	1027			1048
Leighton Buzzard (LBZ) d	0924	0934			0953				1007					1024	1034			1055
Cheddington (CED) d									1012									
Tring (TRI) d	0934							0957	1018				1026	1034				
Berkhamsted (BKM) d	0938	0947						1002	1023				1031	1038	1046			
Hemel Hempstead (HML) d	0943	0951						1007	1027				1035	1043	1051			
Apsley (APS) d								1010					1039					
Kings Langley (KGL) d								1014					1042					
Watford Junction (WFJ) a	0951	0958					1000s	1018	1034				1047	1051	1058			
Watford Junction (WFJ) d	0952	0959						1019	1035				1047	1052	1059			
Bushey (BSH) a								1021					1050					
Harrow & Wealdstone (HRW)  a	0959							1027					1055	1059				
Wembley Central (WMB)  a	1004													1104				
Clapham Junction (CLJ)  a	1035													1135				
East Croydon (ECR)  a																		
London Euston (EUS)  a		1023		0957	1028	1026	1016	1040	1058	1030	1033	1042	1109		1123		1126	1122








## NOTES (see introductory pages for explanation of train operator codes and standard symbols)

- a Arrival time
- d Departure time
- s Stops to set down only
- B From Wolverhampton, see table 68
- D From Manchester Piccadilly, see table 65
- F From Lancaster, see table 65
- G From Crewe, see table 67
- H From Shrewsbury, see table 64
- J From Holyhead/Wrexham General, see table 65

Birmingham, Coventry, Rugby, Northampton and Milton Keynes to London

**Mondays to Fridays**

Operator Train ID Days of operation/Notes 1st Class/Reservations/Bus Catering facilities	VT 1B28	LM 1W08	LM 2T20	LM 2K14	VT 9M48 K	LM 2T22	SN 2O33	LM 1U24 G	LM 2N04	LM 2Y60	LM 1Y18	VT 1A22 D	VT 1B34	LM 1W10	LM 2T24	LM 2K16	VT 9M50 A	LM 2T26
	□	□	□	□	□	□	□	□	□	□	□	□	□	□	□	□	□	□
Birmingham New Street (BHM)  d	0950	0933			1010					1014			1050	1033				1110
Birmingham International (BHI)  d	1000	0945			1020					1028			1100	1045				1120
Coventry (COV) d	1011	1003			1031					1047			1111	1103				1131
Rugby (RUG) d	1023	1015						1053		1058			1123	1115				
Long Buckby (LBK) d		1025								1108				1125				
Northampton (NMP) a		1036								1120				1136				
Northampton (NMP) d		1039							1105		1125			1138				
Wolverton (WOL) d									1117		1137							
Milton Keynes Central (MKC) a		1053			1057			1113	1121		1141			1152			1158	
Milton Keynes Central (MKC) d		1054		1056	1059		1112	1115	1122	1141	1147		1153			1156	1200	
Bletchley (BLY) d				1101			1117		1127	1146						1201		
Leighton Buzzard (LBZ) d				1108			1124		1134	1153						1208		
Cheddington (CED) d				1113												1213		
Tring (TRI) d			1058	1119		1127	1134								1157	1219		1227
Berkhamsted (BKM) d			1103	1124		1132	1138		1146						1202	1224		1232
Hemel Hempstead (HML) d			1107	1128		1136	1143		1151						1207	1228		1237
Apsley (APS) d			1111			1139									1210			1240
Kings Langley (KGL) d			1114			1142									1214			1243
Watford Junction (WFJ) a	1100s	1115	1119	1135	1147	1151		1158					1200s	1214	1218	1235		1247
Watford Junction (WFJ) d		1116	1120	1136	1147	1152		1158					1215	1219	1236			1248
Bushey (BSH) a			1122		1150										1221			1250
Harrow & Wealdstone (HRW)  a			1128		1155	1159									1227			1256
Wembley Central (WMB)  a						1204												
Clapham Junction (CLJ)  a						1233												
East Croydon (ECR)  a																		
London Euston (EUS)  a	1117	1131	1141	1158	1134	1215		1150	1223		1225	1221	1217	1230	1245	1258	1233c	1310








Operator Train ID Days of operation/Notes 1st Class/Reservations/Bus Catering facilities	SN 2O37	LM 1U26 G	LM 2N06	LM 2Y62	LM 1Y20	VT 1A27 D	VT 1B40	LM 2T28	LM 1W12	LM 2K18	VT 9M51 K	LM 2T30	SN 2O41	LM 1U28 G	LM 2N08	LM 2Y64	LM 1Y22	VT 1A32 D
	□	□	□	□	□	□	□	□	□	□	□	□	□	□	□	□	□	□
Birmingham New Street (BHM)  d				1114			1150		1133		1210							1214
Birmingham International (BHI)  d				1128			1200		1145		1220							1229
Coventry (COV) d				1147			1211		1203		1231							1248
Rugby (RUG) d		1153		1158			1223		1215					1253				1258
Long Buckby (LBK) d				1208					1225									1308
Northampton (NMP) a				1220					1236									1320
Northampton (NMP) d			1205		1225				1242									1324
Wolverton (WOL) d			1217		1237													1336
Milton Keynes Central (MKC) a		1214	1221		1241			1256		1259				1314	1321			1340
Milton Keynes Central (MKC) d	1212	1215	1222		1242	1247		1256	1256	1302		1312	1315	1322				1341
Bletchley (BLY) d	1217		1227		1247				1301			1317		1327				1346
Leighton Buzzard (LBZ) d	1224		1234		1254				1308			1324		1334				1353
Cheddington (CED) d									1313									
Tring (TRI) d	1234							1256	1319		1326	1334						
Berkhamsted (BKM) d	1238		1246					1301	1324		1331	1338		1346				
Hemel Hempstead (HML) d	1243		1251					1306	1328		1336	1343		1351				
Apsley (APS) d								1309			1339							
Kings Langley (KGL) d								1312			1342							
Watford Junction (WFJ) a	1251		1258			1300s	1317	1318	1335		1346	1351		1358				
Watford Junction (WFJ) d	1252		1259				1317	1318	1336		1347	1352		1359				
Bushey (BSH) a							1320				1349							
Harrow & Wealdstone (HRW)  a	1300						1325				1355	1359						
Wembley Central (WMB)  a	1304										1404							
Clapham Junction (CLJ)  a	1333										1435							
East Croydon (ECR)  a																		
London Euston (EUS)  a		1250	1323		1325	1320	1317	1345	1334	1358	1337	1410		1350	1423		1424	1420








NOTES (see introductory pages for explanation of train operator codes and standard symbols)

- a Arrival time
- d Departure time
- s Stops to set down only
- c Arrives 3 minutes later on Fridays
- A From Edinburgh, see table 65
- D From Manchester Piccadilly, see table 65
- G From Crewe, see table 67
- K From Blackpool North, see table 65

Birmingham, Coventry, Rugby, Northampton and Milton Keynes to London

**Mondays to Fridays**

Operator Train ID Days of operation/Notes 1st Class/Reservations/Bus Catering facilities	VT	LM	LM	LM	VT	VT	LM	SN	LM	LM	LM	LM	VT	VT	LM	VT	LM	LM
	1B46	1W14	2T32	2K20	9M52 WX A	9M52 WO A	2T34	2O45	1U30 G	2N10	2Y66	1Y24	1A37 D	1B52	1W16	1M11 L	2T36	2K22
	□	□	□	□	□	□	□	□	□	□	□	□	□	□	□	□	□	□
	⊗				⊗	⊗							⊗	⊗		⊗		
Birmingham New Street (BHM)  d	1250	1233			1310	1310						1314			1350	1333		
Birmingham International (BHI)  d	1300	1245			1320	1320						1328			1400	1345		
Coventry (COV) d	1311	1303			1331	1331						1347			1411	1403		
Rugby (RUG) d	1323	1315								1353		1358			1423	1415	1426	
Long Buckby (LBK) d		1325										1408				1425		
Northampton (NMP) a		1336										1420				1436		
Northampton (NMP) d		1339									1404		1423			1439		
Wolverton (WOL) d											1416		1435					
Milton Keynes Central (MKC) a		1353			1358	1400				1414	1420		1439			1453		
Milton Keynes Central (MKC) d		1353		1356	1359	1401		1412	1415	1422	1440	1450			1454			1457
Bletchley (BLY) d				1401				1417		1427	1445							1502
Leighton Buzzard (LBZ) d				1408				1424		1434	1452							1509
Cheddington (CED) d				1413														1514
Tring (TRI) d			1356	1419			1425	1434										1457
Berkhamsted (BKM) d			1401	1424			1430	1439		1446								1502
Hemel Hempstead (HML) d			1406	1428			1435	1444		1451								1507
Apsley (APS) d			1409				1438											1510
Kings Langley (KGL) d			1412				1442											1513
Watford Junction (WFJ) a	1400s	1415	1416	1435			1446	1451		1458				1500s	1515	1517	1536	
Watford Junction (WFJ) d		1415	1417	1436			1447	1452		1459					1516	1518	1537	
Bushey (BSH) a			1419				1449									1520		
Harrow & Wealdstone (HRW)  a			1425				1455	1459								1526		
Wembley Central (WMB)  a								1504										
Clapham Junction (CLJ)  a								1535										
East Croydon (ECR)  a																		
London Euston (EUS)  a	1416	1431	1445	1458	1434	1437	1516		1450	1523		1522	1525	1516	1532	1519	1540	1601








Operator Train ID Days of operation/Notes 1st Class/Reservations/Bus Catering facilities	VT	LM	SN	LM	LM	LM	VT	LM	VT	VT	LM	LM	VT	LM	LM	SN	LM	
	9M53 K	2T38	2O49	1U32 G	2N12	2Y68	1A92 F	1Y26	1A42 D	1B58	1W18	2T40	2K24	9M54 A	2J94	2T42	2O55 C	1U34 G
	□	□	□	□	□	□	□	□	□	□	□	□	□	□	□	□	□	□
	⊗						⊗	⊗	⊗					⊗				
Birmingham New Street (BHM)  d	1410					1414				1450	1433			1510				
Birmingham International (BHI)  d	1420					1428				1500	1445			1520				
Coventry (COV) d	1431					1447				1511	1503			1531				
Rugby (RUG) d				1453		1458	1510			1523	1515							1553
Long Buckby (LBK) d						1508					1525							
Northampton (NMP) a						1520					1536							
Northampton (NMP) d						1505				1525								
Wolverton (WOL) d						1517				1537								
Milton Keynes Central (MKC) a	1458			1514	1521					1541			1553			1558		1614
Milton Keynes Central (MKC) d	1500		1512	1515	1522			1542	1547		1553		1556	1600			1612	1615
Bletchley (BLY) d			1517		1527			1547					1600				1617	
Leighton Buzzard (LBZ) d			1524		1534			1554					1607				1624	
Cheddington (CED) d													1613					
Tring (TRI) d		1527	1534									1600	1618			1627	1634	
Berkhamsted (BKM) d		1532	1538		1546							1605	1623			1632	1638	
Hemel Hempstead (HML) d		1537	1544		1551							1609	1628			1637	1643	
Apsley (APS) d		1540										1612				1640		
Kings Langley (KGL) d		1543										1615				1643		
Watford Junction (WFJ) a		1547	1551		1558					1600s	1615	1620	1635			1647	1651	
Watford Junction (WFJ) d		1548	1552		1559						1615	1620	1636		1644	1648	1652	
Bushey (BSH) a		1550										1623			1650			
Harrow & Wealdstone (HRW)  a		1556	1600									1628			1650	1656	1700	
Wembley Central (WMB)  a			1605														1705	
Clapham Junction (CLJ)  a			1635														1733	
East Croydon (ECR)  a																		
London Euston (EUS)  a	1535	1611		1550	1622		1559	1625	1620	1616	1631	1647	1700	1634	1708	1711		1650








NOTES (see introductory pages for explanation of train operator codes and standard symbols)

- a Arrival time
- d Departure time
- s Stops to set down only
- A From Edinburgh, see table 65
- C To Selhurst, see table 164
- D From Manchester Piccadilly, see table 65
- F From Lancaster, see table 65
- G From Crewe, see table 67
- K From Blackpool North, see table 65
- L From Glasgow Central, see table 65
- WO Wednesdays only
- WX Not Wednesdays

Birmingham, Coventry, Rugby, Northampton and Milton Keynes to London

**Mondays to Fridays**

Operator Train ID Days of operation/Notes 1st Class/Reservations/Bus Catering facilities	LM 2N90	LM 2Y70	LM 1Y28	VT 1A47 D	VT 1B64	LM 1W20	LM 2T44	LM 2K26	VT 9M55 K	VT 1A48 M	LM 2J96	LM 2T46	SN 2O61	LM 1U36 G	VT 1A93 F	VT 1B70	LM 2N92	LM 2Y72
	□	□	□	□ □	□ □	□	□	□	□ □	□ □	□	□	□	□	□ □	□ □	□	□
Birmingham New Street (BHM)  d		1514			1550	1533			1610							1650		1614
Birmingham International (BHI)  d		1528			1600	1545			1620							1700		1628
Coventry (COV) d		1547			1611	1603			1631							1711		1647
Rugby (RUG) d		1558			1623	1615								1653	1710	1723		1658
Long Buckby (LBK) d		1609				1625												1708
Northampton (NMP) a		1621				1636												1720
Northampton (NMP) d	1605		1624			1639												1706
Wolverton (WOL) d	1617		1638															1719
Milton Keynes Central (MKC) a	1621		1642			1655			1658					1714				1723
Milton Keynes Central (MKC) d	1622		1642	1647		1655		1655	1700	1703			1712	1715				1724
Bletchley (BLY) d	1627		1647					1700					1717					1729
Leighton Buzzard (LBZ) d	1634		1654					1707					1724					1736
Cheddington (CED) d								1711										
Tring (TRI) d							1657	1717				1727	1734					
Berkhamsted (BKM) d	1646						1702	1723				1732	1738					1748
Hemel Hempstead (HML) d	1651						1707	1727				1737	1743					1753
Apsley (APS) d							1710					1740						
Kings Langley (KGL) d							1714					1743						
Watford Junction (WFJ) a	1658				1700s	1717	1718	1735				1747	1751			1800s	1803	
Watford Junction (WFJ) d	1659					1717	1719	1735			1743	1748	1752					1806
Bushey (BSH) a							1721				1750	1750						
Harrow & Wealdstone (HRW)  a							1727				1750	1756	1800					
Wembley Central (WMB)  a													1805					
Clapham Junction (CLJ)  a													1833					
East Croydon (ECR)  a																		
London Euston (EUS)  a	1723		1726	1720	1717	1733	1741	1801	1736	1739	1805	1811		1752	1759	1816	1832	








Operator Train ID Days of operation/Notes 1st Class/Reservations/Bus Catering facilities	LM 1Y30	VT 1A52 D	LM 2J98	LM 1W22	LM 2T50	LM 2K28	VT 9M56 A	LM 2T52	SN 2O65	LM 1U38 G	LM 2N94	LM 2Y74	VT 1A55 E	LM 1Y32	VT 1A57 D	LM 1W24	LM 2T54	LM 2K32
	□	□ □	□	□	□	□	□ □	□	□	□	□	□	□ □	□	□ □	□	□	□
Birmingham New Street (BHM)  d				1633			1710					1714						1733
Birmingham International (BHI)  d				1645			1720					1728						1745
Coventry (COV) d				1703			1731					1747						1803
Rugby (RUG) d				1715						1753		1758						1815
Long Buckby (LBK) d				1726								1808						1825
Northampton (NMP) a				1737								1820						1836
Northampton (NMP) d	1724			1739							1805			1825				1839
Wolverton (WOL) d	1737										1817			1837				
Milton Keynes Central (MKC) a	1741			1753			1758			1814	1821			1841				1853
Milton Keynes Central (MKC) d	1742	1747		1754		1757	1800		1812	1815	1822		1825	1842	1847	1853		1855
Bletchley (BLY) d	1747					1803			1818		1827			1847				1900
Leighton Buzzard (LBZ) d	1755					1810			1825		1834			1854				1908
Cheddington (CED) d						1814												1913
Tring (TRI) d					1759	1821		1825	1835									1859
Berkhamsted (BKM) d					1805	1826		1830	1839		1847							1904
Hemel Hempstead (HML) d					1809	1830		1835	1844		1852							1908
Apsley (APS) d					1813			1838										1912
Kings Langley (KGL) d					1816			1842										1915
Watford Junction (WFJ) a				1815	1821	1837		1846	1851		1859					1915	1920	1936
Watford Junction (WFJ) d			1811	1816	1821	1839		1847	1852		1900					1915	1920	1936
Bushey (BSH) a					1824			1849										1923
Harrow & Wealdstone (HRW)  a			1817		1829			1854	1858									1928
Wembley Central (WMB)  a									1905									
Clapham Junction (CLJ)  a									1934									
East Croydon (ECR)  a																		
London Euston (EUS)  a	1825	1820	1830	1831	1842	1902	1834	1910		1850	1923		1859	1924	1920	1931	1941	1958








NOTES (see introductory pages for explanation of train operator codes and standard symbols)

- a Arrival time
- d Departure time
- s Stops to set down only
- A From Edinburgh, see table 65
- D From Manchester Piccadilly, see table 65
- E From Liverpool Lime Street, see table 65
- F From Lancaster, see table 65
- G From Crewe, see table 67
- K From Blackpool North, see table 65
- M From Holyhead, see table 65

Birmingham, Coventry, Rugby, Northampton and Milton Keynes to London

**Mondays to Fridays**

Operator Train ID Days of operation/Notes 1st Class/Reservations/Bus Catering facilities	VT 9M84 K [ ] [ ] [ ]	LM 1U40 G [ ]	VT 1B80 [ ] [ ] [ ]	LM 2T56 [ ]	SN 2O69 [ ]	LM 2N96 [ ]	LM 2Y76 [ ]	SN 2O71 [ ]	VT 1A61 D [ ] [ ] [ ]	LM 1Y34 [ ]	VT 1A62 D [ ] [ ] [ ]	LM 1W26 [ ]	LM 2T58 [ ]	LM 2K36 [ ]	VT 9M86 A [ ] [ ] [ ]	LM 1U42 G [ ]	SN 2O73 [ ]	VT 1B86 [ ] [ ] [ ]
Birmingham New Street (BHM)  d	1810		1830				1814					1833			1910			1930
Birmingham International (BHI)  d	1820		1840				1829					1845			1920			1940
Coventry (COV) d	1831		1854				1848					1904			1931			1951
Rugby (RUG) d		1853	1905				1859					1915				1956		2005
Long Buckby (LBK) d							1909					1925						
Northampton (NMP) a							1921					1936						
Northampton (NMP) d						1905				1925		1941						
Wolverton (WOL) d						1917				1937								
Milton Keynes Central (MKC) a	1856	1914				1921				1941		1955			1959	2017		
Milton Keynes Central (MKC) d	1858	1915			1916	1922			1934	1943	1948	1955		1957	2000	2018		
Bletchley (BLY) d					1921	1927				1948				2002				
Leighton Buzzard (LBZ) d					1928	1934				1955				2010				
Cheddington (CED) d														2014				
Tring (TRI) d				1929	1936								1956	2020				
Berkhamsted (BKM) d				1934	1941	1946							2001	2025				
Hemel Hempstead (HML) d				1938	1945	1951							2005	2030				
Apsley (APS) d				1941									2009					
Kings Langley (KGL) d				1944									2012					
Watford Junction (WFJ) a			1942s	1949	1953	1958						2017	2017	2037				2042s
Watford Junction (WFJ) d				1949	1954	1959		1944				2017	2017	2038			2052	
Bushey (BSH) a				1952									2020					
Harrow & Wealdstone (HRW)  a				1957	2002			1950					2025				2059	
Wembley Central (WMB)  a					2006			1956									2105	
Clapham Junction (CLJ)  a					2033			2022									2132	
East Croydon (ECR)  a																		
London Euston (EUS)  a	1934	1950	1958	2011		2028			2007	2027	2022	2033	2046	2101	2036	2053		2059

Operator Train ID Days of operation/Notes 1st Class/Reservations/Bus Catering facilities	LM 2N14 [ ]	VT 1A66 D [ ] [ ] [ ]	LM 1Y36 [ ]	VT 1M17 L [ ] [ ] [ ]	VT 1A67 D [ ] [ ] [ ]	LM 2T62 [ ]	LM 2K40 [ ]	LM 1W28 [ ]	VT 9M59 K [ ] [ ] [ ]	LM 1U44 G [ ]	LM 2K40 [ ]	SN 2O75 [ ]	LM 2N98 [ ]	LM 1Y25 [ ]	VT 1A71 D [ ] [ ] [ ]	VT 1M18 L [ ] [ ] [ ]	VT 1A72 D [ ] [ ] [ ]	VT 9M60 A [ ] [ ] [ ]
Birmingham New Street (BHM)  d			1913					1939	2010					2014				2110
Birmingham International (BHI)  d			1928					1953	2020					2026				2120
Coventry (COV) d			1948					2012	2031					2045				2131
Rugby (RUG) d			1959					2023	2043	2049				2056		2130		
Long Buckby (LBK) d			2009					2034						2106				
Northampton (NMP) a			2021					2046						2116				
Northampton (NMP) d	2006		2027					2048					2113	2118				
Wolverton (WOL) d	2018		2039										2125	2130				
Milton Keynes Central (MKC) a	2022		2043					2102	2105	2110			2129	2134		2149		2158
Milton Keynes Central (MKC) d	2022	2032	2045	2046	2051		2056	2102	2106	2111			2129	2135	2136	2151	2154	2159
Bletchley (BLY) d	2027		2050				2101						2134	2140				
Leighton Buzzard (LBZ) d	2034		2057				2108						2141	2147				
Cheddington (CED) d							2114											
Tring (TRI) d						2058	2119											
Berkhamsted (BKM) d	2047					2103	2124				↔		2154					
Hemel Hempstead (HML) d	2051					2108	2129				2129		2158					
Apsley (APS) d						2111	↔											
Kings Langley (KGL) d						2114												
Watford Junction (WFJ) a	2058					2118			2127s	2132	2136		2205				2214s	2219s
Watford Junction (WFJ) d	2059					2119				2133	2138	2151	2206					
Bushey (BSH) a						2121												
Harrow & Wealdstone (HRW)  a						2127						2157						
Wembley Central (WMB)  a						2132												
Clapham Junction (CLJ)  a												2231						
East Croydon (ECR)  a																		
London Euston (EUS)  a	2122	2106	2128	2119	2124	2143		2138	2143	2148	2200		2223	2217	2209	2227	2230	2240








NOTES (see introductory pages for explanation of train operator codes and standard symbols)

- a Arrival time
- d Departure time
- s Stops to set down only
- A From Edinburgh, see table 65
- D From Manchester Piccadilly, see table 65
- G From Crewe, see table 67
- K From Blackpool North, see table 65
- L From Glasgow Central, see table 65



## Birmingham, Coventry, Rugby, Northampton and Milton Keynes to London

## Mondays to Fridays








Operator Train ID Days of operation/Notes 1st Class/Reservations/Bus Catering facilities	SN 2077	LM 1W30	LM 2K44	LM 2Y16	LM 1N80 G	LM 2Y82	VT 1M19 L	VT 1A74 E	VT 1A75 D	VT 1B45 B	SN 2081	LM 2Y18	LM 1N90 G	LM 2Y20	LM 1N92 G	LM 2Y84 N	VT 9M62 A
	□	□	□	□	□	□	□	□	□	□	□	□	□	□	□	□	□
Birmingham New Street (BHM)  d		2039		2053		2133				2210		2154		2213		2255	2310
Birmingham International (BHI)  d		2053		2106		2143				2220		2206		2232		2307	2321
Coventry (COV) d		2111		2122		2203				2231		2221		2250		2324	2331
Rugby (RUG) d		2124		2133	2200	2213		2231		2245		2233	2242	2301	2306	2334	2344
Long Buckby (LBK) d		2134		2143	2210	2223						2243	2252	2311		2344	
Northampton (NMP) a		2145		2157	2222	2236						2256	2304	2323	2327	2357	0006s
Northampton (NMP) d		2148		2207								2257		2336			
Wolverton (WOL) d				2219								2309		2348			
Milton Keynes Central (MKC) a		2202		2223				2253		2306		2313		2352			0024
Milton Keynes Central (MKC) d		2203	2205	2224			2242	2254	2301	2308		2313		2352			0025
Bletchley (BLY) d			2210	2229								2318		2357			
Leighton Buzzard (LBZ) d			2217	2236								2325		0004			
Cheddington (CED) d			2222									2335		0014			
Tring (TRI) d			2228									2340		0019			
Berkhamsted (BKM) d			2233	2250								2345		0024			
Hemel Hempstead (HML) d			2237	2254								2350		0029			
Apsley (APS) d			2240									2353					
Kings Langley (KGL) d			2243									2356					
Watford Junction (WFJ) a			2248	2301			2310s	2325s	2330s	2337s		0001		0036			0054s
Watford Junction (WFJ) d	2230		2248	2303							2342	0001		0036			
Bushey (BSH) a			2251									0003					
Harrow & Wealdstone (HRW)  a	2236		2256								2348	0008					
Wembley Central (WMB)  a																	
Clapham Junction (CLJ)  a	2312										0017						
East Croydon (ECR)  a																	
London Euston (EUS)  a		2245	2316	2330			2333	2344	2348	0001		0031		0100			0112








NOTES (see introductory pages for explanation of train operator codes and standard symbols)

- a Arrival time
- d Departure time
- s Stops to set down only
- A From Edinburgh, see table 65
- B From Wolverhampton, see table 68
- D From Manchester Piccadilly, see table 65
- E From Liverpool Lime Street, see table 65
- G From Crewe, see table 67
- L From Glasgow Central, see table 65
- N From Rugeley Trent Valley, see table 69

Birmingham, Coventry, Rugby, Northampton and Milton Keynes to London

Saturdays

Operator Train ID Days of operation/Notes 1st Class/Reservations/Bus Catering facilities	LM	LM	SN	LM	LM	SN	LM	LM	LM	LM	LM	VT	VT	VT	LM	SN	LM	LM
	2K02	2K04	2O09	2N00	2B02	2O13	2N02	1Y02	2B04	2K06	1Y04	1B02 B	1A01 C	1B00 B	2B06	2O19	2N04	2Y50
Birmingham New Street (BHM)  d											0529	0608		0630				0612
Birmingham International (BHI)  d											0542	0618		0641				0630
Coventry (COV) d											0601	0630		0653				0649
Rugby (RUG) d											0612		0651					0700
Long Buckby (LBK) d											0622							0710
Northampton (NMP) a											0633							0722
Northampton (NMP) d				0515			0604	0614			0638						0705	
Wolverton (WOL) d				0527			0616				0650						0717	
Milton Keynes Central (MKC) a				0531			0620	0628			0654	0657	0710				0721	
Milton Keynes Central (MKC) d	0340	0435		0532			0620	0628		0647	0655	0657	0712			0713	0722	
Bletchley (BLY) d	0345	0440		0537	0610		0625		0640	0652	0700				0709	0718	0727	
Leighton Buzzard (LBZ) d	0352	0447		0544	0616		0632	0637	0647	0659	0707				0715	0725	0733	
Cheddington (CED) d				0551							0704							
Tring (TRI) d	0404	0459		0556	0626		0642		0656	0710						0725	0734	
Berkhamsted (BKM) d	0409	0504		0601	0631		0647		0701	0715						0730	0738	0746
Hemel Hempstead (HML) d	0413	0508		0606	0636		0652		0705	0719						0735	0743	0751
Apsley (APS) d				0609	0639				0708							0738		
Kings Langley (KGL) d				0612	0642				0712							0741		
Watford Junction (WFJ) a	0420	0515		0616	0646		0659		0716	0726		0717s	0734s	0739s	0745	0751	0758	
Watford Junction (WFJ) d	0421	0516	0553	0617	0647	0655	0705		0717	0727					0746	0752	0759	
Bushey (BSH) a				0619	0649				0719						0748			
Harrow & Wealdstone (HRW)  a	0427	0522	0559	0625	0655	0701			0725						0754	0759		
Wembley Central (WMB)  a	0431	0526	0604			0706										0804		
Clapham Junction (CLJ)  a				0633		0734										0834		
East Croydon (ECR)  a				0659		0759										0859		
London Euston (EUS)  a	0445	0540		0640	0716		0722	0707	0741	0750	0737	0733	0751	0755	0810		0818	








Operator Train ID Days of operation/Notes 1st Class/Reservations/Bus Catering facilities	LM	VT	LM	VT	LM	LM	LM	LM	VT	LM	VT	VT	LM	SN	LM	LM	LM	VT
	1U00 D	1A03 C	1Y06	1A04 E	2T08	2N06	1W02	2N06	1B04 B	1U16 D	1A06 C	1B05 B	2T10	2O23	2N52	2Y52	1Y10	1A09 C
Birmingham New Street (BHM)  d							0633		0710			0730					0716	
Birmingham International (BHI)  d							0645		0720			0740					0728	
Coventry (COV) d							0704		0731			0751					0748	
Rugby (RUG) d	0704	0716					0714			0742	0755	0804					0800	
Long Buckby (LBK) d							0724										0810	
Northampton (NMP) a							0736										0822	
Northampton (NMP) d			0722			0730	0737								0805		0825	
Wolverton (WOL) d			0734			0742									0817		0837	
Milton Keynes Central (MKC) a		0735	0738			0746	0752		0759	0804					0821		0841	
Milton Keynes Central (MKC) d		0737	0739	0740		0747	0754		0800	0804				0813	0822		0842	0847
Bletchley (BLY) d			0743			0752								0818	0827		0847	
Leighton Buzzard (LBZ) d			0750			0759								0825	0833		0854	
Cheddington (CED) d						0803												
Tring (TRI) d					0756	0810							0826	0834				
Berkhamsted (BKM) d					0801	0815		↔				0831	0838	0846				
Hemel Hempstead (HML) d					0806	0819		0819				0836	0843	0851				
Apsley (APS) d					0809	↔						0839						
Kings Langley (KGL) d					0812							0842						
Watford Junction (WFJ) a					0816		0815	0826				0840s	0847	0852	0858			
Watford Junction (WFJ) d					0817		0816	0827				0847	0852	0859				
Bushey (BSH) a					0819							0850						
Harrow & Wealdstone (HRW)  a					0825							0855	0859					
Wembley Central (WMB)  a					0829								0904					
Clapham Junction (CLJ)  a													0932					
East Croydon (ECR)  a													0959					
London Euston (EUS)  a	0759	0809	0821	0813	0842		0836	0846	0834	0840	0844	0857	0910		0922		0926	0921








NOTES (see introductory pages for explanation of train operator codes and standard symbols)

- a Arrival time
- d Departure time
- s Stops to set down only
- B From Wolverhampton, see table 68
- C From Manchester Piccadilly, see table 65
- D From Crewe, see table 67
- E From Lancaster, see table 65

Birmingham, Coventry, Rugby, Northampton and Milton Keynes to London

Saturdays

Operator Train ID Days of operation/Notes 1st Class/Reservations/Bus Catering facilities	LM 2T12	LM 1W04	VT 1B06 B [R] [X]	LM 2K10	VT 9A46 D [R] [X]	VT 1B08	LM 2T14	SN 2O29	LM 1U18 D [R]	LM 2N60	LM 2Y54	LM 1U20 D [R]	LM 1Y14	VT 1A14 C [R] [X]	LM 1W06	VT 1M06 F [R] [X]	LM 2T16	LM 2K12
Birmingham New Street (BHM)  d		0733	0750		0810	0830					0814				0833			
Birmingham International (BHI)  d		0745	0800		0820	0840					0826				0845			
Coventry (COV) d		0804	0811		0831	0851					0848				0904			
Rugby (RUG) d		0814	0823						0843		0859	0903			0914	0923		
Long Buckby (LBK) d		0824									0909				0926			
Northampton (NMP) a		0836									0921				0937			
Northampton (NMP) d		0841								0905			0925		0938			
Wolverton (WOL) d										0917			0937					
Milton Keynes Central (MKC) a		0855			0859				0905	0921		0924	0941		0952			
Milton Keynes Central (MKC) d		0855		0856	0900			0912	0914	0922		0925	0942	0947	0953			0956
Bletchley (BLY) d				0901				0917		0927			0947					1001
Leighton Buzzard (LBZ) d				0908				0924		0934			0954					1008
Cheddington (CED) d				0913														1013
Tring (TRI) d	0856			0919			0925	0934									0956	1019
Berkhamsted (BKM) d	0901			0924			0930	0938		0946							1001	1024
Hemel Hempstead (HML) d	0906			0928			0935	0943		0951							1006	1028
Apsley (APS) d	0909						0938										1009	
Kings Langley (KGL) d	0912						0941										1012	
Watford Junction (WFJ) a	0916	0917		0935	0938s		0945	0951		0958					1014		1016	1035
Watford Junction (WFJ) d	0917	0917		0936			0946	0952		0959					1015		1017	1036
Bushey (BSH) a	0919						0948										1019	
Harrow & Wealdstone (HRW)  a	0925						0954	0959									1025	
Wembley Central (WMB)  a	0929							1004									1029	
Clapham Junction (CLJ)  a								1032										
East Croydon (ECR)  a								1059										
London Euston (EUS)  a	0942	0938	0913	0958	0936	0955	1010		0950	1022		1000	1025	1021	1035	1014	1042	1058








Operator Train ID Days of operation/Notes 1st Class/Reservations/Bus Catering facilities	VT 1B48	VT 1A15 G [R] [X]	LM 2T18	SN 2O31	LM 1U22 D [R]	VT 1B11 H [R] [X]	LM 2N62	LM 2Y56	LM 1Y16	VT 1A19 C [R] [X]	LM 1W08	LM 2T20	LM 2K14	VT 9M48 J [R] [X]	LM 2T22	SN 2O33	LM 1U24 D [R]	VT 1B14
Birmingham New Street (BHM)  d	0910					0930		0914			0933			1010				1030
Birmingham International (BHI)  d	0920					0940		0925			0945			1020				1040
Coventry (COV) d	0931					0951		0947			1004			1031				1051
Rugby (RUG) d					0953	1004		0958			1014						1053	1104
Long Buckby (LBK) d								1008			1024							
Northampton (NMP) a								1020			1036							
Northampton (NMP) d							1005		1025		1038							
Wolverton (WOL) d							1017		1037									
Milton Keynes Central (MKC) a	0957				1015		1021		1041		1053			1058			1114	
Milton Keynes Central (MKC) d	0959	1002		1012	1016		1022	1041	1047	1053		1056	1059		1112	1115		
Bletchley (BLY) d				1017			1027		1046			1101			1117			
Leighton Buzzard (LBZ) d				1024			1034		1053			1108			1124			
Cheddington (CED) d												1113						
Tring (TRI) d			1026	1034							1056	1119		1125	1134			
Berkhamsted (BKM) d			1031	1038			1046				1101	1124		1130	1138			
Hemel Hempstead (HML) d			1036	1043			1051				1106	1128		1135	1143			
Apsley (APS) d			1039								1109			1138				
Kings Langley (KGL) d			1042								1112			1141				
Watford Junction (WFJ) a			1046	1051		1041s	1058				1115	1116	1135	1145	1151		1140s	
Watford Junction (WFJ) d			1047	1052			1059				1115	1117	1136	1146	1152			
Bushey (BSH) a			1049								1119			1148				
Harrow & Wealdstone (HRW)  a			1055	1059							1125			1154	1159			
Wembley Central (WMB)  a				1104							1129				1204			
Clapham Junction (CLJ)  a				1132											1232			
East Croydon (ECR)  a				1159											1259			
London Euston (EUS)  a	1033	1036	1110		1052	1057	1122		1125	1120	1137	1142	1158	1134	1210		1150	1156








NOTES (see introductory pages for explanation of train operator codes and standard symbols)

- a Arrival time
- d Departure time
- s Stops to set down only
- B From Wolverhampton, see table 68
- C From Manchester Piccadilly, see table 65
- D From Crewe, see table 67
- F From Glasgow Central, see table 65
- G From Holyhead, see table 65
- H From Shrewsbury, see table 64
- J From Preston, see table 65

Birmingham, Coventry, Rugby, Northampton and Milton Keynes to London

Saturdays

Operator Train ID Days of operation/Notes 1st Class/Reservations/Bus Catering facilities	LM	LM	LM	VT	VT	LM	LM	LM	VT	LM	SN	LM	LM	LM	LM	VT	VT	LM
	2N64	2Y58	1Y18	1A24 C	1B15	1W10	2T24	2K16	9M50 A	2T26	2O37	1U26 D	2N66	2Y60	1Y20	1A29 C	1B18	1W12
	□	□	□	□	□	□	□	□	□	□	□	□	□	□	□	□	□	□
Birmingham New Street (BHM)  d		1014			1050	1033			1110					1114			1150	1133
Birmingham International (BHI)  d		1026			1100	1045			1120					1126			1200	1145
Coventry (COV) d		1048			1111	1104			1131					1148			1211	1204
Rugby (RUG) d		1059			1123	1114						1154		1159			1223	1214
Long Buckby (LBK) d		1109				1124								1209				1224
Northampton (NMP) a		1121				1136								1222				1236
Northampton (NMP) d	1105		1125			1138							1205		1225			1238
Wolverton (WOL) d	1117		1137										1217		1237			
Milton Keynes Central (MKC) a	1121		1141			1152			1157			1215	1221		1241			1252
Milton Keynes Central (MKC) d	1122		1141	1147		1152		1156	1158		1212	1215	1222		1242	1247		1253
Bletchley (BLY) d	1127		1146					1201			1217		1227		1247			
Leighton Buzzard (LBZ) d	1134		1153					1208			1224		1234		1254			
Cheddington (CED) d								1213										
Tring (TRI) d							1156	1219		1225	1234							
Berkhamsted (BKM) d	1146						1201	1224		1230	1238		1246					
Hemel Hempstead (HML) d	1151						1206	1228		1235	1243		1251					
Apsley (APS) d							1209			1238								
Kings Langley (KGL) d							1212			1241								
Watford Junction (WFJ) a	1158				1200s	1214	1216	1235		1245	1251		1258				1300s	1314
Watford Junction (WFJ) d	1159					1214	1217	1236		1246	1252		1259					1315
Bushey (BSH) a							1219			1248								
Harrow & Wealdstone (HRW)  a							1225			1254	1259							
Wembley Central (WMB)  a							1229				1304							
Clapham Junction (CLJ)  a											1332							
East Croydon (ECR)  a											1359							
London Euston (EUS)  a	1222		1224	1220	1215	1235	1242	1258	1233	1310		1251	1322		1325	1321	1315	1335








Operator Train ID Days of operation/Notes 1st Class/Reservations/Bus Catering facilities	LM	LM	VT	LM	SN	LM	VT	LM	LM	VT	VT	LM	LM	LM	VT	LM	SN	
	2T28	2K18	9M51 K	2T30	2O41	1U28 D	1A91 E	2N08	2Y62	1Y22	1A34 C	1B21	1W14	2T32	2K20	9M52 A	2T34	2O45
	□	□	□	□	□	□	□	□	□	□	□	□	□	□	□	□	□	□
Birmingham New Street (BHM)  d			1210						1214			1250	1233			1310		
Birmingham International (BHI)  d			1220						1226			1300	1245			1320		
Coventry (COV) d			1231						1248			1311	1304			1331		
Rugby (RUG) d						1253	1257		1259			1323	1314					
Long Buckby (LBK) d									1309				1324					
Northampton (NMP) a									1321				1336					
Northampton (NMP) d								1305		1325			1338					
Wolverton (WOL) d								1317		1337								
Milton Keynes Central (MKC) a			1257			1314		1321		1341			1352			1357		
Milton Keynes Central (MKC) d		1255	1258		1312	1315		1322		1343	1347		1353		1356	1359		1412
Bletchley (BLY) d		1300			1317			1327		1348					1401			1417
Leighton Buzzard (LBZ) d		1307			1324			1334		1355					1408			1424
Cheddington (CED) d		1312													1413			
Tring (TRI) d	1256	1318		1326	1334								1356	1419		1425	1434	
Berkhamsted (BKM) d	1301	1323		1331	1338			1346					1401	1424		1430	1438	
Hemel Hempstead (HML) d	1306	1327		1336	1343			1351					1406	1428		1435	1443	
Apsley (APS) d	1309			1339									1409			1438		
Kings Langley (KGL) d	1312			1342									1412			1441		
Watford Junction (WFJ) a	1316	1334		1346	1351			1358				1400s	1414	1416	1435		1445	1451
Watford Junction (WFJ) d	1317	1335		1347	1352			1359					1415	1417	1436		1446	1452
Bushey (BSH) a	1319			1349										1419			1448	
Harrow & Wealdstone (HRW)  a	1325			1355	1359									1425		1454	1459	
Wembley Central (WMB)  a	1329				1404									1429			1504	
Clapham Junction (CLJ)  a					1432												1532	
East Croydon (ECR)  a					1459												1559	
London Euston (EUS)  a	1342	1358	1333	1410		1350	1353	1422		1425	1420	1416	1435	1442	1458	1433	1510	








NOTES (see introductory pages for explanation of train operator codes and standard symbols)

- a Arrival time
- d Departure time
- s Stops to set down only
- A From Edinburgh, see table 65
- C From Manchester Piccadilly, see table 65
- D From Crewe, see table 67
- E From Lancaster, see table 65
- K From Blackpool North, see table 65

Birmingham, Coventry, Rugby, Northampton and Milton Keynes to London

Saturdays

Operator Train ID Days of operation/Notes 1st Class/Reservations/Bus Catering facilities	LM	LM	LM	LM	VT	VT	LM	VT	LM	LM	VT	LM	SN	LM	LM	LM	VT	LM
	1U30	2N10	2Y64	1Y24	1A39	1B24	1W16	1M11	2T36	2K22	9M53	2T38	2O49	1U32	2N12	2Y66	1A92	1Y26
	D				C			F			J			D			E	
	□	□	□	□	□	□	□	□	□	□	□	□	□	□	□	□	□	□
Birmingham New Street (BHM)  d			1314			1350	1333				1410					1414		
Birmingham International (BHI)  d			1326			1400	1345				1420					1426		
Coventry (COV) d			1348			1411	1404				1431					1448		
Rugby (RUG) d	1353		1359			1423	1414	1426						1453		1459	1504	
Long Buckby (LBK) d			1409				1424									1509		
Northampton (NMP) a			1421				1436									1521		
Northampton (NMP) d		1405		1422			1439								1501			1524
Wolverton (WOL) d		1417		1434											1513			1536
Milton Keynes Central (MKC) a	1414	1421		1438			1453				1458			1514	1517			1540
Milton Keynes Central (MKC) d	1415	1422		1439	1450		1454			1456	1459		1512	1515	1522			1541
Bletchley (BLY) d		1427		1444						1501			1517		1527			1547
Leighton Buzzard (LBZ) d		1434		1451						1508			1524		1534			1554
Cheddington (CED) d										1513								
Tring (TRI) d									1456	1519		1525	1534					
Berkhamsted (BKM) d		1446							1501	1524		1530	1538		1546			
Hemel Hempstead (HML) d		1451							1506	1528		1535	1543		1551			
Apsley (APS) d									1509			1538						
Kings Langley (KGL) d									1512			1541						
Watford Junction (WFJ) a		1458			1500s	1515		1516	1535		1545	1551		1558				
Watford Junction (WFJ) d		1459				1516		1517	1536		1546	1552		1559				
Bushey (BSH) a								1519			1548							
Harrow & Wealdstone (HRW)  a								1525			1554	1559						
Wembley Central (WMB)  a								1529				1604						
Clapham Junction (CLJ)  a												1632						
East Croydon (ECR)  a												1659						
London Euston (EUS)  a	1450	1522		1523	1526	1516	1536	1519	1542	1600	1534	1610		1550	1623		1558	1625

Operator Train ID Days of operation/Notes 1st Class/Reservations/Bus Catering facilities	VT	VT	LM	LM	LM	VT	VT	LM	SN	LM	LM	LM	LM	VT	VT	LM	LM	LM
	1A44	1B27	1W18	2T40	2K24	9M54	1A45	2T42	2O55	1U34	2N14	2Y68	1Y28	1A49	1B30	1W20	2T44	2K26
	C					A	L			D				C				
	□	□	□	□	□	□	□	□	□	□	□	□	□	□	□	□	□	□
Birmingham New Street (BHM)  d		1450	1433			1510						1514			1550	1533		
Birmingham International (BHI)  d		1500	1445			1520						1526			1600	1545		
Coventry (COV) d		1511	1504			1531						1548			1611	1604		
Rugby (RUG) d		1523	1514							1553		1559			1623	1614		
Long Buckby (LBK) d			1524									1609				1624		
Northampton (NMP) a			1536									1621				1636		
Northampton (NMP) d			1538									1605		1625		1639		
Wolverton (WOL) d												1617		1637				
Milton Keynes Central (MKC) a			1552			1558				1614	1621			1641		1653		
Milton Keynes Central (MKC) d	1547		1553			1557	1559	1603		1612	1615	1622		1642	1647			1656
Bletchley (BLY) d						1602				1617		1627		1647				1701
Leighton Buzzard (LBZ) d						1609				1624		1634		1654				1708
Cheddington (CED) d						1614												1713
Tring (TRI) d				1556	1620			1625	1634								1656	1719
Berkhamsted (BKM) d				1601	1625			1630	1638		1646						1701	1724
Hemel Hempstead (HML) d				1606	1629			1635	1643		1651						1706	1728
Apsley (APS) d				1609				1638									1709	
Kings Langley (KGL) d				1612				1641									1712	
Watford Junction (WFJ) a		1600s	1614	1616	1636			1645	1651		1658			1700s	1715	1716	1735	
Watford Junction (WFJ) d			1615	1617	1637			1646	1652		1659				1715	1717	1736	
Bushey (BSH) a				1619				1648									1719	
Harrow & Wealdstone (HRW)  a				1625				1654	1659								1725	
Wembley Central (WMB)  a				1629					1704								1729	
Clapham Junction (CLJ)  a									1732									
East Croydon (ECR)  a									1759									
London Euston (EUS)  a	1621	1615	1635	1642	1700	1633	1637	1710		1650	1722		1725	1721	1716	1736	1742	1758

NOTES (see introductory pages for explanation of train operator codes and standard symbols)

- a Arrival time
- d Departure time
- s Stops to set down only
- A From Edinburgh, see table 65
- C From Manchester Piccadilly, see table 65
- D From Crewe, see table 67
- E From Lancaster, see table 65
- F From Glasgow Central, see table 65
- J From Preston, see table 65
- L From Chester, see table 65



Birmingham, Coventry, Rugby, Northampton and Milton Keynes to London

Saturdays

Operator Train ID Days of operation/Notes 1st Class/Reservations/Bus Catering facilities	VT 9M55 J [R] [R] [X]	LM 2T46	SN 2O61	LM 1U36 D [R] [R]	LM 2N16	LM 2Y70	LM 1Y30	VT 1A54 C [R] [R] [X]	VT 1B33	LM 1W22	LM 2T48	LM 2K28	VT 9M56 A [R] [R] [X]	LM 2T50	SN 2O65	LM 1U38 D [R] [R]	LM 2N18	LM 2Y72
Birmingham New Street (BHM)	d	1610				1614			1650	1633			1710					1714
Birmingham International (BHI)	d	1620				1626			1700	1645			1720					1726
Coventry (COV)	d	1631				1648			1711	1704			1731					1748
Rugby (RUG)	d			1653		1659			1723	1714						1753		1759
Long Buckby (LBK)	d					1709				1724								1809
Northampton (NMP)	a					1721				1736								1821
Northampton (NMP)	d					1705		1725		1738								1804
Wolverton (WOL)	d					1717		1737										1816
Milton Keynes Central (MKC)	a	1657		1714	1721	1741				1752			1758			1814		1820
Milton Keynes Central (MKC)	d	1659		1712	1715	1722		1742	1747	1753		1756	1800		1812	1815		1822
Bletchley (BLY)	d			1717		1727		1747				1801			1817			1827
Leighton Buzzard (LBZ)	d			1724		1734		1754				1808			1824			1834
Cheddington (CED)	d											1813						
Tring (TRI)	d		1725	1734							1756	1819		1825	1834			
Berkhamsted (BKM)	d		1730	1738		1746					1801	1824		1830	1838			1846
Hemel Hempstead (HML)	d		1735	1743		1751					1805	1828		1835	1843			1851
Apsley (APS)	d		1738								1808			1838				
Kings Langley (KGL)	d		1741								1812			1841				
Watford Junction (WFJ)	a		1745	1751		1758			1800s	1814	1816	1835		1845	1851			1858
Watford Junction (WFJ)	d		1746	1752		1759				1815	1817	1836		1846	1851			1859
Bushey (BSH)	a		1748								1819			1848				
Harrow & Wealdstone (HRW)	a		1754	1759							1825			1854	1859			
Wembley Central (WMB)	a			1804							1829				1903			
Clapham Junction (CLJ)	a			1832											1932			
East Croydon (ECR)	a			1859											1959			
London Euston (EUS)	a	1734	1810		1750	1822		1824	1820	1816	1835	1842	1858	1833	1910		1850	1922








Operator Train ID Days of operation/Notes 1st Class/Reservations/Bus Catering facilities	VT 1A93 K [R] [R] [X]	LM 1Y32	LM 1W24	VT 1B36 [R] [R] [X]	VT 1A59 C [R] [R] [X]	LM 2T52	SN 2O71	LM 2K30	VT 9M57 J [R] [R] [X]	LM 2T54	SN 2O69	LM 1U40 D [R] [R]	LM 2N20	VT 1B39 [R] [R] [X]	LM 2T56	LM 2Y42	VT 1A64 C [R] [R] [X]	VT 9M47 A [R] [R] [X]	
Birmingham New Street (BHM)	d		1733	1750					1810					1850		1814		1910	
Birmingham International (BHI)	d		1745	1800					1820					1900		1826		1920	
Coventry (COV)	d		1804	1811					1831					1911		1848		1931	
Rugby (RUG)	d	1804		1814	1823							1853		1923		1859		1943	
Long Buckby (LBK)	d			1824												1909			
Northampton (NMP)	a			1837												1921			
Northampton (NMP)	d		1828										1904			1927			
Wolverton (WOL)	d		1840										1916			1939			
Milton Keynes Central (MKC)	a		1844						1857			1914	1920			1943		2006	
Milton Keynes Central (MKC)	d		1844		1848			1856	1859		1913	1915	1921			1944	1949	2008	
Bletchley (BLY)	d		1849					1901			1918		1926			1949			
Leighton Buzzard (LBZ)	d		1856					1908			1925		1933			1956			
Cheddington (CED)	d							1914								2001			
Tring (TRI)	d					1856		1919		1925	1934		1942		1957	2007			
Berkhamsted (BKM)	d					1901		1924		1930	1938		1947		2002	2012			
Hemel Hempstead (HML)	d					1906		1929		1935	1943		1951		2008	2016			
Apsley (APS)	d					1909				1938					2011				
Kings Langley (KGL)	d					1912				1941					2015				
Watford Junction (WFJ)	a			1900s		1916		1936		1945	1950		1958	2002s	2019	2023		2034s	
Watford Junction (WFJ)	d					1917	1931	1937		1946	1951		1959		2020	2023			
Bushey (BSH)	a					1919				1948									
Harrow & Wealdstone (HRW)	a					1925	1937			1954	1958				2026	2030			
Wembley Central (WMB)	a						1942	1946			2004				2030				
Clapham Junction (CLJ)	a						2013				2033								
East Croydon (ECR)	a										2059								
London Euston (EUS)	a	1854	1926		1917	1921	1940		2003	1934	2010		1950	2022	2023	2042	2046	2031	2055









NOTES (see introductory pages for explanation of train operator codes and standard symbols)

- a Arrival time
- d Departure time
- s Stops to set down only
- A From Edinburgh, see table 65
- C From Manchester Piccadilly, see table 65
- D From Crewe, see table 67
- J From Preston, see table 65
- K From Blackpool North, see table 65

## Birmingham, Coventry, Rugby, Northampton and Milton Keynes to London

## Saturdays

Operator Train ID Days of operation/Notes 1st Class/Reservations/Bus Catering facilities	SN	LM	LM	LM	VT	LM	VT	SN	VT	LM	LM	LM	VT	LM	VT	VT	SN	LM
	2073	2Y22	2N42 D	2Y46	1M17 F	2N88	9M59 E	2075	1A68 C	2Y24	2N44 D	2Y48	1M18 F	2N90	9M60 A	1A71 C	2079	1U90 D
	□	□	□	□	□	□	□	□	□	□	□	□	□	□	□	□	□	□
Birmingham New Street (BHM)  d		1853		1914			2010			1953		2014			2110			
Birmingham International (BHI)  d		1903		1926			2020			2003		2025			2120			
Coventry (COV) d		1922		1948			2031			2022		2048			2131			
Rugby (RUG) d		1932	1951	1959			2043			2032	2047	2058			2144			2153
Long Buckby (LBK) d		1942		2009						2042		2108						
Northampton (NMP) a		1954	2011	2020						2054	2107	2119						
Northampton (NMP) d		2000		2023		2036				2100		2122		2144				
Wolverton (WOL) d		2012								2112				2156				
Milton Keynes Central (MKC) a		2016		2037		2050	2105			2116		2137		2200	2205			2216
Milton Keynes Central (MKC) d		2017		2038	2045	2051	2106		2112	2116		2140	2156	2201	2207	2212		2216
Bletchley (BLY) d		2022				2056				2121				2205				
Leighton Buzzard (LBZ) d		2029		2047						2128		2149						
Cheddington (CED) d				2053								2154						
Tring (TRI) d						2113						2201						
Berkhamsted (BKM) d						2118				2142		2206						
Hemel Hempstead (HML) d				2104		2122				2147		2210						
Apsley (APS) d				2107								2213						
Kings Langley (KGL) d				2110								2216						
Watford Junction (WFJ) a		2048		2115	2119s	2129	2136s			2154		2221		2231	2235s	2239s		
Watford Junction (WFJ) d	2043	2048		2115		2130		2146		2154		2221		2232			2253	
Bushey (BSH) a																		
Harrow & Wealdstone (HRW)  a	2049					2136		2152									2259	
Wembley Central (WMB)  a	2054							2157									2304	
Clapham Junction (CLJ)  a	2130							2233									2334	
East Croydon (ECR)  a	2159							2259										
London Euston (EUS)  a		2115		2134	2140	2159	2157		2202	2213		2242	2247	2258	2256	2301		2304








Operator Train ID Days of operation/Notes 1st Class/Reservations/Bus Catering facilities	LM	VT	LM	SN	LM	LM	LM	LM	LM
	2Y26	1B44 B	2Y31	2O81	2N92	2Y74	2Y30	LM	2Y76
	□	□	□	□	□	□	□		□
Birmingham New Street (BHM)  d	2053	2130	2114			2155	2210		2245
Birmingham International (BHI)  d	2103	2140	2125			2207	2229		2257
Coventry (COV) d	2122	2151	2147			2225	2249		2316
Rugby (RUG) d	2132	2203	2159			2236	2300		2327
Long Buckby (LBK) d	2142		2209			2246	2310		2337
Northampton (NMP) a	2154		2220			2303	2321		2355
Northampton (NMP) d	2205		2222		2240		2330		
Wolverton (WOL) d	2217		2234		2252		2342		
Milton Keynes Central (MKC) a	2221	2224	2238		2256		2346		
Milton Keynes Central (MKC) d	2221	2226	2239		2256		2346		
Bletchley (BLY) d	2226		2244		2301		2351		
Leighton Buzzard (LBZ) d	2233				2308		2358		
Cheddington (CED) d	2238				2313				
Tring (TRI) d	2244		2301		2320				
Berkhamsted (BKM) d	2249		2306		2327				
Hemel Hempstead (HML) d	2254		2310		2332				
Apsley (APS) d	2257		2313		2335				
Kings Langley (KGL) d	2300		2317		2338				
Watford Junction (WFJ) a	2306	2311s	2321		2342		0019		
Watford Junction (WFJ) d	2307		2322	2326	2343		0020	0040	
Bushey (BSH) a									
Harrow & Wealdstone (HRW)  a	2313		2328	2332	2349			0100	
Wembley Central (WMB)  a				2337				0115	
Clapham Junction (CLJ)  a				0004					
East Croydon (ECR)  a									
London Euston (EUS)  a	2331	2334	2347		0007		0040	0145	








NOTES (see introductory pages for explanation of train operator codes and standard symbols)

- a Arrival time
- d Departure time
- s Stops to set down only
- A From Edinburgh, see table 65
- B From Wolverhampton, see table 68
- C From Manchester Piccadilly, see table 65
- D From Crewe, see table 67
- E From Lancaster, see table 65
- F From Glasgow Central, see table 65

Birmingham, Coventry, Rugby, Northampton and Milton Keynes to London

Sundays

Operator Train ID Days of operation/Notes 1st Class/Reservations/Bus Catering facilities	LM 2K90	LM	LM 2K92	LM 2K94	LM 2N96	LM 1N48	SN 2027	LM 2N98	LM 1N50	LM 2N00	VT 1B01 A	SN 2031	LM 2N02	LM 2Y01	VT 1A01 B	LM 1N52	LM 2N04	VT 1B04 A
	1	1	1	1	1	1	1	1	1	1	1	1	1	1	1	1	1	1
Birmingham New Street (BHM)  d											0830			0833				0930
Birmingham International (BHI)  d											0840			0845				0939
Coventry (COV) d											0851			0902				0951
Rugby (RUG) d											0904			0915				1004
Long Buckby (LBK) d														0925				
Northampton (NMP) a														0938				
Northampton (NMP) d		0615			0752	0815		0821	0845	0850			0925			0959	1008	
Wolverton (WOL) d		0647			0804	0827		0833	0857	0902			0938			1011	1020	
Milton Keynes Central (MKC) a		0700			0808	0831		0837	0901	0906	0936		0941			1015	1025	1037
Milton Keynes Central (MKC) d	0642		0710	0738	0808	0831		0837	0901	0906	0938		0942		1020	1024	1028	1039
Bletchley (BLY) d	0647		0715	0743	0813	0836		0842	0906	0911			0947					1033
Leighton Buzzard (LBZ) d	0653		0722	0750	0820	0843		0849	0913	0918			0954			1033	1040	
Cheddington (CED) d			0726		0825					0923								1045
Tring (TRI) d			0736		0834					0932						1043		
Berkhamsted (BKM) d	0709		0741	0805	0839		0904		0936				1009				1054	
Hemel Hempstead (HML) d	0714		0745	0810	0844		0909		0940				1014				1059	
Apsley (APS) d	0717			0813			0913						1017					
Kings Langley (KGL) d	0720			0816			0916						1020					
Watford Junction (WFJ) a	0724		0752	0820	0851	0906	0921	0936	0948	1007s			1024			1055	1106	1111s
Watford Junction (WFJ) d	0725		0753	0821	0851	0908	0917	0922	0938	0949		1017	1025			1055	1106	
Bushey (BSH) a				0823			0924						1027					
Harrow & Wealdstone (HRW)  a	0731		0759	0829	0857		0923	0929		0955		1023					1112	
Wembley Central (WMB)  a																		
Clapham Junction (CLJ)  a							0957					1057						
East Croydon (ECR)  a																		
London Euston (EUS)  a	0745		0813	0843	0912	0927		0944	0958	1010	1026		1044		1104	1115	1128	1131








Operator Train ID Days of operation/Notes 1st Class/Reservations/Bus Catering facilities	SN 2035	LM 2Y06	LM 2N06	LM 2Y52 A	VT 1A06 C	VT 1A07 D	LM 1Y50	LM 2N08	VT 1B08 A	LM 2Y08 A	SN 2039	VT 1A09 B	LM 2K12	LM 1U90 E	LM 2K12	VT 1A10 C	VT 1A12 D	LM 1Y52
	1	1	1	1	1	1	1	1	1	1	1	1	1	1	1	1	1	1
Birmingham New Street (BHM)  d		0914		0937			0954		1030	1013								1050
Birmingham International (BHI)  d		0926		0956			1006		1040	1030								1102
Coventry (COV) d		0944		1012			1019		1053	1048								1121
Rugby (RUG) d		0955		1022	1032		1036		1105	1059				1120		1131		1137
Long Buckby (LBK) d		1005		1032			1047			1109				1130				1147
Northampton (NMP) a		1017		1045			1057			1119				1142				1200
Northampton (NMP) d		1030	1038				1106	1112		1127				1144				
Wolverton (WOL) d		1044					1118											
Milton Keynes Central (MKC) a		1048	1053		1106		1122	1126	1137	1142				1158		1206		
Milton Keynes Central (MKC) d		1048	1053		1108	1118	1122	1126	1138	1142		1148	1152	1200		1207	1222	
Bletchley (BLY) d		1053	1058					1131		1147			1157	1206				
Leighton Buzzard (LBZ) d		1100	1105					1138		1154			1203	1213				
Cheddington (CED) d								1143					1209					
Tring (TRI) d								1150					1216					
Berkhamsted (BKM) d		1116	1120					1155		1208			1221			↶		
Hemel Hempstead (HML) d		1120	1124					1200		1212			1225			↷		
Apsley (APS) d			1128										1225					1228
Kings Langley (KGL) d			1131															1231
Watford Junction (WFJ) a		1127	1135		1142s		1153	1208	1208s	1219			1232	1236				
Watford Junction (WFJ) d	1122	1128	1135				1154	1209		1220	1223		1232	1236				
Bushey (BSH) a			1139															1239
Harrow & Wealdstone (HRW)  a		1128	1143				1200	1215		1226	1230							1244
Wembley Central (WMB)  a																		
Clapham Junction (CLJ)  a	1200										1300							
East Croydon (ECR)  a																		
London Euston (EUS)  a		1147	1159		1203	1209	1218	1229	1225	1240		1229		1250	1259	1243	1256	








NOTES (see introductory pages for explanation of train operator codes and standard symbols)

- a Arrival time
- d Departure time
- s Stops to set down only
- A From Wolverhampton, see table 68
- B From Liverpool Lime Street, see table 65
- C From Preston, see table 65
- D From Manchester Piccadilly, see table 65
- E From Crewe, see table 67

Birmingham, Coventry, Rugby, Northampton and Milton Keynes to London

Sundays

Operator Train ID Days of operation/Notes 1st Class/Reservations/Bus Catering facilities	LM	VT	LM	SN	LM	VT	VT	LM	VT	LM	LM	LM	LM	SN	VT	LM	VT	VT
	2B14	1B13 A	2Y16	20A3	1Y54	1A17 D	1B18 A	1U92 E	1B21	2K20	1Y56	1Y58	2Y22	20A7	1A25 D	1U30 E	1B26 A	1B29
	□	□ □ ☒	□	□	□	□ □ ☒	□ □ ☒	□	□ □ ☒	□	□	□	□	□	□ □ ☒	□	□ □ ☒	□ □ ☒
Birmingham New Street (BHM)  d		1130			1113		1210		1230		1153	1213					1310	1330
Birmingham International (BHI)  d		1140			1131		1220		1240		1203	1232					1320	1340
Coventry (COV) d		1151			1146		1231		1251		1225	1245					1331	1351
Rugby (RUG) d		1205			1157			1236	1303		1239	1256				1333		1403
Long Buckby (LBK) d					1207						1249	1306						
Northampton (NMP) a					1226						1300	1323						
Northampton (NMP) d			1225								1315		1325					
Wolverton (WOL) d			1237								1327		1337					
Milton Keynes Central (MKC) a		1225	1241				1259	1258			1331		1341			1354	1358	
Milton Keynes Central (MKC) d		1227	1241			1252	1301	1301		1309	1332		1341		1346	1355	1400	
Bletchley (BLY) d	1216		1246							1314	1337		1346					
Leighton Buzzard (LBZ) d	1223		1253							1321	1344		1353					
Cheddington (CED) d	1228									1327								
Tring (TRI) d	1235									1334								
Berkhamsted (BKM) d	1240		1307							1339			1407					
Hemel Hempstead (HML) d	1244		1311							1343			1411					
Apsley (APS) d	1247									1346								
Kings Langley (KGL) d	1250									1349								
Watford Junction (WFJ) a	1255		1318						1340s	1354	1405		1418					1440s
Watford Junction (WFJ) d	1255		1319	1323						1354	1405		1419	1423				
Bushey (BSH) a	1258									1357								
Harrow & Wealdstone (HRW)  a	1303		1325	1329						1402			1425	1429				
Wembley Central (WMB)  a																		
Clapham Junction (CLJ)  a				1400										1500				
East Croydon (ECR)  a																		
London Euston (EUS)  a	1323	1302	1340			1328	1336	1349	1359	1422	1423		1440		1426	1433	1436	1459








Operator Train ID Days of operation/Notes 1st Class/Reservations/Bus Catering facilities	LM	LM	LM	VT	LM	SN	VT	LM	VT	VT	LM	LM	LM	LM	SN	VT	LM	VT
	2K26	1Y60	1Y62	1B32	2Y10	2051	1A33 D	1U32 E	9A53 F	1B37	2K32	1Y64	1Y66	2Y12	2055	1A41 D	1U34 E	9M54 G
	□	□	□	□ □ ☒	□	□	□ □ ☒	□	□ □ ☒	□ □ ☒	□	□	□	□	□	□ □ ☒	□	□ □ ☒
Birmingham New Street (BHM)  d		1253	1313	1350					1410	1430		1353	1413					1510
Birmingham International (BHI)  d		1303	1332	1358					1420	1440		1403	1432					1520
Coventry (COV) d		1325	1345	1411					1431	1451		1425	1445					1531
Rugby (RUG) d		1337	1356	1422				1433		1503		1437	1456					1533
Long Buckby (LBK) d		1347	1406									1447	1506					
Northampton (NMP) a		1358	1423									1458	1523					
Northampton (NMP) d		1415			1425							1515		1525				
Wolverton (WOL) d		1427			1437							1527		1537				
Milton Keynes Central (MKC) a		1431			1441			1454	1458			1531		1541			1554	1558
Milton Keynes Central (MKC) d	1409	1432			1441		1450	1455	1459		1509	1532		1541		1549	1555	1559
Bletchley (BLY) d	1414	1437			1446						1515	1537		1546				
Leighton Buzzard (LBZ) d	1421	1444			1453						1522	1544		1553				
Cheddington (CED) d	1427										1527							
Tring (TRI) d	1434										1534							
Berkhamsted (BKM) d	1439				1507						1539			1607				
Hemel Hempstead (HML) d	1443				1511						1543			1611				
Apsley (APS) d	1446										1546							
Kings Langley (KGL) d	1449										1549							
Watford Junction (WFJ) a	1454	1505			1518					1540s	1554	1605		1618				
Watford Junction (WFJ) d	1454	1505			1519	1523					1554	1605		1619	1623			
Bushey (BSH) a	1457										1557							
Harrow & Wealdstone (HRW)  a	1502				1525	1529					1602			1625	1629			
Wembley Central (WMB)  a																		
Clapham Junction (CLJ)  a						1601									1700			
East Croydon (ECR)  a																		
London Euston (EUS)  a	1521	1523		1515	1540		1525	1533	1536	1559	1622	1623		1640		1626	1633	1636








NOTES (see introductory pages for explanation of train operator codes and standard symbols)

- a Arrival time
- d Departure time
- s Stops to set down only
- A From Wolverhampton, see table 68
- D From Manchester Piccadilly, see table 65
- E From Crewe, see table 67
- F From Lancaster, see table 65
- G From Edinburgh, see table 65

Birmingham, Coventry, Rugby, Northampton and Milton Keynes to London

Sundays

Operator Train ID Days of operation/Notes 1st Class/Reservations/Bus Catering facilities	VT	LM	LM	LM	LM	SN	VT	LM	VT	VT	VT	LM	LM	LM	LM	SN	VT	LM
	1B45	2K38	1Y68	1Y70	2Y14	2O59	1A49 D	1U36 E	9M55 C	1A51 H	1B53 J	2K44	1Y72	1Y74	2Y16	2O63	1A57 D	1U38 E
	1	1	1	1	1	1	1	1	1	1	1	1	1	1	1	1	1	1
Birmingham New Street (BHM)  d	1530		1453	1513				1610		1630			1553	1613				
Birmingham International (BHI)  d	1540		1503	1532				1620		1640			1603	1632				
Coventry (COV) d	1551		1525	1545				1631		1651			1625	1645				
Rugby (RUG) d	1603		1537	1556			1632			1703			1637	1656				1732
Long Buckby (LBK) a			1547	1606									1647	1706				
Northampton (NMP) d			1558	1623									1658	1723				
Northampton (NMP) d			1615		1625								1715		1725			
Wolverton (WOL) d			1627		1637								1727		1737			
Milton Keynes Central (MKC) a			1631		1641			1653	1658				1731		1741			1753
Milton Keynes Central (MKC) d		1609	1632		1641		1649	1654	1700	1704		1709	1732		1741		1749	1754
Bletchley (BLY) d		1614	1637		1646							1714	1737		1746			
Leighton Buzzard (LBZ) d		1621	1644		1653							1721	1744		1753			
Cheddington (CED) d		1627										1727						
Tring (TRI) d		1634										1733						
Berkhamsted (BKM) d		1639			1707							1738			1807			
Hemel Hempstead (HML) d		1643			1711							1743			1811			
Apsley (APS) d		1646										1746						
Kings Langley (KGL) d		1649										1749						
Watford Junction (WFJ) a	1640s	1654	1705		1718							1740s	1754	1805		1818		
Watford Junction (WFJ) d		1654	1705		1719	1723						1754	1805		1819	1823		
Bushey (BSH) a		1657										1757						
Harrow & Wealdstone (HRW)  a		1702			1725	1729						1802			1825	1829		
Wembley Central (WMB)  a																		
Clapham Junction (CLJ)  a						1801										1901		
East Croydon (ECR)  a																		
London Euston (EUS)  a	1659	1722	1723		1740		1727	1732	1735	1740	1759	1822	1823		1840		1827	1832

Operator Train ID Days of operation/Notes 1st Class/Reservations/Bus Catering facilities	VT	VT	LM	LM	LM	LM	SN	VT	LM	VT	VT	LM	LM	LM	LM	SN	LM	VT
	9M56 G	1B61	2K50	1Y76	1Y78	2Y18	2O67	1A65 D	1U40 E	9M57 C	1B69	2K56	1Y80	2K56	2Y20	2O71	1Y82	1A73 D
	1	1	1	1	1	1	1	1	1	1	1	1	1	1	1	1	1	1
Birmingham New Street (BHM)  d	1710	1730		1653	1713					1810	1830		1753					1813
Birmingham International (BHI)  d	1720	1740		1703	1732					1820	1840		1803					1832
Coventry (COV) d	1732	1751		1725	1745					1832	1851		1825					1845
Rugby (RUG) d		1803		1737	1756				1832	1843			1835					1858
Long Buckby (LBK) a				1747	1806								1845					1908
Northampton (NMP) d				1758	1823								1856					1926
Northampton (NMP) d				1815		1825							1856		1925			
Wolverton (WOL) d				1827		1837							1908		1937			
Milton Keynes Central (MKC) a	1758			1831		1841			1853	1902			1912		1941			
Milton Keynes Central (MKC) d	1800		1809	1832		1841		1848	1854	1904		1908	1913		1941			1949
Bletchley (BLY) d			1814	1837		1846						1913	1918		1946			
Leighton Buzzard (LBZ) d			1821	1844		1853						1920	1925		1953			
Cheddington (CED) d			1827									1925						
Tring (TRI) d			1833									1932						
Berkhamsted (BKM) d			1838			1907						1937			2007			
Hemel Hempstead (HML) d			1843			1911						1941			2011			
Apsley (APS) d			1846									1941			1944			
Kings Langley (KGL) d			1850									1947						
Watford Junction (WFJ) a		1840s	1854	1905		1918					1938s		1942	1952	2018			
Watford Junction (WFJ) d			1855	1905		1919	1923						1943	1952	2019	2023		
Bushey (BSH) a			1857											1955				
Harrow & Wealdstone (HRW)  a			1903			1925	1929							2000	2025	2029		
Wembley Central (WMB)  a																		
Clapham Junction (CLJ)  a							2000									2100		
East Croydon (ECR)  a																		
London Euston (EUS)  a	1835	1859	1922	1923		1940		1926	1932	1939	1957		2000	2020	2040			2026

NOTES (see introductory pages for explanation of train operator codes and standard symbols)

- a Arrival time
- d Departure time
- s Stops to set down only
- C From Preston, see table 65
- D From Manchester Piccadilly, see table 65
- E From Crewe, see table 67
- G From Edinburgh, see table 65
- H From Holyhead, see table 65
- J From Shrewsbury, see table 64



Birmingham, Coventry, Rugby, Northampton and Milton Keynes to London

Sundays

Operator Train ID Days of operation/Notes 1st Class/Reservations/Bus Catering facilities	LM 1U42 E □	VT 9M47 G □ □	VT 1B77 □ □	LM 2Y22 □	SN 2O73 □	LM 1Y98 □	LM 2Y24 □	LM 1N84 □	VT 1A80 D □ □	VT 9M59 C □ □	LM 1U94 E □	LM 1W60 □	LM 2K66 □	VT 1B83 □ □	SN 2O77 □	VT 1A84 B □ □	LM 2N66 □	VT 1M18 K □ □
Birmingham New Street (BHM)	d	1910	1930	1853		1913		1953		2010		2013		2030				
Birmingham International (BHI)	d	1920	1940	1903		1932		2003		2020		2032		2040				
Coventry (COV)	d	1931	1951	1921		1945		2021		2031		2045		2052				
Rugby (RUG)	d	1932		2003	1934	1956		2032			2044	2055		2105				
Long Buckby (LBK)	d				1944	2006		2042										
Northampton (NMP)	a				1954	2023		2054				2121						
Northampton (NMP)	d				1955		2025											2129
Wolverton (WOL)	d				2007		2036											2141
Milton Keynes Central (MKC)	a	1953	1958	2011		2040				2059	2106			2126				2145
Milton Keynes Central (MKC)	d	1954	2000		2012		2041		2049	2101	2107		2117	2128		2138		2145
Bletchley (BLY)	d				2017		2046											2150
Leighton Buzzard (LBZ)	d				2024		2053				2116		2126					2157
Cheddington (CED)	d				2029								2134					
Tring (TRI)	d				2036								2139					
Berkhamsted (BKM)	d				2041		2108						2144					2212
Hemel Hempstead (HML)	d				2045		2113						2149					2216
Apsley (APS)	d						2116											2219
Kings Langley (KGL)	d						2119											2222
Watford Junction (WFJ)	a			2041s	2052		2124				2139		2156	2203s				2227
Watford Junction (WFJ)	d				2053	2117	2124				2139		2156		2218			2227
Bushey (BSH)	a												2159					
Harrow & Wealdstone (HRW)	a				2059	2123	2130						2204		2224			2233
Wembley Central (WMB)	a																	
Clapham Junction (CLJ)	a					2156									2257			
East Croydon (ECR)	a																	
London Euston (EUS)	a	2032	2035	2059	2113			2144		2132	2148	2158		2218	2224			2227
																		2247
																		2253

Operator Train ID Days of operation/Notes 1st Class/Reservations/Bus Catering facilities	VT 1A85 D □ □	LM 2U46 E □	LM 1N88 □	VT 1B86 A □ □	SN 2O81 □	LM 2Y28 □	VT 1A88 D □ □	VT 1A87 B □ □	LM 2N60 □	LM 1N90 □	LM 2N48 E □	VT 1B89 A □ □	LM 2Y30 □	LM 2Y55 L □	VT 1B90 A □ □
Birmingham New Street (BHM)	d		2050	2130		2113				2153		2230	2248	2300	
Birmingham International (BHI)	d		2102	2140		2131				2205		2240	2228	2312	
Coventry (COV)	d		2120	2151		2144				2226		2251	2247	2323	
Rugby (RUG)	d	2131	2135	2204		2155		2232		2236	2247	2304	2257	2336	
Long Buckby (LBK)	d	2141	2145			2205				2246	2257		2307	2337	
Northampton (NMP)	a		2153	2203		2217				2304	2312		2318	2356s	
Northampton (NMP)	d		2155			2225			2301				2326		
Wolverton (WOL)	d		2207			2236			2313				2338		
Milton Keynes Central (MKC)	a		2211		2235	2240		2304	2316			2336	2342	0015s	
Milton Keynes Central (MKC)	d	2200	2211		2237	2241	2251	2305	2317			2338	2342		
Bletchley (BLY)	d		2216			2245			2322				2347		
Leighton Buzzard (LBZ)	d		2223			2252			2329				2354		
Cheddington (CED)	d		2232						2337						
Tring (TRI)	d		2237						2343						
Berkhamsted (BKM)	d		2242			2307			2348			0009			
Hemel Hempstead (HML)	d		2247			2312			2353			0014			
Apsley (APS)	d					2315						0017			
Kings Langley (KGL)	d					2318						0020			
Watford Junction (WFJ)	a		2254		2305s	2322	2327s	2334s	2359			0006s	0024	0045s	
Watford Junction (WFJ)	d		2254			2317	2323		0001				0025		
Bushey (BSH)	a		2257						0003						
Harrow & Wealdstone (HRW)	a		2302			2323	2329		0009				0031		
Wembley Central (WMB)	a														
Clapham Junction (CLJ)	a					2357									
East Croydon (ECR)	a														
London Euston (EUS)	a	2257	2317		2323		2343	2347	2353	0025			0028	0045	
														0103	

NOTES (see introductory pages for explanation of train operator codes and standard symbols)

- a Arrival time
- d Departure time
- s Stops to set down only
- A From Wolverhampton, see table 68
- B From Liverpool Lime Street, see table 65
- C From Preston, see table 65
- D From Manchester Piccadilly, see table 65
- E From Crewe, see table 67
- G From Edinburgh, see table 65
- K From Glasgow Central, see table 65
- L From Rugeley Trent Valley, see table 69