

Leeds and Sheffield to Worksop, Retford, Gainsborough, Lincoln, Grimsby and Cleethorpes

Mondays to Fridays

Operator	NT	NT	NT	NT	NT	NT	NT	NT	EM	NT	NT	NT	EM	NT	NT	EM	NT	NT	
Train ID	2P01	2P05	1L31	1L31	2L90	1L33	2P13	1L37	2K07	1L41	1L45	1L49	2K13	1L53	1L57	2K17	1L61	1L65	
Days of operation/Notes																			
Leeds (LDS)	10 d					0638		0738		0837	0938	1038		1138	1238		1338	1436	
Wakefield Kirkgate (WKK)	4 d					0655		0756		0855	0956	1056		1158	1255		1356	1456	
Huddersfield (HUD)	d																		
Barnsley (BNY)	d				0620	0712		0812		0911	1013	1112		1214	1312		1412	1512	
Meadowhall (MHS)	d				0641	0726		0828		0927	1028	1128		1228	1327		1428	1528	
Sheffield (SHF)	7 d	0545	0610	0634	0635	0658	0737	0755	0838		0937	1038	1138		1238	1339		1437	1538
Darnall (DAN)	d	0550		0640	0641	0704		0801	0844		0943	1044	1144		1245	1345		1443	1544
Woodhouse (WDH)	d	0555		0646	0647	0709		0807	0850		0949	1050	1149		1250	1350		1448	1549
Kiveton Bridge (KIV)	d	0602		0652	0654	0716		0813	0857		0956	1057	1156		1257	1356		1454	1555
Kiveton Park (KVP)	d	0605	0625	0656	0657	0719		0817	0900		0959	1100	1200		1300	1359		1457	1558
Shireoaks (SRO)	d	0610		0701	0702	0724		0822	0906		1005	1106	1205		1304	1404		1502	1603
Worksop (WRK)	d	0615	0633	0706	0707	0729	0759	0827	0911		1010	1112	1218c		1309	1408		1506	1607
Retford (RET)	10 a	0624	0646	0715	0717	0739	0809	0836	0920		1019	1121	1227		1318	1418		1516	1617
Retford (RET)	10 d	0625		0716	0717	0739	0809	0837	0921		1020	1122	1230		1319	1418		1516	1617
Gainsborough Lea Road (GBL)	d	0640		0731	0732		0824		0937	1011	1035	1137	1246	1311	1333	1433	1518	1531	1632
Saxilby (SXY)	d	0652		0742	0744		0836		0949	1022	1047	1149	1258	1322	1345	1444	1530	1542	1643
Lincoln (LCN)	a	0703		0754	0755		0847		1001	1033	1059	1203	1310	1333	1356	1456	1540	1554	1655
Gainsborough Central (GNB)	d					0755a		0852a											
Kirton Lindsey (KTL)	d																		
Brigg (BGG)	d																		
Barnetby (BTB)	d																		
Habrough (HAB)	d																		
Grimsby Town (GMB)	a																		
Cleethorpes (CLE)	a																		

Operator	NT	NT	NT	EM	NT	NT	NT	EM	NT	NT	NT	
Train ID	1L69	2P31	1L73	2K25	2P33	1L77	1L81	2K27	2P37	1L89	2P39	
Days of operation/Notes												
Leeds (LDS)	10 d	1538		1638			1738	1838				
Wakefield Kirkgate (WKK)	4 d	1556		1655			1756	1858				
Huddersfield (HUD)	d											
Barnsley (BNY)	d	1612		1711			1812	1914				
Meadowhall (MHS)	d	1628		1727			1828	1929				
Sheffield (SHF)	7 d	1638	1654	1737		1754	1838	1939		2053	2143	2243
Darnall (DAN)	d	1644	1659	1743		1759	1846	1944		2058	2148	2249
Woodhouse (WDH)	d	1649	1705	1748		1805	1852	1949		2103	2154	2254
Kiveton Bridge (KIV)	d	1656	1711	1755		1811	1858	1956		2110	2200	2300
Kiveton Park (KVP)	d	1659	1715	1758		1815	1902	1959		2113	2204	2303
Shireoaks (SRO)	d	1704	1720	1804		1820	1908	2004		2118	2209	2308
Worksop (WRK)	d	1710	1725	1809		1825	1914	2010		2124	2214	2314a
Retford (RET)	10 a	1719	1734	1819		1834	1924	2019		2133	2227	
Retford (RET)	10 d	1720	1735	1819		1835	1924	2020		2134		
Gainsborough Lea Road (GBL)	d	1735		1834	1911		1939	2035	2113	2149		
Saxilby (SXY)	d	1747		1846	1923		1951	2046	2125	2200		
Lincoln (LCN)	a	1758		1858	1934		2007	2057	2136	2212		
Gainsborough Central (GNB)	d		1750a			1850a						
Kirton Lindsey (KTL)	d											
Brigg (BGG)	d											
Barnetby (BTB)	d											
Habrough (HAB)	d											
Grimsby Town (GMB)	a											
Cleethorpes (CLE)	a											

For the complete service between Leeds, Barnsley and Sheffield see table 27

For the complete service between Sheffield and Cleethorpes see table 21

For the complete service between Barnetby and Cleethorpes see table 25

NOTES (see introductory pages for explanation of train operator codes and standard symbols)

- a Arrival time
- d Departure time
- c Arrives 8 minutes earlier

A From Doncaster to Peterborough, see table 59

- MO Mondays only
- MX Not Mondays

Leeds and Sheffield to Worksop, Retford, Gainsborough, Lincoln, Grimsby and Cleethorpes

Saturdays

Operator Train ID Days of operation/Notes	NT 2P01	NT 2P05	NT 1L31	NT 2L90	NT 1L33	NT 2H03	NT 1L37	EM 2K09 A	NT 1L41	NT 1L45	EM 2K13 B	NT 1L49	NT 2H05	NT 1L53	NT 1L57	EM 2K17 B	NT 1L61	NT 1L65
Leeds (LDS) 10 d					0638		0738		0837	0938		1038		1138	1238		1338	1436
Wakefield Kirkgate (WKK) 4 d					0655		0756		0855	0956		1056		1158	1255		1356	1456
Huddersfield (HUD) d																		
Barnsley (BNY) d				0620	0712		0812		0911	1013		1112		1214	1312		1412	1512
Meadowhall (MHS) d				0641	0726		0828		0927	1028		1128		1228	1327		1428	1528
Sheffield (SHF) 7 d	0545	0613	0635	0658	0737	0754	0838		0937	1038		1138	1154	1238	1339		1437	1538
Darnall (DAN) d	0550		0641	0704		0759	0844		0943	1044		1144	1159	1245	1345		1443	1544
Woodhouse (WDH) d	0555		0647	0709		0805	0850		0949	1050		1149	1205	1250	1350		1448	1549
Kiveton Bridge (KIV) d	0602		0654	0716		0811	0857		0956	1057		1156	1211	1257	1356		1454	1555
Kiveton Park (KVP) d	0605	0628	0657	0719		0815	0900		0959	1100		1200	1215	1300	1359		1457	1558
Shireoaks (SRO) d	0610		0703	0724		0820	0906		1005	1106		1205	1220	1304	1404		1502	1603
Worksop (WRK) d	0615	0636	0708	0729	0759	0825	0911		1010	1112		1218c	1225	1309	1408		1506	1607
Retford (RET) 10 a	0624	0649	0718	0739	0809	0834	0920		1019	1121		1227	1234	1318	1418		1516	1617
Retford (RET) 10 d	0625		0718	0739	0809	0835	0921		1020	1122		1230	1239	1319	1418		1516	1617
Gainsborough Lea Road (GBL) d	0640		0732		0824		0937	1009	1035	1137	1210	1246		1333	1433	1439	1531	1632
Saxilby (SXY) d	0652		0744		0836		0949	1021	1047	1149	1221	1258		1345	1444	1450	1542	1643
Lincoln (LCN) a	0703		0755		0847		1001	1031	1059	1202	1233	1310		1356	1456	1501	1554	1655
Gainsborough Central (GNB) d				0755a		0852							1305e					
Kirton Lindsey (KTL) d						0904							1318					
Brigg (BGG) d						0913							1327					
Barnetby (BTB) d						0925							1338					
Habrough (HAB) d						0935							1346					
Grimsby Town (GMB) a						0948							1359					
Cleethorpes (CLE) a						0958							1409					

Operator Train ID Days of operation/Notes	EM 2K21 B	NT 2H06	NT 1L69	NT 2P31	NT 1L73	NT 2P33	NT 1L77	NT 1L81	EM 2K27 C	NT 2P37	NT 1L89	NT 2P39
Leeds (LDS) 10 d			1538		1638		1738	1838				
Wakefield Kirkgate (WKK) 4 d			1556		1655		1756	1858				
Huddersfield (HUD) d												
Barnsley (BNY) d			1612		1711		1812	1914				
Meadowhall (MHS) d			1628		1727		1828	1929				
Sheffield (SHF) 7 d		1554	1638	1654	1737	1754	1838	1939		2053	2143	2243
Darnall (DAN) d		1600	1644	1659	1743	1759	1846	1944		2058	2148	2249
Woodhouse (WDH) d		1605	1649	1705	1748	1805	1852	1949		2103	2154	2254
Kiveton Bridge (KIV) d		1612	1656	1711	1755	1811	1858	1956		2110	2200	2300
Kiveton Park (KVP) d		1615	1659	1715	1758	1815	1902	1959		2113	2204	2303
Shireoaks (SRO) d		1620	1704	1720	1804	1820	1908	2004		2118	2209	2308
Worksop (WRK) d		1625	1710	1725	1809	1825	1914	2010		2124	2214	2314a
Retford (RET) 10 a		1635	1719	1734	1819	1834	1924	2019		2133	2227	
Retford (RET) 10 d		1635	1720	1735	1819	1835	1924	2020		2134		
Gainsborough Lea Road (GBL) d	1639		1735		1834		1939	2035	2110	2149		
Saxilby (SXY) d	1651		1747		1846		1951	2046	2121	2200		
Lincoln (LCN) a	1701		1758		1858		2007	2057	2133	2212		
Gainsborough Central (GNB) d		1651		1750a		1850a						
Kirton Lindsey (KTL) d		1704										
Brigg (BGG) d		1712										
Barnetby (BTB) d		1723										
Habrough (HAB) d		1732										
Grimsby Town (GMB) a		1745										
Cleethorpes (CLE) a		1755										







NOTES (see introductory pages for explanation of train operator codes and standard symbols)

- a Arrival time
- d Departure time
- c Arrives 8 minutes earlier
- e Arrives 10 minutes earlier

- A From Doncaster, see table 59
- B From Doncaster to Peterborough, see table 59
- C From Doncaster to Sleaford, see table 59

Leeds and Sheffield to Worksop, Retford, Gainsborough, Lincoln, Grimsby and Cleethorpes

Sundays

Operator	Train ID	NT 2P10	NT 2P08	NT 2P12	NT 2P14	NT 2P16	NT 2P20	NT 2P18	NT 2P22	NT 2P24	NT 2P26	NT 2P27	NT 2P32	NT 2P28	NT 2P30	NT 2P34
Leeds (LDS)	 d															
Wakefield Kirkgate (WKK)	 d															
Huddersfield (HUD)	d					1119		1215	1319	1415	1515	1615				
Barnsley (BNY)	d					1207		1303	1407	1503	1603	1703				
Meadowhall (MHS)	 d					1228		1319	1428	1521	1626	1721				
Sheffield (SHF)	 d	0845	0941	1041	1141	1241	1314	1336	1441	1542	1637	1738	1842	1934	2020	2123
Darnall (DAN)	d		0946		1146		1319				1643		1847		2026	2129
Woodhouse (WDH)	d		0952		1152		1325				1648		1853		2031	2134
Kiveton Bridge (KIV)	d		0958	1054	1158	1255	1331	1351	1455	1555	1655	1752	1859	1947	2037	2141
Kiveton Park (KVP)	d		1002	1057	1202	1258	1335	1356	1458	1559	1658	1755	1903	1951	2041	2144
Shireoaks (SRO)	d		1007		1207	1303	1340				1703		1908		2046	2149
Worksop (WRK)	d	0906	1012	1105	1212	1309	1345	1405	1507	1608	1709	1804	1914	2000	2051	2154
Retford (RET)	 a	0916	1021	1115	1222	1319	1358	1415	1517	1617	1718	1814	1923	2009	2100	2204
Retford (RET)	 d	0916	1022	1115	1222	1319		1415	1517	1618	1719	1814	1924	2010	2100	2204
Gainsborough Lea Road (GBL)	d	0931	1037	1130	1237	1334		1430	1532	1633	1734	1829	1939	2025	2115	2219
Saxilby (SXY)	d	0943	1049	1142	1249	1346		1442	1544	1644	1745	1841	1950	2036	2127	2231
Lincoln (LCN)	a	0954	1100	1154	1300	1357		1453	1555	1656	1757	1852	2002	2048	2138	2242
Gainsborough Central (GNB)	d															
Kirton Lindsey (KTL)	d															
Brigg (BGG)	d															
Barnetby (BTB)	d															
Habrough (HAB)	d															
Grimsby Town (GMB)	a															
Cleethorpes (CLE)	a															

NOTES (see introductory pages for explanation of train operator codes and standard symbols)

- a Arrival time
- d Departure time

Cleethorpes, Grimsby, Lincoln, Gainsborough, Retford and Worksop to Sheffield and Leeds

Mondays to Fridays

Operator Train ID Days of operation/Notes	NT 1Y97 A	NT 1L36	NT 2P62	NT 1L40	NT 2P64	NT 1L44	EM 2K06 B	NT 2P66	NT 1L48	NT 1L52	NT 1L56	EM 2K10 B	NT 1L60	NT 1L64	EM 2K14 B	NT 1L68	NT 1L72	NT 1L76
Cleethorpes (CLE)	d																	
Grimsby Town (GMB)	d																	
Habrough (HAB)	d																	
Barnetby (BTB)	d																	
Brigg (BGG)	d																	
Kirton Lindsey (KTL)	d																	
Gainsborough Central (GNB)	d				0816			0916										
Lincoln (LCN)	d		0643	0723		0826	0847		0915	1018	1122	1152	1215	1328	1349	1415	1522	1617
Saxilby (SXY)	d		0652	0732		0835	0856		0924	1027	1131	1201	1224	1338	1358	1424	1531	1626
Gainsborough Lea Road (GBL)	d		0704	0744		0847	0908a		0936	1039	1142	1213a	1236	1349	1410a	1436	1542	1638
Retford (RET)	10 a		0716	0756	0831	0859		0931	0950	1053	1157		1250	1403		1450	1556	1652
Retford (RET)	10 d	0613	0656	0717	0757	0832	0900	0932	0951	1054	1158		1251	1403		1451	1557	1653
Worksop (WRK)	d	0625	0709	0729	0808	0843	0911	0943	1002	1106	1209		1302	1414		1502	1608	1704
Shireoaks (SRO)	d	0629	0714	0734	0812	0848	0916	0948	1007	1112	1214		1307	1419		1508	1613	1710
Kiveton Park (KVP)	d	0634	0719	0739	0818	0853	0921	0953	1013	1118	1219		1313	1424		1513	1618	1715
Kiveton Bridge (KIV)	d	0638	0722	0742	0821	0856	0924	0956	1016	1122	1222		1316	1427		1517	1621	1719
Woodhouse (WDH)	d	0645	0730	0750	0828	0904		1004	1024	1129	1229		1324	1434		1525	1628	1727
Darnall (DAN)	d	0650	0736	0757	0833	0909		1009	1030	1134	1234		1329	1438		1531	1633	1732
Sheffield (SHF)	7 a	0657	0744	0804	0843	0919	0942	1017	1042	1141	1241		1340	1446		1543	1642	1742
Meadowhall (MHS)	a		0753		0851		0950		1050	1150	1250		1350	1454		1552	1650	1750
Barnsley (BNY)	a		0807		0909		1010		1110	1208	1308		1408	1509		1608	1708	1808
Huddersfield (HUD)	a																	
Wakefield Kirkgate (WKK)	4 a		0822		0925		1026		1126	1223	1324		1424	1524		1623	1724	1823
Leeds (LDS)	10 a		0846		0942		1046		1146	1244	1344		1444	1544		1644	1744	1844

Operator Train ID Days of operation/Notes	NT 1L80	EM 2K22 B	NT 2P84	NT 1L84	NT 2P86	NT 1L88	EM 2K26 B	NT 2P88	NT 2P90	NT 2P30	NT 2P40	NT 2P92	
Cleethorpes (CLE)	d												
Grimsby Town (GMB)	d												
Habrough (HAB)	d												
Barnetby (BTB)	d												
Brigg (BGG)	d												
Kirton Lindsey (KTL)	d												
Gainsborough Central (GNB)	d		1816		1912								
Lincoln (LCN)	d	1723	1742		1823		1926	1938	2019	2129		2244	
Saxilby (SXY)	d	1734	1751		1831		1935	1947	2027	2137		2253	
Gainsborough Lea Road (GBL)	d	1746	1803a		1843		1948	1959a	2039	2149		2305	
Retford (RET)	10 a	1759		1831	1856	1927	2000		2052	2202		2317	
Retford (RET)	10 d	1759		1832	1856	1928	2001		2052	2203	2251	2318	
Worksop (WRK)	d	1811		1846	1907	1939	2012		2108c	2215	2303	2321	2329
Shireoaks (SRO)	d	1816		1850	1912	1944	2017		2113	2220	2307	2326	2334
Kiveton Park (KVP)	d	1821		1856	1918	1949	2022		2119	2226	2313	2331	2339
Kiveton Bridge (KIV)	d	1824		1859	1921	1952	2025		2122	2229	2316	2334	2342
Woodhouse (WDH)	d	1832		1913	1928	2000			2131	2236	2323	2342	2354
Darnall (DAN)	d	1837		1919	1933	2005			2136	2241	2328	2347	2359
Sheffield (SHF)	7 a	1845		1925	1942	2012	2042		2144	2248	2336	2358	0005
Meadowhall (MHS)	a	1853			1950		2050						
Barnsley (BNY)	a	1911			2010		2108						
Huddersfield (HUD)	a												
Wakefield Kirkgate (WKK)	4 a	1927			2026		2124						
Leeds (LDS)	10 a	1947			2046		2144						

NOTES (see introductory pages for explanation of train operator codes and standard symbols)

- a Arrival time
- d Departure time
- c Arrives 4 minutes earlier

- A To Nottingham, see table 53
- B From Peterborough to Doncaster, see table 59

Cleethorpes, Grimsby, Lincoln, Gainsborough, Retford and Worksop to Sheffield and Leeds

Saturdays

Operator	NT	NT	NT	NT	NT	NT	EM	NT	NT	NT	EM	NT	NT	EM	NT	NT	EM	NT	EM	
Train ID	1Y97	1L36	2P62	1L40	2P64	1L44	2K02	2P66	1L48	1L52	2K06	1L56	2H00	1L60	2K10	1L64	1L68	2K12	EM	
Days of operation/Notes	A						B				B				B				B	
Cleethorpes (CLE)	d												1114							
Grimsby Town (GMB)	d												1121							
Habrough (HAB)	d												1131							
Barnetby (BTB)	d												1141							
Brigg (BGG)	d												1147							
Kirton Lindsey (KTL)	d												1156							
Gainsborough Central (GNB)	d				0816			0916					1214							
Lincoln (LCN)	d		0643	0723		0826	0850		0915	1018	1049	1122		1215	1315	1328	1415	1514		
Saxilby (SXY)	d		0652	0732		0835	0858		0924	1027	1057	1131		1224	1323	1338	1424	1523		
Gainsborough Lea Road (GBL)	d		0704	0744		0847	0910a		0936	1039	1109a	1142		1236	1335a	1349	1436	1535a		
Retford (RET)	10 a		0716	0756	0831	0859		0931	0950	1053		1157	1229	1250		1403	1450			
Retford (RET)	10 d	0613	0656	0717	0757	0832	0900		0932	0951	1054		1158	1231	1251		1403	1451		
Worksop (WRK)	d	0625	0708	0729	0808	0843	0911		0943	1002	1106		1209	1242	1302		1414	1502		
Shireoaks (SRO)	d	0629	0714	0734	0812	0848	0916		0948	1007	1112		1214	1247	1307		1419	1508		
Kiveton Park (KVP)	d	0634	0719	0739	0818	0853	0921		0953	1013	1118		1219	1252	1313		1424	1513		
Kiveton Bridge (KIV)	d	0638	0723	0742	0821	0856	0924		0956	1016	1122		1222	1255	1316		1427	1517		
Woodhouse (WDH)	d	0645	0730	0750	0828	0904			1004	1024	1129		1229	1303	1324		1434	1525		
Darnall (DAN)	d	0650	0736	0757	0833	0909			1009	1030	1134		1234	1308	1329		1438	1530		
Sheffield (SHF)	7 a	0657	0743	0804	0841	0917	0942		1017	1042	1141		1241	1317	1340		1446	1543		
Meadowhall (MHS)	a		0753		0850		0950			1050	1150		1250		1350		1454	1551		
Barnsley (BNY)	a		0807		0910		1010			1110	1208		1308		1408		1509	1609		
Huddersfield (HUD)	a																			
Wakefield Kirkgate (WKK)	4 a		0822		0925		1026			1126	1223		1324		1424		1524	1625		
Leeds (LDS)	10 a		0844		0945		1046			1146	1244		1344		1444		1544	1645		

Operator	NT	NT	NT	NT	NT	NT	NT	NT	NT	NT	NT	NT	NT	NT
Train ID	1L72	2H01	1L76	1L80	2P84	1L84	2P86	1L88	2H02	2P88	2P90	2P30	2P40	2P92
Cleethorpes (CLE)	d	1511							1917					
Grimsby Town (GMB)	d	1518							1924					
Habrough (HAB)	d	1527							1933					
Barnetby (BTB)	d	1537							1942					
Brigg (BGG)	d	1543							1948					
Kirton Lindsey (KTL)	d	1551							1956					
Gainsborough Central (GNB)	d	1615c			1816		1912		2015					
Lincoln (LCN)	d	1521		1617	1723		1823		1926		2019	2129		2244
Saxilby (SXY)	d	1530		1626	1731		1831		1935		2027	2137		2253
Gainsborough Lea Road (GBL)	d	1542		1638	1743		1843		1948		2039	2149		2305
Retford (RET)	10 a	1556	1630	1652	1756	1831	1856	1927	2000	2031	2052	2202		2317
Retford (RET)	10 d	1556	1631	1653	1756	1832	1856	1928	2001	2031	2052	2203	2251	2318
Worksop (WRK)	d	1607	1643	1704	1808	1846	1907	1939	2012	2043	2104	2215	2303	2329
Shireoaks (SRO)	d	1612	1647	1710	1813	1851	1912	1944	2017	2047	2109	2220	2307	2334
Kiveton Park (KVP)	d	1618	1653	1715	1818	1856	1918	1949	2022	2053	2115	2226	2313	2339
Kiveton Bridge (KIV)	d	1621	1656	1719	1821	1900	1921	1952	2025	2056	2118	2229	2316	2342
Woodhouse (WDH)	d	1628	1703	1727	1829	1907	1928	2000		2103	2125	2236	2323	2351
Darnall (DAN)	d	1632	1708	1732	1834	1913	1934	2005		2108	2130	2241	2328	2356
Sheffield (SHF)	7 a	1642	1717	1742	1843	1925	1944	2014	2041	2116	2139	2248	2336	0003
Meadowhall (MHS)	a	1650		1750	1851		1952		2050					
Barnsley (BNY)	a	1708		1808	1909		2010		2110					
Huddersfield (HUD)	a													
Wakefield Kirkgate (WKK)	4 a	1724		1823	1925		2026		2126					
Leeds (LDS)	10 a	1744		1844	1944		2046		2146					







NOTES (see introductory pages for explanation of train operator codes and standard symbols)

- a Arrival time
- d Departure time
- c Arrives 6 minutes earlier

- A To Nottingham, see table 53
- B From Peterborough to Doncaster, see table 59

Cleethorpes, Grimsby, Lincoln, Gainsborough, Retford and Worksop to Sheffield and Leeds

Sundays

	Operator	NT	NT	NT	NT	NT	NT	NT	NT	NT	NT	NT	NT	NT	NT	NT
	Train ID	2B85	2P11	2P13	2P17	2P21	2B52	2P23	2P25	2P29	2P31	2P33	2P35	2P37	2P39	2P41
Cleethorpes (CLE)	d															
Grimsby Town (GMB)	d															
Habrough (HAB)	d															
Barnetby (BTB)	d															
Brigg (BGG)	d															
Kirton Lindsey (KTL)	d															
Gainsborough Central (GNB)	d															
Lincoln (LCN)	d		1014	1114	1214	1314		1412	1511	1612	1715	1812	1919	2017	2120	2151
Saxilby (SXY)	d		1023	1123	1223	1323		1421	1520	1621	1724	1822	1928	2026	2129	2200
Gainsborough Lea Road (GBL)	d		1035	1135	1235	1335		1433	1532	1633	1736	1836	1940	2038	2141	2212
Retford (RET)	 a		1049	1149	1249	1349		1447	1546	1647	1750	1850	1954	2053	2155	2226
Retford (RET)	 d	0912	1050	1150	1250	1350	1416	1448	1547	1648	1751	1851	1955	2053	2156	2227
Worksop (WRK)	d	0925	1102	1201	1301	1401	1428	1459	1557	1659	1802	1902	2006	2105	2207	2238
Shireoaks (SRO)	d	0929	1106	1206	1306	1406	1432	1504	1602	1704	1807		2011		2212	2243
Kiveton Park (KVP)	d	0935	1112	1211	1311	1411	1438	1509	1608	1709	1812	1910	2016	2113	2217	2249
Kiveton Bridge (KIV)	d	0938	1115	1214	1314	1414	1441	1512	1611	1712	1815	1913	2019	2116	2221	2252
Woodhouse (WDH)	d	0945	1122	1222	1322	1422	1448	1520	1618	1720	1823		2027		2228	2259
Darnall (DAN)	d	0950				1427		1525		1725	1828		2032		2233	2304
Sheffield (SHF)	 a	0959	1134	1233	1334	1435	1500	1532	1630	1732	1836	1934	2039	2135	2241	2312
Meadowhall (MHS)	 a	1007	1143	1242	1343	1443		1541								
Barnsley (BNY)	a		1205	1304	1405	1458		1603								
Huddersfield (HUD)	a		1254	1354	1454	1549		1652								
Wakefield Kirkgate (WKK)	 a															
Leeds (LDS)	 a															

NOTES (see introductory pages for explanation of train operator codes and standard symbols)

- a Arrival time
d Departure time