

London, Stansted Airport and Cambridge to Ely, Kings Lynn, Norwich and Peterborough

Mondays to Fridays

Operator Train ID Days of operation/Notes 1st Class/Reservations/Bus	XC 1N40 A 1◇	GN 2T00 1	XC 1N41 A 1◇	LE 2K56	EM 1R60 B ◇	GN 1T02	LE 2E70 C	EM 1L01 D ◇	XC 1N43 A 1◇	LE 2K58	LE 2H78	EM 1R62 B ◇	GN 1T06	XC 1N45 A 1◇	EM 1L02 D ◇	GN 1T08	LE 2K60	EM 1R64 B ◇	
London Liverpool Street (LST) 15 d																			
London Kings Cross (KGX) 15 d						0542							0642			0712			
Ipswich (IPS) d							0600												
Stansted Airport (SSD) ← d			0527						0612					0721					
Audley End (AUD) d														0741					
Whittlesford Parkway (WLF) d																			
Cambridge (CBG) a			0555			0630			0647				0733	0756		0804			
Cambridge (CBG) d	0515	0550	0557	0602		0634			0657	0700	0725		0739	0800		0809	0819		
Cambridge North (CMB) d		0554		0606		0639				0704	0729		0744			0814	0823		
Waterbeach (WBC) d		0558				0643							0748			0818			
Ely (ELY) 4 a	0529	0608	0611	0618		0652	0657		0711	0716	0742		0757	0814		0830	0836		
Ely (ELY) 4 d	0530	0608	0612	0619	0649	0653	0658	0705	0712	0717		0744	0802	0815	0816		0837	0852	
Littleport (LTP) d		0615				0708e							0812						
Downham Market (DOW) d		0624				0719							0821						
Watlington (WTG) d		0630				0725							0827						
Kings Lynn (KLN) a		0638				0733							0835						
Shippea Hill (SPP) d										0726									
Lakenheath (LAK) d																			
Brandon (BND) d				0635				0720		0736								0853	
Thetford (TTF) d				0644				0730		0745					0838			0902	
Harling Road (HRD) d				0652						0753									
Eccles Road (ECS) d				0657						0758									
Attleborough (ATL) d				0703				0744		0804					0852			0917	
Spooner Row (SPN) d										0809								0922	
Wyndham (WMD) d				0710				0751		0813					0859			0926	
Norwich (NRW) a				0725				0811		0830					0915			0941	
Manea (MNE) d			0623				0708							0826					
March (MCH) d	0546		0630		0705		0716		0728			0801		0833					0908
Whittlesea (WLE) d	0558		0642				0727		0740			0812							
Peterborough (PBO) 8 a	0608		0652		0723		0738		0750			0823		0851					0926

Operator Train ID Days of operation/Notes 1st Class/Reservations/Bus	GN 1T10	LE 2H08	LE 2E72	XC 1N47 A 1◇	EM 1L04 D ◇	GN 1T12	LE 1K62	LE 2H10	EM 1R66 B ◇	GN 1T14	LE 2H12	XC 1N49 A 1◇	EM 1L05 E ◇	GN 1T16	LE 1K66	LE 2H14	EM 1R68 B ◇	GN 1T18	
London Liverpool Street (LST) 15 d		0728							0758		0828						0858		
London Kings Cross (KGX) 15 d	0740					0810				0842				0910					0942
Ipswich (IPS) d			0801																
Stansted Airport (SSD) ← d				0821								0921							
Audley End (AUD) d		0833						0903			0933						0951		
Whittlesford Parkway (WLF) d		0843						0913			0943						0958		
Cambridge (CBG) a	0830	0855		0858		0901		0927		0930	0954	0957		1003			1010	1030	
Cambridge (CBG) d	0835	0855		0900		0906	0912	0929		0935	0955	1000		1005	1013	1020		1035	
Cambridge North (CMB) d	0840	0900a				0910	0916	0934a		0940	1000a			1010	1017	1025a		1040	
Waterbeach (WBC) d	0844					0914				0944				1014				1044	
Ely (ELY) 4 a	0855		0859	0914		0926	0929			0953		1014		1025	1029			1053	
Ely (ELY) 4 d	0856		0859	0915	0923		0930		0953	0956		1015	1019		1029		1051	1055	
Littleport (LTP) d	0908f									1009g								1108g	
Downham Market (DOW) d	0919									1019								1117	
Watlington (WTG) d	0926									1025								1123	
Kings Lynn (KLN) a	0934									1033								1131	
Shippea Hill (SPP) d																			
Lakenheath (LAK) d																			
Brandon (BND) d							0946								1046				
Thetford (TTF) d					0944		0954					1040			1056				
Harling Road (HRD) d																			
Eccles Road (ECS) d																			
Attleborough (ATL) d							1009								1112				
Spooner Row (SPN) d																			
Wyndham (WMD) d							1017								1120				
Norwich (NRW) a					1014		1031					1110			1139				
Manea (MNE) d			0910																
March (MCH) d			0918	0931								1032							
Whittlesea (WLE) d			0929																
Peterborough (PBO) 8 a			0940	0949					1026			1050						1125	

For the complete service between London Liverpool St and Cambridge see table 14 / Kings Cross and Cambridge table 15

NOTES (see introductory pages for explanation of train operator codes and standard symbols)

- a Arrival time
- d Departure time
- e Arrives 7 minutes earlier
- f Arrives 5 minutes earlier
- g Arrives 6 minutes earlier
- A To Birmingham New St. see table 54
- B To Liverpool Lime Street, see table 54
- C From Colchester, see table 6
- D From Nottingham, see table 54
- E From Sheffield, see table 54

London, Stansted Airport and Cambridge to Ely, Kings Lynn, Norwich and Peterborough

Mondays to Fridays

Operator Train ID Days of operation/Notes 1st Class/Reservations/Bus Catering facilities	LE 2H16	LE 2E74	XC 1N51 A 1◇ ⚡	EM 1L06 F ◇	GN 1T20 1	LE 2H18	LE 1K68	EM 1R70 B ◇	GN 1T22 1	LE 2H20	XC 1N53 A 1◇ ⚡	EM 1L07 F ◇	GN 1T24 1	LE 2H22	LE 1K70	EM 1R72 B ◇	GN 1T26 1	LE 2H24
London Liverpool Street (LST) 15 d	0928					0958				1028				1058				1128
London Kings Cross (KGX) 15 d					1012				1042				1112				1142	
Ipswich (IPS) d		1001																
Stansted Airport (SSD) ← d			1027				1048				1127				1148			
Audley End (AUD) d	1030					1051	1102			1130				1151	1202			1230
Whittlesford Parkway (WLF) d	1040					1058	1109			1140				1158	1209			1240
Cambridge (CBG) a	1052		1057		1101	1109	1120		1133	1151	1156		1201	1209	1219		1230	1251
Cambridge (CBG) d	1053		1100		1105	1113	1121		1137	1153	1200		1203	1213	1220		1235	1253
Cambridge North (CMB) d	1058a				1110	1118a	1125		1142	1158a			1208	1218a	1224		1240	1258a
Waterbeach (WBC) d					1114				1146				1212				1244	
Ely (ELY) 4 a		1058	1114		1125		1137		1155		1214		1223		1236		1253	
Ely (ELY) 4 d		1058	1115	1122			1137	1151	1157		1215	1218			1236	1250	1255	
Littleport (LTP) d									1208c								1308g	
Downham Market (DOW) d									1217								1317	
Watlington (WTG) d									1223								1323	
Kings Lynn (KLN) a									1231								1331	
Shippea Hill (SPP) d																		
Lakenheath (LAK) d																		
Brandon (BND) d							1153								1252			
Thetford (TTF) d				1143			1202					1241			1301			
Harling Road (HRD) d																		
Eccles Road (ECS) d																	1316	
Attleborough (ATL) d							1217											
Spooner Row (SPN) d																		
Wymondham (WMD) d							1224								1323			
Norwich (NRW) a				1214			1239					1314			1339			
Manea (MNE) d		1109																
March (MCH) d		1117	1131					1207			1232							
Whittlesea (WLE) d		1128																
Peterborough (PBO) 8 a		1139	1149					1225			1249					1324		

Operator Train ID Days of operation/Notes 1st Class/Reservations/Bus Catering facilities	LE 2E76	XC 1N55 A 1◇ ⚡	EM 1L08 D ◇	GN 1T28 1	LE 2H26	LE 1K72	EM 1R74 B ◇	GN 1T30 1	LE 2H28	XC 1N57 A 1◇ ⚡	EM 1L09 F ◇	GN 1T32 1	LE 2H30	LE 1K74	EM 1R76 B ◇	GN 1T34 1	LE 2H32	LE 2E78
London Liverpool Street (LST) 15 d					1158				1228				1258					1328
London Kings Cross (KGX) 15 d				1212				1242				1312				1342		
Ipswich (IPS) d	1156																	1358
Stansted Airport (SSD) ← d		1227				1248				1327				1348				
Audley End (AUD) d					1251	1302			1330				1351	1402				1430
Whittlesford Parkway (WLF) d					1258	1309			1340				1358	1409				1440
Cambridge (CBG) a		1256		1300	1309	1319		1330	1351	1356		1400	1409	1419		1430	1451	
Cambridge (CBG) d		1300		1303	1313	1320		1335	1353	1400		1403	1413	1420		1435	1453	
Cambridge North (CMB) d				1308	1318a	1324		1340	1358a			1408	1418a	1424		1440	1458a	
Waterbeach (WBC) d				1312				1344				1412				1444		
Ely (ELY) 4 a	1259	1314		1324		1336		1356		1414		1423		1436		1453		1458
Ely (ELY) 4 d	1300	1315	1319			1337	1350	1357		1415	1416			1436	1450	1455		1459
Littleport (LTP) d								1408c									1508g	
Downham Market (DOW) d								1417									1517	
Watlington (WTG) d								1423									1523	
Kings Lynn (KLN) a								1431									1531	
Shippea Hill (SPP) d																		
Lakenheath (LAK) d																		
Brandon (BND) d						1353								1452				
Thetford (TTF) d			1341			1402					1438			1501				
Harling Road (HRD) d																		
Eccles Road (ECS) d																	1516	
Attleborough (ATL) d						1417												
Spooner Row (SPN) d																		
Wymondham (WMD) d						1424								1523				
Norwich (NRW) a			1411			1442				1508				1540				
Manea (MNE) d	1311																	1510
March (MCH) d	1318	1331								1431								1517
Whittlesea (WLE) d		1330																1529
Peterborough (PBO) 8 a	1340	1349					1424			1449					1523			1540

NOTES (see introductory pages for explanation of train operator codes and standard symbols)

- a Arrival time
d Departure time
c Arrives 4 minutes earlier
g Arrives 6 minutes earlier
A To Birmingham New St. see table 54
B To Liverpool Lime Street, see table 54
D From Nottingham, see table 54
F From Liverpool Lime St. see table 54

London, Stansted Airport and Cambridge to Ely, Kings Lynn, Norwich and Peterborough

Mondays to Fridays

Operator Train ID Days of operation/Notes 1st Class/Reservations/Bus Catering facilities	XC 1N59 A 1 1/2 A	EM 1L10 F ◇	GN 1T36 1	LE 2H34	LE 1K76	EM 1R78 B ◇	GN 1T38	LE 2H86	LE 2H36	XC 1N61 A 1 1/2 A	EM 1L11 F ◇	GN 1T40	LE 1K78	GN 2T92	LE 2H38	EM 1R80 B ◇	GN 1T42	LE 2H40
London Liverpool Street (LST) 15 d				1358					1428						1458			1528
London Kings Cross (KGX) 15 d			1412				1442					1512					1542	
Ipswich (IPS) d																		
Stansted Airport (SSD) 4 d	1427				1448					1527			1537					
Audley End (AUD) d				1451	1502				1530				1556		1602			1630
Whittlesford Parkway (WLF) d				1458	1509				1540				1604		1613			1640
Cambridge (CBG) a	1456		1500	1509	1519		1532		1551	1556		1600	1616		1627		1630	1652
Cambridge (CBG) d	1500		1503	1513	1520		1535	1543	1553	1600		1604	1616	1620	1629		1635	1653
Cambridge North (CMB) d			1508	1520a	1524		1540	1548	1558a			1608	1620		1634a		1640	1658a
Waterbeach (WBC) d			1512				1544	1553				1612	1627				1644	
Ely (ELY) 4 a	1514		1523		1536		1553	1603		1614		1623	1632	1636			1653	
Ely (ELY) 4 d	1515	1518			1536	1551	1555			1615	1618		1633	1637		1649	1655	
Littleport (LTP) d							1608g							1644			1708g	
Downham Market (DOW) d							1617							1653			1717	
Watlington (WTG) d							1623							1658			1723	
Kings Lynn (KLN) a							1631							1707			1732	
Shippea Hill (SPP) d																		
Lakenheath (LAK) d																		
Brandon (BND) d					1553								1649					
Thetford (TTF) d		1539			1601						1639		1657					
Harling Road (HRD) d																		
Eccles Road (ECS) d																		
Attleborough (ATL) d					1616								1712					
Spooner Row (SPN) d																		
Wymondham (WMD) d					1624								1720					
Norwich (NRW) a		1611			1639						1712		1737					
Manea (MNE) d										1626								
March (MCH) d	1531									1633								
Whittlesea (WLE) d																		
Peterborough (PBO) 8 a	1549					1625				1651						1722		

Operator Train ID Days of operation/Notes 1st Class/Reservations/Bus Catering facilities	LE 2E80	XC 1N63 A 1 1/2 A	GN 1T44 1	LE 2H42	LE 1K80	EM 1M82 G ◇	GN 1T46	XC 1N65 A 1 1/2 A	EM 1L13 F ◇	GN 1T48	LE 1H82	LE 2H82	LE 1K82	EM 1R84 H ◇	GN 1T50	LE 1H84	LE 2E82	XC 1N67 A 1 1/2 A
London Liverpool Street (LST) 15 d				1558								1707						1737
London Kings Cross (KGX) 15 d			1612				1639			1709					1739			
Ipswich (IPS) d	1600																	1742
Stansted Airport (SSD) 4 d		1627			1648			1727					1754					1821
Audley End (AUD) d				1700	1705							1756	1809			1826		
Whittlesford Parkway (WLF) d				1710	1715							1804	1818			1834		
Cambridge (CBG) a		1656	1704	1721	1727		1732	1756		1805	1817	1829	1832	1849		1857		
Cambridge (CBG) d		1700	1705	1722	1729		1737	1800		1810	1819	1826	1830	1836	1851	1900		
Cambridge North (CMB) d			1710	1727	1734		1741			1814	1833a	1835	1841	1858a				
Waterbeach (WBC) d			1714		1738		1746			1818	1825	1839	1845					
Ely (ELY) 4 a	1659	1714	1724	1740	1747		1756	1814		1829	1835	1848	1855		1857	1914		
Ely (ELY) 4 d	1659	1715			1748	1753	1756	1815	1821		1835	1849	1852	1856		1858	1915	
Littleport (LTP) d							1804				1843		1908f					
Downham Market (DOW) d							1813				1853		1917					
Watlington (WTG) d							1819				1859		1923					
Kings Lynn (KLN) a							1827				1910		1931					
Shippea Hill (SPP) d																		
Lakenheath (LAK) d																		
Brandon (BND) d					1804							1905						
Thetford (TTF) d					1812				1842			1913						
Harling Road (HRD) d																		
Eccles Road (ECS) d																		
Attleborough (ATL) d					1827							1928						
Spooner Row (SPN) d																		
Wymondham (WMD) d					1835							1936						
Norwich (NRW) a					1849				1912			1952						
Manea (MNE) d	1710							1826									1909	
March (MCH) d	1717	1731						1833					1912				1917	1931
Whittlesea (WLE) d	1729																1928	
Peterborough (PBO) 8 a	1739	1749				1825		1851					1929				1939	1949

NOTES (see introductory pages for explanation of train operator codes and standard symbols)

- a Arrival time
- d Departure time
- f Arrives 5 minutes earlier
- g Arrives 6 minutes earlier
- A To Birmingham New St. see table 54
- B To Liverpool Lime Street, see table 54
- F From Liverpool Lime St. see table 54
- G To Manchester Piccadilly, see table 54
- H To Sheffield, see table 54

London, Stansted Airport and Cambridge to Ely, Kings Lynn, Norwich and Peterborough

Mondays to Fridays

Operator Train ID Days of operation/Notes 1st Class/Reservations/Bus	EM 1L14 F ◇	GN 1T52 □	LE 1H86	LE 1K84	LE 2H88	GN 1T54 □	LE 1H88	XC 1N69 A □◇	EM 1L15 F ◇	GN 1T56 □	LE 1H90	LE 1K88	LE 2H90	GN 1T58 □	LE 2H56	LE 2E84	EM 1R88 J ◇	XC 1N71 A □◇
London Liverpool Street (LST) 15 d			1807		1807	1837					1907				1928			
London Kings Cross (KGX) 15 d		1809				1839				1912				1939				
Ipswich (IPS) d																2001		
Stansted Airport (SSD) ← d								1921										2021
Audley End (AUD) d			1856		1856	1926					1956				2033			
Whittlesford Parkway (WLF) d			1904		1904	1934					2003				2043			
Cambridge (CBG) a		1903	1917		1917	1932	1949	1956		2005	2015			2033	2055			2100
Cambridge (CBG) d		1908	1919	1925	1928	1937	1952	2000		2007	2016	2020	2029	2038	2057			2102
Cambridge North (CMB) d		1912		1929	1935a	1941	2001a			2011		2024	2034a	2042	2102a			
Waterbeach (WBC) d		1916	1926			1945				2015	2023			2046				
Ely (ELY) 4 a		1926	1935	1941		1956		2014		2026	2032	2036		2056		2059		2116
Ely (ELY) 4 d	1923	1926	1936	1942		1956		2015	2019		2033	2036		2056		2100	2103	2117
Littleport (LTP) d		1934	1944			2004					2040			2108f				
Downham Market (DOW) d		1943	1957c			2013					2050			2117				
Watlington (WTG) d		1949	2005			2019					2056			2123				
Kings Lynn (KLN) a		1957	2016			2027					2107			2131				
Shippea Hill (SPP) d																		
Lakenheath (LAK) d																		
Brandon (BND) d				1959								2052						
Thetford (TTF) d	1947			2008					2040			2101						
Harling Road (HRD) d																		
Eccles Road (ECS) d																		
Attleborough (ATL) d				2023									2116					
Spooner Row (SPN) d																		
Wyndham (WMD) d				2031										2123				
Norwich (NRW) a	2019			2045					2111				2137					
Manea (MNE) d																	2109	
March (MCH) d								2031									2118	2134
Whittlesea (WLE) d																	2129	
Peterborough (PBO) 8 a								2049									2139	2151

Operator Train ID Days of operation/Notes 1st Class/Reservations/Bus	GN 1T60 □	LE 1K92	LE 2H92	GN 1T62 □	LE 2H60	EM 1L17 F ◇	GN 1T64 □	LE 2H94	GN 1T66 □	LE 1K96	LE 2H64	LE 1K96	GN 1T68 □	GN 1T70 □	LE 2H68	GN 1T72 □
London Liverpool Street (LST) 15 d					2028							2128			2228	
London Kings Cross (KGX) 15 d	2009			2039			2109		2139				2209	2239		2309
Ipswich (IPS) d																
Stansted Airport (SSD) ← d										2210						
Audley End (AUD) d					2130					2223	2230				2330	
Whittlesford Parkway (WLF) d					2140					2231	2240				2340	
Cambridge (CBG) a	2103			2133	2151		2203		2233	2245	2252	←	2303	2333	2351	0002
Cambridge (CBG) d	2108	2120	2129	2135	2153		2205	2229	2236	2257	2253	2257	2305	2338	2352	0007
Cambridge North (CMB) d	2113	2124	2134a	2140	2158a		2210	2234a	2241	→	2259a	2301	2310	2343	2357a	0012
Waterbeach (WBC) d	2117			2144			2214		2245				2314	2347		0016
Ely (ELY) 4 a	2128	2136		2153			2227		2254			2313	2325	2357		0025
Ely (ELY) 4 d		2136		2155		2217			2256			2313		2358		0027
Littleport (LTP) d				2208g					2308f					0005		0034
Downham Market (DOW) d				2217					2317					0014		0043
Watlington (WTG) d				2223					2323					0020		0049
Kings Lynn (KLN) a				2231					2331					0028		0057
Shippea Hill (SPP) d																
Lakenheath (LAK) d																
Brandon (BND) d		2152										2329				
Thetford (TTF) d		2201				2238						2338				
Harling Road (HRD) d																
Eccles Road (ECS) d																
Attleborough (ATL) d		2216				2252						2353				
Spooner Row (SPN) d																
Wyndham (WMD) d		2223				2259						2359				
Norwich (NRW) a		2237				2315						0014				
Manea (MNE) d																
March (MCH) d																
Whittlesea (WLE) d																
Peterborough (PBO) 8 a																

NOTES (see introductory pages for explanation of train operator codes and standard symbols)

a Arrival time

d Departure time

c Arrives 4 minutes earlier

f Arrives 5 minutes earlier

g Arrives 6 minutes earlier

A To Birmingham New St. see table 54

F From Liverpool Lime St. see table 54

J To Nottingham, see table 54

London, Stansted Airport and Cambridge to Ely, Kings Lynn, Norwich and Peterborough

Saturdays

Operator Train ID Days of operation/Notes 1st Class/Reservations/Bus	XC 1N40 A	XC 1N41 A	LE 2K56	EM 1R60 B	GN 1T02	LE 2H00	LE 2E70 C	EM 1L01 D	XC 1N43 A	GN 2T04	LE 2H02	LE 2K58	EM 1R62 B	GN 1T06	LE 2H04	XC 1N45 A	EM 1L02 D	GN 1T08
London Liverpool Street (LST) 15 d						0520					0558				0628			
London Kings Cross (KGX) 15 d					0542									0642				0712
Ipswich (IPS) d							0600											
Stansted Airport (SSD) d		0527							0627			0648				0727		
Audley End (AUD) d						0630					0651	0702			0730			
Whittlesford Parkway (WLF) d						0640					0658	0710			0740			
Cambridge (CBG) a		0555			0630	0651			0656		0709	0719		0730	0751	0757		0800
Cambridge (CBG) d	0515	0557	0605		0632	0653			0658	0703	0716	0720		0735	0753	0800		0803
Cambridge North (CMB) d			0609		0638	0658a				0708	0721a	0725		0740	0758a			0808
Waterbeach (WBC) d					0642					0712				0744				0812
Ely (ELY) 4 a	0529	0611	0622		0652		0657		0712	0724		0737		0754		0814		0823
Ely (ELY) 4 d	0530	0612	0622	0651	0655		0658	0707	0713			0738	0748	0755		0815	0817	
Littleport (LTP) d					0708c									0808c				
Downham Market (DOW) d					0717									0817				
Watlington (WTG) d					0723									0823				
Kings Lynn (KLN) a					0731									0831				
Shippea Hill (SPP) d												0747						
Lakenheath (LAK) d																		
Brandon (BND) d			0638					0723					0757					
Thetford (TTF) d			0646					0732					0805				0839	
Harling Road (HRD) d			0654										0813					
Eccles Road (ECS) d			0659										0818					
Attleborough (ATL) d			0704					0746					0823				0853	
Spooner Row (SPN) d																		
Wyndham (WMD) d			0711					0753					0831				0900	
Norwich (NRW) a			0726					0810					0846				0916	
Manea (MNE) d		0623						0709										
March (MCH) d	0546	0630		0707				0717		0729			0805			0831		
Whittlesea (WLE) d	0558	0642						0728		0741			0816					
Peterborough (PBO) 8 a	0608	0652		0725				0739		0751			0827			0849		

Operator Train ID Days of operation/Notes 1st Class/Reservations/Bus	LE 2H06	LE 2K60	EM 1R64 B	GN 1T10	LE 2H08	LE 2E72	XC 1N47 A	GN 1T12	LE 2H10	EM 1L04 D	EM 1R66 B	LE 1K62	GN 1T14	LE 2H12	XC 1N49 A	EM 1L05 E	GN 1T16	LE 2H14	
London Liverpool Street (LST) 15 d	0658				0728				0758					0828					0858
London Kings Cross (KGX) 15 d				0742				0812					0842					0912	
Ipswich (IPS) d						0758													
Stansted Airport (SSD) d		0748					0827					0848			0927				
Audley End (AUD) d	0751	0802			0830			0851				0902		0930					0951
Whittlesford Parkway (WLF) d	0758	0810			0840			0858				0910		0940					0958
Cambridge (CBG) a	0808	0819		0830	0851		0856	0900	0908			0919	0930	0951	0956		1000	1008	
Cambridge (CBG) d	0813	0820		0835	0853		0900	0903	0913			0930	0935	0953	1000		1003	1013	
Cambridge North (CMB) d	0818a	0824		0840	0858a			0908	0918a			0934	0940	0958a			1008	1018a	
Waterbeach (WBC) d				0844				0912					0944					1012	
Ely (ELY) 4 a		0836	0848	0854		0857	0914	0923				0946	0954		1014		1023		
Ely (ELY) 4 d		0836	0848	0855		0858	0915		0931	0947	0951	0955		1015	1022				
Littleport (LTP) d				0908c									1008c						
Downham Market (DOW) d				0917									1017						
Watlington (WTG) d				0927									1027						
Kings Lynn (KLN) a				0935									1035						
Shippea Hill (SPP) d																			
Lakenheath (LAK) d																			
Brandon (BND) d		0852										1007							
Thetford (TTF) d		0901							0952			1016			1043				
Harling Road (HRD) d																			
Eccles Road (ECS) d																			
Attleborough (ATL) d		0916										1031							
Spooner Row (SPN) d		0921																	
Wyndham (WMD) d		0926										1038							
Norwich (NRW) a		0940							1025			1052					1113		
Manea (MNE) d					0909														
March (MCH) d			0905		0917	0931								1031					
Whittlesea (WLE) d					0928														
Peterborough (PBO) 8 a			0922		0939	0949					1021			1049					

NOTES (see introductory pages for explanation of train operator codes and standard symbols)

- a Arrival time
- d Departure time
- c Arrives 6 minutes earlier
- A To Birmingham New Street, see table 54
- B To Liverpool Lime Street, see table 54
- C From Colchester, see table 6
- D From Nottingham, see table 54
- E From Sheffield, see table 54

London, Stansted Airport and Cambridge to Ely, Kings Lynn, Norwich and Peterborough

Saturdays

Operator Train ID Days of operation/Notes 1st Class/Reservations/Bus Catering facilities	LE 1K66	EM 1R68 B ◇	GN 1T18 I	LE 2H16	LE 2E74	XC 1N51 A I◇ ⌘	EM 1L06 F ◇	GN 1T20 I	LE 2H18	LE 1K68	EM 1R70 B ◇	GN 1T22 I	LE 2H20	XC 1N53 A I◇ ⌘	EM 1L07 F ◇	GN 1T24 I	LE 2H22	LE 1K70
London Liverpool Street (LST) d				0928					0958				1028				1058	
London Kings Cross (KGX) d			0942					1012				1042				1112		
Ipswich (IPS) d				0958														
Stansted Airport (SSD) d	0948					1027				1048				1127				1148
Audley End (AUD) d	1002			1030					1051	1102			1130				1151	1202
Whittlesford Parkway (WLF) d	1010			1040					1058	1110			1140				1158	1210
Cambridge (CBG) a	1019		1030	1051		1056		1100	1108	1119		1130	1151	1156		1200	1208	1219
Cambridge (CBG) d	1020		1035	1053		1100		1103	1113	1120		1135	1153	1200		1203	1213	1220
Cambridge North (CMB) d	1024		1040	1058a				1108	1118a	1124		1140	1158a			1208	1218a	1224
Waterbeach (WBC) d			1044					1112				1144				1212		
Ely (ELY) a	1036		1054		1058	1114		1123		1136		1154		1214		1223		1236
Ely (ELY) d	1036	1048	1055		1058	1115	1117			1136	1148	1155		1215	1216			1236
Littleport (LTP) d			1108c									1208e						
Downham Market (DOW) d			1117									1217						
Watlington (WTG) d			1123									1223						
Kings Lynn (KLN) a			1131									1231						
Shippea Hill (SPP) d																		
Lakenheath (LAK) d																		
Brandon (BND) d	1052									1152								1252
Thetford (TTF) d	1101						1138			1201					1238			1301
Harling Road (HRD) d																		
Eccles Road (ECS) d																		
Attleborough (ATL) d	1116									1216								1316
Spooner Row (SPN) d																		
Wymondham (WMD) d	1124									1224								1324
Norwich (NRW) a	1139						1211			1243					1310			1339
Manea (MNE) d				1109														
March (MCH) d				1117	1131						1206			1231				
Whittlesea (WLE) d				1128														
Peterborough (PBO) a		1121		1139	1149						1223			1249				

Operator Train ID Days of operation/Notes 1st Class/Reservations/Bus Catering facilities	EM 1R72 B ◇	GN 1T26 I	LE 2H24	LE 2E76	XC 1N55 A I◇ ⌘	EM 1L08 D ◇	GN 1T28 I	LE 2H26	LE 1K72	EM 1R74 B ◇	GN 1T30 I	LE 2H28	XC 1N57 A I◇ ⌘	EM 1L09 F ◇	GN 1T32 I	LE 2H30	LE 1K74	EM 1R76 B ◇
London Liverpool Street (LST) d			1128					1158				1228				1258		
London Kings Cross (KGX) d		1142					1212				1242				1312			
Ipswich (IPS) d				1200														
Stansted Airport (SSD) d					1227				1248				1327				1348	
Audley End (AUD) d			1230					1251	1302			1330				1351	1402	
Whittlesford Parkway (WLF) d			1240					1258	1310			1340				1358	1410	
Cambridge (CBG) a		1230	1251		1256		1300	1308	1319		1330	1351	1356		1400	1408	1419	
Cambridge (CBG) d		1235	1253		1300		1303	1313	1320		1335	1353	1400		1403	1413	1420	
Cambridge North (CMB) d		1240	1258a				1308	1318a	1324		1340	1358a			1408	1418a	1424	
Waterbeach (WBC) d		1244					1312				1344				1412			
Ely (ELY) a		1254		1258	1314		1323		1336		1354		1414		1423		1436	
Ely (ELY) d	1251	1255		1259	1315	1322			1336	1348	1355		1415	1416			1436	1450
Littleport (LTP) d		1308c									1408c							
Downham Market (DOW) d		1317									1417							
Watlington (WTG) d		1323									1423							
Kings Lynn (KLN) a		1331									1431							
Shippea Hill (SPP) d																		
Lakenheath (LAK) d																		
Brandon (BND) d									1352								1452	
Thetford (TTF) d						1343			1401				1437				1501	
Harling Road (HRD) d																		
Eccles Road (ECS) d																		
Attleborough (ATL) d									1416								1516	
Spooner Row (SPN) d																		
Wymondham (WMD) d									1424								1524	
Norwich (NRW) a						1414			1439				1510				1539	
Manea (MNE) d				1310														
March (MCH) d				1317	1331								1431					
Whittlesea (WLE) d				1329														
Peterborough (PBO) a	1326			1339	1349					1425			1449					1523

NOTES (see introductory pages for explanation of train operator codes and standard symbols)

- a Arrival time
- d Departure time
- c Arrives 6 minutes earlier
- e Arrives 5 minutes earlier
- A To Birmingham New Street, see table 54
- B To Liverpool Lime Street, see table 54
- D From Nottingham, see table 54
- F From Liverpool Lime Street, see table 54

London, Stansted Airport and Cambridge to Ely, Kings Lynn, Norwich and Peterborough

Saturdays

Operator Train ID Days of operation/Notes 1st Class/Reservations/Bus Catering facilities	GN 1T34	LE 2H32	LE 2E78	XC 1N59 A 1◇ ⚡	EM 1L10 F ◇	GN 1T36	LE 2H34	LE 2K76	EM 1R78 B ◇	GN 1T38	LE 2H36	XC 1N61 A 1◇ ⚡	EM 1L11 F ◇	GN 1T40	LE 2H38	LE 1K78	EM 1R80 B ◇	GN 1T42
London Liverpool Street (LST) 15 d		1328					1358				1428				1458			
London Kings Cross (KGX) 15 d	1342					1412				1442				1512				1542
Ipswich (IPS) d			1402															
Stansted Airport (SSD) ← d				1427				1448				1527						1548
Audley End (AUD) d		1430					1451	1502			1530				1551	1602		
Whittlesford Parkway (WLF) d		1440					1458	1510			1540				1558	1610		
Cambridge (CBG) a	1430	1451		1456		1500	1508	1519		1530	1551	1556		1600	1608	1619		1630
Cambridge (CBG) d	1435	1453		1500		1503	1513	1520		1535	1553	1600		1603	1613	1620		1635
Cambridge North (CMB) d	1440	1458a				1508	1518a	1524		1540	1558a			1608	1618a	1624		1640
Waterbeach (WBC) d		1444					1512				1544				1612			1644
Ely (ELY) 4 a	1454		1458	1514		1523		1536		1554		1614		1626		1636		1654
Ely (ELY) 4 d	1455		1458	1515	1519			1536	1548	1555		1615	1622			1636	1648	1655
Littleport (LTP) d	1508c									1608c								1708c
Downham Market (DOW) d		1517								1617								1717
Watlington (WTG) d		1523								1623								1723
Kings Lynn (KLN) a		1531								1631								1731
Shippea Hill (SPP) d																		
Lakenheath (LAK) d								1549										
Brandon (BND) d								1555								1652		
Thetford (TTF) d					1540			1603					1644			1701		
Harling Road (HRD) d																		
Eccles Road (ECS) d																		
Attleborough (ATL) d								1618								1716		
Spooner Row (SPN) d																		
Wymondham (WMD) d								1626								1724		
Norwich (NRW) a					1610			1640					1714			1740		
Manea (MNE) d			1509															
March (MCH) d			1517	1531								1631						
Whittlesea (WLE) d			1528															
Peterborough (PBO) 8 a			1539	1549					1625			1649					1723	

Operator Train ID Days of operation/Notes 1st Class/Reservations/Bus Catering facilities	LE 2H40	LE 2E80	XC 1N63 A 1◇ ⚡	GN 1T44	LE 2H42	LE 1K80	EM 1M82 G ◇	GN 1T46	LE 2H44	XC 1N65 A 1◇ ⚡	EM 1L13 F ◇	GN 1T48	LE 2H46	LE 1K82	EM 1R84 H ◇	GN 1T50	LE 2H48	LE 2E82
London Liverpool Street (LST) 15 d	1528				1558				1628				1658					1728
London Kings Cross (KGX) 15 d				1612				1642				1712				1742		
Ipswich (IPS) d		1558																1758
Stansted Airport (SSD) ← d			1627			1648				1727				1748				
Audley End (AUD) d	1630				1651	1702			1730				1751	1802				1830
Whittlesford Parkway (WLF) d	1640				1658	1710			1740				1758	1810				1840
Cambridge (CBG) a	1651		1656	1700	1708	1719		1730	1751	1756		1800	1808	1819		1830	1851	
Cambridge (CBG) d	1653		1700	1703	1713	1720		1735	1753	1800		1803	1813	1820		1835	1853	
Cambridge North (CMB) d	1658a			1708	1718a	1724		1740	1758a			1808	1818a	1824		1840	1858a	
Waterbeach (WBC) d				1712				1744				1812				1844		
Ely (ELY) 4 a		1658	1714	1723		1736		1754		1814		1823		1836		1854		1858
Ely (ELY) 4 d		1658	1715			1736	1750	1755		1815	1822			1836	1849	1855		1858
Littleport (LTP) d								1808c								1908c		
Downham Market (DOW) d								1817								1917		
Watlington (WTG) d								1823								1923		
Kings Lynn (KLN) a								1831								1931		
Shippea Hill (SPP) d																		
Lakenheath (LAK) d																		
Brandon (BND) d						1752								1852				
Thetford (TTF) d						1801					1843			1901				
Harling Road (HRD) d																		
Eccles Road (ECS) d																		
Attleborough (ATL) d						1816								1916				
Spooner Row (SPN) d																		
Wymondham (WMD) d						1824								1923				
Norwich (NRW) a						1839					1917			1937				
Manea (MNE) d		1709								1826								1909
March (MCH) d		1717	1731							1833					1906			1917
Whittlesea (WLE) d		1728																1928
Peterborough (PBO) 8 a		1739	1749				1824			1851					1924			1939

NOTES (see introductory pages for explanation of train operator codes and standard symbols)

- a Arrival time
- d Departure time
- c Arrives 6 minutes earlier
- A To Birmingham New Street, see table 54
- B To Liverpool Lime Street, see table 54
- F From Liverpool Lime Street, see table 54
- G To Manchester Piccadilly, see table 54
- H To Sheffield, see table 54

London, Stansted Airport and Cambridge to Ely, Kings Lynn, Norwich and Peterborough

Saturdays

Operator Train ID Days of operation/Notes 1st Class/Reservations/Bus	XC 1N67 A 1	EM 1L14 F ◇	GN 1T52 1	LE 2H50 1	LE 1K84 1	GN 1T54 1	LE 2H52 1	XC 1N69 A 1	EM 1L15 F ◇	GN 1T56 1	LE 2H54 1	LE 1K88 1	GN 1T58 1	LE 2H56 1	LE 2E84 1	EM 1R88 J ◇	GN 1T60 1	LE 2H58 1
London Liverpool Street (LST) 15 d				1758			1828					1858		1928				1958
London Kings Cross (KGX) 15 d			1812			1842				1912			1942				2012	
Ipswich (IPS) d															2000			
Stansted Airport (SSD) 4 d	1827				1848			1927				1948						
Audley End (AUD) d				1851	1902		1930				1951	2002		2030				2051
Whittlesford Parkway (WLF) d				1858	1910		1940				1958	2010		2040				2058
Cambridge (CBG) a	1856		1900	1908	1919	1930	1951	1956		2000	2008	2019	2030	2051			2104	2109
Cambridge (CBG) d	1900		1905	1913	1920	1935	1953	2000		2003	2013	2020	2035	2053			2106	2113
Cambridge North (CMB) d			1910	1918a	1925	1940	1958a			2008	2018a	2024	2039	2058a			2111	2118a
Waterbeach (WBC) d			1914			1944				2012			2044					2115
Ely (ELY) 4 a	1914		1923		1937	1954		2014		2021		2036	2053		2057			2124
Ely (ELY) 4 d	1915	1922	1925		1937	1955		2015	2017	2023		2036	2054		2058	2107		2125
Littleport (LTP) d			1932			2008c				2030			2108c					2132
Downham Market (DOW) d			1942			2017				2042f			2117					2142
Watlington (WTG) d			1948			2023				2048			2123					2148
Kings Lynn (KLN) a			1956			2031				2056			2131					2156
Shippea Hill (SPP) d																		
Lakenheath (LAK) d																		
Brandon (BND) d					1953							2052						
Thetford (TTF) d		1943			2002				2039			2101						
Harling Road (HRD) d																		
Eccles Road (ECS) d																		
Attleborough (ATL) d					2017							2116						
Spooner Row (SPN) d																		
Wymondham (WMD) d					2024							2123						
Norwich (NRW) a		2013			2038				2109			2137						
Manea (MNE) d																2109		
March (MCH) d	1931							2031								2116		
Whittlesea (WLE) d																2128		
Peterborough (PBO) 8 a	1949							2049								2138	2142	

Operator Train ID Days of operation/Notes 1st Class/Reservations/Bus	LE 1K92 1	GN 1T62 1	LE 2H60 1	EM 1L17 F ◇	GN 1T64 1	LE 2H62 1	GN 1T66 1	LE 1K96 1	LE 2H64 1	GN 1T68 1	GN 1T70 1	LE 2H68 1	GN 1T72 1
London Liverpool Street (LST) 15 d			2028			2058			2128			2228	
London Kings Cross (KGX) 15 d		2042			2112		2142			2212	2242		2312
Ipswich (IPS) d													
Stansted Airport (SSD) 4 d	2048							2210					
Audley End (AUD) d	2102		2130			2151		2224	2230			2330	
Whittlesford Parkway (WLF) d	2110		2140			2158		2232	2240			2340	
Cambridge (CBG) a	2120	2132	2151		2204	2208	2230	2243	2251	2304	2330	2351	0004
Cambridge (CBG) d	2121	2135	2153		2205	2213	2235	2255	2259	2305	2335	2352	0008
Cambridge North (CMB) d	2125	2140	2158a		2210	2218a	2240	2259	2304a	2310	2340	2357a	0013
Waterbeach (WBC) d			2144			2214		2244		2314	2344		0017
Ely (ELY) 4 a	2136	2154			2225	2254	2311			2325	2354		0026
Ely (ELY) 4 d	2136	2155		2217			2255	2311			2355		0027
Littleport (LTP) d		2208c					2302				0002		0034
Downham Market (DOW) d		2217					2311				0011		0043
Watlington (WTG) d		2223					2317				0017		0049
Kings Lynn (KLN) a		2231					2325				0025		0057
Shippea Hill (SPP) d													
Lakenheath (LAK) d													
Brandon (BND) d	2153							2327					
Thetford (TTF) d	2202			2239				2336					
Harling Road (HRD) d													
Eccles Road (ECS) d													
Attleborough (ATL) d	2217			2253				2351					
Spooner Row (SPN) d													
Wymondham (WMD) d	2224			2300				2358					
Norwich (NRW) a	2238			2313				0012					
Manea (MNE) d													
March (MCH) d													
Whittlesea (WLE) d													
Peterborough (PBO) 8 a													

NOTES (see introductory pages for explanation of train operator codes and standard symbols)

- a Arrival time
- d Departure time
- c Arrives 6 minutes earlier
- f Arrives 3 minutes earlier
- A To Birmingham New Street, see table 54
- F From Liverpool Lime Street, see table 54
- J To Nottingham, see table 54

London, Stansted Airport and Cambridge to Ely, Kings Lynn, Norwich and Peterborough

Sundays

Operator Train ID Days of operation/Notes 1st Class/Reservations/Bus	LE 2K62	GN 1T10	LE 2H10	LE 2H12	GN 1T16	LE 2H14	LE 2H16	EM 1R56 A ◇	LE 2E74 B	EM 1L06 C ◇	LE 2K68	XC 1N51 D ◇	GN 1T20	LE 2H18	LE 2H20	EM 1R58 A ◇	LE 1K70	XC 1N53 D ◇	
London Liverpool Street (LST) 15 d			0742	0828		0857	0928							0957	1028				
London Kings Cross (KGX) 15 d		0754			0912								1012						
Ipswich (IPS) d									0955										
Stansted Airport (SSD) ← d	0818										1009	1027						1109	1127
Audley End (AUD) d	0833		0900	0923		1000	1023				1026			1100	1123			1126	
Whittlesford Parkway (WLF) d	0841		0910	0930		1010	1030				1034			1110	1130			1134	
Cambridge (CBG) a	0850	0858	0921	0940	0959	1021	1040				1044	1055	1059	1121	1140			1144	1155
Cambridge (CBG) d	0851	0904	0923	0941	1004	1023	1041				1050	1100	1104	1123	1141			1150	1200
Cambridge North (CMB) d	0855	0908	0928a	0947a	1008	1028a	1047a				1054		1108	1128a	1146a			1154	
Waterbeach (WBC) d			0912		1012								1112						
Ely (ELY) 4 a	0907	0922			1022				1051		1106	1114	1122					1206	1214
Ely (ELY) 4 d	0907	0922			1022			1048	1052	1058	1107	1115	1122			1150	1207	1215	
Littleport (LTP) d		0929			1029								1129						
Downham Market (DOW) d		0939			1039								1139						
Watlington (WTG) d		0944			1044								1144						
Kings Lynn (KLN) a		0953			1053								1153						
Shippea Hill (SPP) d																			
Lakenheath (LAK) d	0920										1120								
Brandon (BND) d	0926									1114	1126							1223	
Thetford (TTF) d	0934									1122	1134							1232	
Harling Road (HRD) d																			
Eccles Road (ECS) d																			
Attleborough (ATL) d	0949									1136	1149							1247	
Spooner Row (SPN) d																			
Wymondham (WMD) d	0957									1143	1157							1254	
Norwich (NRW) a	1013									1158	1213							1313	
Manea (MNE) d									1103										
March (MCH) d									1110				1131						1231
Whittlesea (WLE) d									1122										
Peterborough (PBO) 8 a								1120	1132				1149			1223		1249	









Operator Train ID Days of operation/Notes 1st Class/Reservations/Bus	GN 1T24	LE 2H22	LE 2H24	LE 2E76	LE 2K72	XC 1N55 D ◇	GN 1T28	LE 2H26	LE 2H28	EM 1L07 E ◇	LE 1K74	XC 1N57 D ◇	EM 1L08 E ◇	GN 1T32	LE 2H30	LE 2H32	EM 1R64 A ◇	LE 2E78	
London Liverpool Street (LST) 15 d		1057	1128					1157	1228							1257	1328		
London Kings Cross (KGX) 15 d	1112						1212							1312					
Ipswich (IPS) d				1155															1355
Stansted Airport (SSD) ← d					1209	1227					1309	1327							
Audley End (AUD) d		1200	1223		1226			1300	1323		1326				1400	1423			
Whittlesford Parkway (WLF) d		1210	1230		1234			1310	1330		1334				1410	1430			
Cambridge (CBG) a	1159	1221	1240		1244	1255	1259	1321	1340		1344	1355		1359	1421	1440			
Cambridge (CBG) d	1204	1223	1241		1250	1300	1304	1323	1341		1350	1400		1404	1423	1441			
Cambridge North (CMB) d	1208	1228a	1247a		1254		1308	1328a	1347a		1354			1408	1428a	1447a			
Waterbeach (WBC) d		1212												1412					
Ely (ELY) 4 a	1222			1253	1306	1314	1322			1406	1414			1422					1453
Ely (ELY) 4 d	1222			1254	1307	1315	1322			1332	1407	1415	1420	1423			1442	1454	
Littleport (LTP) d	1229						1329							1430					
Downham Market (DOW) d	1239						1339							1439					
Watlington (WTG) d	1244						1344							1445					
Kings Lynn (KLN) a	1253						1353							1453					
Shippea Hill (SPP) d																			
Lakenheath (LAK) d					1320														
Brandon (BND) d					1326						1423		1436						
Thetford (TTF) d					1334					1353	1432		1445						
Harling Road (HRD) d																			
Eccles Road (ECS) d																			
Attleborough (ATL) d					1349						1447		1459						
Spooner Row (SPN) d																			
Wymondham (WMD) d					1357						1454		1508						
Norwich (NRW) a					1413					1424	1513		1523						
Manea (MNE) d				1305															1505
March (MCH) d				1312		1331						1431							1512
Whittlesea (WLE) d				1324															1524
Peterborough (PBO) 8 a				1334		1349						1449					1514	1534	









NOTES (see introductory pages for explanation of train operator codes and standard symbols)

- a Arrival time
- d Departure time
- A To Liverpool Lime Street, see table 54
- B From Colchester, see table 6
- C From Nottingham, see table 54
- D To Birmingham New Street, see table 54
- E From Sheffield, see table 54

London, Stansted Airport and Cambridge to Ely, Kings Lynn, Norwich and Peterborough

Sundays

Operator Train ID Days of operation/Notes 1st Class/Reservations/Bus Catering facilities	LE 1K76	XC 1N59 D D	GN 1T36	LE 2H34	LE 2H36	EM 1L09 E D	EM 1R68 A D	LE 2K78	XC 1N61 D D	GN 1T40	LE 2H38	LE 2H40	EM 1L10 F D	LE 2E80	LE 1K80	XC 1N63 D D	GN 1T44	LE 2H42
London Liverpool Street (LST)   d				1357	1428						1457	1528						1557
London Kings Cross (KGX)   d			1412							1512							1612	
Ipswich (IPS) d													1555					
Stansted Airport (SSD)  d	1409	1427						1509	1527						1609	1627		
Audley End (AUD) d	1426			1500	1523			1526			1600	1623			1626			1700
Whittlesford Parkway (WLF) d	1434			1510	1530			1534			1610	1630			1634			1710
Cambridge (CBG) a	1444	1455	1459	1521	1540			1544	1555	1559	1621	1640			1644	1655	1659	1721
Cambridge (CBG) d	1450	1500	1504	1523	1541			1550	1600	1604	1623	1641			1650	1700	1704	1723
Cambridge North (CMB) d	1454		1508	1528a	1547a			1554		1608	1628a	1647a			1654		1708	1728a
Waterbeach (WBC) d			1512							1612								1712
Ely (ELY)  a	1506	1514	1522					1606	1614	1622			1653	1706	1714			1722
Ely (ELY)  d	1507	1515	1523			1529	1547	1607	1615	1622			1634	1654	1707	1715		1722
Littleport (LTP) d			1530							1629								1729
Downham Market (DOW) d			1539							1639								1739
Watlington (WTG) d			1545							1644								1744
Kings Lynn (KLN) a			1553							1653								1753
Shippea Hill (SPP) d																		
Lakenheath (LAK) d								1620										
Brandon (BND) d	1523							1626							1723			
Thetford (TTF) d	1532					1550		1634				1655		1732				
Harling Road (HRD) d																		
Eccles Road (ECS) d																		
Attleborough (ATL) d	1547							1649							1747			
Spooner Row (SPN) d																		
Wymondham (WMD) d	1554							1657							1754			
Norwich (NRW) a	1613					1623		1713					1725	1813				
Manea (MNE) d													1705					
March (MCH) d		1531					1604		1631				1712		1731			
Whittlesea (WLE) d													1724					
Peterborough (PBO)  a		1549					1621		1649				1734		1749			

Operator Train ID Days of operation/Notes 1st Class/Reservations/Bus Catering facilities	LE 2H44	EM 1L11 G D	EM 1M82 H D	LE 1K82	XC 1N65 D D	GN 1T48	LE 2H46	LE 2H48	EM 1L12 G D	EM 1R74 J D	LE 2E82	LE 1K84	XC 1N67 D D	GN 1T52	LE 2H50	LE 2H52	EM 1L13 G D	EM 1R76 J D
London Liverpool Street (LST)   d	1628						1657	1728							1757	1828		
London Kings Cross (KGX)   d						1712								1812				
Ipswich (IPS) d											1755							
Stansted Airport (SSD)  d				1709	1727							1809	1827					
Audley End (AUD) d	1723			1726			1800	1823				1826			1900	1923		
Whittlesford Parkway (WLF) d	1730			1734			1810	1830				1834			1910	1930		
Cambridge (CBG) a	1740			1744	1755	1759	1821	1840				1844	1855	1859	1921	1940		
Cambridge (CBG) d	1741			1750	1800	1804	1823	1841				1850	1900	1904	1923	1941		
Cambridge North (CMB) d	1747a			1754		1808	1828a	1847a				1854		1908	1928a	1947a		
Waterbeach (WBC) d						1812								1912				
Ely (ELY)  a				1806	1814	1822					1853	1906	1914	1922				
Ely (ELY)  d		1728	1749	1807	1815	1822		1834	1848	1854	1907	1915	1922				1930	1949
Littleport (LTP) d						1829								1929				
Downham Market (DOW) d						1839								1939				
Watlington (WTG) d						1844								1944				
Kings Lynn (KLN) a						1853								1953				
Shippea Hill (SPP) d																		
Lakenheath (LAK) d																		
Brandon (BND) d				1823								1923						
Thetford (TTF) d		1749		1832				1855				1932					1951	
Harling Road (HRD) d																		
Eccles Road (ECS) d																		
Attleborough (ATL) d				1847								1947						
Spooner Row (SPN) d																		
Wymondham (WMD) d				1854								1954						
Norwich (NRW) a		1823		1913				1925				2013					2024	
Manea (MNE) d											1905							
March (MCH) d					1831						1912		1931					
Whittlesea (WLE) d											1924							
Peterborough (PBO)  a			1821		1849				1920	1934		1949						2023

NOTES (see introductory pages for explanation of train operator codes and standard symbols)

- | | | | |
|---|--|---|--|
| a | Arrival time | F | From Manchester Piccadilly, see table 54 |
| d | Departure time | G | From Liverpool Lime Street, see table 54 |
| A | To Liverpool Lime Street, see table 54 | H | To Manchester Piccadilly, see table 54 |
| D | To Birmingham New Street, see table 54 | J | To Nottingham, see table 54 |
| E | From Sheffield, see table 54 | | |

London, Stansted Airport and Cambridge to Ely, Kings Lynn, Norwich and Peterborough

Sundays

Operator Train ID Days of operation/Notes 1st Class/Reservations/Bus	LE 1K88	XC 1N69 D ◇	GN 1T56 □	LE 2H54	LE 2H56	EM 1L14 G ◇	LE 1K90	GN 1T60 □	LE 2H58	EM 1R78 J ◇	LE 1K92	EM 1L16 G ◇	GN 1T64 □	LE 2H62	GN 1T68 □	LE 2H66	GN 1T72 □
London Liverpool Street (LST) d				1857	1928				1957					2057		2157	
London Kings Cross (KGX) d			1912					2012					2112		2212		2312
Ipswich (IPS) d																	
Stansted Airport (SSD) d	1909	1927					2009				2119						
Audley End (AUD) d	1926			2000	2023		2026		2100		2133			2200		2300	
Whittlesford Parkway (WLF) d	1934			2010	2030		2034		2110		2141			2210		2310	
Cambridge (CBG) a	1944	1955	2001	2021	2040		2044	2059	2121		2150		2159	2221	2259	2323	0003
Cambridge (CBG) d	1950	2000	2004	2023	2041		2048	2104	2123		2151		2204	2226	2304	2325	0006
Cambridge North (CMB) d	1954		2008	2028a	2047a		2053	2108	2128a		2156		2208	2231a	2308	2330a	0010
Waterbeach (WBC) d			2012					2112					2212		2312		0014
Ely (ELY) a	2006	2014	2022				2104	2122			2207		2222		2322		0024
Ely (ELY) d	2007	2015	2022			2035	2105	2122		2145	2208	2220	2223		2322		0024
Littleport (LTP) d			2029					2129					2230		2329		0031
Downham Market (DOW) d			2039					2139					2239		2339		0041
Watlington (WTG) d			2044					2144					2245		2344		0046
Kings Lynn (KLN) a			2053					2153					2253		2353		0055
Shippea Hill (SPP) d																	
Lakenheath (LAK) d																	
Brandon (BND) d	2023						2121				2224						
Thetford (TTF) d	2032					2056	2129				2232	2241					
Harling Road (HRD) d																	
Eccles Road (ECS) d																	
Attleborough (ATL) d	2047					2110	2144				2247	2255					
Spooner Row (SPN) d																	
Wymondham (WMD) d	2054					2117	2152				2255	2302					
Norwich (NRW) a	2110					2132	2207				2313	2317					
Manea (MNE) d																	
March (MCH) d		2031															
Whittlesea (WLE) d																	
Peterborough (PBO) a		2049								2217							

NOTES (see introductory pages for explanation of train operator codes and standard symbols)

- a Arrival time
- d Departure time
- D To Birmingham New Street, see table 54
- G From Liverpool Lime Street, see table 54
- J To Nottingham, see table 54

Peterborough, Norwich, Kings Lynn and Ely to Cambridge, Stansted Airport and London

Mondays to Fridays

Operator Train ID Days of operation/Notes 1st Class/Reservations/Bus	GN 1T01	LE 1H83	GN 1T05	LE 1K55	GN 1T07	EM 1R60 A ◇	LE 1H87	EM 1L01 B ◇	GN 1T09	LE 2H13	LE 1K59	EM 1R62 A ◇	GN 1T11	XC 1L26 C ◇	LE 2H15	EM 1L02 B ◇	GN 1T13	LE 1K61	
Peterborough (PBO)	8 d							0627						0713		0739			
Whittlesea (WLE)	d													0721					
March (MCH)	d							0643						0732		0754			
Manea (MNE)	d													0739					
Norwich (NRW)	d			0533		0549					0633	0651						0729	
Wymondham (WMD)	d			0545		0601					0645							0741	
Spooner Row (SPN)	d																		
Attleborough (ATL)	d			0552		0609					0652							0748	
Eccles Road (ECS)	d																		
Harling Road (HRD)	d																		
Thetford (TTF)	d			0606		0623					0706	0719						0802	
Brandon (BND)	d			0614							0714							0810	
Lakenheath (LAK)	d																		
Shippea Hill (SPP)	d																		
Kings Lynn (KLN)	d	0443	0517	0539		0610		0618		0641			0710					0748	
Watlington (WTG)	d	0450	0524	0546		0617		0626		0648			0718					0755	
Downham Market (DOW)	d	0457	0531	0553		0625		0635		0655			0725					0802	
Littleport (LTP)	d	0507	0541	0603		0634		0644		0704			0734					0812	
Ely (ELY)	4 a	0515	0549	0611	0631	0642	0645	0652	0701	0713		0731	0741	0744	0753		0812	0824	0827
Ely (ELY)	4 d	0516	0550	0613	0632	0642		0653		0714	0729	0733		0744	0753	0800		0825	0828
Waterbeach (WBC)	d	0526	0559	0623		0652		0702		0724			0754		0809			0834	0838
Cambridge North (CMB)	d	0532	0604	0628	0644	0657		0707		0729	0741	0747	0759		0814			0840	0844
Cambridge (CBG)	a	0538	0611	0634	0652	0703		0712		0734	0747	0753	0804	0808	0820			0845	0851
Cambridge (CBG)	d	0540	0618	0640		0709		0717		0739	0750		0809	0811	0821			0850	
Whittlesford Parkway (WLF)	a		0625			0725		0733			0800				0831				
Audley End (AUD)	a		0633								0810				0839				
Stansted Airport (SSD)	4 a													0841					
Ipswich (IPS)	a																		
London Kings Cross (KGX)	4 a	0633		0733		0803			0833				0903					0948	
London Liverpool Street (LST)	4 a		0725				0825			0920					0950				

Operator Train ID Days of operation/Notes 1st Class/Reservations/Bus Catering facilities	LE 2L71	GN 1T15	EM 1R64 A ◇	XC 1L28 C ◇	LE 2H19	GN 1T17	EM 1L04 B ◇	LE 1K65	EM 1R66 A ◇	LE 2H21	GN 1T19	XC 1L30 C ◇	EM 1L05 D ◇	LE 2H23	GN 1T21	LE 1K67	LE 2L73	EM 1R68 A ◇
Peterborough (PBO)	8 d	0750		0819			0841					0919	0941					0950
Whittlesea (WLE)	d	0758																0958
March (MCH)	d	0809		0834								0934						1009
Manea (MNE)	d	0817																1017
Norwich (NRW)	d			0755				0833	0856							0927		0955
Wymondham (WMD)	d							0845								0939		
Spooner Row (SPN)	d																	
Attleborough (ATL)	d							0852								0946		
Eccles Road (ECS)	d																	
Harling Road (HRD)	d																	
Thetford (TTF)	d			0824				0906	0923							1000		1023
Brandon (BND)	d							0914								1008		
Lakenheath (LAK)	d																	
Shippea Hill (SPP)	d																	
Kings Lynn (KLN)	d					0844									0946			
Watlington (WTG)	d					0851									0953			
Downham Market (DOW)	d					0858									1000			
Littleport (LTP)	d					0908									1009			
Ely (ELY)	4 a	0830		0848	0853	0916	0919	0931	0945			0952	1014		1017	1027	1031	1045
Ely (ELY)	4 d	0831	0845		0854	0917		0932			0947	0954			1018	1027	1032	
Waterbeach (WBC)	d		0855			0926					0957				1027			
Cambridge North (CMB)	d		0900			0911	0931		0944	0953	1002			1014	1033	1039		
Cambridge (CBG)	a		0905		0913	0918	0936		0950	0958	1007	1010		1019	1038	1045		
Cambridge (CBG)	d		0909		0914	0920	0942		0951	1003	1014	1011		1020	1044	1048		
Whittlesford Parkway (WLF)	a					0930			0958	1011				1030		1055		
Audley End (AUD)	a					0940			1007	1019				1040		1105		
Stansted Airport (SSD)	4 a				0944				1024			1041				1124		
Ipswich (IPS)	a	0926																1128
London Kings Cross (KGX)	4 a		1004			1033					1105				1132			
London Liverpool Street (LST)	4 a				1045					1115				1145				

NOTES (see introductory pages for explanation of train operator codes and standard symbols)

- a Arrival time
- d Departure time
- A To Liverpool Lime Street, see table 54
- B From Nottingham, see table 54
- C From Birmingham New Street, see table 54
- D From Sheffield, see table 54

Peterborough, Norwich, Kings Lynn and Ely to Cambridge, Stansted Airport and London

Mondays to Fridays

Operator Train ID Days of operation/Notes 1st Class/Reservations/Bus Catering facilities	LE 2H25	XC 1L98 E 1◇	GN 1T23	LE 2H27	GN 1T25	EM 1L06 F ◇	LE 1K71	EM 1R70 A ◇	LE 2H29	XC 1L34 C 1◇ ⚡	GN 1T27	EM 1L07 F ◇	LE 2H31	GN 1T29	LE 1K73	LE 2L75	EM 1R72 A ◇	LE 2H33	
Peterborough (PBO)	8 d	1012				1045				1116		1141						1150	
Whittlesea (WLE)	d																	1158	
March (MCH)	d	1028								1131								1209	
Manea (MNE)	d	1036																1217	
Norwich (NRW)	d						1033	1057										1127	1156
Wymondham (WMD)	d						1045											1139	
Spooner Row (SPN)	d																		
Attleborough (ATL)	d						1052									1146			
Eccles Road (ECS)	d																		
Harling Road (HRD)	d																		
Thetford (TTF)	d						1106	1124										1200	1223
Brandon (BND)	d						1114											1208	
Lakenheath (LAK)	d																		
Shippea Hill (SPP)	d																		
Kings Lynn (KLN)	d					1044												1144	
Wattlington (WTG)	d					1051												1151	
Downham Market (DOW)	d					1058												1158	
Littleport (LTP)	d					1108												1208	
Ely (ELY)	4 a	1049				1116	1119	1131	1146		1149	1213		1216	1226	1231	1246		
Ely (ELY)	4 d	1050	1053			1117		1131			1150	1153		1217	1227	1232			
Waterbeach (WBC)	d		1103			1126					1203			1227					
Cambridge North (CMB)	d	1053		1108	1113	1132		1144		1153			1213	1232	1240				1252
Cambridge (CBG)	a	1059	1105	1112	1119	1137		1149		1159	1205	1212		1219	1237	1244			1257
Cambridge (CBG)	d	1103	1111	1114	1120	1144		1150		1203	1211	1214		1220	1244	1248			1303
Whittlesford Parkway (WLF)	a	1111			1130			1158		1211				1230		1256			1311
Audley End (AUD)	a	1119			1140			1206		1219				1240		1305			1319
Stansted Airport (SSD)	← a	1141						1224						1241		1324			
Ipswich (IPS)	a																		1328
London Kings Cross (KGX)	↻ 15 a			1203		1234						1303			1333				
London Liverpool Street (LST)	↻ 15 a	1215			1245					1315				1345					1415

Operator Train ID Days of operation/Notes 1st Class/Reservations/Bus Catering facilities	XC 1L36 C 1◇ ⚡	GN 1T31	EM 1L08 B ◇	LE 2H35	GN 1T33	LE 1K77	EM 1R74 A ◇	LE 2H37	XC 1L38 C 1◇ ⚡	GN 1T35	EM 1L09 F ◇	LE 2H39	GN 1T37	LE 1K79	LE 2L77	EM 1R76 A ◇	LE 2H41	XC 1L40 C 1◇ ⚡	
Peterborough (PBO)	8 d	1215		1243					1316		1341							1350	1416
Whittlesea (WLE)	d																	1358	
March (MCH)	d	1230							1331									1409	1431
Manea (MNE)	d																	1417	
Norwich (NRW)	d					1229	1257							1327		1356			
Wymondham (WMD)	d					1241								1339					
Spooner Row (SPN)	d																		
Attleborough (ATL)	d					1248								1346					
Eccles Road (ECS)	d																		
Harling Road (HRD)	d																		
Thetford (TTF)	d					1302	1324							1400		1423			
Brandon (BND)	d					1310								1408					
Lakenheath (LAK)	d																		
Shippea Hill (SPP)	d																		
Kings Lynn (KLN)	d					1244								1344					
Wattlington (WTG)	d					1251								1351					
Downham Market (DOW)	d					1258								1358					
Littleport (LTP)	d					1308								1408					
Ely (ELY)	4 a	1248		1315		1318	1328	1346		1350	1413		1416	1425	1431	1445			1449
Ely (ELY)	4 d	1250	1253			1318	1328		1350	1354			1417	1426	1431				1450
Waterbeach (WBC)	d		1303			1328				1404			1426						
Cambridge North (CMB)	d		1308		1313	1333	1344c		1353	1409		1413	1432	1438				1453	
Cambridge (CBG)	a	1305	1312		1318	1337	1349		1359	1405	1413		1419	1437	1444			1459	1505
Cambridge (CBG)	d	1311	1314		1320	1344	1350		1403	1411	1414		1420	1444	1448			1503	1511
Whittlesford Parkway (WLF)	a				1330		1358		1411				1430	1455				1511	
Audley End (AUD)	a				1340		1406		1419				1440	1505				1519	
Stansted Airport (SSD)	← a	1341					1424			1441				1524					1541
Ipswich (IPS)	a																		1528
London Kings Cross (KGX)	↻ 15 a		1403			1433				1502			1533						
London Liverpool Street (LST)	↻ 15 a				1445				1515				1545						1615

NOTES (see introductory pages for explanation of train operator codes and standard symbols)

- a Arrival time
- d Departure time
- c Arrives 4 minutes earlier
- A To Liverpool Lime Street, see table 54
- B From Nottingham, see table 54
- C From Birmingham New Street, see table 54
- E From Bristol Temple Meads, see table 54
- F From Liverpool Lime Street, see table 54

Peterborough, Norwich, Kings Lynn and Ely to Cambridge, Stansted Airport and London

Mondays to Fridays

Operator Train ID Days of operation/Notes 1st Class/Reservations/Bus Catering facilities	GN 1T39	EM 1L10 F ◇	LE 2H43	GN 1T41	LE 1K81	EM 1R78 A ◇	LE 2H45	XC 1L42 C ◇	GN 1T43	EM 1L11 F ◇	LE 2H47	GN 1T45	LE 1K83	LE 2H49	LE 2L79	GN 1T47	EM 1R80 A ◇	XC 1L44 C ◇
Peterborough (PBO)	8	d	1441					1516		1541					1550			1620
Whittlesea (WLE)		d													1558			
March (MCH)		d						1531							1609			1635
Manea (MNE)		d													1617			
Norwich (NRW)		d			1427	1457							1527				1548	
Wymondham (WMD)		d			1439								1539					
Spooner Row (SPN)		d																
Attleborough (ATL)		d			1446								1546				1605	
Eccles Road (ECS)		d															1610	
Harling Road (HRD)		d															1614	
Thetford (TTF)		d			1500	1524							1600				1623	
Brandon (BND)		d			1508								1608					
Lakenheath (LAK)		d																
Shippea Hill (SPP)		d																
Kings Lynn (KLN)		d			1444							1544						
Watlington (WTG)		d			1451							1551						
Downham Market (DOW)		d			1458							1558						
Littleport (LTP)		d			1508							1608						
Ely (ELY)	4	a	1514		1517	1527	1546		1549		1614	1617	1627		1631		1645	1653
Ely (ELY)	4	d	1453		1518	1527		1550	1553		1617	1627	1627		1631	1642		1654
Waterbeach (WBC)		d	1503		1527				1603			1627					1652	
Cambridge North (CMB)		d	1508		1513	1532	1539	1543	1608		1613	1632	1639	1643			1657	
Cambridge (CBG)		a	1512		1519	1537	1545	1548	1605	1613	1619	1637	1645	1649			1702	1709
Cambridge (CBG)		d	1514		1520	1544	1547	1550	1611	1614	1620	1644	1647	1650		1708		1711
Whittlesford Parkway (WLF)		a			1530		1555	1600			1630		1655	1700				
Audley End (AUD)		a			1540		1604	1610			1640		1704	1710				
Stansted Airport (SSD)	←	a				1624			1641				1724					1741
Ipswich (IPS)		a													1729			
London Kings Cross (KGX)	←	a	1603		1633				1706			1733					1803	
London Liverpool Street (LST)	←	a			1646			1716			1744			1816				

Operator Train ID Days of operation/Notes 1st Class/Reservations/Bus	LE 2H51	GN 1T49	LE 2K85	GN 1T51	EM 1M82 G ◇	XC 1L46 C ◇	GN 1T53	EM 1L13 F ◇	LE 2H57	LE 2L81	LE 2K89	EM 1R84 H ◇	XC 1L48 C ◇	GN 1T55	LE 2H59	GN 1T57	EM 1L14 F ◇	LE 1K91	
Peterborough (PBO)	8	d				1716		1743		1750			1813				1845		
Whittlesea (WLE)		d				1724				1758									
March (MCH)		d				1735				1809			1828				1901		
Manea (MNE)		d				1742				1817			1836						
Norwich (NRW)		d		1627		1656					1727	1750						1823	
Wymondham (WMD)		d		1639		1709					1739	1803						1835	
Spooner Row (SPN)		d		1643															
Attleborough (ATL)		d		1648							1747	1810						1842	
Eccles Road (ECS)		d									1752								
Harling Road (HRD)		d									1757								
Thetford (TTF)		d		1702		1727					1807	1824						1856	
Brandon (BND)		d		1710							1815							1905	
Lakenheath (LAK)		d																	
Shippea Hill (SPP)		d																	
Kings Lynn (KLN)		d	1644		1716			1740									1844		
Watlington (WTG)		d	1651					1747									1851		
Downham Market (DOW)		d	1658		1728			1754									1858		
Littleport (LTP)		d	1708		1737			1804									1908		
Ely (ELY)	4	a	1717	1727	1745	1749	1756	1814	1817		1831	1835	1846	1849			1916	1919	1926
Ely (ELY)	4	d	1717	1728	1746		1757	1815			1831	1837		1850	1853		1918		1926
Waterbeach (WBC)		d	1727		1755			1825						1903			1927		
Cambridge North (CMB)		d	1713	1732	1739	1800		1831		1842		1849		1908	1914	1932		1938	
Cambridge (CBG)		a	1719	1736	1747	1805		1812	1836	1848		1857		1905	1913	1920	1937	1945	
Cambridge (CBG)		d	1720	1742		1808		1817	1844		1850		1911	1914	1921	1944			
Whittlesford Parkway (WLF)		a	1730					1900							1930				
Audley End (AUD)		a	1740					1910							1940				
Stansted Airport (SSD)	←	a				1854							1941						
Ipswich (IPS)		a								1928									
London Kings Cross (KGX)	←	a	1833		1903			1933						2003			2033		
London Liverpool Street (LST)	←	a	1846						2015						2045				

NOTES (see introductory pages for explanation of train operator codes and standard symbols)

- a Arrival time
- d Departure time
- A To Liverpool Lime Street, see table 54
- C From Birmingham New Street, see table 54
- F From Liverpool Lime Street, see table 54
- G To Manchester Piccadilly, see table 54
- H To Sheffield, see table 54

Peterborough, Norwich, Kings Lynn and Ely to Cambridge, Stansted Airport and London

Mondays to Fridays

Operator	Train ID	XC 1L49 C	LE 2H61	GN 1T59	XC 1L50 C	GN 1T59	LE 2H63	GN 1T61	EM 1L15 F	LE 1K93	LE 2L83 J	LE 2H65	XC 1L52 C	GN 1T63	EM 1R88 K	LE 2H67	GN 1T65	LE 2H69	XC 1L54 C
Days of operation/Notes	1st Class/Reservations/Bus	□◇		□	□◇	□	□	□	◇		J		□◇	□	◇		□		□◇
Peterborough (PBO)	8 d	1900			1916				1942				1950						2116
Whittlesea (WLE)	d												1958						
March (MCH)	d	1915			1931								2009						2131
Manea (MNE)	d												2017						
Norwich (NRW)	d									1927					2008				
Wymondham (WMD)	d									1939									
Spooner Row (SPN)	d																		
Attleborough (ATL)	d									1946									
Eccles Road (ECS)	d																		
Harling Road (HRD)	d																		
Thetford (TTF)	d									2000					2035				
Brandon (BND)	d									2008									
Lakenheath (LAK)	d																		
Shippea Hill (SPP)	d																		
Kings Lynn (KLN)	d							1940									2044		
Watlington (WTG)	d							1947									2051		
Downham Market (DOW)	d							1954									2058		
Littleport (LTP)	d							2004									2108		
Ely (ELY)	4 a	1935			1951			2012	2015	2027	2031		2049		2057		2116		2149
Ely (ELY)	4 d	1935		1945	1954			2017		2028	2032		2051	2054			2117		2150
Waterbeach (WBC)	d			1955				2026					2104				2126		
Cambridge North (CMB)	d		1952	2000			2013	2032		2039		2053		2109		2113	2132	2153	
Cambridge (CBG)	a	1951	1958	2006	2009	←	2019	2038		2045		2059	2106	2113		2118	2137	2159	2205
Cambridge (CBG)	d		2003	2014	2011	2014	2020	2044		2048		2102	2111	2114		2120	2144	2203	2211
Whittlesford Parkway (WLF)	a		2011	→			2030			2055		2111				2130		2211	
Audley End (AUD)	a		2019				2040			2105		2119				2140		2219	
Stansted Airport (SSD)	← a				2041					2124			2141						2241
Ipswich (IPS)	a										2128								
London Kings Cross (KGX)	↻ 15 a					2103		2133						2203			2233		
London Liverpool Street (LST)	↻ 15 a		2115				2145					2215				2245		2315	

Operator	Train ID	GN 1T67	LE 2H91 FX	LE 2H71 FO	LE 1K95	EM 1L17 F	GN 1T69	LE 2L85 J	LE 2H73	GN 1T71	XC 1L56 C	GN 2T73	LE 1K97
Days of operation/Notes	1st Class/Reservations/Bus	□	FX	FO		◇	□	J		□	□◇	□	
Peterborough (PBO)	8 d					2140		2146			2219		
Whittlesea (WLE)	d							2154					
March (MCH)	d							2205			2234		
Manea (MNE)	d							2213					
Norwich (NRW)	d				2112								2240
Wymondham (WMD)	d				2124								2252
Spooner Row (SPN)	d												
Attleborough (ATL)	d				2131								2259
Eccles Road (ECS)	d												
Harling Road (HRD)	d												
Thetford (TTF)	d				2145								2313
Brandon (BND)	d				2153								2321
Lakenheath (LAK)	d												
Shippea Hill (SPP)	d												
Kings Lynn (KLN)	d					2144						2244	
Watlington (WTG)	d					2151						2251	
Downham Market (DOW)	d					2158						2258	
Littleport (LTP)	d					2208						2308	
Ely (ELY)	4 a				2210	2213	2216	2226			2252	2316	2338
Ely (ELY)	4 d	2153			2212		2217	2227		2246	2253	2316	2338
Waterbeach (WBC)	d	2203					2227			2256		2326	
Cambridge North (CMB)	d	2208	2210	2213	2225		2232		2243	2301		2331	2351
Cambridge (CBG)	a	2212	2215	2219	2232		2237		2248	2306	2309	2336	2358
Cambridge (CBG)	d	2214		2220			2244		2250	2314			
Whittlesford Parkway (WLF)	a			2231					2300				
Audley End (AUD)	a			2241					2310				
Stansted Airport (SSD)	← a												
Ipswich (IPS)	a						2322						
London Kings Cross (KGX)	↻ 15 a	2303				2334				0008			
London Liverpool Street (LST)	↻ 15 a			2348					0018				

NOTES (see introductory pages for explanation of train operator codes and standard symbols)

- a Arrival time
- d Departure time
- C From Birmingham New Street, see table 54
- F From Liverpool Lime Street, see table 54
- J To Colchester, see table 6
- K To Nottingham, see table 54
- FO Fridays only

FX Not Fridays

Peterborough, Norwich, Kings Lynn and Ely to Cambridge, Stansted Airport and London

Saturdays

Operator Train ID Days of operation/Notes 1st Class/Reservations/Bus	GN 1T01	GN 1T03	LE 2H07	GN 1T05	LE 1K55	EM 1R60 A ◇	GN 1T07	EM 1L01 B ◇	LE 2H11	GN 1T09	LE 1K59	EM 1R62 A ◇	LE 2H13	GN 1T11	XC 1L26 C ◇	GN 1T11	EM 1L02 B ◇	LE 2H15
Peterborough (PBO)	8	d						0628							0713		0737	
Whittlesea (WLE)		d													0721			
March (MCH)		d						0644							0732		0755	
Manea (MNE)		d													0739			
Norwich (NRW)		d			0527	0548					0627	0651						
Wymondham (WMD)		d			0539	0600					0639							
Spooner Row (SPN)		d																
Attleborough (ATL)		d			0546	0608					0646							
Eccles Road (ECS)		d																
Harling Road (HRD)		d																
Thetford (TTF)		d			0600	0622					0700	0719						
Brandon (BND)		d			0608						0708							
Lakenheath (LAK)		d																
Shippea Hill (SPP)		d																
Kings Lynn (KLN)		d		0544						0644								
Watlington (WTG)		d		0551						0651								
Downham Market (DOW)		d		0558						0658								
Littleport (LTP)		d		0608						0708								
Ely (ELY)	4	a		0616	0626	0644		0704		0716	0725	0741			0753		0814	
Ely (ELY)	4	d	0517	0553	0617	0627	0653			0717	0727			0747	0753			
Waterbeach (WBC)		d	0526	0603	0626		0703			0726				0757				
Cambridge North (CMB)		d	0531	0608	0613	0632	0639	0708	0713	0732	0739		0753	0802				0813
Cambridge (CBG)		a	0536	0612	0618	0637	0647	0712	0719	0737	0744		0759	0806	0809	←		0819
Cambridge (CBG)		d	0537	0614	0620	0644	0651	0714	0720	0744	0748		0803	0814	0811	0814		0820
Whittlesford Parkway (WLF)		a		0630	0659		0730		0730	0756			0811	←				0830
Audley End (AUD)		a		0640	0707		0740		0740	0805			0819					0840
Stansted Airport (SSD)	←	a			0724					0824					0841			
Ipswich (IPS)		a																
London Kings Cross (KGX)	↻ 15	a	0633	0703	0733		0803			0833						0903		
London Liverpool Street (LST)	↻ 15	a		0745					0845				0915					0945

Operator Train ID Days of operation/Notes 1st Class/Reservations/Bus Catering facilities	GN 1T13	LE 1K61	LE 2L71	EM 1R64 A ◇	LE 2H17	XC 1L28 C ◇	GN 1T15	LE 2H19	GN 1T17	LE 1K65	EM 1L04 B ◇	EM 1R66 A ◇	LE 2H21	XC 1L30 C ◇	GN 1T19	LE 2H23	GN 1T21	EM 1L05 D ◇
Peterborough (PBO)	8	d		0750		0816					0854			0916				0945
Whittlesea (WLE)		d		0758														
March (MCH)		d		0809		0831								0931				
Manea (MNE)		d		0817														
Norwich (NRW)		d	0727		0755					0827		0854						
Wymondham (WMD)		d	0739							0839								
Spooner Row (SPN)		d																
Attleborough (ATL)		d	0746							0846								
Eccles Road (ECS)		d																
Harling Road (HRD)		d																
Thetford (TTF)		d	0800		0823					0900		0922						
Brandon (BND)		d	0808							0908								
Lakenheath (LAK)		d																
Shippea Hill (SPP)		d																
Kings Lynn (KLN)		d	0744						0844						0919		0944	
Watlington (WTG)		d	0751						0851						0926		0951	
Downham Market (DOW)		d	0758						0858						0933		0958	
Littleport (LTP)		d	0808						0908						0942		1008	
Ely (ELY)	4	a	0817	0826	0831	0845	0849		0916	0925	0928	0944		0950	0953		1016	1019
Ely (ELY)	4	d	0817	0827	0831		0850	0853	0917	0927				0950	0954		1017	
Waterbeach (WBC)		d	0827				0903		0926						1003		1026	
Cambridge North (CMB)		d	0832	0839		0853	0908	0913	0932	0939			0953	1008	1013	1032		
Cambridge (CBG)		a	0837	0844		0859	0905	0912	0919	0937	0944		0959	1005	1013	1019	1037	
Cambridge (CBG)		d	0844	0848		0903	0911	0914	0920	0944	0948		1003	1011	1014	1020	1044	
Whittlesford Parkway (WLF)		a		0856		0911		0930	0956				1011			1030		
Audley End (AUD)		a		0905		0919		0940	1005				1019			1040		
Stansted Airport (SSD)	←	a		0924		0941			1024					1041				
Ipswich (IPS)		a		0926														
London Kings Cross (KGX)	↻ 15	a	0933				1003		1034						1103		1133	
London Liverpool Street (LST)	↻ 15	a			1015			1045					1115			1145		

NOTES (see introductory pages for explanation of train operator codes and standard symbols)

- a Arrival time
- d Departure time
- A To Liverpool Lime Street, see table 54
- B From Nottingham, see table 54
- C From Birmingham New Street, see table 54
- D From Sheffield, see table 54

Peterborough, Norwich, Kings Lynn and Ely to Cambridge, Stansted Airport and London

Saturdays

Operator Train ID Days of operation/Notes 1st Class/Reservations/Bus Catering facilities	LE 1K67	LE 2L73	EM 1R68 A ◇	LE 2H25	XC 1L00 E ◇	GN 1T23 F ◇	EM 1L06 F ◇	LE 2H27	GN 1T25 F ◇	LE 2K71	EM 1R70 A ◇	LE 2H29	XC 1L34 C ◇	GN 1T27 F ◇	EM 1L07 F ◇	LE 2H31	GN 1T29 F ◇	LE 1K73
Peterborough (PBO)	8	d	0950		1015		1040						1116		1141			
Whittlesea (WLE)		d	0958															
March (MCH)		d	1009		1030								1131					
Manea (MNE)		d	1017															
Norwich (NRW)		d	0927	0954						1027	1055							1127
Wymondham (WMD)		d	0939							1039								1139
Spooner Row (SPN)		d																
Attleborough (ATL)		d	0946							1046								1146
Eccles Road (ECS)		d																
Harling Road (HRD)		d																
Thetford (TTF)		d	1000	1022						1100	1123							1200
Brandon (BND)		d	1008							1108								1208
Lakenheath (LAK)		d								1113								
Shippea Hill (SPP)		d																
Kings Lynn (KLN)		d				1012			1045									1144
Watlington (WTG)		d				1020			1052									1151
Downham Market (DOW)		d				1028			1059									1158
Littleport (LTP)		d				1039			1108									1208
Ely (ELY)	4	a	1026	1031	1045	1048	1052	1113	1116	1127	1145		1149		1213		1216	1226
Ely (ELY)	4	d	1027	1031		1049	1053		1117	1127			1150	1153			1217	1227
Waterbeach (WBC)		d				1102			1126					1203				1226
Cambridge North (CMB)		d	1039		1053		1108	1113	1132	1140		1153		1208	1213	1232	1239	
Cambridge (CBG)		a	1044		1059	1104	1112	1119	1137	1145		1159	1205	1212	1219	1237	1244	
Cambridge (CBG)		d	1048		1103	1111	1114	1120	1144	1148		1203	1211	1214	1220	1244	1248	
Whittlesford Parkway (WLF)		a	1056		1111			1130	1146	1156		1211			1230		1256	
Audley End (AUD)		a	1105		1119			1140		1205		1219			1240		1305	
Stansted Airport (SSD)	←	a	1124			1141				1224			1241				1324	
Ipswich (IPS)		a		1128														
London Kings Cross (KGX)	↻	a				1205				1233				1303			1333	
London Liverpool Street (LST)	↻	a			1215				1245				1315			1345		

Operator Train ID Days of operation/Notes 1st Class/Reservations/Bus Catering facilities	LE 2L75	EM 1R72 A ◇	LE 2H33	XC 1L36 C ◇	GN 1T31 F ◇	LE 2H35	GN 1T33 F ◇	EM 1L08 B ◇	LE 1K77	EM 1R74 A ◇	LE 2H37	XC 1L38 C ◇	GN 1T35 F ◇	EM 1L09 F ◇	LE 2H39	GN 1T37 F ◇	LE 1K79	LE 2L77
Peterborough (PBO)	8	d	1150		1216			1244				1316		1339				1350
Whittlesea (WLE)		d	1158															1358
March (MCH)		d	1209		1232							1331						1409
Manea (MNE)		d	1217															1417
Norwich (NRW)		d		1155					1229	1255								1327
Wymondham (WMD)		d							1242									1339
Spooner Row (SPN)		d																
Attleborough (ATL)		d							1249									1346
Eccles Road (ECS)		d																
Harling Road (HRD)		d																
Thetford (TTF)		d		1223					1304	1323								1400
Brandon (BND)		d							1312									1408
Lakenheath (LAK)		d																
Shippea Hill (SPP)		d																
Kings Lynn (KLN)		d						1244										1344
Watlington (WTG)		d						1251										1351
Downham Market (DOW)		d						1258										1358
Littleport (LTP)		d						1308										1408
Ely (ELY)	4	a	1231	1245	1250		1316	1319	1331	1345		1349		1412		1416	1426	1431
Ely (ELY)	4	d	1232		1251	1254		1317		1331		1350	1353			1417	1427	1432
Waterbeach (WBC)		d				1304		1326					1403					1427
Cambridge North (CMB)		d		1253		1309	1313	1332		1344		1353		1408	1413	1432	1439	
Cambridge (CBG)		a		1259	1306	1313	1319	1337		1349		1359	1405	1412	1419	1437	1444	
Cambridge (CBG)		d		1303	1311	1314	1320	1344		1351		1403	1411	1414	1420	1444	1448	
Whittlesford Parkway (WLF)		a		1311			1330			1359		1411			1430		1456	
Audley End (AUD)		a		1319			1340			1407		1419			1440		1505	
Stansted Airport (SSD)	←	a			1341					1424		1441					1524	
Ipswich (IPS)		a	1327															1529
London Kings Cross (KGX)	↻	a				1403		1433					1503			1533		
London Liverpool Street (LST)	↻	a		1415			1445					1515			1545			

NOTES (see introductory pages for explanation of train operator codes and standard symbols)

- a Arrival time
- d Departure time
- A To Liverpool Lime Street, see table 54
- B From Nottingham, see table 54
- C From Birmingham New Street, see table 54
- E From Gloucester, see table 54
- F From Liverpool Lime Street, see table 54

Peterborough, Norwich, Kings Lynn and Ely to Cambridge, Stansted Airport and London

Saturdays

Operator Train ID Days of operation/Notes 1st Class/Reservations/Bus Catering facilities	EM 1R76 A ◇	LE 2H41	XC 1L40 C 1◇ ⌘	GN 1T39 1	EM 1L10 F ◇	LE 2H43	GN 1T41	LE 1K81	EM 1R78 A ◇	LE 2H45	XC 1L42 C 1◇ ⌘	GN 1T43 1	LE 2H47	GN 1T45 1	EM 1L11 F ◇	LE 2K83	LE 2L79	EM 1R80 A ◇
Peterborough (PBO)	8	d	1416		1441						1516				1546		1550	
Whittlesea (WLE)		d															1559	
March (MCH)		d	1431								1531						1610	
Manea (MNE)		d															1617	
Norwich (NRW)		d	1353						1427	1455							1520	1552
Wymondham (WMD)		d							1439								1532	
Spooner Row (SPN)		d																
Attleborough (ATL)		d						1446									1539	1609
Eccles Road (ECS)		d															1544	
Harling Road (HRD)		d															1548	
Thetford (TTF)		d	1421						1500	1523							1557	1623
Brandon (BND)		d							1508								1605	
Lakenheath (LAK)		d																
Shippea Hill (SPP)		d															1613	
Kings Lynn (KLN)		d						1444							1544			
Watlington (WTG)		d						1451							1551			
Downham Market (DOW)		d						1458							1558			
Littleport (LTP)		d						1508							1608			
Ely (ELY)	4	a	1445		1449	1514		1517	1528	1545		1549		1616	1619	1625	1631	1645
Ely (ELY)	4	d		1450	1453			1518	1528			1550	1553	1617		1627	1632	
Waterbeach (WBC)		d			1503			1528					1603	1626				
Cambridge North (CMB)		d	1453		1508		1513	1533	1541		1553		1608	1613	1632		1639	
Cambridge (CBG)		a	1459	1505	1512		1519	1538	1546		1559	1605	1612	1619	1637		1644	
Cambridge (CBG)		d	1503	1511	1514		1520	1544	1548		1603	1611	1614	1620	1644		1648	
Whittlesford Parkway (WLF)		a	1511				1530		1556		1611			1630			1656	
Audley End (AUD)		a	1519				1540		1605		1619			1640			1705	
Stansted Airport (SSD)	←	a		1541					1624		1641						1724	
Ipswich (IPS)		a																1728
London Kings Cross (KGX)	15	a			1603			1633					1703		1733			
London Liverpool Street (LST)	15	a	1615				1645				1715		1745					

Operator Train ID Days of operation/Notes 1st Class/Reservations/Bus Catering facilities	LE 2H49	XC 1L44 C 1◇ ⌘	GN 1T47 1	LE 2H51	GN 1T49 1	LE 1K85	EM 1M82 G ◇	LE 2H53	GN 1T51 1	XC 1L46 C 1◇ ⌘	LE 2H55	GN 1T53 1	EM 1L13 F ◇	LE 2K89	LE 2L81	EM 1R84 H ◇	LE 2H57	XC 1L48 C 1◇ ⌘
Peterborough (PBO)	8	d	1616							1716			1745		1750			1816
Whittlesea (WLE)		d								1724					1758			
March (MCH)		d	1631							1735					1809			1831
Manea (MNE)		d								1742					1817			
Norwich (NRW)		d				1627	1654							1720		1750		
Wymondham (WMD)		d				1639	1706							1732		1802		
Spooner Row (SPN)		d												1736				
Attleborough (ATL)		d				1646								1741		1809		
Eccles Road (ECS)		d												1746				
Harling Road (HRD)		d												1750				
Thetford (TTF)		d				1700	1724							1759		1823		
Brandon (BND)		d				1708								1807				
Lakenheath (LAK)		d																
Shippea Hill (SPP)		d																
Kings Lynn (KLN)		d				1644							1744					
Watlington (WTG)		d				1651							1751					
Downham Market (DOW)		d				1658							1758					
Littleport (LTP)		d				1708							1808					
Ely (ELY)	4	a	1649		1717	1726	1747			1756		1816	1819	1826	1831	1846		1849
Ely (ELY)	4	d	1650	1653	1718	1727			1753	1800		1817		1827	1832			1850
Waterbeach (WBC)		d		1703	1727				1803			1826						
Cambridge North (CMB)		d	1653		1708	1713	1732	1739	1753	1808		1813	1832	1839			1853	
Cambridge (CBG)		a	1659	1705	1712	1719	1737	1744	1759	1812	1815	1819	1837	1844			1859	1905
Cambridge (CBG)		d	1703	1711	1714	1720	1744	1748	1803	1814	1817	1820	1844	1848			1903	1911
Whittlesford Parkway (WLF)		a	1711			1730		1756	1811				1830	1856			1911	
Audley End (AUD)		a	1719			1740		1805	1819				1840	1905			1919	
Stansted Airport (SSD)	←	a	1741					1824		1852			1924					1941
Ipswich (IPS)		a													1927			
London Kings Cross (KGX)	15	a		1803		1833			1903			1935						
London Liverpool Street (LST)	15	a	1815		1845			1915		1945							2015	

NOTES (see introductory pages for explanation of train operator codes and standard symbols)

- a Arrival time
- d Departure time
- A To Liverpool Lime Street, see table 54
- C From Birmingham New Street, see table 54
- F From Liverpool Lime Street, see table 54
- G To Manchester Piccadilly, see table 54
- H To Sheffield, see table 54

Peterborough, Norwich, Kings Lynn and Ely to Cambridge, Stansted Airport and London

Saturdays

Operator Train ID Days of operation/Notes 1st Class/Reservations/Bus	GN	LE	GN	EM	LE	LE	XC	GN	EM	LE	GN	LE	LE	LE	XC	GN	EM	LE	
	1T55	2H59	1T57	1L14 F ◇	1K91	2H61	1L50 C ◇	1T59	1L15 F ◇	2H63	1T61	1K93	2L83 J	2H65	1L52 C ◇	1T63	1R88 K ◇	2H67	
Peterborough (PBO)	8	d			1845				1941					1950					2016
Whittlesea (WLE)		d												1958					
March (MCH)		d			1901				1931					2009					2031
Manea (MNE)		d												2017					
Norwich (NRW)		d				1827							1927						2012
Wymondham (WMD)		d				1839							1939						
Spooner Row (SPN)		d																	
Attleborough (ATL)		d				1846							1946						
Eccles Road (ECS)		d																	
Harling Road (HRD)		d																	
Thetford (TTF)		d				1900							2000						2040
Brandon (BND)		d				1908							2008						
Lakenheath (LAK)		d																	
Shippea Hill (SPP)		d																	
Kings Lynn (KLN)		d			1844								1940						
Wattlington (WTG)		d			1851								1947						
Downham Market (DOW)		d			1858								1958c						
Littleport (LTP)		d			1908								2008						
Ely (ELY)	4	a			1916	1919	1926		1949		2014		2017	2026	2032			2049	2102
Ely (ELY)	4	d	1853		1917		1927		1950	1953			2018	2027	2032			2050	2053
Waterbeach (WBC)		d	1903		1926					2003			2027					2103	
Cambridge North (CMB)		d	1908	1913	1932		1939	1953		2008		2013	2032	2039		2053		2108	2113
Cambridge (CBG)		a	1912	1919	1937		1944	1959	2005	2012		2019	2037	2044		2100	2105	2112	2119
Cambridge (CBG)		d	1914	1920	1944		1948	2003	2011	2014		2020	2044	2048		2103	2111	2114	2120
Whittlesford Parkway (WLF)		a		1930			1956	2011				2030		2056		2111			2130
Audley End (AUD)		a		1940			2005	2019				2040		2105		2119			2140
Stansted Airport (SSD)	←	a					2024		2041					2124			2141		
Ipswich (IPS)		a												2127					
London Kings Cross (KGX)	↻ 15	a	2003		2033					2103			2133					2203	
London Liverpool Street (LST)	↻ 15	a		2045					2115			2145			2215				2245

Operator Train ID Days of operation/Notes 1st Class/Reservations/Bus	GN	LE	XC	GN	LE	LE	EM	GN	LE	XC	GN	GN	LE			
	1T65	2H69	1L54 C ◇	1T67	2H71	1K95	1L17 F ◇	1T69	2L85 J	2H73	1L56 C ◇	1T71	2T73	1K97		
Peterborough (PBO)	8	d					2140			2147			2214			
Whittlesea (WLE)		d								2155						
March (MCH)		d			2131					2206			2230			
Manea (MNE)		d								2214						
Norwich (NRW)		d					2110							2240		
Wymondham (WMD)		d					2122							2252		
Spooner Row (SPN)		d														
Attleborough (ATL)		d					2129							2259		
Eccles Road (ECS)		d														
Harling Road (HRD)		d														
Thetford (TTF)		d					2143							2313		
Brandon (BND)		d					2151							2321		
Lakenheath (LAK)		d														
Shippea Hill (SPP)		d														
Kings Lynn (KLN)		d	2040					2140					2258			
Wattlington (WTG)		d	2047					2147					2305			
Downham Market (DOW)		d	2058c					2158c					2312			
Littleport (LTP)		d	2108					2208					2321			
Ely (ELY)	4	a	2116		2149		2210	2213	2216	2227		2248	2329	2338		
Ely (ELY)	4	d	2117		2150	2153		2210		2217	2228		2248	2253	2329	2338
Waterbeach (WBC)		d	2127			2203				2227			2303	2339		
Cambridge North (CMB)		d	2132	2153		2208	2213	2223		2232		2243	2308	2344	2351	
Cambridge (CBG)		a	2137	2159	2205	2212	2219	2228		2237		2249	2304	2312	2348	2359
Cambridge (CBG)		d	2144	2203	2211	2214	2220			2244		2250	2314			
Whittlesford Parkway (WLF)		a		2211			2230					2300				
Audley End (AUD)		a		2219			2240					2310				
Stansted Airport (SSD)	←	a			2241											
Ipswich (IPS)		a								2323						
London Kings Cross (KGX)	↻ 15	a	2233			2303				2333			0003			
London Liverpool Street (LST)	↻ 15	a		2315			2345					0015				

NOTES (see introductory pages for explanation of train operator codes and standard symbols)

- a Arrival time
- d Departure time
- c Arrives 4 minutes earlier
- C From Birmingham New Street, see table 54
- F From Liverpool Lime Street, see table 54
- J To Colchester, see table 6
- K To Nottingham, see table 54

Peterborough, Norwich, Kings Lynn and Ely to Cambridge, Stansted Airport and London

Sundays

Operator Train ID Days of operation/Notes 1st Class/Reservations/Bus	GN 1T15	LE 2H21	GN 1T19	LE 2K69	EM 1R56 A ◇	EM 1L06 B ◇	LE 2H23	LE 2H25	GN 1T23	LE 1K71	EM 1R58 A ◇	LE 2H27	LE 2H29	GN 1T27	LE 2K73	LE 2L75	LE 2H31	LE 2H33	
Peterborough (PBO)	8	d				1019													
Whittlesea (WLE)		d																	1144
March (MCH)		d				1035													1152
Manea (MNE)		d																	1203
Norwich (NRW)		d			0903	0955					1003	1056							1144
Wymondham (WMD)		d			0915						1015								1152
Spooner Row (SPN)		d																	1155
Attleborough (ATL)		d			0922						1022								1122
Eccles Road (ECS)		d																	
Harling Road (HRD)		d																	
Thetford (TTF)		d			0936	1022					1036	1125							1136
Brandon (BND)		d			0944						1044								1144
Lakenheath (LAK)		d			0949														1149
Shippea Hill (SPP)		d																	
Kings Lynn (KLN)		d	0825		0925						1025								1125
Watlington (WTG)		d	0832		0932						1032								1132
Downham Market (DOW)		d	0839		0939						1039								1139
Littleport (LTP)		d	0848		0948						1048								1148
Ely (ELY)	4	a	0856		0956	1003	1045	1053			1056	1101	1147						1156
Ely (ELY)	4	d	0857		0957	1003					1057	1103							1157
Waterbeach (WBC)		d	0906		1006						1106								1206
Cambridge North (CMB)		d	0911	0942	1011	1016			1023	1042	1111		1123	1142	1211				1216
Cambridge (CBG)		a	0916	0947	1016	1021			1028	1047	1116		1128	1147	1216				1221
Cambridge (CBG)		d	0922	0950	1022	1025			1031	1050	1122		1131	1150	1222				1225
Whittlesford Parkway (WLF)		a		1000		1033			1039	1100			1139	1200					1233
Audley End (AUD)		a		1010		1042			1047	1110			1147	1210					1242
Stansted Airport (SSD)	←	a				1103													1303
Ipswich (IPS)		a																	1325
London Kings Cross (KGX)	⌚ 15	a	1011		1111						1211								1311
London Liverpool Street (LST)	⌚ 15	a		1116					1144	1216			1244	1316					1344

Operator Train ID Days of operation/Notes 1st Class/Reservations/Bus Catering facilities	GN 1T31	LE 1K77	EM 1L07 C ◇	LE 2H35	LE 2H37	XC 1L38 D ◇ ⚡	GN 1T35	LE 1K79	EM 1L08 C ◇	LE 2L77	EM 1R64 A ◇	LE 2H39	LE 2H41	XC 1L40 D ◇ ⚡	GN 1T39	LE 1K81	EM 1L09 C ◇	EM 1R68 A ◇	
Peterborough (PBO)	8	d			1251					1343	1350								1419
Whittlesea (WLE)		d									1358								1452
March (MCH)		d									1409								1434
Manea (MNE)		d									1417								
Norwich (NRW)		d		1203							1347								1403
Wymondham (WMD)		d		1215							1315								1415
Spooner Row (SPN)		d																	
Attleborough (ATL)		d		1222							1322								1422
Eccles Road (ECS)		d																	
Harling Road (HRD)		d																	
Thetford (TTF)		d		1236							1414								1436
Brandon (BND)		d		1244							1344								1444
Lakenheath (LAK)		d																	
Shippea Hill (SPP)		d																	
Kings Lynn (KLN)		d	1225								1325								1425
Watlington (WTG)		d	1232								1332								1432
Downham Market (DOW)		d	1239								1339								1439
Littleport (LTP)		d	1248								1348								1448
Ely (ELY)	4	a	1256	1301	1325						1352	1356	1401	1416	1431	1436			1452
Ely (ELY)	4	d	1257	1303							1353	1357	1403		1432				1453
Waterbeach (WBC)		d	1306								1406								1506
Cambridge North (CMB)		d	1311	1316		1323	1342		1411	1416			1423	1442					1511
Cambridge (CBG)		a	1316	1321		1328	1347	1408	1416	1421			1428	1447	1509	1516	1521		1516
Cambridge (CBG)		d	1322	1325		1331	1350	1415	1422	1425			1431	1450	1515	1522	1525		1525
Whittlesford Parkway (WLF)		a		1333		1339	1400			1433			1439	1500					1533
Audley End (AUD)		a		1342		1347	1410			1442			1447	1510					1542
Stansted Airport (SSD)	←	a		1403						1503									1603
Ipswich (IPS)		a																	1545
London Kings Cross (KGX)	⌚ 15	a	1411								1511								1611
London Liverpool Street (LST)	⌚ 15	a			1444	1516							1544	1616					

NOTES (see introductory pages for explanation of train operator codes and standard symbols)

- a Arrival time
- d Departure time
- A To Liverpool Lime Street, see table 54
- B From Nottingham, see table 54
- C From Sheffield, see table 54
- D From Birmingham New Street, see table 54

Peterborough, Norwich, Kings Lynn and Ely to Cambridge, Stansted Airport and London

Sundays

Operator Train ID Days of operation/Notes 1st Class/Reservations/Bus Catering facilities	LE 2H43	LE 2H45	XC 1L42 D 11◇ 1	GN 1T43	LE 2K83	LE 2L79	EM 1L10 E ◇	LE 2H47	LE 2H49	XC 1L44 D 11◇	GN 1T47	LE 1K85	EM 1L11 F ◇	EM 1M82 G ◇	LE 2H51	LE 2H53	XC 1L46 D 11◇	GN 1T51
Peterborough (PBO)	8	d		1519		1544	1556			1619			1651				1719	
Whittlesea (WLE)		d				1552												
March (MCH)		d		1534		1603				1634							1734	
Manea (MNE)		d				1611												
Norwich (NRW)		d			1503							1603		1654				
Wymondham (WMD)		d			1515							1615						
Spooner Row (SPN)		d																
Attleborough (ATL)		d			1522							1622						
Eccles Road (ECS)		d																
Harling Road (HRD)		d																
Thetford (TTF)		d			1536							1636		1721				
Brandon (BND)		d			1544							1644						
Lakenheath (LAK)		d			1549													
Shippea Hill (SPP)		d																
Kings Lynn (KLN)		d		1525								1625						1725
Watlington (WTG)		d		1532								1632						1732
Downham Market (DOW)		d		1539								1639						1739
Littleport (LTP)		d		1548								1648						1748
Ely (ELY)	4	a		1552	1556	1603	1625	1631		1652	1656	1701	1724	1744			1752	1756
Ely (ELY)	4	d		1553	1557	1603	1628			1653	1657	1703					1753	1757
Waterbeach (WBC)		d			1606							1706						1806
Cambridge North (CMB)		d	1523	1542		1611	1616		1623	1642		1711	1716		1723	1742		1811
Cambridge (CBG)		a	1528	1547	1608	1616	1621		1629	1647	1709	1716	1721		1728	1748	1808	1816
Cambridge (CBG)		d	1531	1550	1615	1622	1625		1631	1650	1715	1722	1725		1731	1750	1815	1822
Whittlesford Parkway (WLF)		a	1539	1600			1633		1639	1700			1733		1739	1800		
Audley End (AUD)		a	1547	1610			1642		1647	1710			1742		1747	1810		
Stansted Airport (SSD)	←	a		1645		1703				1745		1803					1845	
Ipswich (IPS)		a					1725											
London Kings Cross (KGX)	↻	15	a			1711						1811						1912
London Liverpool Street (LST)	↻	15	a	1644	1716				1744	1816					1844	1916		

Operator Train ID Days of operation/Notes 1st Class/Reservations/Bus	LE 1K89	LE 2H55	LE 2L81 H	GN 1T53	LE 2L81 H	EM 1L12 F ◇	EM 1R74 J ◇	LE 2H57	XC 1L48 D 11◇	GN 1T55	LE 1K91	EM 1L13 F ◇	EM 1R76 J ◇	LE 2H59	LE 2H61	XC 1L50 D 11◇	GN 1T59	LE 1K93	
Peterborough (PBO)	8	d		1741		1755			1819			1850				1919			
Whittlesea (WLE)		d		1749															
March (MCH)		d		1800		1811			1834						1934				
Manea (MNE)		d		1808															
Norwich (NRW)		d	1703				1754				1803		1856					1903	
Wymondham (WMD)		d	1715								1815							1915	
Spooner Row (SPN)		d																	
Attleborough (ATL)		d	1722								1822							1922	
Eccles Road (ECS)		d																	
Harling Road (HRD)		d																	
Thetford (TTF)		d	1736				1821				1836		1923					1936	
Brandon (BND)		d	1744								1844							1944	
Lakenheath (LAK)		d																	
Shippea Hill (SPP)		d																	
Kings Lynn (KLN)		d			1754						1825						1925		
Watlington (WTG)		d			1801						1832						1932		
Downham Market (DOW)		d			1808						1839						1939		
Littleport (LTP)		d			1817						1848						1948		
Ely (ELY)	4	a	1801		1822	1825	←	1831	1844		1852	1856	1901	1923	1945		1952	1956	2001
Ely (ELY)	4	d	1803		1829	1825	→	1829			1853	1857	1903				1953	1957	2003
Waterbeach (WBC)		d									1906						2006		
Cambridge North (CMB)		d	1816	1823		1838			1842		1911	1916		1923	1942		2011	2016	
Cambridge (CBG)		a	1821	1828		1843			1847	1909	1916	1921		1928	1948	2008	2016	2021	
Cambridge (CBG)		d	1825	1831		1844			1850	1915	1922	1925		1931	1950	2015	2022	2025	
Whittlesford Parkway (WLF)		a	1833	1839					1900		1933			1939	2000			2033	
Audley End (AUD)		a	1842	1847					1910		1942			1947	2010			2042	
Stansted Airport (SSD)	←	a	1903							1945	2003					2045		2103	
Ipswich (IPS)		a				1925													
London Kings Cross (KGX)	↻	15	a			1936					2011							2111	
London Liverpool Street (LST)	↻	15	a		1944				2016					2044	2116				

NOTES (see introductory pages for explanation of train operator codes and standard symbols)

a Arrival time

d Departure time

D From Birmingham New Street, see table 54

E From Manchester Piccadilly, see table 54

F From Liverpool Lime Street, see table 54

G To Manchester Piccadilly, see table 54

H To Colchester, see table 6

J To Nottingham, see table 54

Peterborough, Norwich, Kings Lynn and Ely to Cambridge, Stansted Airport and London

Sundays

Operator	LE	EM	LE	LE	XC	GN	LE	EM	LE	LE	XC	GN	EM	LE	XC	GN	LE
Train ID	2L83	1L14	2H63	2H65	1L52	1T63	1K95	1R78	2H67	2H69	1L54	1T67	1L16	2H73	1L56	2T69	1K97
Days of operation/Notes	H	F			D	I		J	K	D	I	I	F	L	D	I	
1st Class/Reservations/Bus		◇			I◇	I		◇			I◇	I	◇		I◇	I	
Peterborough (PBO)	8 d	1945	1956		2019						2119		2143		2217		
Whittlesea (WLE)	d	1953															
March (MCH)	d	2004			2034						2134				2232		
Manea (MNE)	d	2011															
Norwich (NRW)	d						2003	2052									2208
Wymondham (WMD)	d						2015										2220
Spooner Row (SPN)	d																
Attleborough (ATL)	d						2022										2227
Eccles Road (ECS)	d																
Harling Road (HRD)	d																
Thetford (TTF)	d						2036	2119									2241
Brandon (BND)	d						2044										2249
Lakenheath (LAK)	d																
Shippea Hill (SPP)	d																
Kings Lynn (KLN)	d					2025						2125				2225	
Watlington (WTG)	d					2032						2132				2232	
Downham Market (DOW)	d					2039						2139				2239	
Littleport (LTP)	d					2048						2148				2248	
Ely (ELY)	4 a	2025	2031		2052	2056	2101	2141			2152	2156	2216		2250	2256	2306
Ely (ELY)	4 d	2027			2053	2057	2103				2153	2157			2251	2257	2306
Waterbeach (WBC)	d					2106						2206				2306	
Cambridge North (CMB)	d			2023	2042	2111	2116		2123	2142		2211		2242		2311	2319
Cambridge (CBG)	a			2028	2047	2108	2116	2121	2128	2148	2208	2216		2248	2306	2316	2324
Cambridge (CBG)	d			2031	2050	2115	2122	2125	2131	2150	2215	2222		2250		2320	
Whittlesford Parkway (WLF)	a			2039	2100			2133	2139	2200				2300			
Audley End (AUD)	a			2047	2110			2142	2147	2210				2310			
Stansted Airport (SSD)	← a					2145		2203			2245						
Ipswich (IPS)	a	2125															
London Kings Cross (KGX)	⌚ 15 a						2211					2311				0050	
London Liverpool Street (LST)	⌚ 15 a			2144	2216				2244								

NOTES (see introductory pages for explanation of train operator codes and standard symbols)

- a Arrival time
- d Departure time
- D From Birmingham New Street, see table 54
- F From Liverpool Lime Street, see table 54
- H To Colchester, see table 6
- J To Nottingham, see table 54
- K To Stratford, see table 14
- L To Bishops Stortford, see table 14