

## London to Barking, Upminster, Basildon, Grays, Tilbury, Southend Central and Shoeburyness

## Mondays to Fridays

Operator	Train ID	CC 2D00	CC 2B50	CC 2R50	CC 2D02	CC 2R54	CC 2B52	CC 2D04	CC 2R52	CC 2R56	CC 2B54	CC 2D06	CC 2R58	CC 1B00	CC 2R60	CC 2D08	CC 1F56	CC 1B04	CC 1N94
London Fenchurch Street (FST)	7 d		0500		0507	0525	0530	0540		0600	0604	0608	0615	0629	0635	0639	0642	0648	0656
Limehouse (LHS)	d		0504		0511	0529	0534	0544		0605	0608	0613	0620		0639	0644			
West Ham (WEH)	d		0509		0516	0534	0539	0549		0610	0613	0618	0625	0638	0644	0649	0652	0657	
London Liverpool Street (LST)	15 d																		
Stratford (SRA)	7 d																		
Barking (BKG)	d	0453	0514	0520	0522	0540	0544	0554	0601	0616	0618	0624	0631	0643	0657c	0654	0657	0702	0709
Upminster (UPM)	d	0501	0522		0530		0553	0602		0626	0632		0652			0703	0706	0711	
Ockendon (OCK)	d	0506			0536			0608			0640					0710			
Chafford Hundred Lakeside (CFH)	d	0510			0539			0611			0643				0714				
Dagenham Dock (DDK)	d			0524		0544		0605	0620				0636		0701				
Rainham (RNM)	d			0528		0548		0609	0624				0641		0705				
Purfleet (PFL)	d			0533		0553		0614	0629				0647		0710				
Grays (GRY)	a	0515		0540	0543	0600		0615	0621	0636		0647	0655		0715	0721			
Grays (GRY)	d	0515			0544			0616					0648			0716			
Tilbury Town (TIL)	3 d	0518			0547			0619					0651			0719			
East Tilbury (ETL)	d	0524			0553			0625					0657			0725			
Stanford-le-Hope (SFO)	d	0527			0556			0628					0700			0729			
West Horndon (WHR)	d		0527				0558				0631						0711		
Laindon (LAI)	d		0532				0603				0636			0700			0716	0719	0724a
Basildon (BSO)	d		0535				0606				0639			0703			0719	0723	
Pitsea (PSE)	d	0535	0539		0604		0610	0639			0643	0708a			0738a		0723	0726	
Benfleet (BEF)	d	0539	0542		0608		0613	0642			0646			0709			0726	0730	
Leigh-on-Sea (LES)	d	0543	0547		0613		0618	0647			0651			0713			0731	0735	
Chalkwell (CHW)	d	0546	0549		0615		0620	0649			0653			0716			0733	0738	
Westcliff (WCF)	d	0548	0551		0617		0622	0651			0655			0718			0735	0740	
Southend Central (SOC)	a	0551	0554		0620		0625	0655			0658			0720			0738	0742	
Southend Central (SOC)	d		0555				0625				0658			0721			0738	0743	
Southend East (SOE)	d		0557				0627				0700			0723			0740	0745	
Thorpe Bay (TPB)	d		0559				0629				0703			0725			0743	0747	
Shoeburyness (SRY)	a		0603				0633				0708			0729			0747	0751	

Operator	Train ID	CC 1F80	CC 2R62	CC 2D10	CC 1B26	CC 2R64	CC 1B10	CC 1N12	CC 1B14	CC 2R66	CC 2B60	CC 2D12	CC 1R74	CC 1B18	CC 1N62	CC 1F82	CC 2R70	CC 1F64	CC 1D14
London Fenchurch Street (FST)	7 d	0659	0702	0707	0713	0717	0720	0726	0729	0732	0735	0737	0740	0747	0752	0756	0802	0805	0811
Limehouse (LHS)	d		0706	0712		0721	0725	0730	0733	0736	0739	0742		0751	0757		0806	0809	
West Ham (WEH)	d	0708	0711	0717		0727	0730	0735	0738	0741	0744	0747	0750	0756	0802	0805	0811	0814	0819
London Liverpool Street (LST)	15 d																		
Stratford (SRA)	7 d																		
Barking (BKG)	d	0714	0717	0723	0727	0734	0736	0740	0743	0747	0749	0753	0755	0801	0807	0810	0817	0819	0824
Upminster (UPM)	d	0723		0733		0744				0757		0802		0809		0819		0827	0833
Ockendon (OCK)	d			0740								0810						0840	
Chafford Hundred Lakeside (CFH)	d			0744								0813						0844	
Dagenham Dock (DDK)	d		0721			0738				0751							0822		
Rainham (RNM)	d		0725			0742				0755							0826		
Purfleet (PFL)	d		0730			0747				0800							0831		
Grays (GRY)	a		0737	0748		0754				0805		0819	0811				0837		0848
Grays (GRY)	d			0748						0806		0819							0848
Tilbury Town (TIL)	3 d			0751						0809		0822							0851
East Tilbury (ETL)	d			0757						0815		0828							0857
Stanford-le-Hope (SFO)	d			0801						0818		0831							0900
West Horndon (WHR)	d	0728								0802						0824			
Laindon (LAI)	d	0734					0752	0755a	0800		0807			0817	0822a	0829		0835	
Basildon (BSO)	d	0738			0745		0756		0803		0810			0820		0832		0839	
Pitsea (PSE)	d	0742		0809a			0759		0806	0826a	0814	0839a		0824		0836		0842	0908a
Benfleet (BEF)	d	0745					0803		0810		0817			0827		0839		0846	
Leigh-on-Sea (LES)	d	0750			0754a		0807		0814		0822			0832		0844		0850	
Chalkwell (CHW)	d	0753					0810		0817		0824			0834		0846		0853	
Westcliff (WCF)	d	0755					0812		0819		0826			0836		0848		0855	
Southend Central (SOC)	a	0758					0814		0821		0829			0839		0851		0858	
Southend Central (SOC)	d	0758					0815		0822		0829					0851			
Southend East (SOE)	d	0800					0817		0824		0831					0853			
Thorpe Bay (TPB)	d	0803					0819		0826		0834					0856			
Shoeburyness (SRY)	a	0807					0823		0830		0839					0900			

London Underground also run frequent services between central London, West Ham, Barking and Upminster  
 For the bus/ferry service between Tilbury Town, Tilbury Riverside and Gravesend Town Pier see table 1a

NOTES (see introductory pages for explanation of train operator codes and standard symbols)

- a Arrival time  
 d Departure time  
 c Arrives 5 minutes earlier



London to Barking, Upminster, Basildon, Grays, Tilbury, Southend Central and Shoeburyness

**Mondays to Fridays**

Operator Train ID	CC 2D36	CC 2R96	CC 2B90	CC 2D38	CC 2R98	CC 2B92	CC 2D40	CC 2R00	CC 2B94	CC 2D42	CC 1B60	CC 2D42	CC 2R02	CC 2B96	CC 2D44	CC 1B62	CC 2R04	CC 1B64
London Fenchurch Street (FST) <b>7</b> d	1341	1355	1404	1411	1425	1434	1441	1455	1504	1511	1519		1525	1534	1541	1549	1555	1600
Limehouse (LHS) <b>DLR</b> d	1345	1359	1408	1415	1429	1438	1445	1459	1508	1515	1523		1529	1538	1545	1553	1559	1605
West Ham (WEH) <b>DLR</b> d	1350	1404	1413	1420	1434	1443	1450	1504	1513	1520	1528		1535	1544	1550	1559	1605	1610
London Liverpool Street (LST) <b>15</b> d																		
Stratford (SRA) <b>DLR 7</b> d																		
Barking (BKG) <b>DLR</b> d	1355	1409	1418	1425	1439	1448	1455	1509	1518	1525	1533		1540	1549	1556	1604	1611	1616
Upminster (UPM) <b>DLR</b> d	1403		1426	1433		1456	1503		1526	1533	1541			1558	1604	1613		1624
Ockendon (OCK) d	1409			1439			1509								1610			
Chafford Hundred Lakeside (CFH) d	1413			1443			1513								1614			
Dagenham Dock (DDK) d		1414			1444			1514					1545					1616
Rainham (RNM) d		1417			1447			1517					1549					1620
Purfleet (PFL) d		1422			1452			1522					1555					1625
Grays (GRY) a	1417	1429		1447	1459		1517	1529		1547			1601		1619			1631
Grays (GRY) d	1417			1447			1517			1547		←			1619			
Tilbury Town (TIL) <b>3</b> d	1420			1450			1520			1550		1550			1622			
East Tilbury (ETL) d	1426			1456			1526				↔	1556			1628			
Stanford-le-Hope (SFO) d	1430			1500			1530					1600			1632			
West Horndon (WHR) d			1431			1501			1531					1603				
Laindon (LAI) d			1436			1506			1536		1549			1607		1621		
Basildon (BSO) d			1439			1509			1539		1553			1610		1624		1634
Pitsea (PSE) d	1438		1443	1508		1513	1538		1543			1608		1614	1640a			
Benfleet (BEF) d	1442		1446	1512		1516	1542		1546		1558	1611		1617		1630		1640
Leigh-on-Sea (LES) d	1446		1451	1516		1521	1546		1551		1603	1616		1622		1634		1645
Chalkwell (CHW) d	1449		1453	1519		1523	1549		1553		1605	1618		1624		1637		1647
Westcliff (WCF) d	1451		1455	1521		1525	1551		1555		1609	1620		1627		1639		1649
Southend Central (SOC) a	1454		1458	1524		1528	1554		1558		1612	1624		1629		1641		1652
Southend Central (SOC) d			1458			1528			1558		1612			1630		1642		1652
Southend East (SOE) d			1500			1530			1600		1614			1632		1644		1654
Thorpe Bay (TPB) d			1503			1533			1603		1617			1634		1646		1657
Shoeburyness (SRY) a			1507			1537			1607		1621			1638		1652		1703

Operator Train ID	CC 2B98	CC 2R06	CC 2D46	CC 1B66	CC 2R08	CC 2D48	CC 1B68	CC 1B70	CC 2R10	CC 2B04	CC 2R12	CC 2D52	CC 1B98	CC 2R10	CC 2B06	CC 2R12	CC 2R14	CC 2D54
London Fenchurch Street (FST) <b>7</b> d	1604	1607	1610	1616	1622	1625	1628	1631	1637	1644	1651	1654	1657		1704		1707	1710
Limehouse (LHS) <b>DLR</b> d	1609	1612	1615	1621	1627	1630	1633	1636	1642	1649	1656	1659	1702		1709		1712	1715
West Ham (WEH) <b>DLR</b> d	1614	1617	1621	1626	1632	1635	1638	1641	1647	1654	1701	1704	1707		1714		1717	1720
London Liverpool Street (LST) <b>15</b> d																		
Stratford (SRA) <b>DLR 7</b> d																		
Barking (BKG) <b>DLR</b> d	1620	1623	1626	1632	1638	1641	1644		1653	1700	1707	1710	1713		1720		1724	1726
Upminster (UPM) <b>DLR</b> d	1629		1635	1640		1649	1653	1656		1708		1718	1722		1729			1734
Ockendon (OCK) d			1640			1657						1726						1740
Chafford Hundred Lakeside (CFH) d			1644			1701						1730						1744
Dagenham Dock (DDK) d		1628			1642				1657		1712							1729
Rainham (RNM) d		1631			1646				1701		1716							1733
Purfleet (PFL) d		1636			1652				1707		1721							1738
Grays (GRY) a		1644	1648		1657	1708			1712		1726	1737						1744 1750
Grays (GRY) d			1649		1658				1713		1727						←	1744
Tilbury Town (TIL) <b>3</b> d			1652		1701				1716		1730							1730 1747
East Tilbury (ETL) d			1658		1707				1722		↔							1736 1753
Stanford-le-Hope (SFO) d			1701		1711				1726					↔	1726			1740 1757
West Horndon (WHR) d	1634			1645				1701	↔	1713					1734			
Laindon (LAI) d	1639			1650			1701	1706		1718			1730		1739			
Basildon (BSO) d	1642			1654			1705	1710		1722			1734		1743			
Pitsea (PSE) d	1646		1711a	1657	1721a			1713		1725				1741g	1746	1750a	1807a	
Benfleet (BEF) d	1650						1711	1717		1729			1740	1745	1750			
Leigh-on-Sea (LES) d	1655						1716	1721		1734			1747a	1750	1755			
Chalkwell (CHW) d	1657			1705			1718	1724		1737				1752	1758			
Westcliff (WCF) d	1659			1707			1720	1726		1739				1754	1800			
Southend Central (SOC) a	1702			1710			1723	1728		1741				1757	1802			
Southend Central (SOC) d	1702			1710			1723	1729		1742				1757	1803			
Southend East (SOE) d	1704			1712			1725	1731		1744				1759	1805			
Thorpe Bay (TPB) d	1707			1715			1728	1733		1746				1802	1807			
Shoeburyness (SRY) a	1713			1720			1734	1739		1752				1807	1814			

**NOTES** (see introductory pages for explanation of train operator codes and standard symbols)

- a Arrival time
- d Departure time
- g Arrives 7 minutes earlier

## London to Barking, Upminster, Basildon, Grays, Tilbury, Southend Central and Shoeburyness

### Mondays to Fridays

Operator	Train ID	CC 1B80	CC 1F08	CC 2R16	CC 2D56	CC 1B84	CC 2B10	CC 2R18	CC 1D58	CC 1P86	CC 1B88	CC 2R20	CC 1B90	CC 2B14	CC 1R22	CC 2D62	CC 1B96	CC 2B16	CC 1R22
London Fenchurch Street (FST)	<b>7</b> d	1716	1719	1722	1725	1731	1734	1737	1740	1743	1746	1752	1758	1804	1807	1810	1816	1819	
Limehouse (LHS)	<b>DLR</b> d	1721	1724	1727	1730	1736	1739	1742	1745	1748	1751	1757	1803	1809	1812	1815	1821	1824	
West Ham (WEH)	<b>DLR</b> d	1726	1729	1732	1735	1741	1744	1747	1750	1753		1802	1808	1814		1820	1826	1829	
London Liverpool Street (LST)	<b>15</b> d																		
Stratford (SRA)	<b>DLR</b> <b>7</b> d																		
Barking (BKG)	<b>7</b> d			1739	1741		1750	1754			1801	1809		1820	1823	1826		1835	
Upminster (UPM)	<b>7</b> d	1739	1744		1749	1755	1759		1804		1811		1821	1829		1834		1844	
Ockendon (OCK)	d				1757				1810							1840			
Chafford Hundred Lakeside (CFH)	d				1801				1814							1844			
Dagenham Dock (DDK)	d			1744				1759				1813			1827				
Rainham (RNM)	d			1748				1803				1817			1831				
Purfleet (PFL)	d			1753				1808				1823			1837				
Grays (GRY)	a			1759	1807			1814	1821			1828			1842	1850			
Grays (GRY)	d			1759				1814				1829			1843				
Tilbury Town (TIL)	<b>3</b> d			1802				1817				1832			1846				1846
East Tilbury (ETL)	d			1808				1823				1838							1852
Stanford-le-Hope (SFO)	d			1812				1827				1842							1856
West Horndon (WHR)	d		1749				1804				1816			1834					1849
Laindon (LAI)	d	1747	1754			1804	1809			1815	1821		1829	1839			1846	1854	
Basildon (BSO)	d	1751	1758			1807	1812				1824		1833	1843				1858	
Pitsea (PSE)	d		1801	1822a			1816	1837a				1852a		1846				1901	1906
Benfleet (BEF)	d	1757	1805			1813	1820			1824	1830		1839	1850			1855	1905	1909
Leigh-on-Sea (LES)	d	1802	1810			1818	1825			1829	1835		1844	1855			1900	1910	1914
Chalkwell (CHW)	d	1805	1813			1821	1827			1831	1838		1846	1858			1903	1913	1917
Westcliff (WCF)	d	1807	1815			1823	1829			1833	1840		1848	1900			1905	1915	1919
Southend Central (SOC)	a	1810	1817			1825	1832			1836	1845		1851	1902			1907	1917	1924
Southend Central (SOC)	d	1810	1818			1826	1832			1836			1851	1903			1908	1918	
Southend East (SOE)	d	1812	1820			1828	1834			1838			1853	1905			1910	1920	
Thorpe Bay (TPB)	d	1815	1822			1830	1837			1841			1856	1907			1912	1922	
Shoeburyness (SRY)	a	1821	1828			1836	1843			1845			1902	1913			1919	1928	

Operator	Train ID	CC 2R24	CC 2F00	CC 2D66	CC 1F02	CC 2B20	CC 2D66	CC 2R28	CC 2F72	CC 2D68	CC 1F58	CC 2D68	CC 2R30	CC 2B24	CC 2D70	CC 1F12	CC 2D70	CC 2R32	CC 2B26
London Fenchurch Street (FST)	<b>7</b> d	1822	1831	1840	1846	1852		1855	1906	1911	1920		1925	1934	1941	1949		1956	2005
Limehouse (LHS)	<b>DLR</b> d	1827	1836	1845	1851	1857		1900	1911	1915	1925		1929	1938	1945	1953		2000	2009
West Ham (WEH)	<b>DLR</b> d	1832	1841	1850	1856	1902		1905	1916	1920	1930		1934	1943	1950	1958		2005	2014
London Liverpool Street (LST)	<b>15</b> d																		
Stratford (SRA)	<b>DLR</b> <b>7</b> d																		
Barking (BKG)	<b>7</b> d	1838	1847	1856		1908		1911	1922	1925	1936		1940	1949	1955	2004		2011	2019
Upminster (UPM)	<b>7</b> d		1855	1904		1916			1930	1933	1944			1957	2003	2012			2027
Ockendon (OCK)	d			1910						1939					2009				
Chafford Hundred Lakeside (CFH)	d			1914						1943					2013				
Dagenham Dock (DDK)	d	1843						1915					1944						2015
Rainham (RNM)	d	1847						1919					1948						2019
Purfleet (PFL)	d	1852						1925					1954						2025
Grays (GRY)	a	1857		1918				1931		1947			2001		2017				2032
Grays (GRY)	d	1858		1918						1947					2017				
Tilbury Town (TIL)	<b>3</b> d	1901		1921						1950					2020				
East Tilbury (ETL)	d	1907											1956						2026
Stanford-le-Hope (SFO)	d	1910											2000						2030
West Horndon (WHR)	d		1900			1921				1935				2002					2032
Laindon (LAI)	d		1905		1915	1926				1940		1953		2006		2020			2037
Basildon (BSO)	d		1909		1919	1930				1944		1956		2010		2023			2040
Pitsea (PSE)	d	1920a	1912			1933	1940		1948		2000	2008		2013			2038		2044
Benfleet (BEF)	d		1916		1925	1937	1944		1952		2003	2012		2017		2029	2042		2047
Leigh-on-Sea (LES)	d		1921		1930	1942	1949		1957		2008	2016		2022		2033	2046		2052
Chalkwell (CHW)	d		1924		1932	1945	1951		1959		2010	2019		2025		2036	2049		2054
Westcliff (WCF)	d		1926		1934	1947	1953		2001		2012	2021		2027		2038	2051		2056
Southend Central (SOC)	a		1928		1937	1949	1957		2004		2015	2024		2029		2040	2055		2059
Southend Central (SOC)	d		1929		1937	1950			2004		2015			2030		2041			2059
Southend East (SOE)	d		1931		1939	1952			2006		2017			2032		2043			2101
Thorpe Bay (TPB)	d		1933		1942	1954			2009		2020			2034		2045			2104
Shoeburyness (SRY)	a		1939		1948	2000			2013		2024			2039		2049			2108

NOTES (see introductory pages for explanation of train operator codes and standard symbols)

- a Arrival time
- d Departure time

London to Barking, Upminster, Basildon, Grays, Tilbury, Southend Central and Shoeburyness

**Mondays to Fridays**

Operator Train ID	CC 2D72	CC 2R34	CC 2B28	CC 2D74	CC 2R36	CC 2B30	CC 2D76	CC 2R38	CC 2B32	CC 2D78	CC 2R40	CC 2B34	CC 2D80	CC 2R42	CC 2B36	CC 2D80	CC 2D82	CC 2R44
London Fenchurch Street (FST)	7 d	2011	2025	2034	2041	2055	2104	2111	2125	2134	2141	2155	2204	2211	2225	2229	2241	2255
Limehouse (LHS)	DLR d	2015	2029	2038	2045	2059	2108	2115	2129	2138	2145	2159	2208	2215	2229	2233	2245	2259
West Ham (WEH)	DLR d	2020	2034	2043	2050	2104	2113	2120	2134	2143	2150	2204	2213	2220	2234	2238	2250	2304
London Liverpool Street (LST)	15 d																	
Stratford (SRA)	DLR 7 d																	
Barking (BKG)	DLR d	2025	2040	2048	2055	2109	2118	2125	2139	2149	2155	2209	2218	2225	2239	2243	2255	2309
Upminster (UPM)	DLR d	2033		2056	2103		2126	2133	2157	2203		2226	2233		2251		2303	
Ockendon (OCK)	d	2039			2109			2139		2209			2239				2309	
Chafford Hundred Lakeside (CFH)	d	2043			2113			2143		2213			2243				2313	
Dagenham Dock (DDK)	d		2044			2114			2144			2214			2244			2314
Rainham (RNM)	d		2048			2117			2147			2217			2247			2317
Purfleet (PFL)	d		2055			2122			2152			2222			2252			2322
Grays (GRY)	a	2048	2101		2117	2129		2147	2200		2217	2229		2247	2259			2317
Grays (GRY)	d	2048			2117			2147			2217			2247			←	2317
Tilbury Town (TIL)	3 d	2051			2120			2150			2220			2250			2250	2320
East Tilbury (ETL)	d	2057			2126			2156			2226			↘			2256	2326
Stanford-le-Hope (SFO)	d	2101			2130			2200			2230						2300	2330
West Horndon (WHR)	d			2101			2131			2202			2231			2256		
Laindon (LAI)	d			2106			2136			2207			2236			2301		
Basildon (BSO)	d			2109			2139			2210			2239			2304		
Pitsea (PSE)	d	2109		2113	2138		2143	2208		2214	2238		2243		2308	2312f	2338	
Benfleet (BEF)	d	2112		2116	2142		2146	2212		2218	2242		2246		2311	2316	2342	
Leigh-on-Sea (LES)	d	2117		2121	2146		2151	2216		2223	2246		2251		2316	2320	2346	
Chalkwell (CHW)	d	2119		2123	2149		2153	2219		2225	2249		2253		2318	2323	2349	
Westcliff (WCF)	d	2121		2125	2151		2155	2221		2227	2251		2255		2320	2325	2351	
Southend Central (SOC)	a	2125		2128	2155		2158	2225		2230	2255		2258		2323	2327	2354	
Southend Central (SOC)	d			2128			2158			2230			2258		2323	2328	2354	
Southend East (SOE)	d			2130			2200			2232			2300		2325	2330	2356	
Thorpe Bay (TPB)	d			2133			2203			2235			2303		2328	2332	2358	
Shoeburyness (SRY)	a			2137			2207			2239			2307		2332	2336	0003	

Operator Train ID	CC 2B40	CC 2D84	CC 2R46	CC 2B42	CC 2D84	CC 2D86	CC 2R48	CC 2B44	CC 2D86	CC 2D88	CC 2T50	CC 2B48	
London Fenchurch Street (FST)	7 d	2304	2311	2325	2329		2341	2355	2358		0011	0025	0034
Limehouse (LHS)	DLR d	2308	2315	2329	2333		2345	2359	0002		0015	0029	0038
West Ham (WEH)	DLR d	2313	2320	2334	2338		2350	0004	0007		0020	0034	0043
London Liverpool Street (LST)	15 d												
Stratford (SRA)	DLR 7 d												
Barking (BKG)	DLR d	2318	2325	2339	2343		2355	0009	0012		0025	0039	0049
Upminster (UPM)	DLR d	2326	2333		2351		0004		0020		0033		0057
Ockendon (OCK)	d		2339				0009				0039		
Chafford Hundred Lakeside (CFH)	d		2343				0013				0042		
Dagenham Dock (DDK)	d			2344			0014				0044		
Rainham (RNM)	d			2347			0017				0047		
Purfleet (PFL)	d			2352			0022				0052		
Grays (GRY)	a		2347	2359			0017	0030			0046	0059	
Grays (GRY)	d		2347				0018			↘	0046		
Tilbury Town (TIL)	3 d		2350			↘	2350	0021			0021	0049	
East Tilbury (ETL)	d		↘			↘	2356	↘			0027	0055	
Stanford-le-Hope (SFO)	d					↘	2359				0030	0059	
West Horndon (WHR)	d	2331			2356				0025				0102
Laindon (LAI)	d	2336			0001				0030				0107
Basildon (BSO)	d	2339			0004				0033				0110
Pitsea (PSE)	d	2343			0008	0012f			0037	0042f	0107		0114
Benfleet (BEF)	d	2346			0011	0016			0040	0045	0111		0117
Leigh-on-Sea (LES)	d	2351			0016	0020			0045	0050	0115		0122
Chalkwell (CHW)	d	2353			0018	0023			0047	0052	0118		0124
Westcliff (WCF)	d	2355			0020	0025			0049	0054	0120		0126
Southend Central (SOC)	a	2358			0023	0027			0052	0057	0122		0129
Southend Central (SOC)	d	2358			0023	0027			0052	0057	0122		0129
Southend East (SOE)	d	2359			0025	0029			0054	0059	0124		0131
Thorpe Bay (TPB)	d	0003			0028	0032			0057	0101	0127		0134
Shoeburyness (SRY)	a	0007			0032	0036			0101	0105	0131		0138

NOTES (see introductory pages for explanation of train operator codes and standard symbols)

- a Arrival time
- d Departure time
- f Arrives 4 minutes earlier



## London to Barking, Upminster, Basildon, Grays, Tilbury, Southend Central and Shoeburyness

## Saturdays

Operator	Train ID	CC 2D00	CC 2B00	CC 2D00	CC 2R00	CC 2D02	CC 2B02	CC 2D02	CC 2R02	CC 2D04	CC 2B04	CC 2D04	CC 2R04	CC 2D06	CC 2B06	CC 2D06	CC 2R06	CC 2D08	CC 2B08
London Fenchurch Street (FST)	<b>7</b> d		0500			0523	0530		0535	0553	0600		0608	0623	0630		0638	0653	0700
Limehouse (LHS)	<b>DLR</b> d		0504			0527	0534		0540	0557	0604		0612	0627	0634		0642	0657	0704
West Ham (WEH)	<b>DLR</b> d		0509			0533	0539		0545	0603	0609		0617	0633	0639		0647	0703	0709
London Liverpool Street (LST)	<b>15</b> d																		
Stratford (SRA)	<b>DLR</b> <b>7</b> d																		
Barking (BKG)	<b>e</b> d	0508	0514		0523	0538	0544		0553e	0608	0614		0623	0638	0644		0653	0708	0714
Upminster (UPM)	<b>e</b> d	0517	0523			0547	0553			0617	0623			0647	0653			0717	0723
Ockendon (OCK)	d	0522				0552				0622				0652				0722	
Chafford Hundred Lakeside (CFH)	d	0526				0556				0626				0656				0726	
Dagenham Dock (DDK)	d				0527				0557				0627				0657		
Rainham (RNM)	d				0531				0601				0631				0701		
Purfleet (PFL)	d				0536				0606				0636				0706		
Grays (GRY)	a	0530			0543	0600			0613	0630			0643	0700			0713	0730	
Grays (GRY)	d	0530		←		0600		←		0630		←		0700		←		0730	
Tilbury Town (TIL)	<b>3</b> d	0533		0533		0603		0603		0633		0633		0703		0703		0733	
East Tilbury (ETL)	d	←		0539		←		0609		←		0639		←		0709		←	
Stanford-le-Hope (SFO)	d			0543				0613				0643				0713			
West Horndon (WHR)	d		0528				0558				0628				0658				0728
Laindon (LAI)	d		0532				0602				0632				0702				0732
Basildon (BSO)	d		0536				0606				0636				0706				0736
Pitsea (PSE)	d		0539	0551			0609	0621			0639	0651			0709	0721			0739
Benfleet (BEF)	d		0543	0555			0613	0625			0643	0655			0713	0725			0743
Leigh-on-Sea (LES)	d		0547	0600			0617	0630			0647	0700			0717	0730			0747
Chalkwell (CHW)	d		0550	0602			0620	0632			0650	0702			0720	0732			0750
Westcliff (WCF)	d		0552	0604			0622	0634			0652	0704			0722	0734			0752
Southend Central (SOC)	a		0554	0607			0624	0637			0654	0707			0724	0737			0754
Southend Central (SOC)	d		0555	0607			0625	0637			0655	0707			0725	0737			0755
Southend East (SOE)	d		0557	0609			0627	0639			0657	0709			0727	0739			0757
Thorpe Bay (TPB)	d		0559	0612			0629	0642			0659	0712			0729	0742			0759
Shoeburyness (SRY)	a		0605	0619			0635	0649			0705	0719			0735	0749			0805

Operator	Train ID	CC 2D08	CC 2R08	CC 2D10	CC 2B10	CC 2D10	CC 2R10	CC 2D12	CC 2B12	CC 2D12	CC 2R12	CC 2D14	CC 2B14	CC 2D14	CC 2R14	CC 9B00	CC 2D16	CC 2B16	CC 2D16
London Fenchurch Street (FST)	<b>7</b> d		0708	0723	0730		0738	0753	0800		0808	0823	0830		0838		0853	0900	
Limehouse (LHS)	<b>DLR</b> d		0712	0727	0734		0742	0757	0804		0812	0827	0834		0842		0857	0904	
West Ham (WEH)	<b>DLR</b> d		0717	0733	0739		0747	0803	0809		0817	0833	0839		0847		0903	0909	
London Liverpool Street (LST)	<b>15</b> d																0845		
Stratford (SRA)	<b>DLR</b> <b>7</b> d																0852		
Barking (BKG)	<b>e</b> d		0723	0738	0744		0753	0808	0814		0823	0838	0844		0853	0903	0908	0914	
Upminster (UPM)	<b>e</b> d		0747	0753			0817	0823			0847	0853			0913	0917	0923		
Ockendon (OCK)	d		0752				0822				0852						0922		
Chafford Hundred Lakeside (CFH)	d		0756				0826				0856						0926		
Dagenham Dock (DDK)	d		0727				0757				0827				0857				
Rainham (RNM)	d		0731				0801				0831				0901				
Purfleet (PFL)	d		0736				0806				0836				0906				
Grays (GRY)	a		0743	0800			0813	0830			0843	0900			0913		0930		
Grays (GRY)	d	←		0800		←		0830		←		0900		←			0930		←
Tilbury Town (TIL)	<b>3</b> d	0733		0803		0803		0833		0833		0903		0903			0933		0933
East Tilbury (ETL)	d	0739		←		0809		←		0839		←		0909		←			0939
Stanford-le-Hope (SFO)	d	0743				0813				0843				0913					0943
West Horndon (WHR)	d			0758					0828				0858						0928
Laindon (LAI)	d			0802					0832				0902				0921		0932
Basildon (BSO)	d			0806					0836				0906				0924		0936
Pitsea (PSE)	d	0751		0809	0821			0839	0851			0909	0921						0939
Benfleet (BEF)	d	0755		0813	0825			0843	0855			0913	0925			0930			0943
Leigh-on-Sea (LES)	d	0800		0817	0830			0847	0900			0917	0930			0934			0947
Chalkwell (CHW)	d	0802		0820	0832			0850	0902			0920	0932			0937			0950
Westcliff (WCF)	d	0804		0822	0834			0852	0904			0922	0934			0939			0952
Southend Central (SOC)	a	0807		0824	0837			0854	0907			0924	0937			0941			0954
Southend Central (SOC)	d	0807		0825	0837			0855	0907			0925	0937			0942			0955
Southend East (SOE)	d	0809		0827	0839			0857	0909			0927	0939			0944			0957
Thorpe Bay (TPB)	d	0812		0829	0842			0859	0912			0929	0942			0946			0959
Shoeburyness (SRY)	a	0819		0835	0849			0905	0919			0935	0949			0952			1005

NOTES (see introductory pages for explanation of train operator codes and standard symbols)

- a Arrival time
- d Departure time
- e Arrives 3 minutes earlier

# London to Barking, Upminster, Basildon, Grays, Tilbury, Southend Central and Shoeburyness

## Saturdays

	Operator Train ID	CC 2R16	CC 9B02	CC 2D18	CC 2B18	CC 2D18	CC 2R18	CC 9B04	CC 2D20	CC 2B20	CC 2D20	CC 2R20	CC 9B06	CC 2D22	CC 2B22	CC 2D22	CC 2R22	CC 9B08	CC 2D24
London Fenchurch Street (FST)	<b>7</b> d	0908		0923	0930		0938		0953	1000		1008		1023	1030		1038		1053
Limehouse (LHS)	<b>DLR</b> d	0912		0927	0934		0942		0957	1004		1012		1027	1034		1042		1057
West Ham (WEH)	<b>DLR</b> d	0917		0933	0939		0947		1003	1009		1017		1033	1039		1047		1103
London Liverpool Street (LST)	<b>15</b> d		0915					0945					1015						1045
Stratford (SRA)	<b>DLR 7</b> d		0922					0952					1022						1052
Barking (BKG)	<b>e</b> d	0923	0933	0938	0944		0953	1003	1008	1014		1023	1033	1038	1044		1053	1103	1108
Upminster (UPM)	<b>e</b> d		0943	0947	0953			1013	1017	1023			1043	1047	1053			1113	1117
Ockendon (OCK)	d			0952					1022					1052					1122
Chafford Hundred Lakeside (CFH)	d			0956					1026					1056					1126
Dagenham Dock (DDK)	d	0927					0957					1027						1057	
Rainham (RNM)	d	0931					1001					1031						1101	
Purfleet (PFL)	d	0936					1006					1036						1106	
Grays (GRY)	a	0943		1000			1013		1030			1043		1100				1113	1130
Grays (GRY)	d			1000		←			1030		←			1100		←			1130
Tilbury Town (TIL)	<b>3</b> d			1003		1003			1033		1033			1103		1103			1133
East Tilbury (ETL)	d			↳		1009			↳		1039			↳		1109			↳
Stanford-le-Hope (SFO)	d					1013					1043					1113			
West Horndon (WHR)	d				0958					1028						1058			
Laindon (LAI)	d		0951		1002			1021		1032			1051		1102				1121
Basildon (BSO)	d		0954		1006			1024		1036			1054		1106				1124
Pitsea (PSE)	d				1009	1021				1039	1051			1109	1121				
Benfleet (BEF)	d		1000		1013	1025		1030		1043	1055			1100	1113	1125			1130
Leigh-on-Sea (LES)	d		1004		1017	1030		1034		1047	1100			1104	1117	1130			1134
Chalkwell (CHW)	d		1007		1020	1032		1037		1050	1102			1107	1120	1132			1137
Westcliff (WCF)	d		1009		1022	1034		1039		1052	1104			1109	1122	1134			1139
Southend Central (SOC)	a		1011		1024	1037		1041		1054	1107			1111	1124	1137			1141
Southend Central (SOC)	d		1012		1025	1037		1042		1055	1107			1112	1125	1137			1142
Southend East (SOE)	d		1014		1027	1039		1044		1057	1109			1114	1127	1139			1144
Thorpe Bay (TPB)	d		1016		1029	1042		1046		1059	1112			1116	1129	1142			1146
Shoeburyness (SRY)	a		1022		1035	1049		1052		1105	1119			1122	1135	1149			1152

	Operator Train ID	CC 2B24	CC 2D24	CC 2R24	CC 9B10	CC 2D26	CC 2B26	CC 2D26	CC 2R26	CC 9B12	CC 2D28	CC 2B28	CC 2D28	CC 2R28	CC 9B14	CC 2D30	CC 2B30	CC 2D30	CC 2R30
London Fenchurch Street (FST)	<b>7</b> d	1100		1108		1123	1130		1138		1153	1200		1208		1223	1230		1238
Limehouse (LHS)	<b>DLR</b> d	1104		1112		1127	1134		1142		1157	1204		1212		1227	1234		1242
West Ham (WEH)	<b>DLR</b> d	1109		1117		1133	1139		1147		1203	1209		1217		1233	1239		1247
London Liverpool Street (LST)	<b>15</b> d				1115					1145					1215				
Stratford (SRA)	<b>DLR 7</b> d				1122					1152					1222				
Barking (BKG)	<b>e</b> d	1114		1123	1133	1138	1144		1153	1203	1208	1214		1223	1233	1238	1244		1253
Upminster (UPM)	<b>e</b> d	1123			1143	1147	1153			1213	1217	1223			1243	1247	1253		
Ockendon (OCK)	d					1152					1222					1252			
Chafford Hundred Lakeside (CFH)	d					1156					1226					1256			
Dagenham Dock (DDK)	d			1127					1157					1227					1257
Rainham (RNM)	d			1131					1201					1231					1301
Purfleet (PFL)	d			1136					1206					1236					1306
Grays (GRY)	a			1143		1200			1213		1230			1243		1300			1313
Grays (GRY)	d		←			1200		←			1230		←			1300		←	
Tilbury Town (TIL)	<b>3</b> d		1133			1203		1203			1233		1233			1303			1303
East Tilbury (ETL)	d		1139			↳		1209			↳		1239			↳			1309
Stanford-le-Hope (SFO)	d		1143					1213					1243						1313
West Horndon (WHR)	d	1128				1158					1228					1258			
Laindon (LAI)	d	1132			1151					1221					1251				1302
Basildon (BSO)	d	1136			1154					1224					1254				1306
Pitsea (PSE)	d	1139	1151			1209	1221				1239	1251				1309	1321		
Benfleet (BEF)	d	1143	1155		1200		1213	1225		1230	1243	1255		1300		1313	1325		
Leigh-on-Sea (LES)	d	1147	1200		1204		1217	1230		1234	1247	1300		1304		1317	1330		
Chalkwell (CHW)	d	1150	1202		1207		1220	1232		1237	1250	1302		1307		1320	1332		
Westcliff (WCF)	d	1152	1204		1209		1222	1234		1239	1252	1304		1309		1322	1334		
Southend Central (SOC)	a	1154	1207		1211		1224	1237		1241	1254	1307		1311		1324	1337		
Southend Central (SOC)	d	1155	1207		1212		1225	1237		1242	1255	1307		1312		1325	1337		
Southend East (SOE)	d	1157	1209		1214		1227	1239		1244	1257	1309		1314		1327	1339		
Thorpe Bay (TPB)	d	1159	1212		1216		1229	1242		1246	1259	1312		1316		1329	1342		
Shoeburyness (SRY)	a	1205	1219		1222		1235	1249		1252		1305	1319		1322	1335	1349		

**NOTES** (see introductory pages for explanation of train operator codes and standard symbols)

- a Arrival time
- d Departure time

London to Barking, Upminster, Basildon, Grays, Tilbury, Southend Central and Shoeburyness

Saturdays

Operator	Train ID	CC 9B16	CC 2D32	CC 2B32	CC 2D32	CC 2R32	CC 9B18	CC 2D34	CC 2B34	CC 2D34	CC 2R34	CC 9B20	CC 2D36	CC 2B36	CC 2D36	CC 2R36	CC 9B22	CC 2D38	CC 2B38
London Fenchurch Street (FST)	7 d		1253	1300		1308		1323	1330		1338		1353	1400		1408		1423	1430
Limehouse (LHS)	DLR d		1257	1304		1312		1327	1334		1342		1357	1404		1412		1427	1434
West Ham (WEH)	DLR d		1303	1309		1317		1333	1339		1347		1403	1409		1417		1433	1439
London Liverpool Street (LST)	15 d	1245					1315					1345					1415		
Stratford (SRA)	DLR 7 d	1252					1322					1352					1422		
Barking (BKG)	d	1303	1308	1314		1323	1333	1338	1344		1353	1403	1408	1414		1423	1433	1438	1444
Upminster (UPM)	d	1313	1317	1323			1343	1347	1353			1413	1417	1423			1443	1447	1453
Ockendon (OCK)	d		1322					1352					1422					1452	
Chafford Hundred Lakeside (CFH)	d		1326					1356					1426					1456	
Dagenham Dock (DDK)	d					1327					1357						1427		
Rainham (RNM)	d					1331					1401						1431		
Purfleet (PFL)	d					1336					1406						1436		
Grays (GRY)	a		1330			1343			1400			1413		1430			1443		1500
Grays (GRY)	d		1330		←			1400		←			1430		←				1500
Tilbury Town (TIL)	3 d		1333		1333			1403		1403			1433		1433				1503
East Tilbury (ETL)	d		←		1339			←		1409			←		1439				←
Stanford-le-Hope (SFO)	d				1343					1413					1443				
West Horndon (WHR)	d			1328					1358					1428					1458
Laindon (LAI)	d	1321		1332			1351		1402			1421		1432			1451		1502
Basildon (BSO)	d	1324		1336			1354		1406			1424		1436			1454		1506
Pitsea (PSE)	d			1339	1351				1409	1421			1439	1451					1509
Benfleet (BEF)	d	1330		1343	1355		1400		1413	1425		1430		1443	1455		1500		1513
Leigh-on-Sea (LES)	d	1334		1347	1400		1404		1417	1430		1434		1447	1500		1504		1517
Chalkwell (CHW)	d	1337		1350	1402		1407		1420	1432		1437		1450	1502		1507		1520
Westcliff (WCF)	d	1339		1352	1404		1409		1422	1434		1439		1452	1504		1509		1522
Southend Central (SOC)	a	1341		1354	1407		1411		1424	1437		1441		1454	1507		1511		1524
Southend Central (SOC)	d	1342		1355	1407		1412		1425	1437		1442		1455	1507		1512		1525
Southend East (SOE)	d	1344		1357	1409		1414		1427	1439		1444		1457	1509		1514		1527
Thorpe Bay (TPB)	d	1346		1359	1412		1416		1429	1442		1446		1459	1512		1516		1529
Shoeburyness (SRY)	a	1352		1405	1419		1422		1435	1449		1452		1505	1519		1522		1535

Operator	Train ID	CC 2D38	CC 2R38	CC 9B24	CC 2D40	CC 2B40	CC 2D40	CC 2R40	CC 9B26	CC 2D42	CC 2B42	CC 2D42	CC 2R42	CC 9B28	CC 2D44	CC 2B44	CC 2D44	CC 2R44	CC 9B30
London Fenchurch Street (FST)	7 d		1438		1453	1500		1508		1523	1530		1538		1553	1600		1608	
Limehouse (LHS)	DLR d		1442		1457	1504		1512		1527	1534		1542		1557	1604		1612	
West Ham (WEH)	DLR d		1447		1503	1509		1517		1533	1539		1547		1603	1609		1617	
London Liverpool Street (LST)	15 d			1445					1515					1545					1615
Stratford (SRA)	DLR 7 d			1452					1522					1552					1622
Barking (BKG)	d		1453	1503	1508	1514		1523	1533	1538	1544		1553	1603	1608	1614		1623	1633
Upminster (UPM)	d			1513	1517	1523		1543	1547	1553				1613	1617	1623			1643
Ockendon (OCK)	d				1522					1552					1622				
Chafford Hundred Lakeside (CFH)	d				1526					1556					1626				
Dagenham Dock (DDK)	d		1457					1527					1557						1627
Rainham (RNM)	d		1501					1531					1601						1631
Purfleet (PFL)	d		1506					1536					1606						1636
Grays (GRY)	a		1513		1530			1543		1600			1613		1630				1643
Grays (GRY)	d	←			1530				1600		←			1630			←		
Tilbury Town (TIL)	3 d	1503			1533				1603		1603			1630			1633		
East Tilbury (ETL)	d	1509			←				←					←					1639
Stanford-le-Hope (SFO)	d	1513				1543													1643
West Horndon (WHR)	d					1528				1558									1628
Laindon (LAI)	d			1521		1532			1551		1602			1621					1632
Basildon (BSO)	d			1524		1536			1554		1606			1624					1636
Pitsea (PSE)	d	1521				1539	1551				1609	1621							1639
Benfleet (BEF)	d	1525		1530		1543	1555		1600		1613	1625		1630					1643
Leigh-on-Sea (LES)	d	1530		1534		1547	1600		1604		1617	1630		1634					1647
Chalkwell (CHW)	d	1532		1537		1550	1602		1607		1620	1632		1637					1650
Westcliff (WCF)	d	1534		1539		1552	1604		1609		1622	1634		1639					1652
Southend Central (SOC)	a	1537		1541		1554	1607		1611		1624	1637		1641					1654
Southend Central (SOC)	d	1537		1542		1555	1607		1612		1625	1637		1642					1655
Southend East (SOE)	d	1539		1544		1557	1609		1614		1627	1639		1644					1657
Thorpe Bay (TPB)	d	1542		1546		1559	1612		1616		1629	1642		1646					1659
Shoeburyness (SRY)	a	1549		1552		1605	1619		1622		1635	1649		1652					1705

NOTES (see introductory pages for explanation of train operator codes and standard symbols)

- a Arrival time
- d Departure time



## London to Barking, Upminster, Basildon, Grays, Tilbury, Southend Central and Shoeburyness

## Saturdays

Operator Train ID	CC 2D46	CC 2B46	CC 2D46	CC 2R46	CC 9B32	CC 2D48	CC 2B48	CC 2D48	CC 2R48	CC 9B34	CC 2D50	CC 2B50	CC 2D50	CC 2R50	CC 9B36	CC 2D52	CC 2B52	CC 2D52
London Fenchurch Street (FST)	7 d	1623	1630	1638		1653	1700		1708		1723	1730		1738		1753	1800	
Limehouse (LHS)	DLR d	1627	1634	1642		1657	1704		1712		1727	1734		1742		1757	1804	
West Ham (WEH)	DLR d	1633	1639	1647		1703	1709		1717		1733	1739		1747		1803	1809	
London Liverpool Street (LST)	15 d				1645					1715					1745			
Stratford (SRA)	DLR 7 d				1652					1722					1752			
Barking (BKG)	DLR d	1638	1644	1653	1703	1708	1714		1723	1733	1738	1744		1753	1803	1808	1814	
Upminster (UPM)	DLR d	1647	1653		1713	1717	1723			1743	1747	1753			1813	1817	1823	
Ockendon (OCK)	d	1652				1722					1752					1822		
Chafford Hundred Lakeside (CFH)	d	1656				1726					1756					1826		
Dagenham Dock (DDK)	d			1657					1727					1757				
Rainham (RNM)	d			1701					1731					1801				
Purfleet (PFL)	d			1706					1736					1806				
Grays (GRY)	a	1700		1713		1730			1743		1800			1813		1830		
Grays (GRY)	d	1700		←		1730		←			1800		←			1830		←
Tilbury Town (TIL)	3 d	1703		1703		1733		1733			1803		1803		1833		1833	
East Tilbury (ETL)	d	←		1709		←		←			←		←		←		←	
Stanford-le-Hope (SFO)	d			1713				1743					1813					1843
West Horndon (WHR)	d		1658				1728					1758						1828
Laindon (LAI)	d		1702		1721		1732			1751		1802			1821		1832	
Basildon (BSO)	d		1706		1724		1736			1754		1806			1824		1836	
Pitsea (PSE)	d		1709	1721			1739	1751				1809	1821				1839	1851
Benfleet (BEF)	d		1713	1725		1730	1743	1755		1800		1813	1825		1830		1843	1855
Leigh-on-Sea (LES)	d		1717	1730		1734	1747	1800		1804		1817	1830		1834		1847	1900
Chalkwell (CHW)	d		1720	1732		1737	1750	1802		1807		1820	1832		1837		1850	1902
Westcliff (WCF)	d		1722	1734		1739	1752	1804		1809		1822	1834		1839		1852	1904
Southend Central (SOC)	a		1724	1737		1741	1754	1807		1811		1824	1837		1841		1854	1907
Southend Central (SOC)	d		1725	1737		1742	1755	1807		1812		1825	1837		1842		1855	1907
Southend East (SOE)	d		1727	1739		1744	1757	1809		1814		1827	1839		1844		1857	1909
Thorpe Bay (TPB)	d		1729	1742		1746	1759	1812		1816		1829	1842		1846		1859	1912
Shoeburyness (SRY)	a		1735	1749		1752	1805	1819		1822		1835	1849		1852		1905	1919

Operator Train ID	CC 2R52	CC 9B38	CC 2D54	CC 2B54	CC 2D54	CC 2R54	CC 9B40	CC 2D56	CC 2B56	CC 2D56	CC 2R56	CC 9B42	CC 2D58	CC 2B58	CC 2D58	CC 2R58	CC 9B44	CC 2D60	
London Fenchurch Street (FST)	7 d	1808		1823	1830	1838		1853	1900		1908		1923	1930		1938		1953	
Limehouse (LHS)	DLR d	1812		1827	1834	1842		1857	1904		1912		1927	1934		1942		1957	
West Ham (WEH)	DLR d	1817		1833	1839	1847		1903	1909		1917		1933	1939		1947		2003	
London Liverpool Street (LST)	15 d		1815				1845					1915						1945	
Stratford (SRA)	DLR 7 d		1822				1852					1922						1952	
Barking (BKG)	DLR d	1823	1833	1838	1844		1853	1903	1908	1914		1923	1933	1938	1944		1953	2003	2008
Upminster (UPM)	DLR d		1843	1847	1853		1913	1917	1923			1943	1947	1953				2013	2017
Ockendon (OCK)	d			1852				1922					1952					2022	
Chafford Hundred Lakeside (CFH)	d			1856				1926					1956					2026	
Dagenham Dock (DDK)	d	1827				1857					1927					1957			
Rainham (RNM)	d	1831				1901					1931					2001			
Purfleet (PFL)	d	1836				1906					1936					2006			
Grays (GRY)	a	1843		1900		1913		1930			1943		2000			2013		2030	
Grays (GRY)	d			1900		←		1930		←			2000		←			2030	
Tilbury Town (TIL)	3 d			1903		1903		1933		1933			2003		←			2033	
East Tilbury (ETL)	d			←		1909		←		1939			←		2009			←	
Stanford-le-Hope (SFO)	d					1913				1943					2013				
West Horndon (WHR)	d			1858				1928					1958						
Laindon (LAI)	d		1851	1902			1921					1951	2002				2021		
Basildon (BSO)	d		1854	1906			1924					1954	2006				2024		
Pitsea (PSE)	d			1909	1921			1939	1951				2009	2021					
Benfleet (BEF)	d		1900	1913	1925		1930		1943	1955		2000	2013	2025			2030		
Leigh-on-Sea (LES)	d		1904	1917	1930		1934		1947	2000		2004	2017	2030			2034		
Chalkwell (CHW)	d		1907	1920	1932		1937		1950	2002		2007	2020	2032			2037		
Westcliff (WCF)	d		1909	1922	1934		1939		1952	2004		2009	2022	2034			2039		
Southend Central (SOC)	a		1911	1924	1937		1941		1954	2007		2011	2024	2037			2041		
Southend Central (SOC)	d		1912	1925	1937		1942		1955	2007		2012	2025	2037			2042		
Southend East (SOE)	d		1914	1927	1939		1944		1957	2009		2014	2027	2039			2044		
Thorpe Bay (TPB)	d		1916	1929	1942		1946		1959	2012		2016	2029	2042			2046		
Shoeburyness (SRY)	a		1922	1935	1949		1952		2005	2019		2022	2035	2049			2052		

NOTES (see introductory pages for explanation of train operator codes and standard symbols)

- a Arrival time  
d Departure time

London to Barking, Upminster, Basildon, Grays, Tilbury, Southend Central and Shoeburyness

Saturdays

Operator	Train ID	CC 2B60	CC 2D60	CC 2R60	CC 9B46	CC 2D62	CC 2B62	CC 2D62	CC 2R62	CC 9B48	CC 2D64	CC 2B64	CC 2D64	CC 2R64	CC 9B50	CC 2D66	CC 2B66	CC 2D66	CC 2R66
London Fenchurch Street (FST)	7 d	2000		2008		2023	2030		2038		2053	2100		2108		2123	2130		2138
Limehouse (LHS)	DLR d	2004		2012		2027	2034		2042		2057	2104		2112		2127	2134		2142
West Ham (WEH)	DLR d	2009		2017		2033	2039		2047		2103	2109		2117		2133	2139		2147
London Liverpool Street (LST)	DLR 15 d				2015					2045					2115				
Stratford (SRA)	DLR 7 d				2022					2052					2122				
Barking (BKG)	DLR d	2014		2023	2033	2038	2044		2053	2103	2108	2114		2123	2133	2138	2144		2153
Upminster (UPM)	d	2023			2043	2047	2053			2113	2117	2123			2143	2147	2153		
Ockendon (OCK)	d					2052					2122					2152			
Chafford Hundred Lakeside (CFH)	d					2056					2126					2156			
Dagenham Dock (DDK)	d			2027					2057					2127					2157
Rainham (RNM)	d			2031					2101					2131					2201
Purfleet (PFL)	d			2036					2106					2136					2206
Grays (GRY)	a			2043		2100			2113		2130			2143		2200			2213
Grays (GRY)	d		←			2100		←			2130		←			2200		←	
Tilbury Town (TIL)	3 d		2033			2103		2103			2133		2133			2203		2203	
East Tilbury (ETL)	d		2039			←		2109			←		2139			←		2209	
Stanford-le-Hope (SFO)	d		2043					2113					2143					2213	
West Horndon (WHR)	d	2028					2058					2128							2158
Laindon (LAI)	d	2032			2051		2102			2121		2132			2151				2202
Basildon (BSO)	d	2036			2054		2106			2124		2136			2154				2206
Pitsea (PSE)	d	2039	2051				2109	2121				2139	2151						2209
Benfleet (BEF)	d	2043	2055		2100		2113	2125		2130		2143	2155		2200				2213
Leigh-on-Sea (LES)	d	2047	2100		2104		2117	2130		2134		2147	2200		2204				2217
Chalkwell (CHW)	d	2050	2102		2107		2120	2132		2137		2150	2202		2207				2220
Westcliff (WCF)	d	2052	2104		2109		2122	2134		2139		2152	2204		2209				2222
Southend Central (SOC)	a	2054	2107		2111		2124	2137		2141		2154	2207		2211				2224
Southend Central (SOC)	d	2055	2107		2112		2125	2137		2142		2155	2207		2212				2225
Southend East (SOE)	d	2057	2109		2114		2127	2139		2144		2157	2209		2214				2227
Thorpe Bay (TPB)	d	2059	2112		2116		2129	2142		2146		2159	2212		2216				2229
Shoeburyness (SRY)	a	2105	2119		2122		2135	2149		2152		2205	2219		2222				2235

Operator	Train ID	CC 9B52	CC 2D68	CC 2B68	CC 2D68	CC 2R68	CC 9B54	CC 2D70	CC 2B70	CC 2D70	CC 2R70	CC 9B56	CC 2D72	CC 2B72	CC 2D72	CC 2R72	CC 9B58	CC 2R72	CC 2D74
London Fenchurch Street (FST)	7 d		2153	2200		2208		2223	2230		2238		2253	2300		2308			2323
Limehouse (LHS)	DLR d		2157	2204		2212		2227	2234		2242		2257	2304		2312			2327
West Ham (WEH)	DLR d		2203	2209		2217		2233	2239		2247		2303	2309		2317			2333
London Liverpool Street (LST)	DLR 15 d	2145					2211					2241							2311
Stratford (SRA)	DLR 7 d	2152					2218					2248							2318
Barking (BKG)	DLR d	2203	2208	2214		2223	2233	2238	2244		2253	2303e	2308	2314		2323	2330e		2338
Upminster (UPM)	d	2213	2217	2223		2243	2247	2253				2313	2317	2323			2340		2347
Ockendon (OCK)	d			2222				2252					2322						2352
Chafford Hundred Lakeside (CFH)	d			2226				2256					2326						2356
Dagenham Dock (DDK)	d					2227						2257							2327
Rainham (RNM)	d					2231						2301							2331
Purfleet (PFL)	d					2236						2306							2336
Grays (GRY)	a		2230			2243		2300				2313		2330					2341
Grays (GRY)	d		2230		←			2300		←			2330			2342		←	0002
Tilbury Town (TIL)	3 d		2233		←	2233		2303		←	2303		2333		←	2345		←	0005
East Tilbury (ETL)	d		←		←	2239		←		←	2309		←		←	2339		←	2351
Stanford-le-Hope (SFO)	d				←	2243					2313				←	2343			2354
West Horndon (WHR)	d			2228					2258										2345
Laindon (LAI)	d	2221		2232			2251		2302			2321							2349
Basildon (BSO)	d	2224		2236			2254		2306			2324							2353
Pitsea (PSE)	d			2239	2251				2309	2321					2339	2351			2356
Benfleet (BEF)	d	2230		2243	2255		2300		2313	2325		2330		2343	2355				2359
Leigh-on-Sea (LES)	d	2234		2247	2300		2304		2317	2330		2334		2347	2359				0004
Chalkwell (CHW)	d	2237		2250	2302		2307		2320	2332		2337		2350	0002				0007
Westcliff (WCF)	d	2239		2252	2304		2309		2322	2334		2339		2352	0004				0009
Southend Central (SOC)	a	2241		2254	2307		2311		2324	2337		2341		2354	0006				0011
Southend Central (SOC)	d	2242		2255	2307		2312		2325	2337		2342		2355	0007				0012
Southend East (SOE)	d	2244		2257	2309		2314		2327	2339		2344		2357	0009				0014
Thorpe Bay (TPB)	d	2246		2259	2312		2316		2329	2342		2346		2359	0011				0016
Shoeburyness (SRY)	a	2252		2305	2319		2322		2335	2349		2352		0005	0017				0022

NOTES (see introductory pages for explanation of train operator codes and standard symbols)

- a Arrival time
- d Departure time
- e Arrives 3 minutes earlier

## London to Barking, Upminster, Basildon, Grays, Tilbury, Southend Central and Shoeburyness

### Saturdays

Operator	CC	CC	CC	CC	CC	CC	CC	CC	CC	CC	CC
Train ID	2B74	2D74	2D76	9B60	2D76	2R74	2B76	2R74	2D78	2B78	
London Fenchurch Street (FST)	7 d	2330		2343			2359	0005		0015	0041
Limehouse (LHS)	DLR d	2334		2347			0003	0009		0019	0045
West Ham (WEH)	DLR d	2339		2353			0008	0014		0025	0050
London Liverpool Street (LST)	15 d				2348						
Stratford (SRA)	DLR 7 d				2355						
Barking (BKG)	d	2344		2358	0006		0015	0020		0030	0056
Upminster (UPM)	d	2353		0007	0015			0028		0039	0104
Ockendon (OCK)	d			0012						0044	
Chafford Hundred Lakeside (CFH)	d			0016						0048	
Dagenham Dock (DDK)	d						0019				
Rainham (RNM)	d						0023				
Purfleet (PFL)	d						0028				
Grays (GRY)	a			0020			0033			0052	
Grays (GRY)	d		←	0020		←	0034		←	0052	
Tilbury Town (TIL)	3 d		0005	0023		0023	0037		0037	0055	
East Tilbury (ETL)	d		0011	↔		0029	↔		0043	0101	
Stanford-le-Hope (SFO)	d		0014			0033			0046	0105	
West Horndon (WHR)	d	2358			0020			0033			0109
Laindon (LAI)	d	0001			0025			0038			0114
Basildon (BSO)	d	0006			0029			0041			0117
Pitsea (PSE)	d	0009	0022		0032	0041		0045	0055	0113	0121
Benfleet (BEF)	d	0013	0026		0036	0045		0048	0058	0117	0124
Leigh-on-Sea (LES)	d	0017	0030		0040	0049		0053	0103	0121	0129
Chalkwell (CHW)	d	0020	0033		0043	0052		0055	0105	0124	0131
Westcliff (WCF)	d	0022	0035		0045	0054		0057	0107	0126	0133
Southend Central (SOC)	a	0024	0037		0047	0056		0100	0110	0128	0136
Southend Central (SOC)	d	0025	0037		0048	0056		0100	0110	0128	0136
Southend East (SOE)	d	0027	0039		0050	0058		0102	0112	0130	0138
Thorpe Bay (TPB)	d	0029	0042		0052	0101		0105	0114	0133	0141
Shoeburyness (SRY)	a	0035	0048		0058	0107		0111	0119	0139	0147

**NOTES** (see introductory pages for explanation of train operator codes and standard symbols)

- a Arrival time
- d Departure time

London to Barking, Upminster, Basildon, Grays, Tilbury, Southend Central and Shoeburyness

Sundays

Operator	Train ID	CC 2B00	CC 2D00	CC 2B02	CC 2D02	CC 2R00	CC 2B04	CC 2D04	CC 2R02	CC 2B06	CC 2D06	CC 2R04	CC 2B08	CC 2D08	CC 2R06	CC 2B10	CC 2D10	CC 2R08	CC 9B00
London Fenchurch Street (FST)	7 d	0638		0718	0723	0735	0748	0753	0805	0818	0823	0835	0848	0853	0905	0918	0923	0935	
Limehouse (LHS)	DLR d	0642		0722	0727	0739	0752	0757	0809	0822	0827	0839	0852	0857	0909	0922	0927	0939	
West Ham (WEH)	DLR d	0647		0727	0732	0744	0757	0802	0814	0827	0832	0844	0857	0902	0914	0927	0932	0944	
London Liverpool Street (LST)	15 d																		0945
Stratford (SRA)	DLR 7 d																		0952
Barking (BKG)	DLR d	0653	0658	0733	0738	0750	0803	0808	0820	0833	0838	0850	0903	0908	0920	0933	0938	0950	1003
Upminster (UPM)	DLR d	0702	0707	0742	0746		0812	0816		0842	0846		0912	0916		0942	0946		1012
Ockendon (OCK)	d		0712		0752			0822			0852			0922			0952		
Chafford Hundred Lakeside (CFH)	d		0716		0756			0826			0856			0926			0956		
Dagenham Dock (DDK)	d					0754			0824			0854			0924				0954
Rainham (RNM)	d					0758			0828			0858			0928				0958
Purfleet (PFL)	d					0803			0833			0903			0933				1003
Grays (GRY)	a		0720		0800	0810		0830	0840		0900	0910		0930	0940		1000	1010	
Grays (GRY)	d		0721		0800			0830			0900			0930			1000		
Tilbury Town (TIL)	3 d		0724		0803			0833			0903			0933			1003		
East Tilbury (ETL)	d		0730		0809			0839			0909			0939			1009		
Stanford-le-Hope (SFO)	d		0733		0813			0843			0913			0943			1013		
West Horndon (WHR)	d	0707		0747			0817			0847			0917			0947			1017
Laindon (LAI)	d	0712		0752			0822			0852			0922			0952			1022
Basildon (BSO)	d	0715		0755			0825			0855			0925			0955			1026
Pitsea (PSE)	d	0719	0742	0759	0822		0829	0852		0859	0922		0929	0952		0959	1022		1029
Benfleet (BEF)	d	0722	0745	0802	0825		0832	0855		0902	0925		0932	0955		1002	1025		1033
Leigh-on-Sea (LES)	d	0727	0750	0807	0830		0837	0900		0907	0930		0937	1000		1007	1030		1037
Chalkwell (CHW)	d	0729	0752	0809	0832		0839	0902		0909	0932		0939	1002		1009	1032		1040
Westcliff (WCF)	d	0731	0754	0811	0834		0841	0904		0911	0934		0941	1004		1011	1034		1042
Southend Central (SOC)	a	0734	0757	0814	0837		0844	0907		0914	0937		0944	1007		1014	1037		1044
Southend Central (SOC)	d	0734	0757	0814	0837		0844	0907		0914	0937		0944	1007		1014	1037		1045
Southend East (SOE)	d	0736	0759	0816	0839		0846	0909		0916	0939		0946	1009		1016	1039		1047
Thorpe Bay (TPB)	d	0739	0802	0819	0842		0849	0912		0919	0942		0949	1012		1019	1042		1049
Shoeburyness (SRY)	a	0745	0808	0825	0848		0855	0918		0925	0948		0955	1018		1025	1048		1055

Operator	Train ID	CC 2D12	CC 2R10	CC 9B02	CC 2D14	CC 2R12	CC 9B04	CC 2D16	CC 2R14	CC 9B06	CC 2D18	CC 2R16	CC 9B08	CC 2D20	CC 2R18	CC 9B10	CC 2D22	CC 2R20	CC 9B12
London Fenchurch Street (FST)	7 d	0953	1005		1023	1035		1053	1105		1123	1135		1153	1205		1223	1235	
Limehouse (LHS)	DLR d	0957	1009		1027	1039		1057	1109		1127	1139		1157	1209		1227	1239	
West Ham (WEH)	DLR d	1002	1014		1032	1044		1102	1114		1132	1144		1202	1214		1232	1244	
London Liverpool Street (LST)	15 d			1015			1045			1115			1145			1215			1245
Stratford (SRA)	DLR 7 d			1022			1052			1122			1152			1222			1252
Barking (BKG)	DLR d	1008	1020	1033	1038	1050	1103	1108	1120	1133	1138	1150	1203	1208	1220	1233	1238	1250	1303
Upminster (UPM)	DLR d	1016		1042	1046		1112	1116		1142	1146		1212	1216		1242	1246		1312
Ockendon (OCK)	d	1022			1052			1122			1152			1222			1252		
Chafford Hundred Lakeside (CFH)	d	1026			1056			1126			1156			1226			1256		
Dagenham Dock (DDK)	d		1024			1054			1124			1154			1224				1254
Rainham (RNM)	d		1028			1058			1128			1158			1228				1258
Purfleet (PFL)	d		1033			1103			1133			1203			1233				1303
Grays (GRY)	a	1030	1040		1100	1110		1130	1140		1200	1210		1230	1240		1300	1310	
Grays (GRY)	d	1030			1100			1130			1200			1230			1300		
Tilbury Town (TIL)	3 d	1033			1103			1133			1203			1233			1303		
East Tilbury (ETL)	d	1039			1109			1139			1209			1239			1309		
Stanford-le-Hope (SFO)	d	1043			1113			1143			1213			1243			1313		
West Horndon (WHR)	d			1047			1117			1147			1217			1247			1317
Laindon (LAI)	d			1052			1122			1152			1222			1252			1322
Basildon (BSO)	d			1056			1126			1156			1226			1256			1326
Pitsea (PSE)	d	1052		1059	1122		1129	1152		1159	1222		1229	1252		1259	1322		1329
Benfleet (BEF)	d	1055		1103	1125		1133	1155		1203	1225		1233	1255		1303	1325		1333
Leigh-on-Sea (LES)	d	1100		1107	1130		1137	1200		1207	1230		1237	1300		1307	1330		1337
Chalkwell (CHW)	d	1102		1110	1132		1140	1202		1210	1232		1240	1302		1310	1332		1340
Westcliff (WCF)	d	1104		1112	1134		1142	1204		1212	1234		1242	1304		1312	1334		1342
Southend Central (SOC)	a	1107		1114	1137		1144	1207		1214	1237		1244	1307		1314	1337		1344
Southend Central (SOC)	d	1107		1115	1137		1145	1207		1215	1237		1245	1307		1315	1337		1345
Southend East (SOE)	d	1109		1117	1139		1147	1209		1217	1239		1247	1309		1317	1339		1347
Thorpe Bay (TPB)	d	1112		1119	1142		1149	1212		1219	1242		1249	1312		1319	1342		1349
Shoeburyness (SRY)	a	1118		1125	1148		1155	1218		1225	1248		1255	1318		1325	1348		1355

NOTES (see introductory pages for explanation of train operator codes and standard symbols)

- a Arrival time
- d Departure time

## London to Barking, Upminster, Basildon, Grays, Tilbury, Southend Central and Shoeburyness

## Sundays

Operator	Train ID	CC 2D24	CC 2R22	CC 9B14	CC 2D26	CC 2R24	CC 9B16	CC 2D28	CC 2R26	CC 9B18	CC 2D30	CC 2R28	CC 9B20	CC 2D32	CC 2R30	CC 9B22	CC 2D34	CC 2R32	CC 9B24
London Fenchurch Street (FST)	7 d	1253	1305		1323	1335		1353	1405		1423	1435		1453	1505		1523	1535	
Limehouse (LHS)	DLR d	1257	1309		1327	1339		1357	1409		1427	1439		1457	1509		1527	1539	
West Ham (WEH)	DLR d	1302	1314		1332	1344		1402	1414		1432	1444		1502	1514		1532	1544	
London Liverpool Street (LST)	15 d			1315			1345			1415			1445			1515			1545
Stratford (SRA)	DLR 7 d			1322			1352			1422			1452			1522			1552
Barking (BKG)	d	1308	1320	1333	1338	1350	1403	1408	1420	1433	1438	1450	1503	1508	1520	1533	1538	1550	1603
Upminster (UPM)	d	1316		1342	1346		1412	1416		1442	1446		1512	1516		1542	1546		1612
Ockendon (OCK)	d	1322			1352			1422			1452			1522			1552		
Chafford Hundred Lakeside (CFH)	d	1326			1356			1426			1456			1526			1556		
Dagenham Dock (DDK)	d		1324			1354			1424			1454			1524				1554
Rainham (RNM)	d		1328			1358			1428			1458			1528				1558
Purfleet (PFL)	d		1333			1403			1433			1503			1533				1603
Grays (GRY)	a	1330	1340		1400	1410		1430	1440		1500	1510		1530	1540		1600	1610	
Grays (GRY)	d	1330			1400			1430			1500			1530			1600		
Tilbury Town (TIL)	3 d	1333			1403			1433			1503			1533			1603		
East Tilbury (ETL)	d	1339			1409			1439			1509			1539			1609		
Stanford-le-Hope (SFO)	d	1343			1413			1443			1513			1543			1613		
West Horndon (WHR)	d			1347			1417			1447			1517			1547			1617
Laindon (LAI)	d			1352			1422			1452			1522			1552			1622
Basildon (BSO)	d			1356			1426			1456			1526			1556			1626
Pitsea (PSE)	d	1352		1359	1422		1429	1452		1459	1522		1529	1552		1559	1622		1629
Benfleet (BEF)	d	1355		1403	1425		1433	1455		1503	1525		1533	1555		1603	1625		1633
Leigh-on-Sea (LES)	d	1400		1407	1430		1437	1500		1507	1530		1537	1600		1607	1630		1637
Chalkwell (CHW)	d	1402		1410	1432		1440	1502		1510	1532		1540	1602		1610	1632		1640
Westcliff (WCF)	d	1404		1412	1434		1442	1504		1512	1534		1542	1604		1612	1634		1642
Southend Central (SOC)	a	1407		1414	1437		1444	1507		1514	1537		1544	1607		1614	1637		1644
Southend Central (SOC)	d	1407		1415	1437		1445	1507		1515	1537		1545	1607		1615	1637		1645
Southend East (SOE)	d	1409		1417	1439		1447	1509		1517	1539		1547	1609		1617	1639		1647
Thorpe Bay (TPB)	d	1412		1419	1442		1449	1512		1519	1542		1549	1612		1619	1642		1649
Shoeburyness (SRY)	a	1418		1425	1448		1455	1518		1525	1548		1555	1618		1625	1648		1655

Operator	Train ID	CC 2D36	CC 2R34	CC 9B26	CC 2D38	CC 2R36	CC 9B28	CC 2D40	CC 2R38	CC 9B30	CC 2D42	CC 2R40	CC 9B32	CC 2D44	CC 2R42	CC 9B34	CC 2D46	CC 2R44	CC 9B36
London Fenchurch Street (FST)	7 d	1553	1605		1623	1635		1653	1705		1723	1735		1753	1805		1823	1835	
Limehouse (LHS)	DLR d	1557	1609		1627	1639		1657	1709		1727	1739		1757	1809		1827	1839	
West Ham (WEH)	DLR d	1602	1614		1632	1644		1702	1714		1732	1744		1802	1814		1832	1844	
London Liverpool Street (LST)	15 d			1615			1645			1715			1745			1815			1845
Stratford (SRA)	DLR 7 d			1622			1652			1722			1752			1822			1852
Barking (BKG)	d	1608	1620	1633	1638	1650	1703	1708	1720	1733	1738	1750	1803	1808	1820	1833	1838	1850	1903
Upminster (UPM)	d	1616		1642	1646		1712	1716		1742	1746		1812	1816		1842	1846		1912
Ockendon (OCK)	d	1622			1652			1722			1752			1822			1852		
Chafford Hundred Lakeside (CFH)	d	1626			1656			1726			1756			1826			1856		
Dagenham Dock (DDK)	d		1624			1654			1724			1754			1824				1854
Rainham (RNM)	d		1628			1658			1728			1758			1828				1858
Purfleet (PFL)	d		1633			1703			1733			1803			1833				1903
Grays (GRY)	a	1630	1640		1700	1710		1730	1741		1800	1810		1830	1840		1900	1910	
Grays (GRY)	d	1630			1700			1730			1800			1830			1900		
Tilbury Town (TIL)	3 d	1633			1703			1733			1803			1833			1903		
East Tilbury (ETL)	d	1639			1709			1739			1809			1839			1909		
Stanford-le-Hope (SFO)	d	1643			1713			1743			1813			1843			1913		
West Horndon (WHR)	d			1647			1717			1747			1817			1847			1917
Laindon (LAI)	d			1652			1722			1752			1822			1852			1922
Basildon (BSO)	d			1656			1726			1756			1826			1856			1926
Pitsea (PSE)	d	1652		1659	1722		1729	1752		1759	1822		1829	1852		1859	1922		1929
Benfleet (BEF)	d	1655		1703	1725		1733	1755		1803	1825		1833	1855		1903	1925		1933
Leigh-on-Sea (LES)	d	1700		1707	1730		1737	1800		1807	1830		1837	1900		1907	1930		1937
Chalkwell (CHW)	d	1702		1710	1732		1740	1802		1810	1832		1840	1902		1910	1932		1940
Westcliff (WCF)	d	1704		1712	1734		1742	1804		1812	1834		1842	1904		1912	1934		1942
Southend Central (SOC)	a	1707		1714	1737		1744	1807		1814	1837		1844	1907		1914	1937		1944
Southend Central (SOC)	d	1707		1715	1737		1745	1807		1815	1837		1845	1907		1915	1937		1945
Southend East (SOE)	d	1709		1717	1739		1747	1809		1817	1839		1847	1909		1917	1939		1947
Thorpe Bay (TPB)	d	1712		1719	1742		1749	1812		1819	1842		1849	1912		1919	1942		1949
Shoeburyness (SRY)	a	1718		1725	1748		1755	1818		1825	1848		1855	1918		1925	1948		1955

NOTES (see introductory pages for explanation of train operator codes and standard symbols)

- a Arrival time  
d Departure time



## London to Barking, Upminster, Basildon, Grays, Tilbury, Southend Central and Shoeburyness

## Sundays

Operator	Train ID	CC 2D48	CC 2R46	CC 9B38	CC 2D50	CC 2R48	CC 9B40	CC 2D52	CC 2R50	CC 9B42	CC 2D54	CC 2R52	CC 9B44	CC 2D56	CC 2R54	CC 9B46	CC 2D58	CC 2R56	CC 9B48
London Fenchurch Street (FST)	<b>7</b> d	1853	1905		1923	1935		1953	2005		2023	2035		2053	2105		2123	2138	
Limehouse (LHS)	<b>DLR</b> d	1857	1909		1927	1939		1957	2009		2027	2039		2057	2109		2127	2142	
West Ham (WEH)	<b>DLR</b> d	1902	1914		1932	1944		2002	2014		2032	2044		2102	2114		2132	2147	
London Liverpool Street (LST)	<b>15</b> d			1915			1945			2015			2045			2115			2145
Stratford (SRA)	<b>DLR</b> <b>7</b> d			1922			1952			2022			2052			2122			2152
Barking (BKG)	<b>DLR</b> d	1908	1920	1933	1938	1950	2003	2008	2020	2033	2038	2050	2103	2108	2120	2133	2138	2153	2203
Upminster (UPM)	<b>DLR</b> d	1916		1942	1946		2012	2016		2042	2046		2112	2116		2142	2146		2212
Ockendon (OCK)	d	1922			1952			2022			2052			2122			2152		
Chafford Hundred Lakeside (CFH)	d	1926			1956			2026			2056			2126			2156		
Dagenham Dock (DDK)	d		1924			1954			2024			2054			2124			2154	2157
Rainham (RNM)	d		1928			1958			2028			2058			2128			2158	2201
Purfleet (PFL)	d		1933			2003			2033			2103			2133			2203	2206
Grays (GRY)	a	1930	1940		2000	2010		2030	2040		2100	2110		2130	2140		2200	2213	
Grays (GRY)	d	1930			2000			2030			2100			2130			2200		
Tilbury Town (TIL)	<b>3</b> d	1933			2003			2033			2103			2133			2203		
East Tilbury (ETL)	d	1939			2009			2039			2109			2139			2209		
Stanford-le-Hope (SFO)	d	1943			2013			2043			2113			2143			2213		
West Horndon (WHR)	d			1947			2017			2047			2117			2147			2217
Laindon (LAI)	d			1952			2022			2052			2122			2152			2222
Basildon (BSO)	d			1956			2026			2056			2126			2156			2226
Pitsea (PSE)	d	1952		1959	2022		2029	2052		2059	2122		2129	2152		2159	2222		2229
Benfleet (BEF)	d	1955		2003	2025		2033	2055		2103	2125		2133	2155		2203	2225		2233
Leigh-on-Sea (LES)	d	2000		2007	2030		2037	2100		2107	2130		2137	2200		2207	2230		2237
Chalkwell (CHW)	d	2002		2010	2032		2040	2102		2110	2132		2140	2202		2210	2232		2240
Westcliff (WCF)	d	2004		2012	2034		2042	2104		2112	2134		2142	2204		2212	2234		2242
Southend Central (SOC)	a	2007		2014	2037		2044	2107		2114	2137		2144	2207		2214	2237		2244
Southend Central (SOC)	d	2007		2015	2037		2045	2107		2115	2137		2145	2207		2215	2237		2245
Southend East (SOE)	d	2009		2017	2039		2047	2109		2117	2139		2147	2209		2217	2239		2247
Thorpe Bay (TPB)	d	2012		2019	2042		2049	2112		2119	2142		2149	2212		2219	2242		2249
Shoeburyness (SRY)	a	2018		2025	2048		2055	2118		2125	2148		2155	2218		2225	2248		2255

Operator	Train ID	CC 2D60	CC 9B50	CC 2D62	CC 9B52	CC 2D64	CC 9B54	CC 2D66	CC 2B16	CC 2B18
London Fenchurch Street (FST)	<b>7</b> d	2153		2223		2311			2341	0011
Limehouse (LHS)	<b>DLR</b> d	2157		2227		2315			2345	0015
West Ham (WEH)	<b>DLR</b> d	2202		2232		2320			2350	0020
London Liverpool Street (LST)	<b>15</b> d		2215		2245		2315			
Stratford (SRA)	<b>DLR</b> <b>7</b> d		2222		2252		2322			
Barking (BKG)	<b>DLR</b> d	2208	2233	2238	2304	2326	2333		2356	0026
Upminster (UPM)	<b>DLR</b> d	2216	2242	2246	2312	2334	2342		0005	0034
Ockendon (OCK)	d	2222			2252	2340				
Chafford Hundred Lakeside (CFH)	d	2226		2256		2344				
Dagenham Dock (DDK)	d									
Rainham (RNM)	d									
Purfleet (PFL)	d									
Grays (GRY)	a	2230		2300		2348				
Grays (GRY)	d	2230		2300		2348		←		
Tilbury Town (TIL)	<b>3</b> d	2233		2303		2351		←		
East Tilbury (ETL)	d	2239		2309		←		2357		
Stanford-le-Hope (SFO)	d	2243		2313		←		0001		
West Horndon (WHR)	d		2247		2317		2347		0010	0039
Laindon (LAI)	d		2252		2322		2352		0015	0044
Basildon (BSO)	d		2256		2326		2356		0018	0047
Pitsea (PSE)	d	2252	2259	2322	2329		2359	0009	0022	0051
Benfleet (BEF)	d	2255	2303	2325	2333		0003	0013	0025	0054
Leigh-on-Sea (LES)	d	2300	2307	2330	2337		0007	0017	0030	0059
Chalkwell (CHW)	d	2302	2310	2332	2340		0010	0020	0032	0101
Westcliff (WCF)	d	2304	2312	2334	2342		0012	0022	0034	0103
Southend Central (SOC)	a	2307	2314	2337	2344		0014	0024	0037	0106
Southend Central (SOC)	d	2307	2315	2337	2345		0015	0025	0037	0106
Southend East (SOE)	d	2309	2317	2339	2347		0017	0027	0039	0108
Thorpe Bay (TPB)	d	2312	2319	2342	2349		0019	0029	0042	0111
Shoeburyness (SRY)	a	2318	2325	2348	2355		0025	0035	0048	0117

NOTES (see introductory pages for explanation of train operator codes and standard symbols)

- a Arrival time  
d Departure time

## Shoeburyness, Southend Central, Tilbury, Grays and Basildon to Upminster, Barking and London

## Mondays to Fridays

Operator	Train ID	CC 2D01	CC 2B51	CC 2R51	CC 2D03	CC 2R53	CC 2B53	CC 2D05	CC 2B55	CC 2R55	CC 2R57	CC 2B57	CC 2D07	CC 2R59	CC 1B01	CC 1F59	CC 1D09	CC 2R61	CC 1F61
Shoeburyness (SRY)	d		0415				0459		0513		0521	0528		0534		0543			0557
Thorpe Bay (TPB)	d	0406	0418		0435		0503	0508	0517		0525	0532		0538	0542	0547		0556	0601
Southend East (SOE)	d	0408	0421		0437		0505	0510	0519		0527	0534		0540	0544	0549		0558	0603
Southend Central (SOC)	a	0411	0423		0440		0508	0513	0522		0530	0537		0543	0547	0552		0601	0606
Southend Central (SOC)	d	0411	0424		0440		0508	0513	0522		0530	0537		0543	0547	0552		0601	0606
Westcliff (WCF)	d	0414	0426		0442		0510	0515	0524		0532	0539		0545	0549	0554		0603	0608
Chalkwell (CHW)	d	0416	0428		0444		0513	0517	0527		0535	0542		0548	0552	0556		0606	0611
Leigh-on-Sea (LES)	d	0419	0431		0447		0515	0520	0530		0537	0544		0550	0554	0559		0608	0614
Benfleet (BEF)	d	0423	0436		0451		0520	0524	0535		0542	0549		0555	0559	0604		0613	0619
Pitsea (PSE)	d	0428	0440		0456		0523	0529	0538		0548e	0552		0604g		0607		0619	0623
Basildon (BSO)	d		0443				0527		0542			0556				0611			0627
Laindon (LAI)	d		0446				0531		0546			0600			0606	0615			0630
West Horndon (WHR)	d		0451				0535		0550			0604				0619			0635
Stanford-le-Hope (SFO)	d	0434			0502			0535			0554			0610				0625	
East Tilbury (ETL)	d	0437			0506			0538			0558			0614				0629	
Tilbury Town (TIL)	d	0443			0512			0544			0604			0620				0635	
Grays (GRY)	a	0446			0515			0547			0607			0623				0638	
Grays (GRY)	d	0446		0453	0515	0525		0547		0553	0607		0615	0623			0631	0638	
Purfleet (PFL)	d			0459		0531				0559	0613			0629				0644	
Rainham (RNM)	d			0504		0536				0604	0618			0634				0649	
Dagenham Dock (DDK)	d			0507		0539				0608	0622			0638				0653	
Chafford Hundred Lakeside (CFH)	d	0450			0519			0551					0619				0635		
Ockendon (OCK)	d	0454			0523			0555					0624				0640		
Upminster (UPM)	d	0500	0456		0530		0541	0602	0556			0610	0631		0615	0625	0649		0640
Barking (BKG)	d	0508	0505	0513	0539	0545	0549	0610	0604	0614	0628	0618	0639	0644				0700	
Stratford (SRA)	d	0507																	
London Liverpool Street (LST)	a																		
West Ham (WEH)	d	0513	0510	0518	0544	0550	0555	0616	0610	0619	0633	0623	0644	0649	0627	0638	0702	0705	0653
Limehouse (LHS)	d	0518	0515	0523	0549	0555	0600	0621	0615	0624	0639	0628	0649	0655	0633	0643	0708	0711	0659
London Fenchurch Street (FST)	a	0523	0520	0528	0554	0600	0604	0626	0619	0629	0644	0633	0654	0700	0637	0648	0714	0717	0706

Operator	Train ID	CC 2D11	CC 1B03	CC 1F63	CC 1B05	CC 2R63	CC 1B23	CC 2N03	CC 2D13	CC 2R65	CC 2D15	CC 2R67	CC 1F67	CC 1B11	CC 2N05	CC 2D17	CC 2R69	CC 1P13	CC 1B81
Shoeburyness (SRY)	d		0607	0611			0625						0641	0646				0702	
Thorpe Bay (TPB)	d		0611	0615			0629						0645	0650				0706	0712
Southend East (SOE)	d		0613	0617			0631						0647	0652				0708	0714
Southend Central (SOC)	a			0620			0634						0650	0655				0711	0717
Southend Central (SOC)	d	0611		0620			0634					0646	0650	0655			0704	0711	0717
Westcliff (WCF)	d	0613		0622			0636					0649	0652	0657			0706	0713	0719
Chalkwell (CHW)	d	0616		0625			0639					0651	0655	0700			0709	0716	0722
Leigh-on-Sea (LES)	d	0618	0622	0628	0634		0642					0654	0658	0703			0711		0725
Benfleet (BEF)	d	0623	0627	0633	0640		0647					0658	0703	0708			0717		0730
Pitsea (PSE)	d	0628	0631	0637			0651			0645		0705	0706	0711			0722		0734
Basildon (BSO)	d		0635	0641	0646		0655					0710	0715						0738
Laindon (LAI)	d		0639	0644	0649		0658	0704				0714	0719		0731				0745c
West Horndon (WHR)	d				0654			0709				0718			0736				0751
Stanford-le-Hope (SFO)	d	0634								0651		0712					0728		
East Tilbury (ETL)	d	0637								0654		0715					0731		
Tilbury Town (TIL)	d	0643								0700		0722					0737		
Grays (GRY)	a	0646								0703		0725					0740		
Grays (GRY)	d	0647				0652			0701	0704	0717	0725				0731	0741		
Purfleet (PFL)	d					0658			0709	0715		0731					0746		
Rainham (RNM)	d					0703			0715			0736					0752		
Dagenham Dock (DDK)	d					0707			0718			0740					0755		
Chafford Hundred Lakeside (CFH)	d	0651						0706		0721						0735			
Ockendon (OCK)	d	0656						0711		0726						0741			
Upminster (UPM)	d	0703		0654	0659		0708	0714	0719		0733				0741	0748			0757
Barking (BKG)	d	0711	0654	0703	0708	0714		0723	0728	0725	0741	0746	0736f		0750	0756	0802		
Stratford (SRA)	a																		
London Liverpool Street (LST)	a																		
West Ham (WEH)	d	0717	0659	0709	0713	0720	0723	0729	0735	0732	0747	0753	0743	0738	0756	0802	0808	0750	0811
Limehouse (LHS)	d	0722	0705	0714	0719	0725	0728	0734	0740	0737	0752	0758	0748	0743	0801	0807	0813	0755	0816
London Fenchurch Street (FST)	a	0729	0711	0721	0725	0732	0735	0741	0747	0744	0759	0805	0755	0750	0808	0814	0820	0802	0823

NOTES (see introductory pages for explanation of train operator codes and standard symbols)

- a Arrival time
- d Departure time
- c Arrives 4 minutes earlier
- e Arrives 3 minutes earlier
- f Arrives 6 minutes earlier
- g Arrives 5 minutes earlier

Shoeburyness, Southend Central, Tilbury, Grays and Basildon to Upminster, Barking and London

**Mondays to Fridays**

Operator Train ID	CC 2D19	CC 2R71	CC 1B19	CC 2N07	CC 2D21	CC 2R73	CC 1B39	CC 1B27	CC 2D23	CC 1B29	CC 2N09	CC 2R77	CC 2D27	CC 2R79	CC 1F79	CC 1B37	CC 2R81	CC 2B83
Shoeburyness (SRY)	d		0719				0739			0800					0815	0834		
Thorpe Bay (TPB)	d		0723				0743			0804					0819	0838		
Southend East (SOE)	d		0725				0745			0806					0821	0840		
Southend Central (SOC)	a		0728				0748			0809					0824	0843		
Southend Central (SOC)	d		0728				0748			0809					0824	0843		0850
Westcliff (WCF)	d		0730				0750			0811					0826	0845		0852
Chalkwell (CHW)	d		0733				0753			0814					0829	0848		0855
Leigh-on-Sea (LES)	d		0736				0756	0804		0817					0832	0851		0858
Benfleet (BEF)	d		0741				0801	0809		0822					0837	0856		0903
Pitsea (PSE)	d	0735	0745			0752	0804	0813				0819		0834	0840		0849	0906
Basildon (BSO)	d		0749				0808	0817		0828					0844	0902		0910
Laindon (LAI)	d		0752	0804			0812	0821			0834				0848	0905		0914
West Horndon (WHR)	d			0809			0825				0839							0918
Stanford-le-Hope (SFO)	d	0742				0758						0825		0840				0855
East Tilbury (ETL)	d	0745				0802						0829		0844				0859
Tilbury Town (TIL)	3 d	0751				0808						0835		0850				0905
Grays (GRY)	a	0754				0811						0838		0853				0908
Grays (GRY)	d	0747	0756			0801	0811		0818			0838	0847	0853				0908
Purfleet (PFL)	d		0802				0817					0844		0859				0914
Rainham (RNM)	d		0807				0822					0849		0904				0919
Dagenham Dock (DDK)	d		0811				0826					0853		0908				0923
Chafford Hundred Lakeside (CFH)	d	0751				0805			0822				0851					
Ockendon (OCK)	d	0756				0810			0826				0856					
Upminster (UPM)	⊖ d	0803			0814	0818		0821		0833		0844		0903		0856	0914	0924
Barking (BKG)	⊖ d	0811	0818		0823	0826	0832		0838	0841	0847	0853	0859	0911	0914	0905	0922	0929
Stratford (SRA)	⊖ DLR 7 a																	
London Liverpool Street (LST)	⊖ 15 a																	
West Ham (WEH)	⊖ DLR d	0817	0825	0814	0829	0832	0838	0835	0843	0847	0853	0859	0905	0917	0920	0910	0928	0935
Limehouse (LHS)	DLR d	0822	0830	0819	0834	0837	0843	0840	0849	0852	0858	0904	0910	0922	0925	0916	0933	0940
London Fenchurch Street (FST)	7 a	0829	0837	0826	0841	0844	0850	0847	0855	0859	0905	0911	0917	0928	0932	0922	0940	0947

Operator Train ID	CC 2D31	CC 2R83	CC 2F41	CC 2R85	CC 2D33	CC 1B43	CC 2B87	CC 2R87	CC 2D35	CC 1B45	CC 2B89	CC 2R89	CC 2D37	CC 2B91	CC 2R91	CC 2D39	CC 2B93	CC 2R93
Shoeburyness (SRY)	d		0853			0910	0927		0933	0941	0957			1027				1057
Thorpe Bay (TPB)	d		0857			0914	0931		0937	0945	1001			1031				1101
Southend East (SOE)	d		0859			0916	0933		0939	0947	1003			1033				1103
Southend Central (SOC)	a		0902			0919	0936		0942	0950	1006			1036				1106
Southend Central (SOC)	d		0902		0912	0919	0936		0942	0950	1006		1012	1036		1042	1106	
Westcliff (WCF)	d		0904		0915	0921	0938		0945	0952	1008		1015	1038		1045	1108	
Chalkwell (CHW)	d		0907		0917	0924	0941		0947	0955	1011		1017	1041		1047	1111	
Leigh-on-Sea (LES)	d		0909		0920	0927	0943		0950	0957	1013		1020	1043		1050	1113	
Benfleet (BEF)	d		0914		0924	0932	0948		0954	1002	1018		1024	1048		1054	1118	
Pitsea (PSE)	d	0915	0918		0929		0951		0959		1021		1029	1051		1059	1121	
Basildon (BSO)	d		0922			0938	0955			1008	1025			1055				1125
Laindon (LAI)	d		0925			0941	0958			1011	1028			1058				1128
West Horndon (WHR)	d		0930				1003				1033			1103				1133
Stanford-le-Hope (SFO)	d	0921			0935				1005				1035			1105		
East Tilbury (ETL)	d	0925			0938				1008				1038			1108		
Tilbury Town (TIL)	3 d	0931			0944				1014				1044			1114		
Grays (GRY)	a	0934			0947				1017				1047			1117		
Grays (GRY)	d	0917	0934		0941	0948		1010	1017			1040	1047		1110	1117		1140
Purfleet (PFL)	d		0940		0947			1016				1046			1116			1146
Rainham (RNM)	d		0945		0952			1021				1052			1121			1151
Dagenham Dock (DDK)	d		0948		0955			1024				1056			1124			1154
Chafford Hundred Lakeside (CFH)	d	0921			0952				1021				1051			1121		
Ockendon (OCK)	d	0925			0956				1025				1055			1125		
Upminster (UPM)	⊖ d	0932		0936		1003	0949	1008		1031	1019	1039		1101	1108		1131	1138
Barking (BKG)	⊖ d	0940	0954	0944	1002	1011	0958	1017	1030	1039	1027	1047	1104	1109	1117	1130	1139	1147
Stratford (SRA)	⊖ DLR 7 a																	
London Liverpool Street (LST)	⊖ 15 a																	
West Ham (WEH)	⊖ DLR d	0946	0959	0950	1007	1016	1003	1022	1035	1044	1032	1053	1109	1114	1122	1135	1144	1152
Limehouse (LHS)	DLR d	0951	1005	0955	1012	1021	1008	1028	1040	1049	1037	1058	1114	1119	1127	1140	1149	1157
London Fenchurch Street (FST)	7 a	0958	1009	1001	1017	1025	1014	1032	1045	1054	1041	1102	1118	1125	1131	1145	1154	1201

NOTES (see introductory pages for explanation of train operator codes and standard symbols)

- a Arrival time
- d Departure time

## Shoeburyness, Southend Central, Tilbury, Grays and Basildon to Upminster, Barking and London

## Mondays to Fridays

Operator Train ID	CC 2D41	CC 2B95	CC 2R95	CC 2D43	CC 2B97	CC 2R97	CC 2D45	CC 2B99	CC 2R99	CC 2D47	CC 2B01	CC 2R01	CC 2D49	CC 2B03	CC 2R03	CC 2D51	CC 2B05	CC 2R05			
Shoeburyness (SRY)	d	1127			1157			1227			1257			1327			1357				
Thorpe Bay (TPB)	d	1131			1201			1231			1301			1331			1401				
Southend East (SOE)	d	1133			1203			1233			1303			1333			1403				
Southend Central (SOC)	a	1136			1206			1236			1306			1336			1406				
Southend Central (SOC)	d	1112	1136		1139	1206		1212	1236		1242	1306		1311	1336		1342	1406			
Westcliff (WCF)	d	1115	1138		1142	1208		1215	1238		1245	1308		1314	1338		1345	1408			
Chalkwell (CHW)	d	1117	1141		1144	1211		1217	1241		1247	1311		1316	1341		1347	1411			
Leigh-on-Sea (LES)	d	1120	1143		1147	1213		1220	1243		1250	1313		1319	1343		1350	1413			
Benfleet (BEF)	d	1124	1148		1151	1218		1224	1248		1254	1318		1323	1348		1354	1418			
Pitsea (PSE)	d	1129	1151		1156	1221		1229	1251		1259	1321		1328	1351		1359	1421			
Basildon (BSO)	d		1155			1225			1255			1325			1355			1425			
Laindon (LAI)	d		1158			1228			1258			1328			1358			1428			
West Horndon (WHR)	d		1203			1233			1303			1333			1403			1433			
Stanford-le-Hope (SFO)	d	1135			1202			1235			1305			1334			1405				
East Tilbury (ETL)	d	1138			1205			1238			1308			1337			1408				
Tilbury Town (TIL)	d	1144			1211			1244			1314			1343			1414				
Grays (GRY)	a	1147			1214			1247			1317			1346			1417				
Grays (GRY)	d	1147		1210	1214		1240	1247		1310	1317		1340	1346		1410	1417	1440			
Purfleet (PFL)	d			1216			1246			1316			1346			1416		1446			
Rainham (RNM)	d			1221			1251			1321			1351			1421		1451			
Dagenham Dock (DDK)	d			1224			1254			1324			1354			1424		1454			
Chafford Hundred Lakeside (CFH)	d	1151			1218			1251			1321			1350			1421				
Ockendon (OCK)	d	1155			1222			1255			1325			1354			1425				
Upminster (UPM)	e	d	1201	1208		1228	1238		1301	1308		1331	1338		1401	1408		1431	1438		
Barking (BKG)	e	d	1209	1216	1230	1236	1246	1300	1309	1316	1330	1339	1346	1400	1409	1416	1430	1439	1446	1500	
Stratford (SRA)	e	DLR	7	a																	
London Liverpool Street (LST)	e	15	a																		
West Ham (WEH)	e	DLR	d	1214	1221	1235	1242	1252	1305	1314	1321	1335	1344	1351	1405	1414	1421	1435	1444	1451	1505
Limehouse (LHS)	DLR	d	1219	1226	1240	1247	1257	1310	1319	1326	1340	1349	1356	1410	1419	1426	1440	1449	1456	1510	
London Fenchurch Street (FST)	7	a	1224	1230	1245	1253	1301	1316	1324	1331	1345	1355	1402	1415	1424	1432	1445	1454	1500	1515	

Operator Train ID	CC 2D53	CC 2B07	CC 2R07	CC 2D55	CC 2B09	CC 2R09	CC 2D57	CC 2B11	CC 2R11	CC 2D59	CC 2B69	CC 1B71	CC 1B93	CC 2R13	CC 2D61	CC 2R15	CC 1F15	CC 1B73			
Shoeburyness (SRY)	d	1427			1457			1526			1539	1555	1600				1612	1618			
Thorpe Bay (TPB)	d	1431			1501			1530			1543	1559	1604				1616	1622			
Southend East (SOE)	d	1433			1503			1532			1545	1601	1606				1618	1624			
Southend Central (SOC)	a	1436			1506			1535			1548	1604	1609				1621	1627			
Southend Central (SOC)	d	1412	1436		1442	1506		1511	1535		1542	1548	1604	1609			1612	1621	1627		
Westcliff (WCF)	d	1415	1438		1445	1508		1514	1537		1544	1550	1606	1611			1615	1623	1629		
Chalkwell (CHW)	d	1417	1441		1447	1511		1516	1540		1547	1553	1609	1614			1617	1626	1632		
Leigh-on-Sea (LES)	d	1420	1443		1450	1513		1519	1542		1550	1555	1612	1616			1620	1629	1634		
Benfleet (BEF)	d	1424	1448		1454	1518		1523	1547		1554	1600	1617	1621			1624	1634	1639		
Pitsea (PSE)	d	1429	1451		1459	1521		1528	1550		1559	1603		1625			1629		1643		
Basildon (BSO)	d		1455			1525			1554			1607	1623	1629				1640	1647		
Laindon (LAI)	d		1458			1528			1558			1611	1626	1633				1643	1651		
West Horndon (WHR)	d		1503			1533			1602			1615	1631					1648			
Stanford-le-Hope (SFO)	d	1435			1505			1534			1605						1636				
East Tilbury (ETL)	d	1438			1508			1537			1608						1639				
Tilbury Town (TIL)	d	1444			1514			1543			1615						1645				
Grays (GRY)	a	1447			1517			1546			1618						1648				
Grays (GRY)	d	1447		1510	1517		1540	1546		1609	1619				1638	1648	1649				
Purfleet (PFL)	d			1516			1546			1615					1644		1655				
Rainham (RNM)	d			1521			1551			1620					1649		1701				
Dagenham Dock (DDK)	d			1524			1554			1624					1653		1704				
Chafford Hundred Lakeside (CFH)	d	1451			1521			1550			1622					1652					
Ockendon (OCK)	d	1455			1525			1554			1626					1657					
Upminster (UPM)	e	d	1501	1508		1531	1538		1601	1608		1633	1621		1641		1704		1653	1659	
Barking (BKG)	e	d	1509	1516	1530	1539	1546	1600	1611	1616	1631	1641	1629		1652e	1659	1713	1710	1701	1707	
Stratford (SRA)	e	DLR	7	a																	
London Liverpool Street (LST)	e	15	a																		
West Ham (WEH)	e	DLR	d	1514	1521	1535	1544	1551	1606	1616	1621	1637	1646	1634	1650	1657	1704	1718	1716	1707	1713
Limehouse (LHS)	DLR	d	1519	1527	1540	1549	1556	1611	1621	1626	1642	1651	1639			1709	1724	1721	1712		
London Fenchurch Street (FST)	7	a	1525	1531	1544	1554	1600	1616	1628	1631	1648	1657	1644	1659	1707	1714	1729	1726	1717	1723	

NOTES (see introductory pages for explanation of train operator codes and standard symbols)

- a Arrival time
- d Departure time
- e Arrives 3 minutes earlier

## Shoeburyness, Southend Central, Tilbury, Grays and Basildon to Upminster, Barking and London

## Mondays to Fridays

Operator Train ID	CC 1R17	CC 2B17	CC 1F19	CC 1B77	CC 2D63	CC 2R19	CC 2B21	CC 1R21	CC 1B79	CC 1F23	CC 2D65	CC 1F25	CC 2R23	CC 1F11	CC 2R25	CC 2B27	CC 2D67	CC 2B29
Shoeburyness (SRY)	d		1640	1648			1657		1705	1715		1727				1743		1800
Thorpe Bay (TPB)	d		1644	1652			1701		1709	1719		1731				1747		1804
Southend East (SOE)	d		1646	1654			1703		1711	1721		1733				1749		1806
Southend Central (SOC)	a		1649	1657			1706		1714	1724		1736				1752		1809
Southend Central (SOC)	d		1635	1649	1657		1706		1714	1724		1736				1752		1809
Westcliff (WCF)	d		1637	1651	1659		1708		1716	1726		1738				1754		1811
Chalkwell (CHW)	d		1640	1654	1702		1711		1719	1729		1740				1757		1814
Leigh-on-Sea (LES)	d		1642	1657	1704		1713		1721	1731		1743		1752		1759		1816
Benfleet (BEF)	d		1647	1702	1709		1718		1726	1736		1747				1804		1821
Pitsea (PSE)	d	1649	1651	1706	1714		1716	1721	1725	1729		1751			1754	1807		1824
Basildon (BSO)	d		1655	1710	1719		1725		1733	1743		1755		1801		1811		1828
Laindon (LAI)	d		1658	1713	1722		1728		1736	1746		1758				1814		1831
West Horndon (WHR)	d		1703	1718			1733					1803				1819		1836
Stanford-le-Hope (SFO)	d	1655					1722		1731							1800		
East Tilbury (ETL)	d	1659					1726		1735							1804		
Tilbury Town (TIL)	d	1705					1732		1741							1810		
Grays (GRY)	a	1708					1735		1744							1813		
Grays (GRY)	d	1708			1717	1735		1744			1747		1755		1813		1817	
Purfleet (PFL)	d	1713				1741		1749					1801		1819			
Rainham (RNM)	d	1718				1746		1754					1807		1824			
Dagenham Dock (DDK)	d	1722				1749		1758					1810		1828			
Chafford Hundred Lakeside (CFH)	d				1721						1751							1821
Ockendon (OCK)	d				1727						1757							1828
Upminster (UPM)	d		1708	1725		1734		1738		1744		1808		1812		1824	1835	1841
Barking (BKG)	d	1728	1717	1734	1739	1743	1755	1747	1805	1753		1813	1816	1818		1836e	1832	1843
Stratford (SRA)	d																	
London Liverpool Street (LST)	a																	
West Ham (WEH)	d		1722	1740	1746	1749	1801	1752	1810	1758	1806	1819	1822	1824		1841	1837	1848
Limehouse (LHS)	d	1739	1727			1754	1806	1757		1803		1824		1830		1847	1842	1853
London Fenchurch Street (FST)	a	1744	1732	1750	1755	1759	1810	1802	1819	1807	1815	1829	1831	1834	1837	1852	1849	1904

Operator Train ID	CC 2R27	CC 2D69	CC 2B31	CC 2R31	CC 2B33	CC 2D71	CC 2B37	CC 1R35	CC 2D73	CC 2B39	CC 2R37	CC 2D75	CC 2B41	CC 2R39	CC 2D77	CC 2B43	CC 2R41	CC 2D79
Shoeburyness (SRY)	d		1814		1828		1859			1927			1957			2027		
Thorpe Bay (TPB)	d		1818		1832		1903			1931			2001			2031		
Southend East (SOE)	d		1820		1834		1905			1933			2003			2033		
Southend Central (SOC)	a		1823		1837		1908			1936			2006			2036		
Southend Central (SOC)	d		1823		1837		1908		1912	1936		1942	2006		2012	2036		2042
Westcliff (WCF)	d		1825		1839		1910		1915	1938		1945	2008		2015	2038		2045
Chalkwell (CHW)	d		1828		1842		1913		1917	1941		1947	2011		2017	2041		2047
Leigh-on-Sea (LES)	d		1830		1844		1915		1920	1943		1950	2013		2020	2043		2050
Benfleet (BEF)	d		1835		1849		1920		1924	1948		1954	2018		2024	2048		2054
Pitsea (PSE)	d	1827	1838	1842	1853	1859	1923	1925	1929	1951		1959	2021		2029	2051		2059
Basildon (BSO)	d		1842		1857		1927			1955			2025			2055		
Laindon (LAI)	d		1845		1900		1930			1958			2028			2058		
West Horndon (WHR)	d		1850		1904		1935			2003			2033			2103		
Stanford-le-Hope (SFO)	d	1834		1849		1905			1935			2005			2035			2105
East Tilbury (ETL)	d	1837		1852		1909			1938			2008			2038			2108
Tilbury Town (TIL)	d	1843		1858		1915			1944			2014			2044			2114
Grays (GRY)	a	1846		1901		1919		1941	1947			2017			2047			2117
Grays (GRY)	d	1831	1847		1902		1919		1942	1947		2010	2017		2040	2047		2110
Purfleet (PFL)	d	1837		1907				1948			2016			2046		2116		
Rainham (RNM)	d	1842		1912				1953			2021			2051		2121		
Dagenham Dock (DDK)	d	1846		1916				1956			2024			2054		2124		
Chafford Hundred Lakeside (CFH)	d		1851			1922			1951			2021			2051			2121
Ockendon (OCK)	d		1857			1926			1955			2025			2055			2125
Upminster (UPM)	d		1904	1855		1909	1933	1940		2001	2008		2031	2038		2101	2108	2131
Barking (BKG)	d	1852	1912	1903	1922	1917	1941	1948	2003	2010	2016	2030	2039	2046	2100	2109	2116	2130
Stratford (SRA)	a																	
London Liverpool Street (LST)	a																	
West Ham (WEH)	d	1858	1917	1908	1927	1922	1946	1953	2008	2015	2022	2035	2044	2051	2105	2114	2121	2135
Limehouse (LHS)	d	1904	1922	1913	1932	1927	1951	1958	2013	2020	2027	2040	2049	2056	2110	2119	2126	2140
London Fenchurch Street (FST)	a	1909	1928	1918	1937	1932	1955	2004	2019	2024	2031	2045	2054	2100	2114	2124	2131	2145











NOTES (see introductory pages for explanation of train operator codes and standard symbols)

- a Arrival time
- d Departure time
- e Arrives 3 minutes earlier



## Shoeburyness, Southend Central, Tilbury, Grays and Basildon to Upminster, Barking and London

## Mondays to Fridays

	Operator Train ID	CC 2B45	CC 2R43	CC 2D81	CC 2B47	CC 2R45	CC 2D83	CC 2B49	CC 2R47	CC 2D85	CC 2F01	CC 2R49	CC 2D87	CC 2F03	CC 2T51	CC 2D89	CC 2F05
Shoeburyness (SRY)	d	2057			2127			2157			2227			2257			2327
Thorpe Bay (TPB)	d	2101			2131			2201			2231			2301			2331
Southend East (SOE)	d	2103			2133			2203			2233			2303			2333
Southend Central (SOC)	a	2106			2136			2206			2236			2306			2336
Southend Central (SOC)	d	2106		2112	2136		2142	2206		2212	2236		2242	2306		2312	2336
Westcliff (WCF)	d	2108		2115	2138		2145	2208		2215	2238		2245	2308		2315	2338
Chalkwell (CHW)	d	2111		2117	2141		2147	2211		2217	2241		2247	2311		2317	2341
Leigh-on-Sea (LES)	d	2113		2120	2143		2150	2213		2220	2243		2250	2313		2320	2343
Benfleet (BEF)	d	2118		2124	2148		2154	2218		2224	2248		2254	2318		2324	2348
Pitsea (PSE)	d	2121		2129	2151		2159	2221		2229	2251		2259	2321		2329	2351
Basildon (BSO)	d	2125			2155			2225			2255			2325			2355
Laindon (LAI)	d	2128			2158			2228			2258			2328			2358
West Horndon (WHR)	d	2133			2203			2233			2303			2333			0003
Stanford-le-Hope (SFO)	d			2135			2205			2235			2305			2335	
East Tilbury (ETL)	d			2138			2208			2238			2308			2338	
Tilbury Town (TIL)	 d			2144			2214			2244			2314			2344	
Grays (GRY)	a			2147			2217			2247			2317			2347	
Grays (GRY)	d		2143	2147		2210	2217		2240	2247		2310	2317		2339	2347	
Purfleet (PFL)	d		2149			2216			2246			2316			2345		
Rainham (RNM)	d		2154			2221			2251			2321			2350		
Dagenham Dock (DDK)	d		2158			2224			2254			2324			2354		
Chafford Hundred Lakeside (CFH)	d			2151			2221			2251			2321			2351	
Ockendon (OCK)	d			2155			2225			2255			2325			2355	
Upminster (UPM)	 d	2138		2201	2208		2231	2238		2301	2308		2331	2338		0001	0008
Barking (BKG)	 d	2146	2205	2209	2216	2230	2239	2246	2300	2309	2316	2330	2339	2346	2359	0009	0016
Stratford (SRA)	  a																
London Liverpool Street (LST)	  a																
West Ham (WEH)	 d	2151	2210	2214	2221	2235	2244	2251	2305	2314	2321	2335	2344	2351	0005	0014	0021
Limehouse (LHS)	 d	2156	2215	2219	2226	2240	2249	2256	2310	2319	2326	2340	2349	2356	0010	0019	0026
London Fenchurch Street (FST)	 a	2200	2219	2224	2232	2245	2254	2300	2314	2324	2332	2345	2356	0001	0015	0024	0032

NOTES (see introductory pages for explanation of train operator codes and standard symbols)

- a Arrival time  
d Departure time

Shoeburyness, Southend Central, Tilbury, Grays and Basildon to Upminster, Barking and London

Saturdays

Operator	Train ID	CC 2D01	CC 2B01	CC 2D03	CC 2B03	CC 2R01	CC 2D05	CC 2B05	CC 2R03	CC 2D07	CC 2B07	CC 2R05	CC 2D09	CC 2B09	CC 2R07	CC 2D11	CC 2B11	CC 2R09	CC 2D13
Shoeburyness (SRY)	d		0425	0443	0509		0513	0539		0543	0609		0613	0639		0643	0709		0713
Thorpe Bay (TPB)	d		0429	0447	0513		0517	0543		0547	0613		0617	0643		0647	0713		0717
Southend East (SOE)	d		0431	0449	0515		0519	0545		0549	0615		0619	0645		0649	0715		0719
Southend Central (SOC)	a		0434	0452	0518		0522	0548		0552	0618		0622	0648		0652	0718		0722
Southend Central (SOC)	d	0413	0434	0452	0518		0522	0548		0552	0618		0622	0648		0652	0718		0722
Westcliff (WCF)	d	0415	0436	0454	0520		0524	0550		0554	0620		0624	0650		0654	0720		0724
Chalkwell (CHW)	d	0417	0439	0457	0523		0527	0553		0557	0623		0627	0653		0657	0723		0727
Leigh-on-Sea (LES)	d	0420	0441	0500	0526		0530	0556		0600	0626		0630	0656		0700	0726		0730
Benfleet (BEF)	d	0424	0446	0505	0531		0535	0601		0605	0631		0635	0701		0705	0731		0735
Pitsea (PSE)	d	0429	0449	0510	0534		0540	0604		0610	0634		0640	0704		0710	0734		0740
Basildon (BSO)	d		0453		0538			0608			0638			0708			0738		
Laindon (LAI)	d		0456		0542			0612			0642			0712			0742		
West Horndon (WHR)	d		0501		0546			0616			0646			0716			0746		
Stanford-le-Hope (SFO)	d	0435		0516			0546			0616			0646			0716			0746
East Tilbury (ETL)	d	0438		0520			0550			0620			0650			0720			↪
Tilbury Town (TIL)	8 d	0444		0526			0556			0626			0656			0726			
Grays (GRY)	a	0447		0529			0559			0629			0659			0729			
Grays (GRY)	d	0448		0530		0549	0600		0619	0630		0649	0700		0719	0730		0749	
Purfleet (PFL)	d					0555			0625			0655			0725			0755	
Rainham (RNM)	d					0600			0630			0700			0730			0800	
Dagenham Dock (DDK)	d					0603			0633			0703			0733			0803	
Chafford Hundred Lakeside (CFH)	d	0451		0534			0604			0634			0704			0734			
Ockendon (OCK)	d	0455		0538			0608			0638			0708			0738			
Upminster (UPM)	⊖ d	0502	0506	0544	0552		0614	0622		0644	0652		0714	0722		0744	0752		
Barking (BKG)	⊖ d	0510	0514	0553	0600	0610	0623	0630	0639	0653	0700	0709	0723	0730	0739	0753	0800	0809	
Stratford (SRA)	⊖ DLR 7 a																		
London Liverpool Street (LST)	⊖ 15 a																		
West Ham (WEH)	⊖ DLR d	0515	0519	0558	0606	0615	0628	0636	0644	0658	0706	0714	0728	0736	0744	0758	0806	0814	
Limehouse (LHS)	⊖ DLR d	0520	0524	0603	0611	0620	0633	0641	0649	0703	0711	0719	0733	0741	0749	0803	0811	0819	
London Fenchurch Street (FST)	7 a	0527	0530	0609	0616	0625	0639	0646	0654	0709	0716	0724	0739	0746	0754	0809	0816	0824	

Operator	Train ID	CC 9B01	CC 2D13	CC 2B13	CC 2R11	CC 2D15	CC 9B03	CC 2D15	CC 2B15	CC 2R13	CC 2D17	CC 9B05	CC 2D17	CC 2B17	CC 2R15	CC 2D19	CC 9B07	CC 2D19	CC 2B19
Shoeburyness (SRY)	d	0725		0739		0743	0755		0809		0813	0825		0839		0843	0855		0909
Thorpe Bay (TPB)	d	0729		0743		0747	0759		0813		0817	0829		0843		0847	0859		0913
Southend East (SOE)	d	0731		0745		0749	0801		0815		0819	0831		0845		0849	0901		0915
Southend Central (SOC)	a	0734		0748		0752	0804		0818		0822	0834		0848		0852	0904		0918
Southend Central (SOC)	d	0734		0748		0752	0804		0818		0822	0834		0848		0852	0904		0918
Westcliff (WCF)	d	0736		0750		0754	0806		0820		0824	0836		0850		0854	0906		0920
Chalkwell (CHW)	d	0739		0753		0757	0809		0823		0827	0839		0853		0857	0909		0923
Leigh-on-Sea (LES)	d	0741		0756		0800	0811		0826		0830	0841		0856		0900	0911		0926
Benfleet (BEF)	d	0746		0801		0805	0816		0831		0835	0846		0901		0905	0916		0931
Pitsea (PSE)	d			0804		0810			0834		0840			0904		0910			0934
Basildon (BSO)	d	0752		0808			0822		0838			0852		0908			0922		0938
Laindon (LAI)	d	0756		0812			0826		0842			0856		0912			0926		0942
West Horndon (WHR)	d		↲	0816				↲	0846				↲	0916				↲	0946
Stanford-le-Hope (SFO)	d		0746			0816					0846			0846		0916			0916
East Tilbury (ETL)	d		0750			↪			0820					0850					0920
Tilbury Town (TIL)	8 d		0756						0826					0856					0926
Grays (GRY)	a		0759						0829					0859					0929
Grays (GRY)	d		0800		0819			0830		0849			0900		0919				0930
Purfleet (PFL)	d				0825					0855					0925				
Rainham (RNM)	d				0830					0900					0930				
Dagenham Dock (DDK)	d				0833					0903					0933				
Chafford Hundred Lakeside (CFH)	d		0804					0834					0904						0934
Ockendon (OCK)	d		0808					0838					0908						0938
Upminster (UPM)	⊖ d	0804	0814	0822			0834	0844	0852			0904	0914	0922			0934	0944	0952
Barking (BKG)	⊖ d	0814	0823	0830	0839		0844	0853	0900	0909		0914	0923	0930	0939		0944	0953	1000
Stratford (SRA)	⊖ DLR 7 a	0825					0855					0925					0955		
London Liverpool Street (LST)	⊖ 15 a	0835					0905					0935					1005		
West Ham (WEH)	⊖ DLR d		0828	0836	0844			0858	0906	0914			0928	0936	0944			0958	1006
Limehouse (LHS)	⊖ DLR d		0833	0841	0849			0903	0911	0919			0933	0941	0949			1003	1011
London Fenchurch Street (FST)	7 a		0839	0846	0854			0909	0916	0924			0939	0946	0954			1009	1016

NOTES (see introductory pages for explanation of train operator codes and standard symbols)

- a Arrival time
- d Departure time

Shoeburyness, Southend Central, Tilbury, Grays and Basildon to Upminster, Barking and London

Saturdays

Operator Train ID	CC 2R17	CC 2D21	CC 9B09	CC 2D21	CC 2B21	CC 2R19	CC 2D23	CC 9B11	CC 2D23	CC 2B23	CC 2R21	CC 2D25	CC 9B13	CC 2D25	CC 2B25	CC 2R23	CC 2D27	CC 9B15
Shoeburyness (SRY)	d	0913	0925		0939		0943	0955		1009		1013	1025		1039		1043	1055
Thorpe Bay (TPB)	d	0917	0929		0943		0947	0959		1013		1017	1029		1043		1047	1059
Southend East (SOE)	d	0919	0931		0945		0949	1001		1015		1019	1031		1045		1049	1101
Southend Central (SOC)	a	0922	0934		0948		0952	1004		1018		1022	1034		1048		1052	1104
Southend Central (SOC)	d	0922	0934		0948		0952	1004		1018		1022	1034		1048		1052	1104
Westcliff (WCF)	d	0924	0936		0950		0954	1006		1020		1024	1036		1050		1054	1106
Chalkwell (CHW)	d	0927	0939		0953		0957	1009		1023		1027	1039		1053		1057	1109
Leigh-on-Sea (LES)	d	0930	0941		0956		1000	1011		1026		1030	1041		1056		1100	1111
Benfleet (BEF)	d	0935	0946		1001		1005	1016		1031		1035	1046		1101		1105	1116
Pitsea (PSE)	d	0940			1004		1010			1034		1040			1104		1110	
Basildon (BSO)	d		0952		1008			1022		1038			1052		1108			1122
Laindon (LAI)	d		0956		1012			1026		1042			1056		1112			1126
West Horndon (WHR)	d			←	1016				←	1046				←	1116			
Stanford-le-Hope (SFO)	d	0946		0946			1016		1016			1046		1046			1116	
East Tilbury (ETL)	d	←		0950			←		1020		←		1050			←		
Tilbury Town (TIL)	8 d			0956					1026				1056					
Grays (GRY)	a			0959					1029				1059					
Grays (GRY)	d	0949			1000		1019		1030		1049			1100		1119		
Purfleet (PFL)	d	0955				1025				1055					1125			
Rainham (RNM)	d	1000				1030				1100					1130			
Dagenham Dock (DDK)	d	1003				1033				1103					1133			
Chafford Hundred Lakeside (CFH)	d				1004					1034				1104				
Ockendon (OCK)	d				1008					1038				1108				
Upminster (UPM)	⊖ d		1004	1014	1022			1034	1044	1052			1104	1114	1122			1134
Barking (BKG)	⊖ d	1009	1014	1023	1030	1039		1044	1053	1100	1109		1114	1123	1130	1139		1144
Stratford (SRA)	⊖ DLR 7 a			1025				1055					1125					1155
London Liverpool Street (LST)	⊖ 15 a			1035				1105					1135					1205
West Ham (WEH)	⊖ DLR d	1014			1028	1036	1044			1058	1106	1114			1128	1136	1144	
Limehouse (LHS)	DLR d	1019			1033	1041	1049			1103	1111	1119			1133	1141	1149	
London Fenchurch Street (FST)	7 a	1024			1039	1046	1054			1109	1116	1124			1139	1146	1154	

Operator Train ID	CC 2D27	CC 2B27	CC 2R25	CC 2D29	CC 9B17	CC 2D29	CC 2B29	CC 2R27	CC 2D31	CC 9B19	CC 2D31	CC 2B31	CC 2R29	CC 2D33	CC 9B21	CC 2D33	CC 2B33	CC 2R31	
Shoeburyness (SRY)	d	1109			1113	1125		1139		1143	1155		1209		1213	1225		1239	
Thorpe Bay (TPB)	d	1113			1117	1129		1143		1147	1159		1213		1217	1229		1243	
Southend East (SOE)	d	1115			1119	1131		1145		1149	1201		1215		1219	1231		1245	
Southend Central (SOC)	a	1118			1122	1134		1148		1152	1204		1218		1222	1234		1248	
Southend Central (SOC)	d	1118			1122	1134		1148		1152	1204		1218		1222	1234		1248	
Westcliff (WCF)	d	1120			1124	1136		1150		1154	1206		1220		1224	1236		1250	
Chalkwell (CHW)	d	1123			1127	1139		1153		1157	1209		1223		1227	1239		1253	
Leigh-on-Sea (LES)	d	1126			1130	1141		1156		1200	1211		1226		1230	1241		1256	
Benfleet (BEF)	d	1131			1135	1146		1201		1205	1216		1231		1235	1246		1301	
Pitsea (PSE)	d	1134			1140			1204		1210			1234		1240			1304	
Basildon (BSO)	d	1138				1152		1208			1222		1238			1252		1308	
Laindon (LAI)	d	1142				1156		1212			1226		1242			1256		1312	
West Horndon (WHR)	d	←	1146				←	1216				←	1246				←	1316	
Stanford-le-Hope (SFO)	d	1116			1146				1216		1216			1246				1246	
East Tilbury (ETL)	d	1120			1150				←		1220			←				1250	
Tilbury Town (TIL)	8 d	1126			1156						1226							1256	
Grays (GRY)	a	1129			1159						1229							1259	
Grays (GRY)	d	1130		1149			1200		1219		1230		1249			1300		1319	
Purfleet (PFL)	d			1155				1225					1255					1325	
Rainham (RNM)	d			1200				1230					1300					1330	
Dagenham Dock (DDK)	d			1203				1233					1303					1333	
Chafford Hundred Lakeside (CFH)	d	1134				1204					1234					1304			
Ockendon (OCK)	d	1138				1208					1238					1308			
Upminster (UPM)	⊖ d	1144	1152			1204	1214	1222			1234	1244	1252		1304	1314	1322		
Barking (BKG)	⊖ d	1153	1200	1209		1214	1223	1230	1239		1244	1253	1300	1309		1314	1323	1330	
Stratford (SRA)	⊖ DLR 7 a				1225						1255					1325			
London Liverpool Street (LST)	⊖ 15 a				1235						1305					1335			
West Ham (WEH)	⊖ DLR d	1158	1206	1214			1228	1236	1244				1258	1306	1314		1328	1336	1344
Limehouse (LHS)	DLR d	1203	1211	1219			1233	1241	1249				1303	1311	1319		1333	1341	1349
London Fenchurch Street (FST)	7 a	1209	1216	1224			1239	1246	1254				1309	1316	1324		1339	1346	1354

NOTES (see introductory pages for explanation of train operator codes and standard symbols)

- a Arrival time
- d Departure time

## Shoeburyness, Southend Central, Tilbury, Grays and Basildon to Upminster, Barking and London

## Saturdays

Operator	Train ID	CC 2D35	CC 9B23	CC 2D35	CC 2B35	CC 2R33	CC 2D37	CC 9B25	CC 2D37	CC 2B37	CC 2R35	CC 2D39	CC 9B27	CC 2D39	CC 2B39	CC 2R37	CC 2D41	CC 9B29	CC 2D41
Shoeburyness (SRY)	d	1243	1255		1309		1313	1325		1339		1343	1355		1409		1413	1425	
Thorpe Bay (TPB)	d	1247	1259		1313		1317	1329		1343		1347	1359		1413		1417	1429	
Southend East (SOE)	d	1249	1301		1315		1319	1331		1345		1349	1401		1415		1419	1431	
Southend Central (SOC)	a	1252	1304		1318		1322	1334		1348		1352	1404		1418		1422	1434	
Southend Central (SOC)	d	1252	1304		1318		1322	1334		1348		1352	1404		1418		1422	1434	
Westcliff (WCF)	d	1254	1306		1320		1324	1336		1350		1354	1406		1420		1424	1436	
Chalkwell (CHW)	d	1257	1309		1323		1327	1339		1353		1357	1409		1423		1427	1439	
Leigh-on-Sea (LES)	d	1300	1311		1326		1330	1341		1356		1400	1411		1426		1430	1441	
Benfleet (BEF)	d	1305	1316		1331		1335	1346		1401		1405	1416		1431		1435	1446	
Pitsea (PSE)	d	1310			1334		1340			1404		1410			1434		1440		
Basildon (BSO)	d		1322		1338			1352		1408			1422		1438			1452	
Laindon (LAI)	d		1326		1342			1356		1412			1426		1442			1456	
West Horndon (WHR)	d			←	1346				←	1416				←	1446				←
Stanford-le-Hope (SFO)	d	1316		1316			1346		1346			1416		1416			1446		1446
East Tilbury (ETL)	d	←		1320			←		1350			←		1420			←		1450
Tilbury Town (TIL)	8 d			1326					1356					1426					1456
Grays (GRY)	a			1329					1359					1429					1459
Grays (GRY)	d			1330		1349			1400		1419			1430		1449			1500
Purfleet (PFL)	d					1355					1425					1455			
Rainham (RNM)	d					1400					1430					1500			
Dagenham Dock (DDK)	d					1403					1433					1503			
Chafford Hundred Lakeside (CFH)	d			1334					1404					1434					1504
Ockendon (OCK)	d			1338					1408					1438					1508
Upminster (UPM)	⊖ d		1334	1344	1352			1404	1414	1422			1434	1444	1452				1504
Barking (BKG)	⊖ d		1344	1353	1400	1409			1414	1423	1430	1439		1444	1453	1500	1509		1514
Stratford (SRA)	⊖ DLR 7 a		1355						1425					1455					1525
London Liverpool Street (LST)	⊖ 15 a		1405						1435					1505					1535
West Ham (WEH)	⊖ DLR d			1358	1406	1414			1428	1436	1444			1458	1506	1514			1528
Limehouse (LHS)	DLR d			1403	1411	1419			1433	1441	1449			1503	1511	1519			1533
London Fenchurch Street (FST)	7 a			1409	1416	1424			1439	1446	1454			1509	1516	1524			1539

Operator	Train ID	CC 2B41	CC 2R39	CC 2D43	CC 9B31	CC 2D43	CC 2B43	CC 2R41	CC 2D45	CC 9B33	CC 2D45	CC 2B45	CC 2R43	CC 2D47	CC 9B35	CC 2D47	CC 2B47	CC 2R45	CC 2D49
Shoeburyness (SRY)	d	1439		1443	1455		1509		1513	1525		1539		1543	1555		1609		1613
Thorpe Bay (TPB)	d	1443		1447	1459		1513		1517	1529		1543		1547	1559		1613		1617
Southend East (SOE)	d	1445		1449	1501		1515		1519	1531		1545		1549	1601		1615		1619
Southend Central (SOC)	a	1448		1452	1504		1518		1522	1534		1548		1552	1604		1618		1622
Southend Central (SOC)	d	1448		1452	1504		1518		1522	1534		1548		1552	1604		1618		1622
Westcliff (WCF)	d	1450		1454	1506		1520		1524	1536		1550		1554	1606		1620		1624
Chalkwell (CHW)	d	1453		1457	1509		1523		1527	1539		1553		1557	1609		1623		1627
Leigh-on-Sea (LES)	d	1456		1500	1511		1526		1530	1541		1556		1600	1611		1626		1630
Benfleet (BEF)	d	1501		1505	1516		1531		1535	1546		1601		1605	1616		1631		1635
Pitsea (PSE)	d	1504		1510			1534		1540			1604		1610			1634		1640
Basildon (BSO)	d	1508			1522		1538			1552		1608			1622		1638		
Laindon (LAI)	d	1512			1526		1542			1556		1612			1626		1642		
West Horndon (WHR)	d	1516				←	1546				←	1616				←	1646		
Stanford-le-Hope (SFO)	d			1516					1546			1546		1616			1616		1646
East Tilbury (ETL)	d			←					←			1550					1620		←
Tilbury Town (TIL)	8 d						1526					1556					1626		
Grays (GRY)	a						1529					1559					1629		
Grays (GRY)	d			1519			1530		1549			1600		1619			1630		1649
Purfleet (PFL)	d			1525					1555					1625					1655
Rainham (RNM)	d			1530					1600					1630					1700
Dagenham Dock (DDK)	d			1533					1603					1633					1703
Chafford Hundred Lakeside (CFH)	d					1534						1604					1634		
Ockendon (OCK)	d					1538						1608					1638		
Upminster (UPM)	⊖ d	1522			1534	1544	1552			1604	1614	1622			1634	1644	1652		
Barking (BKG)	⊖ d	1530	1539		1544	1553	1600	1609		1614	1623	1630	1639		1644	1653	1700	1709	
Stratford (SRA)	⊖ DLR 7 a				1555					1625					1655				
London Liverpool Street (LST)	⊖ 15 a				1605					1635					1705				
West Ham (WEH)	⊖ DLR d	1536	1544			1558	1606	1614				1628	1636	1644			1658	1706	1714
Limehouse (LHS)	DLR d	1541	1549			1603	1611	1619				1633	1641	1649			1703	1711	1719
London Fenchurch Street (FST)	7 a	1546	1554			1609	1616	1624				1639	1646	1654			1709	1716	1724

NOTES (see introductory pages for explanation of train operator codes and standard symbols)

- a Arrival time  
d Departure time

Shoeburyness, Southend Central, Tilbury, Grays and Basildon to Upminster, Barking and London

Saturdays

Operator Train ID	CC 9B37	CC 2D49	CC 2B49	CC 2R47	CC 2D51	CC 9B39	CC 2D51	CC 2B51	CC 2R49	CC 2D53	CC 9B41	CC 2D53	CC 2B53	CC 2R51	CC 2D55	CC 9B43	CC 2D55	CC 2B55
Shoeburyness (SRY)	d	1625		1639		1643	1655		1709		1713	1725		1739		1743	1755	1809
Thorpe Bay (TPB)	d	1629		1643		1647	1659		1713		1717	1729		1743		1747	1759	1813
Southend East (SOE)	d	1631		1645		1649	1701		1715		1719	1731		1745		1749	1801	1815
Southend Central (SOC)	a	1634		1648		1652	1704		1718		1722	1734		1748		1752	1804	1818
Southend Central (SOC)	d	1634		1648		1652	1704		1718		1722	1734		1748		1752	1804	1818
Westcliff (WCF)	d	1636		1650		1654	1706		1720		1724	1736		1750		1754	1806	1820
Chalkwell (CHW)	d	1639		1653		1657	1709		1723		1727	1739		1753		1757	1809	1823
Leigh-on-Sea (LES)	d	1641		1656		1700	1711		1726		1730	1741		1756		1800	1812	1826
Benfleet (BEF)	d	1646		1701		1705	1716		1731		1735	1746		1801		1805	1816	1831
Pitsea (PSE)	d			1704		1710			1734		1740			1804		1810		1834
Basildon (BSO)	d	1652		1708			1722		1738			1752		1808			1822	1838
Laindon (LAI)	d	1656		1712			1726		1742			1756		1812			1826	1842
West Horndon (WHR)	d		↔	1716				↔	1746				↔	1816				1846
Stanford-le-Hope (SFO)	d		1646			1716			1716			1746			1746		1816	1816
East Tilbury (ETL)	d		1650			↔			1720			↔			1750		↔	1820
Tilbury Town (TIL)	8 d		1656						1726						1756			1826
Grays (GRY)	a		1659						1729						1759			1829
Grays (GRY)	d		1700			1719			1730			1749			1800		1819	1830
Purfleet (PFL)	d					1725						1755					1825	
Rainham (RNM)	d					1730						1800					1830	
Dagenham Dock (DDK)	d					1733						1803					1833	
Chafford Hundred Lakeside (CFH)	d		1704						1734						1804			1834
Ockendon (OCK)	d		1708						1738						1808			1838
Upminster (UPM)	⊖ d	1704	1714	1722			1734	1744	1752			1804	1814	1822			1834	1844
Barking (BKG)	⊖ d	1714	1723	1730	1739		1744	1753	1800	1809		1814	1823	1830	1839		1844	1853
Stratford (SRA)	⊖ DLR 7 a	1725					1755								1825			1855
London Liverpool Street (LST)	⊖ 15 a	1735					1805								1835			1905
West Ham (WEH)	⊖ DLR d		1728	1736	1744			1758	1806	1814			1828	1836	1844			1858
Limehouse (LHS)	DLR d		1733	1741	1749			1803	1811	1819			1833	1841	1849			1903
London Fenchurch Street (FST)	7 a		1739	1746	1754			1809	1816	1824			1839	1846	1854			1909

Operator Train ID	CC 2R53	CC 2D57	CC 9B45	CC 2D57	CC 2B57	CC 2R55	CC 2D59	CC 9B47	CC 2D59	CC 2B59	CC 2R57	CC 2D61	CC 9B49	CC 2D61	CC 2B61	CC 2R59	CC 2D63	CC 9B51	
Shoeburyness (SRY)	d		1813	1825		1839		1843	1855		1909		1913	1925		1939		1943	1955
Thorpe Bay (TPB)	d		1817	1829		1843		1847	1859		1913		1917	1929		1943		1947	1959
Southend East (SOE)	d		1819	1831		1845		1849	1901		1915		1919	1931		1945		1949	2001
Southend Central (SOC)	a		1822	1834		1848		1852	1904		1918		1922	1934		1948		1952	2004
Southend Central (SOC)	d		1822	1834		1848		1852	1904		1918		1922	1934		1948		1952	2004
Westcliff (WCF)	d		1824	1836		1850		1854	1906		1920		1924	1936		1950		1954	2006
Chalkwell (CHW)	d		1827	1839		1853		1857	1909		1923		1927	1939		1953		1957	2009
Leigh-on-Sea (LES)	d		1830	1841		1856		1900	1911		1926		1930	1941		1956		2000	2011
Benfleet (BEF)	d		1835	1846		1901		1905	1916		1931		1935	1946		2001		2005	2016
Pitsea (PSE)	d		1840			1904		1910			1934		1940			2004		2010	
Basildon (BSO)	d			1852		1908			1922		1938			1952		2008			2022
Laindon (LAI)	d			1856		1912			1926		1942			1956		2012			2026
West Horndon (WHR)	d			↔		1916				↔	1946				↔	2016			
Stanford-le-Hope (SFO)	d		1846			1846			1916				1946			1946			2016
East Tilbury (ETL)	d		↔			1850			↔				↔			1950			↔
Tilbury Town (TIL)	8 d					1856										1956			
Grays (GRY)	a					1859										1959			
Grays (GRY)	d	1849				1900			1919				1949			2000		2019	
Purfleet (PFL)	d	1855							1925				1955					2025	
Rainham (RNM)	d	1900							1930				2000					2030	
Dagenham Dock (DDK)	d	1903							1933				2003					2033	
Chafford Hundred Lakeside (CFH)	d					1904					1934				2004				
Ockendon (OCK)	d					1908					1938				2008				
Upminster (UPM)	⊖ d			1904	1914	1922			1934	1944	1952			2004	2014	2022			2034
Barking (BKG)	⊖ d	1909		1914	1923	1930	1939		1944	1953	2000	2009		2014	2023	2030	2039		2044
Stratford (SRA)	⊖ DLR 7 a			1925					1955						2025				2055
London Liverpool Street (LST)	⊖ 15 a			1935					2005						2035				2105
West Ham (WEH)	⊖ DLR d	1914			1928	1936	1944			1958	2006	2014			2028	2036	2044		
Limehouse (LHS)	DLR d	1919			1933	1941	1949			2003	2011	2019			2033	2041	2049		
London Fenchurch Street (FST)	7 a	1924			1939	1946	1954			2009	2016	2024			2039	2046	2054		

NOTES (see introductory pages for explanation of train operator codes and standard symbols)

- a Arrival time
- d Departure time



## Shoeburyness, Southend Central, Tilbury, Grays and Basildon to Upminster, Barking and London

## Saturdays

Operator Train ID	CC 2D63	CC 2B63	CC 2R61	CC 2D65	CC 9B53	CC 2D65	CC 2B65	CC 2R63	CC 2D67	CC 9B55	CC 2D67	CC 2B67	CC 2R65	CC 2D69	CC 9B57	CC 2D69	CC 2B69	CC 2R67
Shoeburyness (SRY)	d	2009		2013	2025		2039		2043	2055		2109		2113	2125		2139	
Thorpe Bay (TPB)	d	2013		2017	2029		2043		2047	2059		2113		2117	2129		2143	
Southend East (SOE)	d	2015		2019	2031		2045		2049	2101		2115		2119	2131		2145	
Southend Central (SOC)	a	2018		2022	2034		2048		2052	2104		2118		2122	2134		2148	
Southend Central (SOC)	d	2018		2022	2034		2048		2052	2104		2118		2122	2134		2148	
Westcliff (WCF)	d	2020		2024	2036		2050		2054	2106		2120		2124	2136		2150	
Chalkwell (CHW)	d	2023		2027	2039		2053		2057	2109		2123		2127	2139		2153	
Leigh-on-Sea (LES)	d	2026		2030	2041		2056		2100	2111		2126		2130	2141		2156	
Benfleet (BEF)	d	2031		2035	2046		2101		2105	2116		2131		2135	2146		2201	
Pitsea (PSE)	d	2034		2040			2104		2110			2134		2140			2204	
Basildon (BSO)	d	2038			2052		2108			2122		2138			2152		2208	
Laindon (LAI)	d	2042			2056		2112			2126		2142			2156		2212	
West Horndon (WHR)	d	←	2046			←	2116				←	2146				←	2216	
Stanford-le-Hope (SFO)	d	2016		2046		2046			2116		2116			2146		2146		
East Tilbury (ETL)	d	2020		↘		2050			↘		2120			↘		2150		
Tilbury Town (TIL)	Ⓜ d	2026				2056					2126					2156		
Grays (GRY)	a	2029				2059					2129					2159		
Grays (GRY)	d	2030		2049		2100		2119			2130		2149			2200		2219
Purfleet (PFL)	d			2055				2125					2155					2225
Rainham (RNM)	d			2100				2130					2200					2230
Dagenham Dock (DDK)	d			2103				2133					2203					2233
Chafford Hundred Lakeside (CFH)	d	2034				2104					2134					2204		
Ockendon (OCK)	d	2038				2108					2138					2208		
Upminster (UPM)	⊖ d	2044	2052		2104	2114	2122			2134	2144	2152			2204	2214	2222	
Barking (BKG)	⊖ d	2053	2100	2109		2114	2123	2130	2139		2144	2153	2200	2209		2214	2223	2230
Stratford (SRA)	⊖ DLR 7 a				2125						2155					2225		
London Liverpool Street (LST)	⊖ 15 a				2135						2205					2235		
West Ham (WEH)	⊖ DLR d	2058	2106	2114		2128	2136	2144			2158	2206	2214			2228	2236	2244
Limehouse (LHS)	DLR d	2103	2111	2119		2133	2141	2149			2203	2211	2219			2233	2241	2249
London Fenchurch Street (FST)	7 a	2109	2116	2124		2139	2146	2154			2209	2216	2224			2239	2246	2254

Operator Train ID	CC 2D71	CC 9B59	CC 2D71	CC 2B71	CC 2R69	CC 2D73	CC 9B61	CC 2D73	CC 2B73	CC 2R71	CC 2D75	CC 2B75	CC 2B77	CC 2D79	
Shoeburyness (SRY)	d	2143	2155		2209		2213	2225		2239		2243	2309	2329	2333
Thorpe Bay (TPB)	d	2147	2159		2213		2217	2229		2243		2247	2313	2333	2337
Southend East (SOE)	d	2149	2201		2215		2219	2231		2245		2249	2315	2335	2339
Southend Central (SOC)	a	2152	2204		2218		2222	2234		2248		2252	2318	2338	2342
Southend Central (SOC)	d	2152	2204		2218		2222	2234		2248		2252	2318	2338	2342
Westcliff (WCF)	d	2154	2206		2220		2224	2236		2250		2254	2320	2340	2344
Chalkwell (CHW)	d	2157	2209		2223		2227	2239		2253		2257	2323	2343	2347
Leigh-on-Sea (LES)	d	2200	2211		2226		2230	2241		2256		2300	2326	2346	2350
Benfleet (BEF)	d	2205	2216		2231		2235	2246		2301		2305	2331	2351	2354
Pitsea (PSE)	d	2210			2234		2240			2304		2310	2334	2354	2359
Basildon (BSO)	d		2222		2238			2252		2308			2338	2358	
Laindon (LAI)	d		2226		2242			2256		2312			2342	0001	
West Horndon (WHR)	d			←	2246				←	2316			2346	0006	
Stanford-le-Hope (SFO)	d	2216		2216		2246		2246			2316				0005
East Tilbury (ETL)	d	↘		2220		↘		2250			2320				0009
Tilbury Town (TIL)	Ⓜ d			2226				2256			2326				0015
Grays (GRY)	a			2229				2259			2329				0018
Grays (GRY)	d			2230		2249		2300		2325	2330				0019
Purfleet (PFL)	d					2255				2331					
Rainham (RNM)	d					2300				2336					
Dagenham Dock (DDK)	d					2303				2339					
Chafford Hundred Lakeside (CFH)	d			2234				2304			2334				0024
Ockendon (OCK)	d			2238				2308			2338				0028
Upminster (UPM)	⊖ d		2234	2244	2252		2304	2314	2322		2344	2352	0011	0034	
Barking (BKG)	⊖ d		2244	2253	2300	2309		2317c	2323	2330	2345	2353	2359	0020	0043a
Stratford (SRA)	⊖ DLR 7 a		2255					2325							
London Liverpool Street (LST)	⊖ 15 a		2305					2335							
West Ham (WEH)	⊖ DLR d			2258	2306	2314			2328	2336	2350	2358	0006	0025	
Limehouse (LHS)	DLR d			2303	2311	2319			2333	2341	2355	0003	0011	0030	
London Fenchurch Street (FST)	7 a			2309	2316	2324			2339	2346	0001	0010	0016	0036	

NOTES (see introductory pages for explanation of train operator codes and standard symbols)

- a Arrival time
- d Departure time
- c Arrives 4 minutes earlier

Shoeburyness, Southend Central, Tilbury, Grays and Basildon to Upminster, Barking and London

Sundays

Operator	Train ID	CC 2B01	CC 2D99	CC 2B03	CC 2D99	CC 2B05	CC 2D01	CC 2B07	CC 2D01	CC 2R01	CC 2D03	CC 2B09	CC 2D03	CC 2R03	CC 2D05	CC 2B11	CC 2D05	CC 2R05	CC 2D07
Shoeburyness (SRY)	d	0540	0602	0610		0626	0643	0656			0713	0726			0743	0756			0813
Thorpe Bay (TPB)	d	0544	0606	0614		0630	0647	0700			0717	0730			0747	0800			0817
Southend East (SOE)	d	0546	0608	0616		0632	0649	0702			0719	0732			0749	0802			0819
Southend Central (SOC)	a	0549	0611	0619		0635	0652	0705			0722	0735			0752	0805			0822
Southend Central (SOC)	d	0549	0611	0619		0635	0652	0705			0722	0735			0752	0805			0822
Westcliff (WCF)	d	0551	0613	0621		0637	0654	0707			0724	0737			0754	0807			0824
Chalkwell (CHW)	d	0554	0616	0624		0640	0657	0710			0727	0740			0757	0810			0827
Leigh-on-Sea (LES)	d	0556	0619	0626		0642	0700	0712			0730	0742			0800	0812			0830
Benfleet (BEF)	d	0601	0624	0631		0647	0705	0717			0735	0747			0805	0817			0835
Pitsea (PSE)	d	0604	0629	0634		0650	0710	0720			0740	0750			0810	0820			0840
Basildon (BSO)	d	0608		0638		0654		0724				0754				0824			
Laindon (LAI)	d	0611		0641		0657		0727				0757				0827			
West Horndon (WHR)	d	0616		0646	←	0702		0732	←			0802	←			0832	←		
Stanford-le-Hope (SFO)	d		0635		0635		0716		0716		0746		0746		0816		0816		0846
East Tilbury (ETL)	d		←		0638		←		0719		←		0749		←		0819		←
Tilbury Town (TIL)	8 d				0644				0725				0755			0825			
Grays (GRY)	a				0647				0728				0758			0828			
Grays (GRY)	d				0648				0730	0740			0800	0820			0830	0850	
Purfleet (PFL)	d									0746				0826				0856	
Rainham (RNM)	d									0751				0831				0901	
Dagenham Dock (DDK)	d									0754				0834				0904	
Chafford Hundred Lakeside (CFH)	d				0651				0733					0803				0833	
Ockendon (OCK)	d				0655				0737					0807				0837	
Upminster (UPM)	⊖ d	0621		0651	0702	0707		0737	0744			0807	0814			0837	0844		
Barking (BKG)	⊖ d	0629		0659	0711	0715		0745	0753	0800		0815	0823	0840		0846	0853	0911	
Stratford (SRA)	⊖ DLR 7 a																		
London Liverpool Street (LST)	⊖ 15 a																		
West Ham (WEH)	⊖ DLR d	0634		0704	0716	0720		0750	0758	0805		0820	0828	0845		0851	0858	0916	
Limehouse (LHS)	⊖ DLR d	0639		0709	0721	0725		0755	0803	0810		0825	0833	0850		0856	0903	0921	
London Fenchurch Street (FST)	7 a	0645		0716	0728	0732		0802	0809	0815		0832	0839	0855		0902	0909	0926	

Operator	Train ID	CC 9B01	CC 2D07	CC 2R07	CC 2D09	CC 9B03	CC 2D09	CC 2R09	CC 2D11	CC 9B05	CC 2D11	CC 2R11	CC 2D13	CC 9B07	CC 2D13	CC 2R13	CC 2D15	CC 9B09	CC 2D15
Shoeburyness (SRY)	d	0826			0843	0856			0913	0926			0943	0956			1013	1026	
Thorpe Bay (TPB)	d	0830			0847	0900			0917	0930			0947	1000			1017	1030	
Southend East (SOE)	d	0832			0849	0902			0919	0932			0949	1002			1019	1032	
Southend Central (SOC)	a	0835			0852	0905			0922	0935			0952	1005			1022	1035	
Southend Central (SOC)	d	0835			0852	0905			0922	0935			0952	1005			1022	1035	
Westcliff (WCF)	d	0837			0854	0907			0924	0937			0954	1007			1024	1037	
Chalkwell (CHW)	d	0840			0857	0910			0927	0940			0957	1010			1027	1040	
Leigh-on-Sea (LES)	d	0842			0900	0912			0930	0942			1000	1012			1030	1042	
Benfleet (BEF)	d	0847			0905	0917			0935	0947			1005	1017			1035	1047	
Pitsea (PSE)	d	0850			0910	0920			0940	0950			1010	1020			1040	1050	
Basildon (BSO)	d	0854				0924				0954				1024				1054	
Laindon (LAI)	d	0857				0927				0957				1027				1057	
West Horndon (WHR)	d	0902	←			0932	←			1002	←			1032	←			1102	←
Stanford-le-Hope (SFO)	d		0846		0916		0916		0946		0946		1016		1016		1046		1046
East Tilbury (ETL)	d		0849		←		0919		←		0949		←		1019		←		1049
Tilbury Town (TIL)	8 d		0855				0925			0955			1025				1055		
Grays (GRY)	a		0858				0928			0958			1028				1058		
Grays (GRY)	d		0900	0920			0930	0950		1000	1020			1030	1050				1100
Purfleet (PFL)	d				0926			0956			1026				1056				
Rainham (RNM)	d				0931			1001			1031				1101				
Dagenham Dock (DDK)	d				0934			1004			1034				1104				
Chafford Hundred Lakeside (CFH)	d		0903				0933			1003				1033					1103
Ockendon (OCK)	d		0907				0937			1007				1037					1107
Upminster (UPM)	⊖ d	0907	0914			0937	0944			1007	1014			1037	1044			1107	1114
Barking (BKG)	⊖ d	0917	0923	0940		0947	0953	1010		1017	1023	1040		1047	1053	1110		1117	1123
Stratford (SRA)	⊖ DLR 7 a	0925				0955				1025				1055				1125	
London Liverpool Street (LST)	⊖ 15 a	0935				1005				1035				1105				1135	
West Ham (WEH)	⊖ DLR d		0928	0945			0958	1015			1028	1045			1058	1115			1128
Limehouse (LHS)	⊖ DLR d		0933	0950			1003	1020			1033	1050			1103	1120			1133
London Fenchurch Street (FST)	7 a		0939	0955			1009	1025			1039	1055			1109	1125			1139

NOTES (see introductory pages for explanation of train operator codes and standard symbols)

- a Arrival time
- d Departure time

## Shoeburyness, Southend Central, Tilbury, Grays and Basildon to Upminster, Barking and London

## Sundays

Operator	Train ID	CC 2R15	CC 2D17	CC 9B11	CC 2D17	CC 2R17	CC 2D19	CC 9B13	CC 2D19	CC 2R19	CC 2D21	CC 9B15	CC 2D21	CC 2R21	CC 2D23	CC 9B17	CC 2D23	CC 2R23	CC 2D25
Shoeburyness (SRY)	d		1043	1056			1113	1126			1143	1156			1213	1226			1243
Thorpe Bay (TPB)	d		1047	1100			1117	1130			1147	1200			1217	1230			1247
Southend East (SOE)	d		1049	1102			1119	1132			1149	1202			1219	1232			1249
Southend Central (SOC)	a		1052	1105			1122	1135			1152	1205			1222	1235			1252
Southend Central (SOC)	d		1052	1105			1122	1135			1152	1205			1222	1235			1252
Westcliff (WCF)	d		1054	1107			1124	1137			1154	1207			1224	1237			1254
Chalkwell (CHW)	d		1057	1110			1127	1140			1157	1210			1227	1240			1257
Leigh-on-Sea (LES)	d		1100	1112			1130	1142			1200	1212			1230	1242			1300
Benfleet (BEF)	d		1105	1117			1135	1147			1205	1217			1235	1247			1305
Pitsea (PSE)	d		1110	1120			1140	1150			1210	1220			1240	1250			1310
Basildon (BSO)	d			1124				1154				1224				1254			
Laindon (LAI)	d			1127				1157				1227				1257			
West Horndon (WHR)	d			1132	↔			1202	↔			1232	↔			1302	↔		
Stanford-le-Hope (SFO)	d		1116		1116		1146		1146		1216		1216		1246		1246		1316
East Tilbury (ETL)	d		↔		1119	↔			1149	↔			1219	↔			1249	↔	
Tilbury Town (TIL)	8 d				1125				1155				1225				1255		
Grays (GRY)	a				1128				1158				1228				1258		
Grays (GRY)	d	1120			1130	1150			1200	1220			1230	1250			1300	1320	
Purfleet (PFL)	d	1126				1156				1226				1256				1326	
Rainham (RNM)	d	1131				1201				1231				1301				1331	
Dagenham Dock (DDK)	d	1134				1204				1234				1304				1334	
Chafford Hundred Lakeside (CFH)	d				1133				1203				1233				1303		
Ockendon (OCK)	d				1137				1207				1237				1307		
Upminster (UPM)	⊖ d			1137	1144			1207	1214			1237				1307	1314		
Barking (BKG)	⊖ d	1140		1147	1153	1210		1217	1223	1240		1247	1253	1310		1317	1323	1340	
Stratford (SRA)	⊖ DLR 7 a			1155				1225				1255				1325			
London Liverpool Street (LST)	⊖ 15 a			1205				1235				1305				1335			
West Ham (WEH)	⊖ DLR d	1145			1158	1215			1228	1245			1258	1315			1328	1345	
Limehouse (LHS)	DLR d	1150			1203	1220			1233	1250			1303	1320			1333	1350	
London Fenchurch Street (FST)	7 a	1155			1209	1225			1239	1255			1309	1325			1339	1355	

Operator	Train ID	CC 9B19	CC 2D25	CC 2R25	CC 2D27	CC 9B21	CC 2D27	CC 2R27	CC 2D29	CC 9B23	CC 2D29	CC 2R29	CC 2D31	CC 9B25	CC 2D31	CC 2R31	CC 2D33	CC 9B27	CC 2D33
Shoeburyness (SRY)	d	1256			1313	1326			1343	1356			1413	1426			1443	1456	
Thorpe Bay (TPB)	d	1300			1317	1330			1347	1400			1417	1430			1447	1500	
Southend East (SOE)	d	1302			1319	1332			1349	1402			1419	1432			1449	1502	
Southend Central (SOC)	a	1305			1322	1335			1352	1405			1422	1435			1452	1505	
Southend Central (SOC)	d	1305			1322	1335			1352	1405			1422	1435			1452	1505	
Westcliff (WCF)	d	1307			1324	1337			1354	1407			1424	1437			1454	1507	
Chalkwell (CHW)	d	1310			1327	1340			1357	1410			1427	1440			1457	1510	
Leigh-on-Sea (LES)	d	1312			1330	1342			1400	1412			1430	1442			1500	1512	
Benfleet (BEF)	d	1317			1335	1347			1405	1417			1435	1447			1505	1517	
Pitsea (PSE)	d	1320			1340	1350			1410	1420			1440	1450			1510	1520	
Basildon (BSO)	d	1324				1354				1424				1454				1524	
Laindon (LAI)	d	1327				1357				1427				1457				1527	
West Horndon (WHR)	d	1332	↔			1402	↔		1432	↔			1502	↔			1532	↔	
Stanford-le-Hope (SFO)	d		1316		1346		1346		1416		1416		1446		1446		1516		1516
East Tilbury (ETL)	d		1319		↔		1349	↔		1419	↔		1449		1449		1519		1519
Tilbury Town (TIL)	8 d		1325				1355			1425			1455		1455		1525		1525
Grays (GRY)	a		1328				1358			1428			1458		1458		1528		1528
Grays (GRY)	d		1330	1350			1400	1420		1430	1450			1500	1520				1530
Purfleet (PFL)	d			1356				1426			1456				1526				
Rainham (RNM)	d			1401				1431			1501				1531				
Dagenham Dock (DDK)	d			1404				1434			1504				1534				
Chafford Hundred Lakeside (CFH)	d		1333				1403			1433				1503					1533
Ockendon (OCK)	d		1337				1407			1437				1507					1537
Upminster (UPM)	⊖ d	1337	1344			1407	1414			1437	1444			1507	1514			1537	1544
Barking (BKG)	⊖ d	1347	1353	1410		1417	1423	1440		1447	1453	1510		1517	1523	1540		1547	1553
Stratford (SRA)	⊖ DLR 7 a	1355				1425				1458				1525				1555	
London Liverpool Street (LST)	⊖ 15 a	1405				1435				1509				1535				1605	
West Ham (WEH)	⊖ DLR d	1358	1415			1428	1445			1458	1515			1528	1545				1558
Limehouse (LHS)	DLR d	1403	1420			1433	1450			1503	1520			1533	1550				1603
London Fenchurch Street (FST)	7 a	1409	1425			1439	1455			1509	1525			1539	1555				1609

NOTES (see introductory pages for explanation of train operator codes and standard symbols)

- a Arrival time  
d Departure time

## Shoeburyness, Southend Central, Tilbury, Grays and Basildon to Upminster, Barking and London

## Sundays

Operator Train ID	CC 2R33	CC 2D35	CC 9B29	CC 2D35	CC 2R35	CC 2D37	CC 9B31	CC 2D37	CC 2R37	CC 2D39	CC 9B33	CC 2D39	CC 2R39	CC 2D41	CC 9B35	CC 2D41	CC 2R41	CC 2D43	
Shoeburyness (SRY)	d		1513	1526			1543	1556			1613	1626			1643	1656		1713	
Thorpe Bay (TPB)	d		1517	1530			1547	1600			1617	1630			1647	1700		1717	
Southend East (SOE)	d		1519	1532			1549	1602			1619	1632			1649	1702		1719	
Southend Central (SOC)	a		1522	1535			1552	1605			1622	1635			1652	1705		1722	
Southend Central (SOC)	d		1522	1535			1552	1605			1622	1635			1652	1705		1722	
Westcliff (WCF)	d		1524	1537			1554	1607			1624	1637			1654	1707		1724	
Chalkwell (CHW)	d		1527	1540			1557	1610			1627	1640			1657	1710		1727	
Leigh-on-Sea (LES)	d		1530	1542			1600	1612			1630	1642			1700	1712		1730	
Benfleet (BEF)	d		1535	1547			1605	1617			1635	1647			1705	1717		1735	
Pitsea (PSE)	d		1540	1550			1610	1620			1640	1650			1710	1720		1740	
Basildon (BSO)	d			1554				1624				1654				1724			
Laindon (LAI)	d			1557				1627				1657				1727			
West Horndon (WHR)	d			1602		↩		1632		↩		1702		↩		1732		↩	
Stanford-le-Hope (SFO)	d		1546			1546		1616		1616		1646		1646		1716		1746	
East Tilbury (ETL)	d		↪			1549		↪		1619		↪		1649		↪		↪	
Tilbury Town (TIL)	8 d					1555				1625				1655				1725	
Grays (GRY)	a					1558				1628				1658				1728	
Grays (GRY)	d	1550			1600	1620			1630	1650			1700	1720			1730	1750	
Purfleet (PFL)	d	1556				1626				1656				1726				1756	
Rainham (RNM)	d	1601				1631				1701				1731				1801	
Dagenham Dock (DDK)	d	1604				1634				1704				1734				1804	
Chafford Hundred Lakeside (CFH)	d				1603				1633					1703				1733	
Ockendon (OCK)	d				1607				1637					1707				1737	
Upminster (UPM)	⊖ d			1607	1614			1637	1644			1707	1714			1737	1744		
Barking (BKG)	⊖ d	1610		1617	1623	1640		1647	1653	1710		1717	1723	1740		1747	1753	1810	
Stratford (SRA)	⊖ DLR 7 a			1625				1655				1725				1755			
London Liverpool Street (LST)	⊖ 15 a			1635				1705				1735				1805			
West Ham (WEH)	⊖ DLR d	1615			1628	1645			1658	1715				1728	1745			1758	1815
Limehouse (LHS)	DLR d	1620			1633	1650			1703	1720				1733	1750			1803	1820
London Fenchurch Street (FST)	7 a	1625			1639	1655			1709	1725				1739	1755			1809	1825

Operator Train ID	CC 9B37	CC 2D43	CC 2R43	CC 2D45	CC 9B39	CC 2D45	CC 2R45	CC 2D47	CC 9B41	CC 2D47	CC 2R47	CC 2D49	CC 9B43	CC 2D49	CC 2R49	CC 2D51	CC 9B45	CC 2D51	
Shoeburyness (SRY)	d	1726			1743	1756			1813	1826			1843	1856			1913	1926	
Thorpe Bay (TPB)	d	1730			1747	1800			1817	1830			1847	1900			1917	1930	
Southend East (SOE)	d	1732			1749	1802			1819	1832			1849	1902			1919	1932	
Southend Central (SOC)	a	1735			1752	1805			1822	1835			1852	1905			1922	1935	
Southend Central (SOC)	d	1735			1752	1805			1822	1835			1852	1905			1922	1935	
Westcliff (WCF)	d	1737			1754	1807			1824	1837			1854	1907			1924	1937	
Chalkwell (CHW)	d	1740			1757	1810			1827	1840			1857	1910			1927	1940	
Leigh-on-Sea (LES)	d	1742			1800	1812			1830	1842			1900	1912			1930	1942	
Benfleet (BEF)	d	1747			1805	1817			1835	1847			1905	1917			1935	1947	
Pitsea (PSE)	d	1750			1810	1820			1840	1850			1910	1920			1940	1950	
Basildon (BSO)	d	1754				1824				1854				1924				1954	
Laindon (LAI)	d	1757				1827				1857				1927				1957	
West Horndon (WHR)	d	1802		↩		1832		↩		1902		↩		1932		↩		2002	↩
Stanford-le-Hope (SFO)	d		1746		1816			1816		1846			1916			1916		1946	1946
East Tilbury (ETL)	d		1749		↪			1819		↪			1849			1919		1949	1949
Tilbury Town (TIL)	8 d		1755			1825				1855			1925			↪		1955	1955
Grays (GRY)	a		1758			1828				1858			1928					1958	1958
Grays (GRY)	d		1800	1820			1830	1850			1900	1920			1930	1950			2000
Purfleet (PFL)	d			1826				1856				1926				1956			
Rainham (RNM)	d			1831				1901				1931				2001			
Dagenham Dock (DDK)	d			1834				1904				1934				2004			
Chafford Hundred Lakeside (CFH)	d		1803				1833				1903				1933				2003
Ockendon (OCK)	d		1807				1837				1907				1937				2007
Upminster (UPM)	⊖ d	1807	1814			1837	1844			1907	1914			1937	1944			2007	2014
Barking (BKG)	⊖ d	1817	1823	1840		1847	1853	1910		1917	1923	1940		1947	1953	2010		2017	2023
Stratford (SRA)	⊖ DLR 7 a		1825			1858				1925				1955				2025	2025
London Liverpool Street (LST)	⊖ 15 a		1835			1909				1935				2005				2035	2035
West Ham (WEH)	⊖ DLR d		1828	1845			1858	1915			1928	1945			1958	2015			2028
Limehouse (LHS)	DLR d		1833	1850			1903	1920			1933	1950			2003	2020			2033
London Fenchurch Street (FST)	7 a		1839	1855			1909	1925			1939	1955			2009	2025			2039

NOTES (see introductory pages for explanation of train operator codes and standard symbols)

- a Arrival time  
d Departure time

Shoeburyness, Southend Central, Tilbury, Grays and Basildon to Upminster, Barking and London

Sundays

Operator Train ID	CC 2R51	CC 2D53	CC 9B47	CC 2D53	CC 2R53	CC 2D55	CC 9B49	CC 2D55	CC 2R55	CC 2D57	CC 9B51	CC 2D57	CC 2R57	CC 2D59	CC 9B53	CC 2D59	CC 2D61	CC 9B55
Shoeburyness (SRY)	d	1943	1956			2013	2026			2043	2056			2113	2126		2143	2156
Thorpe Bay (TPB)	d	1947	2000			2017	2030			2047	2100			2117	2130		2147	2200
Southend East (SOE)	d	1949	2002			2019	2032			2049	2102			2119	2132		2149	2202
Southend Central (SOC)	a	1952	2005			2022	2035			2052	2105			2122	2135		2152	2205
Southend Central (SOC)	d	1952	2005			2022	2035			2052	2105			2122	2135		2152	2205
Westcliff (WCF)	d	1954	2007			2024	2037			2054	2107			2124	2137		2154	2207
Chalkwell (CHW)	d	1957	2010			2027	2040			2057	2110			2127	2140		2157	2210
Leigh-on-Sea (LES)	d	2000	2012			2030	2042			2100	2112			2130	2142		2200	2212
Benfleet (BEF)	d	2005	2017			2035	2047			2105	2117			2135	2147		2205	2217
Pitsea (PSE)	d	2010	2020			2040	2050			2110	2120			2140	2150		2210	2220
Basildon (BSO)	d		2024				2054				2124				2154			2224
Laindon (LAI)	d		2027				2057				2127				2157			2227
West Horndon (WHR)	d		2032	←			2102	←			2132	←			2202	←		2232
Stanford-le-Hope (SFO)	d		2016			2046		2046		2116			2116		2146		2146	2216
East Tilbury (ETL)	d	←		2019		←		2049		←			2119		←		2149	←
Tilbury Town (TIL)	8 d			2025				2055					2125				2155	
Grays (GRY)	a			2028				2058					2128				2158	
Grays (GRY)	d	2020			2030	2050			2100	2120			2130	2150			2200	
Purfleet (PFL)	d	2026				2056				2126				2156				
Rainham (RNM)	d	2031				2101				2131				2201				
Dagenham Dock (DDK)	d	2034				2104				2134				2204				
Chafford Hundred Lakeside (CFH)	d				2033				2103					2133			2203	
Ockendon (OCK)	d				2037				2107					2137			2207	
Upminster (UPM)	⊖ d		2037	2044			2107	2114			2137	2144			2207	2214		2237
Barking (BKG)	⊖ d	2040	2047	2053	2110		2117	2123	2140		2147	2153	2210		2217	2223		2247
Stratford (SRA)	⊖ DLR 7 a			2055			2125				2155				2225			2255
London Liverpool Street (LST)	⊖ 15 a			2105			2135				2205				2235			2305
West Ham (WEH)	⊖ DLR d	2045			2058	2115			2128	2145			2158	2215			2228	
Limehouse (LHS)	DLR d	2050			2103	2120			2133	2150			2203	2220			2233	
London Fenchurch Street (FST)	7 a	2055			2109	2125			2139	2155			2209	2225			2239	

Operator Train ID	CC 2D61	CC 2R59	CC 2B13	CC 2D63	CC 2B15	CC 2D63
Shoeburyness (SRY)	d		2210	2226	2240	
Thorpe Bay (TPB)	d		2214	2230	2244	
Southend East (SOE)	d		2216	2232	2246	
Southend Central (SOC)	a		2219	2235	2249	
Southend Central (SOC)	d		2219	2235	2249	
Westcliff (WCF)	d		2221	2237	2251	
Chalkwell (CHW)	d		2224	2240	2254	
Leigh-on-Sea (LES)	d		2226	2243	2256	
Benfleet (BEF)	d		2231	2248	2301	
Pitsea (PSE)	d		2234	2253	2304	
Basildon (BSO)	d		2238		2308	
Laindon (LAI)	d		2241		2311	
West Horndon (WHR)	d	←	2246		2316	←
Stanford-le-Hope (SFO)	d	2216			2259	2259
East Tilbury (ETL)	d	2219		←		2302
Tilbury Town (TIL)	8 d	2225				2308
Grays (GRY)	a	2228				2311
Grays (GRY)	d	2230	2235			2312
Purfleet (PFL)	d		2241			
Rainham (RNM)	d		2246			
Dagenham Dock (DDK)	d		2249			
Chafford Hundred Lakeside (CFH)	d	2233				2315
Ockendon (OCK)	d	2237				2319
Upminster (UPM)	⊖ d	2244		2251	2321	2326
Barking (BKG)	⊖ d	2253	2256	2259	2329	2335
Stratford (SRA)	⊖ DLR 7 a					
London Liverpool Street (LST)	⊖ 15 a					
West Ham (WEH)	⊖ DLR d	2258	2301	2304	2334	2340
Limehouse (LHS)	DLR d	2303	2306	2309	2339	2345
London Fenchurch Street (FST)	7 a	2309	2311	2316	2346	2351

NOTES (see introductory pages for explanation of train operator codes and standard symbols)

- a Arrival time
- d Departure time



## Tilbury Town to Tilbury Riverside (Bus) and Gravesend (Ferry)

## Mondays to Fridays

Operator	CC	CC	CC	CC	CC	CC	CC	CC	CC	CC	CC	CC	CC	CC	CC	CC	CC	
1st Class/Reservations/Bus																		
Tilbury Town (TIL)  d	0534		0613		0643		0708		0730		0803		0833		0903		1003	
Tilbury Riverside (TBR)  a	0536		0615		0645		0710		0732		0805		0835		0905		1005	
Tilbury Riverside (TBR)  d		0550		0620		0650		0715		0740		0810		0840		0910		1015
Gravesend Town Pier () a		0555		0625		0655		0720		0745		0815		0845		0915		1020

Operator	CC	CC	CC	CC	CC	CC	CC	CC	CC	CC	CC	CC	CC	CC	CC	CC	CC	
1st Class/Reservations/Bus																		
Tilbury Town (TIL)  d	1033		1103		1133		1203		1233		1303		1333		1403		1508	
Tilbury Riverside (TBR)  a	1035		1105		1135		1205		1235		1305		1335		1405		1510	
Tilbury Riverside (TBR)  d		1042		1112		1142		1212		1242		1312		1342		1410		1515
Gravesend Town Pier () a		1047		1117		1147		1217		1247		1317		1347		1415		1520

**NOTES** (see introductory pages for explanation of train operator codes and standard symbols)

- a Arrival time
- d Departure time

## Tilbury Town to Tilbury Riverside (Bus) and Gravesend (Ferry)

**Mondays to Fridays**

Operator	CC	CC	CC	CC	CC	CC	CC	CC	CC	CC	CC	CC	CC	CC	CC
1st Class/Reservations/Bus															
Tilbury Town (TIL)  d	1533		1603		1633		1703		1733		1803		1833		1903
Tilbury Riverside (TBR) a	1535		1605		1635		1705		1735		1805		1835		1905
Tilbury Riverside (TBR)  d		1542		1612		1642		1712		1742		1812		1842	1910
Gravesend Town Pier () a		1547		1617		1647		1717		1747		1817		1847	1915

**NOTES** (see introductory pages for explanation of train operator codes and standard symbols)

- a Arrival time  
d Departure time

## Tilbury Town to Tilbury Riverside (Bus) and Gravesend (Ferry)

## Saturdays

Operator	CC	CC	CC	CC	CC	CC	CC	CC	CC	CC	CC	CC	CC	CC	CC	CC	CC
1st Class/Reservations/Bus																	
Tilbury Town (TIL)  d	0536		0615		0710		0732		0805		0835		0905		1005		1035
Tilbury Riverside (TBR)  a	0538		0617		0712		0734		0807		0837		0907		1007		1037
Tilbury Riverside (TBR)  d		0550		0620		0715		0740		0810		0840		0910		1015	1042
Gravesend Town Pier () a		0555		0625		0720		0745		0815		0845		0915		1020	1047

Operator	CC	CC	CC	CC	CC	CC	CC	CC	CC	CC	CC	CC	CC	CC	CC	CC	CC
1st Class/Reservations/Bus																	
Tilbury Town (TIL)  d	1105		1135		1205		1235		1305		1335		1405		1510		1535
Tilbury Riverside (TBR)  a	1107		1137		1207		1237		1307		1337		1407		1512		1537
Tilbury Riverside (TBR)  d		1112		1142		1212		1242		1312		1342		1410		1515	1542
Gravesend Town Pier () a		1117		1147		1217		1247		1317		1347		1415		1520	1547

















THERE IS NO SERVICE ON SUNDAYS

NOTES (see introductory pages for explanation of train operator codes and standard symbols)

- a Arrival time  
d Departure time

## Tilbury Town to Tilbury Riverside (Bus) and Gravesend (Ferry)

## Saturdays

Operator	CC	CC	CC	CC	CC	CC	CC	CC	CC	CC	CC	CC	CC
1st Class/Reservations/Bus													
Tilbury Town (TIL)  d	1605		1635		1705		1735		1805		1835		1905
Tilbury Riverside (TBR) a	1607		1637		1707		1737		1807		1837		1907
Tilbury Riverside (TBR)  d		1612		1642		1712		1742		1812		1842	1910
Gravesend Town Pier ( )  a		1617		1647		1717		1747		1817		1847	1915

NOTES (see introductory pages for explanation of train operator codes and standard symbols)

- a Arrival time
- d Departure time

## Gravesend to Tilbury Riverside (Ferry) and Tilbury Town (Bus)

## Mondays to Fridays

Operator		CC	CC	CC	CC	CC	CC	CC	CC	CC	CC	CC	CC	CC	CC	CC	CC	CC
1st Class/Reservations/Bus																		
Gravesend Town Pier ( )	d	0540		0610		0640		0700		0725		0800		0830		0900		1005
Tilbury Riverside (TBR)	a	0545		0615		0645		0705		0730		0805		0835		0905		1010
Tilbury Riverside (TBR)	d		0550		0620		0650		0715		0735		0810		0840		0910	1015
Tilbury Town (TIL)	a		0558		0628		0658		0723		0744		0820		0848		0918	1024

Operator		CC	CC	CC	CC	CC	CC	CC	CC	CC	CC	CC	CC	CC	CC	CC	CC	CC
1st Class/Reservations/Bus																		
Gravesend Town Pier ( )	d	1030		1100		1130		1200		1230		1300		1330		1400		1505
Tilbury Riverside (TBR)	a	1035		1105		1135		1205		1235		1305		1335		1405		1510
Tilbury Riverside (TBR)	d		1040		1110		1140		1210		1240		1310		1340		1410	1530
Tilbury Town (TIL)	a		1048		1118		1148		1218		1248		1318		1348		1418	1535


















NOTES (see introductory pages for explanation of train operator codes and standard symbols)

- a Arrival time
- d Departure time



## Gravesend to Tilbury Riverside (Ferry) and Tilbury Town (Bus)

**Mondays to Fridays**

	Operator	CC	CC	CC	CC	CC	CC	CC	CC	CC	CC	CC	CC	CC	CC
1st Class/Reservations/Bus															
Gravesend Town Pier ( )	 d		1600		1630		1700		1730		1800		1830		1900
Tilbury Riverside (TBR)	 a		1605		1635		1705		1735		1805		1835		1905
Tilbury Riverside (TBR)	d	1540		1610		1640		1710		1740		1810		1840	1910
Tilbury Town (TIL)	 a	1548		1618		1648		1718		1748		1818		1848	1918

**NOTES** (see introductory pages for explanation of train operator codes and standard symbols)

- a Arrival time
- d Departure time

## Gravesend to Tilbury Riverside (Ferry) and Tilbury Town (Bus)

## Saturdays

Operator	CC	CC	CC	CC	CC	CC	CC	CC	CC	CC	CC	CC	CC	CC	CC	CC	CC
1st Class/Reservations/Bus																	
Gravesend Town Pier ( )  d	0540		0610		0700		0725		0800		0830		0900		1005		1030
Tilbury Riverside (TBR)  a	0545		0615		0705		0730		0805		0835		0905		1010		1035
Tilbury Riverside (TBR) d		0550		0620		0715		0735		0810		0840		0910		1015	1040
Tilbury Town (TIL)  a		0558		0628		0723		0744		0820		0848		0918		1024	1048

Operator	CC	CC	CC	CC	CC	CC	CC	CC	CC	CC	CC	CC	CC	CC	CC	CC	CC
1st Class/Reservations/Bus																	
Gravesend Town Pier ( )  d	1100		1130		1200		1230		1300		1330		1400		1505		1530
Tilbury Riverside (TBR)  a	1105		1135		1205		1235		1305		1335		1405		1510		1535
Tilbury Riverside (TBR) d		1110		1140		1210		1240		1310		1340		1410		1515	1540
Tilbury Town (TIL)  a		1118		1148		1218		1248		1318		1348		1418		1524	1548


















THERE IS NO SERVICE ON SUNDAYS

NOTES (see introductory pages for explanation of train operator codes and standard symbols)

- a Arrival time  
d Departure time

## Gravesend to Tilbury Riverside (Ferry) and Tilbury Town (Bus)

## Saturdays

Operator	CC	CC	CC	CC	CC	CC	CC	CC	CC	CC	CC	CC	CC	CC
1st Class/Reservations/Bus														
Gravesend Town Pier ()  d	1600		1630		1700		1730		1800		1830		1900	
Tilbury Riverside (TBR)  a	1605		1635		1705		1735		1805		1835		1905	
Tilbury Riverside (TBR) d		1610		1640		1710		1740		1810		1840		1910
Tilbury Town (TIL)  a		1618		1648		1718		1748		1818		1848		1918

NOTES (see introductory pages for explanation of train operator codes and standard symbols)

- a Arrival time
- d Departure time