



































## London to Wimbledon and Sutton via Tulse Hill

## Mondays to Fridays

Operator Train ID Days of operation/Notes	SN	TL	TL	SN	TL	SN	TL	SN	SN	SN	TL	SN	TL	SN	SN	SN	TL	SN
	2192 E	9V11 B	9O11 F	2102 E	9V13 B	2H03 G	9O13 H	2J05 J	1104 K	2104 E	9V15 B	2H05 G	9O15 B	2J07 J	1106 L	2106 E	9V17 A	2H07 G
London Victoria (VIC)  d	0541			0611					0625	0641					0655	0711		
Clapham Junction (CLJ)  d	0548			0618					0632	0648					0702	0718		
Balham (BAL)  d	0553			0623						0653					0723			
St Pancras International (STP)  d		0512	0527		0542		0557				0612		0627					0642
Farringdon (ZFD)  d		0517	0532		0547		0602				0617		0632					0647
City Thameslink (CTK)  d		0519	0534		0549		0604				0619		0634					0649
London Blackfriars (BFR)  d		0521	0536		0551		0606				0621		0636					0651
Elephant & Castle (EPH)  d		0525	0540		0555		0610				0625		0640					0655
Loughborough Jn (LGJ)  d		0530	0545		0600		0615				0630		0645					0700
Herne Hill (HNH)  d		0535	0550		0605		0620				0635		0650					0705
London Bridge (LBG)  d						0601		0614				0631		0644				0701
South Bermondsey (SBM)  d						0605		0619				0635		0649				0705
Queens Rd Peckham (QRP)  d						0608		0622				0638		0652				0708
Peckham Rye (PMR)  d						0611		0625				0641		0655				0711
East Dulwich (EDW)  d						0614		0628				0644		0658				0714
North Dulwich (NDL)  d						0617		0630				0647		0700				0717
Tulse Hill (TUH)  a		0539	0554		0609	0620	0624	0634			0639	0650	0654	0704				0709
Tulse Hill (TUH)  d		0540	0556		0610		0626	0634			0640		0656	0704				0710
Streatham (STE)  d		0544	0600		0614		0630	0638a			0644		0700	0708a				0714
Tooting (TOO)  d		0549			0619						0649							0719
Haydons Road (HYR)  d		0552			0622						0652							0722
Wimbledon (WIM)  a		0554			0624						0654							0724
Wimbledon (WIM)  d		0555			0625						0655							0725
Wimbledon Chase (WBO)  d		0558			0628						0658							0728
South Merton (SMO)  d		0600			0630						0700							0730
Morden South (MDS)  d		0603			0633						0703							0733
St Helier (SIH)  d		0605			0635						0705							0735
Sutton Common (SUC)  d		0607			0637						0707							0737
West Sutton (WSU)  d		0610			0640						0710							0740
Mitcham Eastfields (MTC)  d	0600		0604	0630			0634			0700			0704					0730
Mitcham Junction (MIJ)  d	0603		0607	0633			0637			0703			0707					0733
Hackbridge (HCB)  d	0606		0610	0636			0640			0706			0710					0736
Carshalton (CSH)  d	0609		0613	0639			0643		0649	0709			0713		0719	0739		
Sutton (Surrey) (SUO)  a	0613	0614	0617	0643	0644		0647		0653	0713	0714		0717		0723	0743	0744	

NOTES (see introductory pages for explanation of train operator codes and standard symbols)

a Arrival time

d Departure time

A From St Albans City

B From Luton

E To Epsom

F From West Hampstead Thameslink

G To Beckenham Junction

H From Kentish Town






































J To Caterham

K To Horsham

L To Dorking

## London to Wimbledon and Sutton via Tulse Hill

## Mondays to Fridays

Operator Train ID Days of operation/Notes	TL	SN	SN	SN	TL	SN	TL	SN	SN	SN	TL	SN	TL	SN	SN	TL	SN	TL	SN
	9017 A	2J09 J	1108 K	2108 E	9V19 A	2H09 G	9019 A	2J11 J	1110 L	2110 E	9V21 A	2H11 G	9021 A	2J13 J	1112 K	2112 E	9V23 A	2H13 G	
London Victoria (VIC)  d			0725	0741					0755	0811					0825	0841			
Clapham Junction (CLJ)  d			0732	0748					0802	0818					0832	0848			
Balham (BAL)  d				0754						0823					0853				
St Pancras International (STP)   d	0657				0712		0727				0742		0757						0812
Farringdon (ZFD)  d	0702				0717		0732				0747		0802						0817
City Thameslink (CTK)  d	0704				0719		0734				0749		0804						0819
London Blackfriars (BFR)  d	0706				0721		0736				0751		0806						0821
Elephant & Castle (EPH)  d	0710				0725		0740				0755		0810						0825
Loughborough Jn (LGJ)  d	0715				0730		0745				0800		0815						0830
Herne Hill (HNH)  d	0720				0735		0750				0805		0820						0835
London Bridge (LBG)  d		0714				0731		0744				0801		0815					0831
South Bermondsey (SBM)  d		0719				0735		0749				0805		0819					0835
Queens Rd Peckham (QRP)  d		0722				0738		0752				0808		0822					0838
Peckham Rye (PMR)  d		0725				0741		0755				0811		0825					0841
East Dulwich (EDW)  d		0728				0744		0758				0814		0828					0844
North Dulwich (NDL)  d		0730				0747		0800				0817		0830					0847
Tulse Hill (TUH)  a	0724	0734			0739	0750	0754	0804			0809	0820	0824	0834					0839
Tulse Hill (TUH)  d	0726	0734			0740		0756	0804			0810		0827	0834					0840
Streatham (STE)  d	0730	0738a			0744		0800	0808a			0814		0830	0838a					0844
Tooting (TOO)  d					0749						0819								0849
Haydons Road (HYR)  d					0752						0822								0852
Wimbledon (WIM)   a					0754						0824								0854
Wimbledon (WIM)   d					0755						0825								0855
Wimbledon Chase (WBO)  d					0758						0828								0858
South Merton (SMO)  d					0800						0830								0900
Morden South (MDS)  d					0803						0833								0903
St Helier (SIH)  d					0805						0835								0905
Sutton Common (SUC)  d					0807						0837								0907
West Sutton (WSU)  d					0810						0840								0910
Mitcham Eastfields (MTC)  d	0734			0800			0804			0830			0834			0900			
Mitcham Junction (MIJ)  d	0737			0803			0807			0833			0837			0903			
Hackbridge (HCB)  d	0740			0806			0810			0836			0840			0906			
Carshalton (CSH)  d	0743		0750	0809			0813		0819	0839			0843		0849	0909			
Sutton (Surrey) (SUO)  a	0747		0753	0813	0814		0817		0823	0843	0844		0847		0853	0913	0914		



































NOTES (see introductory pages for explanation of train operator codes and standard symbols)

- a Arrival time  
d Departure time

- A From St Albans City  
E To Epsom  
G To Beckenham Junction  
J To Caterham  
K To Horsham  
L To Dorking

## London to Wimbledon and Sutton via Tulse Hill

## Mondays to Fridays

Operator Train ID Days of operation/Notes	TL	SN	SN	SN	TL	SN	TL	SN	SN	SN	TL	SN	TL	SN	SN	TL	SN	
	9023 A	2J15 J	1114 L	2114 E	9V25 A	2H15 G	9025 A	2J17 J	1116 K	2116 E	9V27 A	2H17 G	9027 A	2J19 J	1118 L	2118 E	9V29 A	2H19 G
London Victoria (VIC)  d			0855	0911					0925	0941					0955	1011		
Clapham Junction (CLJ)  d			0902	0919					0932	0948					1002	1018		
Balham (BAL)  d				0924						0953					1023			
St Pancras International (STP)  d	0827				0842		0857				0912		0927					0942
Farringdon (ZFD)  d	0832				0847		0902				0917		0932					0947
City Thameslink (CTK)  d	0834				0849		0904				0919		0934					0949
London Blackfriars (BFR)  d	0836				0851		0906				0921		0936					0951
Elephant & Castle (EPH)  d	0840				0855		0910				0925		0940					0955
Loughborough Jn (LGJ)  d	0845				0900		0915				0930		0945					1000
Herne Hill (HMH)  d	0850				0905		0920				0935		0950					1005
London Bridge (LBG)  d		0844				0901		0914				0931		0944				1001
South Bermondsey (SBM)  d		0849				0905		0919				0935		0949				1005
Queens Rd Peckham (QRP)  d		0852				0908		0922				0938		0952				1008
Peckham Rye (PMR)  d		0855				0911		0925				0941		0955				1011
East Dulwich (EDW)  d		0858				0914		0928				0944		0958				1014
North Dulwich (NDL)  d		0900				0917		0930				0947		1000				1017
Tulse Hill (TUH)  a	0854	0904			0909	0920	0924	0934			0939	0950	0954	1004				1009
Tulse Hill (TUH)  d	0857	0904			0910		0927	0934			0940		0956	1004				1010
Streatham (STE)  d	0900	0908a			0914		0930	0938a			0944		1000	1008a				1014
Tooting (TOO)  d					0919						0949							1019
Haydons Road (HYR)  d					0922						0952							1022
Wimbledon (WIM)  a					0924						0954							1024
Wimbledon (WIM)  d					0925						0955							1025
Wimbledon Chase (WBO)  d					0928						0958							1028
South Merton (SMO)  d					0930						1000							1030
Morden South (MDS)  d					0933						1003							1033
St Helier (SIH)  d					0935						1005							1035
Sutton Common (SUC)  d					0937						1007							1037
West Sutton (WSU)  d					0940						1010							1040
Mitcham Eastfields (MTC)  d	0904			0930			0934			1000			1004					1030
Mitcham Junction (MIJ)  d	0907			0933			0937			1003			1007					1033
Hackbridge (HCB)  d	0910			0936			0940			1006			1010					1036
Carshalton (CSH)  d	0913		0919	0939			0943		0949	1009			1013		1019	1039		
Sutton (Surrey) (SUO)  a	0917		0923	0943	0944		0947		0953	1013	1014		1017		1023	1043	1044	

NOTES (see introductory pages for explanation of train operator codes and standard symbols)

- a Arrival time  
d Departure time
- A From St Albans City  
E To Epsom  
G To Beckenham Junction  
J To Caterham  
K To Horsham  
L To Dorking

London to Wimbledon and Sutton via Tulse Hill

**Mondays to Fridays**



































Operator Train ID Days of operation/Notes	TL	SN	SN	SN	TL	SN	TL	SN	SN	SN	TL	SN	TL	SN	SN	TL	SN	TL	SN
	9029 A	2J21 J	1120 K	2120 E	9V31 A	2H21 G	9031 A	2J23 J	1122 L	2122 E	9V33 A	2H23 G	9033 A	2J25 J	1124 K	2124 E	9V35 A	2H25 G	
London Victoria (VIC)  d			1025	1041					1055	1111					1125	1141			
Clapham Junction (CLJ)  d			1032	1048					1102	1118					1132	1148			
Balham (BAL)  d				1053						1123					1153				
St Pancras International (STP)  d	0957				1012		1027				1042		1057					1112	
Farringdon (ZFD)  d	1002				1017		1032				1047		1102					1117	
City Thameslink (CTK)  d	1004				1019		1034				1049		1104					1119	
London Blackfriars (BFR)  d	1006				1021		1036				1051		1106					1121	
Elephant & Castle (EPH)  d	1010				1025		1040				1055		1110					1125	
Loughborough Jn (LGJ)  d	1015				1030		1045				1100		1115					1130	
Herne Hill (HNH)  d	1020				1035		1050				1105		1120					1135	
London Bridge (LBG)  d		1014				1031		1044				1101		1114				1131	
South Bermondsey (SBM)  d		1019				1035		1049				1105		1119				1135	
Queens Rd Peckham (QRP)  d		1022				1038		1052				1108		1122				1138	
Peckham Rye (PMR)  d		1025				1041		1055				1111		1125				1141	
East Dulwich (EDW)  d		1028				1044		1058				1114		1128				1144	
North Dulwich (NDL)  d		1030				1047		1100				1117		1130				1147	
Tulse Hill (TUH)  a	1024	1034			1039	1050	1054	1104			1109	1120	1124	1134				1139	1150
Tulse Hill (TUH)  d	1026	1034			1040		1056	1104			1110		1126	1134				1140	
Streatham (STE)  d	1030	1038a			1044		1100	1108a			1114		1130	1138a				1144	
Tooting (TOO)  d					1049						1119							1149	
Haydons Road (HYR)  d					1052						1122							1152	
Wimbledon (WIM)  a					1054						1124							1154	
Wimbledon (WIM)  d					1055						1125							1155	
Wimbledon Chase (WBO)  d					1058						1128							1158	
South Merton (SMO)  d					1100						1130							1200	
Morden South (MDS)  d					1103						1133							1203	
St Helier (SIH)  d					1105						1135							1205	
Sutton Common (SUC)  d					1107						1137							1207	
West Sutton (WSU)  d					1110						1140							1210	
Mitcham Eastfields (MTC)  d	1034			1100			1104			1130			1134					1200	
Mitcham Junction (MIJ)  d	1037			1103			1107			1133			1137					1203	
Hackbridge (HCB)  d	1040			1106			1110			1136			1140					1206	
Carshalton (CSH)  d	1043		1049	1109			1113		1119	1139			1143		1149	1209			
Sutton (Surrey) (SUO)  a	1047		1053	1113	1114		1117		1123	1143	1144		1147		1153	1213	1214		

NOTES (see introductory pages for explanation of train operator codes and standard symbols)

- a Arrival time
- d Departure time
- A From St Albans City
- E To Epsom
- G To Beckenham Junction
- J To Caterham
- K To Horsham
- L To Dorking

## London to Wimbledon and Sutton via Tulse Hill

## Mondays to Fridays



































Operator Train ID Days of operation/Notes	TL	SN	SN	SN	TL	SN	TL	SN	SN	SN	TL	SN	TL	SN	SN	TL	SN	TL	SN
	9035 A	2J27 J	1126 L	2126 E	9V37 A	2H27 G	9037 A	2J29 J	1128 K	2128 E	9V39 A	2H29 G	9039 A	2J31 J	1130 L	2130 E	9V41 A	2H31 G	
London Victoria (VIC)  d			1155	1211					1225	1241					1255	1311			
Clapham Junction (CLJ)  d			1202	1218					1232	1248					1302	1318			
Balham (BAL)  d				1223						1254					1323				
St Pancras International (STP)  d	1127				1142		1157				1212		1227						1242
Farringdon (ZFD)  d	1132				1147		1202				1217		1232						1247
City Thameslink (CTK)  d	1134				1149		1204				1219		1234						1249
London Blackfriars (BFR)  d	1136				1151		1206				1221		1236						1251
Elephant & Castle (EPH)  d	1140				1155		1210				1225		1240						1255
Loughborough Jn (LGJ)  d	1145				1200		1215				1230		1245						1300
Herne Hill (HMH)  d	1150				1205		1220				1235		1250						1305
London Bridge (LBG)  d		1144				1201		1214				1231		1244					1301
South Bermondsey (SBM)  d		1149				1205		1219				1235		1249					1305
Queens Rd Peckham (QRP)  d		1152				1208		1222				1238		1252					1308
Peckham Rye (PMR)  d		1155				1211		1225				1241		1255					1311
East Dulwich (EDW)  d		1158				1214		1228				1244		1258					1314
North Dulwich (NDL)  d		1200				1217		1230				1247		1300					1317
Tulse Hill (TUH)  a	1154	1204			1209	1220	1224	1234			1239	1250	1254	1304					1309
Tulse Hill (TUH)  d	1156	1204			1210		1226	1234			1240		1256	1304					1310
Streatham (STE)  d	1200	1208a			1214		1230	1238a			1244		1300	1308a					1314
Tooting (TOO)  d					1219						1249								1319
Haydons Road (HYR)  d					1222						1252								1322
Wimbledon (WIM)  a					1224						1254								1324
Wimbledon (WIM)  d					1225						1255								1325
Wimbledon Chase (WBO)  d					1228						1258								1328
South Merton (SMO)  d					1230						1300								1330
Morden South (MDS)  d					1233						1303								1333
St Helier (SIH)  d					1235						1305								1335
Sutton Common (SUC)  d					1237						1307								1337
West Sutton (WSU)  d					1240						1310								1340
Mitcham Eastfields (MTC)  d	1204			1230			1234			1301			1304			1330			
Mitcham Junction (MIJ)  d	1207			1233			1237			1304			1307			1333			
Hackbridge (HCB)  d	1210			1236			1240			1307			1310			1336			
Carshalton (CSH)  d	1213		1219	1239			1243		1249	1309			1313		1319	1339			
Sutton (Surrey) (SUO)  a	1217		1223	1243	1244		1247		1253	1313	1314		1317		1323	1343	1344		

NOTES (see introductory pages for explanation of train operator codes and standard symbols)

- a Arrival time  
d Departure time
- A From St Albans City  
E To Epsom  
G To Beckenham Junction  
J To Caterham  
K To Horsham  
L To Dorking

## London to Wimbledon and Sutton via Tulse Hill

## Mondays to Fridays

Operator Train ID Days of operation/Notes	TL	SN	SN	SN	TL	SN	TL	SN	SN	SN	TL	SN	TL	SN	SN	TL	SN	TL	SN	
	9041 A	2J33 J	1132 K	2132 E	9V43 A	2H33 G	9043 A	2J35 J	1134 L	2134 E	9V45 A	2H35 G	9045 A	2J37 J	1136 K	2136 E	9V47 A	2H37 G		
London Victoria (VIC)  d			1325	1341					1355	1411					1425	1441				
Clapham Junction (CLJ)  d			1332	1348					1402	1418					1432	1448				
Balham (BAL)  d				1353						1423					1453					
St Pancras International (STP)  d	1257				1312		1327				1342		1357						1412	
Farringdon (ZFD)  d	1302				1317		1332				1347		1402						1417	
City Thameslink (CTK)  d	1304				1319		1334				1349		1404						1419	
London Blackfriars (BFR)  d	1306				1321		1336				1351		1406						1421	
Elephant & Castle (EPH)  d	1310				1325		1340				1355		1410						1425	
Loughborough Jn (LGJ)  d	1315				1330		1345				1400		1415						1430	
Herne Hill (HMH)  d	1320				1335		1350				1405		1420						1435	
London Bridge (LBG)  d		1314				1331		1344				1401		1414					1431	
South Bermondsey (SBM)  d		1319				1335		1349				1405		1419					1435	
Queens Rd Peckham (QRP)  d		1322				1338		1352				1408		1422					1438	
Peckham Rye (PMR)  d		1325				1341		1355				1411		1425					1441	
East Dulwich (EDW)  d		1328				1344		1358				1414		1428					1444	
North Dulwich (NDL)  d		1330				1347		1400				1417		1430					1447	
Tulse Hill (TUH)  a	1324	1334			1339	1350	1354	1404			1409	1420	1424	1434					1439	1450
Tulse Hill (TUH)  d	1326	1334			1340		1356	1404			1410		1426	1434					1440	
Streatham (STE)  d	1330	1338a			1344		1400	1408a			1414		1430	1438a					1444	
Tooting (TOO)  d					1349						1419								1449	
Haydons Road (HYR)  d					1352						1422								1452	
Wimbledon (WIM)  a					1354						1424								1454	
Wimbledon (WIM)  d					1355						1425								1455	
Wimbledon Chase (WBO)  d					1358						1428								1458	
South Merton (SMO)  d					1400						1430								1500	
Morden South (MDS)  d					1403						1433								1503	
St Helier (SIH)  d					1405						1435								1505	
Sutton Common (SUC)  d					1407						1437								1507	
West Sutton (WSU)  d					1410						1440								1510	
Mitcham Eastfields (MTC)  d	1334			1400			1404			1430			1434			1500				
Mitcham Junction (MIJ)  d	1337			1403			1407			1433			1437			1503				
Hackbridge (HCB)  d	1340			1406			1410			1436			1440			1506				
Carshalton (CSH)  d	1343		1349	1409			1413		1419	1439			1443		1449	1509				
Sutton (Surrey) (SUO)  a	1347		1353	1413	1414		1417		1423	1443	1444		1447		1453	1513	1514			

NOTES (see introductory pages for explanation of train operator codes and standard symbols)

- a Arrival time  
d Departure time

- A From St Albans City  
E To Epsom  
G To Beckenham Junction  
J To Caterham  
K To Horsham  
L To Dorking

## London to Wimbledon and Sutton via Tulse Hill

## Mondays to Fridays




















Operator Train ID Days of operation/Notes	TL	SN	SN	SN	TL	SN	TL	SN	SN	SN	TL	SN	TL	SN	SN	TL	SN	TL	SN
	9047 A	2J39 J	1138 L	2138 E	9V49 A	2H39 G	9049 A	2J41 J	1140 K	2140 E	9V51 A	2H41 G	9051 A	2J43 J	1142 L	2142 E	9V53 A	2H43 G	
London Victoria (VIC) ④ d			1455	1511					1525	1541					1555	1612			
Clapham Junction (CLJ) ④ d			1502	1518					1532	1548					1602	1619			
Balham (BAL) ④ d				1523						1553					1624				
St Pancras International (STP) ④ d	1427				1442		1457				1512		1527						1542
Farringdon (ZFD) ④ d	1432				1447		1502				1517		1532						1547
City Thameslink (CTK) ④ d	1434				1449		1504				1519		1534						1549
London Blackfriars (BFR) ④ d	1436				1451		1506				1521		1536						1551
Elephant & Castle (EPH) ④ d	1440				1455		1510				1525		1540						1555
Loughborough Jn (LGJ) ④ d	1445				1500		1515				1530		1545						1600
Herne Hill (HNH) ④ d	1450				1505		1520				1535		1550						1605
London Bridge (LBG) ④ d		1444				1501		1514				1531		1544					1601
South Bermondsey (SBM) ④ d		1449				1505		1519				1535		1549					1605
Queens Rd Peckham (QRP) ④ d		1452				1508		1522				1538		1552					1608
Peckham Rye (PMR) ④ d		1455				1511		1525				1541		1555					1611
East Dulwich (EDW) ④ d		1458				1514		1528				1544		1558					1614
North Dulwich (NDL) ④ d		1500				1517		1530				1547		1600					1617
Tulse Hill (TUH) ③ a	1454	1504			1509	1520	1524	1534			1539	1550	1554	1604					1609
Tulse Hill (TUH) ③ d	1456	1504			1510		1526	1534			1540		1556	1604					1610
Streatham (STE) ④ d	1500	1508a			1514		1530	1538a			1544		1600	1608a					1614
Tooting (TOO) ④ d					1519						1549								1619
Haydons Road (HYR) ④ d					1522						1552								1622
Wimbledon (WIM) ④ a					1524						1554								1624
Wimbledon (WIM) ④ d					1525						1555								1625
Wimbledon Chase (WBO) ④ d					1528						1558								1628
South Merton (SMO) ④ d					1530						1600								1630
Morden South (MDS) ④ d					1533						1603								1633
St Helier (SIH) ④ d					1535						1605								1635
Sutton Common (SUC) ④ d					1537						1607								1637
West Sutton (WSU) ④ d					1540						1610								1640
Mitcham Eastfields (MTC) ④ d	1504			1530			1534			1600			1604						1630
Mitcham Junction (MIJ) ④ d	1507			1533			1537			1603			1607						1633
Hackbridge (HCB) ④ d	1510			1536			1540			1606			1610						1636
Carshalton (CSH) ④ d	1513		1519	1539			1543		1549	1609			1613		1619	1639			
Sutton (Surrey) (SUO) ④ a	1517		1523	1543	1544		1547		1553	1613	1614		1617		1623	1643	1644		

NOTES (see introductory pages for explanation of train operator codes and standard symbols)

- a Arrival time
- d Departure time
- A From St Albans City
- E To Epsom
- G To Beckenham Junction
- J To Caterham
- K To Horsham
- L To Dorking

## London to Wimbledon and Sutton via Tulse Hill

## Mondays to Fridays

Operator Train ID Days of operation/Notes	TL	SN	SN	SN	TL	SN	TL	SN	SN	SN	TL	SN	TL	SN	SN	TL	SN	TL	SN	
	9053 A	2J45 J	1144 K	2144 E	9V55 A	2H45 G	9055 A	2J47 J	1146 L	2146 E	9V57 A	2H47 G	9057 A	2J49 J	1148 K	2148 E	9V59 A	2H49 G		
London Victoria (VIC)  d			1625	1641					1655	1711					1725	1741				
Clapham Junction (CLJ)  d			1632	1648					1702	1718					1732	1748				
Balham (BAL)  d				1653						1723					1753					
St Pancras International (STP)   d	1557				1612		1627				1642		1657						1712	
Farringdon (ZFD)  d	1602				1617		1632				1647		1702						1717	
City Thameslink (CTK)  d	1604				1619		1634				1649		1704						1719	
London Blackfriars (BFR)  d	1606				1621		1636				1651		1706						1721	
Elephant & Castle (EPH)  d	1610				1625		1640				1655		1710						1725	
Loughborough Jn (LGJ) d	1615				1630		1645				1700		1715						1730	
Herne Hill (HMH)  d	1620				1635		1650				1705		1720						1735	
London Bridge (LBG)  d		1614				1631		1644				1701		1714						1731
South Bermondsey (SBM) d		1619				1635		1649				1705		1719						1735
Queens Rd Peckham (QRP) d		1622				1638		1652				1708		1722						1738
Peckham Rye (PMR)  d		1625				1641		1655				1711		1725						1741
East Dulwich (EDW) d		1628				1644		1658				1714		1728						1744
North Dulwich (NDL) d		1630				1647		1700				1717		1730						1747
Tulse Hill (TUH)  a	1624	1634			1639	1650	1654	1704			1709	1720	1724	1734					1739	1750
Tulse Hill (TUH)  d	1626	1634			1640		1656	1704			1710		1726	1734					1740	
Streatham (STE)  d	1630	1638a			1644		1700	1708a			1714		1730	1738a					1744	
Tooting (TOO) d					1649						1719									1749
Haydons Road (HYR) d					1652						1722									1752
Wimbledon (WIM)  a					1654						1724									1754
Wimbledon (WIM)  d					1655						1725									1755
Wimbledon Chase (WBO) d					1658						1728									1758
South Merton (SMO) d					1700						1730									1800
Morden South (MDS) d					1703						1733									1803
St Helier (SIH) d					1705						1735									1805
Sutton Common (SUC) d					1707						1737									1807
West Sutton (WSU) d					1710						1740									1810
Mitcham Eastfields (MTC) d	1634			1700			1704			1730			1734		1743	1800				
Mitcham Junction (MIJ)  d	1637			1703			1707			1733			1737		1746	1803				
Hackbridge (HCB) d	1640			1706			1710			1736			1740		1749	1806				
Carshalton (CSH) d	1643		1649	1709			1713		1719	1739			1743		1752	1809				
Sutton (Surrey) (SUO)  a	1647		1653	1713	1714		1717		1723	1743	1744		1747		1755	1813	1814			

NOTES (see introductory pages for explanation of train operator codes and standard symbols)



































- a Arrival time  
d Departure time

- A From St Albans City  
E To Epsom  
G To Beckenham Junction  
J To Caterham  
K To Horsham  
L To Dorking



## London to Wimbledon and Sutton via Tulse Hill

## Mondays to Fridays

Operator Train ID Days of operation/Notes	TL	SN	SN	SN	TL	SN	TL	SN	SN	SN	TL	SN	TL	SN	TL	SN	TL	SN	TL
	9059 A	2J51 J	1150 L	2150 E	9V61 A	2H51 G	9061 A	2J93 C	1152 K	2152 E	9V63 A	2H53 G	9063 A	2J55 J	1154 L	9V65 A	2H55 G	9065 A	
London Victoria (VIC)  d			1755	1811					1826	1841						1855			
Clapham Junction (CLJ)  d			1802	1818					1833	1848						1902			
Balham (BAL)  d				1823						1853									
St Pancras International (STP)  d	1727				1742		1757				1812		1827			1842			1857
Farringdon (ZFD)  d	1732				1747		1802				1817		1832			1847			1902
City Thameslink (CTK)  d	1734				1749		1804				1819		1834			1849			1904
London Blackfriars (BFR)  d	1736				1751		1806				1821		1836			1851			1906
Elephant & Castle (EPH)  d	1740				1755		1810				1825		1840			1855			1910
Loughborough Jn (LGJ)  d	1745				1800		1815				1830		1845			1900			1915
Herne Hill (HMH)  d	1750				1805		1820				1835		1850			1905			1920
London Bridge (LBG)  d		1744				1801		1814				1831		1844					1901
South Bermondsey (SBM)  d		1749				1805		1819				1835		1849					1905
Queens Rd Peckham (QRP)  d		1752				1808		1822				1838		1852					1908
Peckham Rye (PMR)  d		1755				1811		1825				1841		1855					1911
East Dulwich (EDW)  d		1758				1814		1828				1844		1858					1914
North Dulwich (NDL)  d		1800				1817		1830				1847		1900					1917
Tulse Hill (TUH)  a	1754	1804			1809	1820	1824	1834			1839	1850	1854	1904		1909	1920		1924
Tulse Hill (TUH)  d	1756	1804			1810		1826	1834			1840		1856	1904		1910			1926
Streatham (STE)  d	1800	1808a			1814		1830	1838a			1844		1900	1908a		1914			1930
Tooting (TOO)  d					1819						1849					1919			
Haydons Road (HYR)  d					1822						1852					1922			
Wimbledon (WIM)  a					1824						1854					1924			
Wimbledon (WIM)  d					1825						1855					1925			
Wimbledon Chase (WBO)  d					1828						1858					1928			
South Merton (SMO)  d					1830						1900					1930			
Morden South (MDS)  d					1833						1903					1933			
St Helier (SIH)  d					1835						1905					1935			
Sutton Common (SUC)  d					1837						1907					1937			
West Sutton (WSU)  d					1840						1910					1940			
Mitcham Eastfields (MTC)  d	1804		1813	1830			1834		1843	1900			1904		1913				1934
Mitcham Junction (MIJ)  d	1807		1816	1833			1837		1846	1903			1907		1916				1937
Hackbridge (HCB)  d	1810		1819	1836			1840		1849	1906			1910		1919				1940
Carshalton (CSH)  d	1813		1822	1839			1843		1852	1909			1913		1922				1943
Sutton (Surrey) (SUO)  a	1817		1825	1843	1844		1847		1855	1913	1914		1917		1925	1944			1947



































NOTES (see introductory pages for explanation of train operator codes and standard symbols)

- a Arrival time  
d Departure time

- A From St Albans City  
C To Selhurst  
E To Epsom  
G To Beckenham Junction  
J To Caterham  
K To Horsham  
L To Dorking

## London to Wimbledon and Sutton via Tulse Hill

## Mondays to Fridays

Operator Train ID Days of operation/Notes	SN	SN	SN	TL	SN	TL	SN	SN	SN	TL	SN	TL	SN	SN	TL	SN	SN	TL	SN
	2J57 J	1156 K	2156 E	9V67 A	2H57 G	9O67 A	2J59 J	1158 L	2158 E	9V69 A	2H59 G	9O69 A	2J61 J	1160 K	2160 E	9V71 A	2H61 G	1162 E	
London Victoria (VIC)  d		1925	1941					1955	2011					2025	2041			2111	
Clapham Junction (CLJ)  d		1932	1948					2002	2018					2032	2048			2118	
Balham (BAL)  d			1953						2023						2053			2123	
St Pancras International (STP)  d				1912		1927				1942		1957					2012		
Farringdon (ZFD)  d				1917		1932				1947		2002					2017		
City Thameslink (CTK)  d				1919		1934				1949		2004					2019		
London Blackfriars (BFR)  d				1921		1936				1951		2006					2021		
Elephant & Castle (EPH)  d				1925		1940				1955		2010					2025		
Loughborough Jn (LGJ)  d				1930		1945				2000		2015					2030		
Herne Hill (HMH)  d				1935		1950				2005		2020					2035		
London Bridge (LBG)  d	1914				1931		1944				2001		2014					2031	
South Bermondsey (SBM)  d	1919				1935		1949				2005		2019					2035	
Queens Rd Peckham (QRP)  d	1922				1938		1952				2008		2022					2038	
Peckham Rye (PMR)  d	1925				1941		1955				2011		2025					2041	
East Dulwich (EDW)  d	1928				1944		1958				2014		2028					2044	
North Dulwich (NDL)  d	1930				1947		2000				2017		2030					2047	
Tulse Hill (TUH)  a	1934			1939	1950	1954	2004			2009	2020	2024	2034				2039	2050	
Tulse Hill (TUH)  d	1934			1940		1956	2004			2010		2026	2034				2040		
Streatham (STE)  d	1938a					2000	2008a			2014		2030	2038a				2044		
Tooting (TOO)  d				1949						2019							2049		
Haydons Road (HYR)  d				1952						2022							2052		
Wimbledon (WIM)  a				1954						2024							2054		
Wimbledon (WIM)  d				1955						2025							2055		
Wimbledon Chase (WBO)  d				1958						2028							2058		
South Merton (SMO)  d				2000						2030							2100		
Morden South (MDS)  d				2003						2033							2103		
St Helier (SIH)  d				2005						2035							2105		
Sutton Common (SUC)  d				2007						2037							2107		
West Sutton (WSU)  d				2010						2040							2110		
Mitcham Eastfields (MTC)  d			2000			2004			2030			2034			2100			2130	
Mitcham Junction (MIJ)  d			2003			2007			2033			2037			2103			2133	
Hackbridge (HCB)  d			2006			2010			2036			2040			2106			2136	
Carshalton (CSH)  d		1949	2009			2013		2019	2039			2043		2049	2109			2139	
Sutton (Surrey) (SUO)  a		1953	2013	2014		2017		2024	2043	2044		2047		2053	2113	2114		2143	

NOTES (see introductory pages for explanation of train operator codes and standard symbols)

- a Arrival time
- d Departure time
- A From St Albans City
- E To Epsom
- G To Beckenham Junction
- J To Caterham
- K To Horsham
- L To Dorking

## London to Wimbledon and Sutton via Tulse Hill

## Mondays to Fridays



































Operator Train ID Days of operation/Notes	TL	SN	TL	SN	SN	SN	TL	SN	TL	SN	SN	SN	TL	SN	SN	TL	SN	SN	TL
	9V73 A	2H63 G	9O73 A	2J65 J	1164 K	2164 E	9V75 A	2H65 G	9O75 A	2J67 J	1166 L	2166 E	9V77 A	2H67 G	2J69 J	1168 K	2168 E	9V79 A	
London Victoria (VIC)  d					2125	2141					2155	2211				2225	2241		
Clapham Junction (CLJ)  d					2132	2148					2203	2218				2232	2248		
Balham (BAL)  d						2154						2223					2253		
St Pancras International (STP)  d	2042		2057				2112		2127				2142						2212
Farringdon (ZFD)  d	2047		2102				2117		2132				2147						2217
City Thameslink (CTK)  d	2049		2104				2119		2134				2149						2219
London Blackfriars (BFR)  d	2051		2106				2121		2136				2151						2221
Elephant & Castle (EPH)  d	2055		2110				2125		2140				2155						2225
Loughborough Jn (LGJ)  d	2100		2115				2130		2145				2200						2230
Herne Hill (HNH)  d	2105		2120				2135		2150				2205						2235
London Bridge (LBG)  d		2101		2114				2131		2144				2201	2214				
South Bermondsey (SBM)  d		2105		2119				2135		2149				2205	2219				
Queens Rd Peckham (QRP)  d		2108		2122				2138		2153				2208	2222				
Peckham Rye (PMR)  d		2111		2125				2141		2156				2211	2225				
East Dulwich (EDW)  d		2114		2128				2144		2159				2214	2228				
North Dulwich (NDL)  d		2117		2130				2147		2201				2217	2230				
Tulse Hill (TUH)  a	2109	2120	2124	2134			2139	2150	2154	2204			2209	2220	2234				2239
Tulse Hill (TUH)  d	2110		2126	2134			2140		2156	2204			2210		2234				2240
Streatham (STE)  d	2114		2130	2138a			2144		2200	2208a			2214		2238a				2244
Tooting (TOO)  d	2119						2149						2219						2249
Haydons Road (HYR)  d	2122						2152						2222						2252
Wimbledon (WIM)  a	2124						2154						2224						2254
Wimbledon (WIM)  d	2125						2155						2225						2255
Wimbledon Chase (WBO)  d	2128						2158						2228						2258
South Merton (SMO)  d	2130						2200						2230						2300
Morden South (MDS)  d	2133						2203						2233						2303
St Helier (SIH)  d	2135						2205						2235						2305
Sutton Common (SUC)  d	2137						2207						2237						2307
West Sutton (WSU)  d	2140						2210						2240						2310
Mitcham Eastfields (MTC)  d			2134			2201			2204			2230							2300
Mitcham Junction (MIJ)  d			2137			2204			2207			2233							2303
Hackbridge (HCB)  d			2140			2207			2210			2236							2306
Carshalton (CSH)  d			2143		2149	2209			2213		2220	2239			2249	2309			
Sutton (Surrey) (SUO)  a	2144		2147		2153	2213	2214		2217		2224	2243	2244					2253	2314

NOTES (see introductory pages for explanation of train operator codes and standard symbols)

- a Arrival time  
d Departure time
- A From St Albans City  
E To Epsom  
G To Beckenham Junction  
J To Caterham  
K To Horsham  
L To Dorking

## London to Wimbledon and Sutton via Tulse Hill

## Mondays to Fridays

Operator Train ID Days of operation/Notes	SN	TL	SN	SN	SN	TL	SN	TL	SN	TL	SN	TL	SN	TL	SN	TL
	2H69 G	9O79 A	2J97 C	1I70 L	2I70 E	9V81 A	2H71 D	9O81 A	2I98 K	9V83 A	2H73 D	9V85 B	2J01 C	2H75 D		
London Victoria (VIC)  d				2256	2311				2325							
Clapham Junction (CLJ)  d				2304	2318				2332							
Balham (BAL)  d					2323				2337							
St Pancras International (STP)  d		2227				2242		2257		2312		2344				
Farringdon (ZFD)  d		2232				2247		2302		2317		2349				
City Thameslink (CTK)  d		2234				2249										
London Blackfriars (BFR)  d		2236				2251		2306		2321		2353				
Elephant & Castle (EPH)  d		2240				2255		2310		2325		2357				
Loughborough Jn (LGJ)  d		2245				2300		2315		2330		0002				
Herne Hill (HNH)  d		2250				2305		2320		2335		0006				
London Bridge (LBG)  d	2231		2244				2301				2331		2354	0001		
South Bermondsey (SBM)  d	2235		2249				2305				2335		2359	0005		
Queens Rd Peckham (QRP)  d	2238		2252				2308				2338		0002	0008		
Peckham Rye (PMR)  d	2241		2255				2311				2341		0006	0011		
East Dulwich (EDW)  d	2244		2258				2314				2344		0009	0014		
North Dulwich (NDL)  d	2247		2300				2317				2347		0011	0017		
Tulse Hill (TUH)  a	2250	2254	2304			2309	2320	2324		2339	2350	0010	0018	0021		
Tulse Hill (TUH)  d		2256	2304			2310		2326		2340		0011	0018			
Streatham (STE)  d		2300	2308a			2314		2330		2344		0014	0022a			
Tooting (TOO)  d						2319				2349		0019				
Haydons Road (HYR)  d						2322				2352		0022				
Wimbledon (WIM)  a						2324				2354		0024				
Wimbledon (WIM)  d						2325				2355		0025				
Wimbledon Chase (WBO)  d						2328				2358		0028				
South Merton (SMO)  d						2330				0001		0030				
Morden South (MDS)  d						2333				0004		0033				
St Helier (SIH)  d						2335				0006		0035				
Sutton Common (SUC)  d						2337				0008		0037				
West Sutton (WSU)  d						2340				0011		0040				
Mitcham Eastfields (MTC)  d		2304			2330			2334	2345							
Mitcham Junction (MIJ)  d		2307			2333			2337	2348							
Hackbridge (HCB)  d		2310			2336			2340	2351							
Carshalton (CSH)  d		2313		2320	2339			2343	2354							
Sutton (Surrey) (SUO)  a		2317		2323	2343	2344		2347	2358	0014		0044				

NOTES (see introductory pages for explanation of train operator codes and standard symbols)

- a Arrival time
- d Departure time
- A From St Albans City
- B From Luton
- C To Selhurst
- D To Crystal Palace
- E To Epsom
- G To Beckenham Junction
- K To Horsham
- L To Dorking

London to Wimbledon and Sutton via Tulse Hill

Saturdays

Operator Train ID Days of operation/Notes	TL	TL	SN	TL	TL	SN	SN	SN	TL	TL	SN	SN	SN	TL	SN	TL	SN	SN
	9V11 B	9O11 E	2I02 F	9V13 B	9O13 E	2J05 G	1I04 H	2I04 F	9V15 B	9O15 B	2J07 G	1I06 H	2I06 F	9V17 A	2H07 J	9O17 A	2J09 G	1I08 K
London Victoria (VIC)  d			0611				0625	0641				0655	0711					0725
Clapham Junction (CLJ)  d			0618				0632	0648				0702	0718					0732
Balham (BAL)  d			0623					0653					0723					
St Pancras International (STP)   d	0512	0527		0542	0557				0612	0627				0642		0657		
Farringdon (ZFD)  d	0517	0532		0547	0602				0617	0632				0647		0702		
City Thameslink (CTK)  d																		
London Blackfriars (BFR)  d	0521	0536		0551	0606				0621	0636				0651		0706		
Elephant & Castle (EPH)  d	0525	0540		0555	0610				0625	0640				0655		0710		
Loughborough Jn (LGJ)  d	0530	0545		0600	0615				0630	0645				0700		0715		
Herne Hill (HNN)  d	0535	0550		0605	0620				0635	0650				0705		0720		
London Bridge (LBG)  d						0614						0644			0701		0714	
South Bermondsey (SBM)  d						0619						0649			0705		0719	
Queens Rd Peckham (QRP)  d						0622						0652			0708		0722	
Peckham Rye (PMR)  d						0625						0655			0711		0725	
East Dulwich (EDW)  d						0628						0658			0714		0728	
North Dulwich (NDL)  d						0630						0700			0717		0730	
Tulse Hill (TUH)  a	0539	0554		0609	0624	0634			0639	0654	0704			0709	0720	0724	0734	
Tulse Hill (TUH)  d	0540	0556		0610	0626	0634			0640	0656	0704			0710		0726	0734	
Streatham (STE)  d	0544	0600		0614	0630	0638a			0644	0700	0708a			0714		0730	0738a	
Tooting (TOO)  d	0549			0619					0649					0719				
Haydons Road (HYR)  d	0552			0622					0652					0722				
Wimbledon (WIM)   a	0554			0624					0654					0724				
Wimbledon (WIM)   d	0555			0625					0655					0725				
Wimbledon Chase (WBO)  d	0558			0628					0658					0728				
South Merton (SMO)  d	0600			0630					0700					0730				
Morden South (MDS)  d	0603			0633					0703					0733				
St Helier (SIH)  d	0605			0635					0705					0735				
Sutton Common (SUC)  d	0607			0637					0707					0737				
West Sutton (WSU)  d	0610			0640					0710					0740				
Mitcham Eastfields (MTC)  d		0604	0630		0634			0700		0704			0730			0734		
Mitcham Junction (MIJ)  d		0607	0633		0637			0703		0707			0733			0737		
Hackbridge (HCB)  d		0610	0636		0640			0706		0710			0736			0740		
Carshalton (CSH)  d		0613	0639		0643		0649	0709		0713		0719	0739			0743		0749
Sutton (Surrey) (SUO)  a	0614	0617	0643	0644	0647		0653	0713	0714	0717		0723	0743	0744		0747		0753

NOTES (see introductory pages for explanation of train operator codes and standard symbols)

- a Arrival time
- d Departure time
- A From St Albans City
- B From Luton
- E From West Hampstead Thameslink
- F To Epsom
- G To Caterham
- H To Dorking
- J To Beckenham Junction
- K To Horsham

## London to Wimbledon and Sutton via Tulse Hill

## Saturdays



















Operator Train ID Days of operation/Notes	SN	TL	SN	TL	SN	SN	SN	TL	SN	TL	SN	SN	TL	SN	TL	SN	TL	SN	SN
	2108 F	9V19 L	2H09 J	9O19 A	2J11 G	1110 H	2110 F	9V21 A	2H11 J	9O21 A	2J13 G	1112 K	2112 F	9V23 A	2H13 J	9O23 A	2J15 G	1114 H	
London Victoria (VIC)  d	0741					0755	0811					0825	0841						0855
Clapham Junction (CLJ)  d	0748					0802	0818					0832	0848						0902
Balham (BAL)  d	0753						0823					0853							
St Pancras International (STP)  d		0712		0727				0742		0757				0812		0827			
Farringdon (ZFD)  d		0717		0732				0747		0802				0817		0832			
City Thameslink (CTK)  d																			
London Blackfriars (BFR)  d		0721		0736				0751		0806				0821		0836			
Elephant & Castle (EPH)  d		0725		0740				0755		0810				0825		0840			
Loughborough Jn (LGJ)  d		0730		0745				0800		0815				0830		0845			
Herne Hill (HNH)  d		0735		0750				0805		0820				0835		0850			
London Bridge (LBG)  d			0731		0744				0801		0814				0831		0844		
South Bermondsey (SBM)  d			0735		0749				0805		0819				0835		0849		
Queens Rd Peckham (QRP)  d			0738		0752				0808		0822				0838		0852		
Peckham Rye (PMR)  d			0741		0755				0811		0825				0841		0855		
East Dulwich (EDW)  d			0744		0758				0814		0828				0844		0858		
North Dulwich (NDL)  d			0747		0800				0817		0830				0847		0900		
Tulse Hill (TUH)  a		0739	0750	0754	0804			0809	0820	0824	0834			0839	0850	0854	0904		
Tulse Hill (TUH)  d		0740		0756	0804			0810		0826	0834			0840		0856	0904		
Streatham (STE)  d		0744		0800	0808a			0814		0830	0838a			0844		0900	0908a		
Tooting (TOO)  d		0749						0819						0849					
Haydons Road (HYR)  d		0752						0822						0852					
Wimbledon (WIM)  a		0754						0824						0854					
Wimbledon (WIM)  d		0755						0825						0855					
Wimbledon Chase (WBO)  d		0758						0828						0858					
South Merton (SMO)  d		0800						0830						0900					
Morden South (MDS)  d		0803						0833						0903					
St Helier (SIH)  d		0805						0835						0905					
Sutton Common (SUC)  d		0807						0837						0907					
West Sutton (WSU)  d		0810						0840						0910					
Mitcham Eastfields (MTC)  d	0800			0804			0830			0834			0900				0904		
Mitcham Junction (MIJ)  d	0803			0807			0833			0837			0903				0907		
Hackbridge (HCB)  d	0806			0810			0836			0840			0906				0910		
Carshalton (CSH)  d	0809			0813		0819	0839			0843		0849	0909				0913		0919
Sutton (Surrey) (SUO)  a	0813	0814		0817		0823	0843	0844		0847		0853	0913	0914		0917			0923

NOTES (see introductory pages for explanation of train operator codes and standard symbols)

- a Arrival time  
d Departure time
- A From St Albans City  
F To Epsom  
G To Caterham  
H To Dorking  
J To Beckenham Junction  
K To Horsham  
L From Bedford

## London to Wimbledon and Sutton via Tulse Hill

## Saturdays



















Operator Train ID Days of operation/Notes	SN	TL	SN	TL	SN	SN	SN	TL	SN	TL	SN	SN	SN	TL	SN	TL	SN	SN
	2114 F	9V25 A	2H15 J	9O25 A	2J17 G	1116 K	2116 F	9V27 A	2H17 J	9O27 A	2J19 G	1118 H	2118 F	9V29 A	2H19 J	9O29 A	2J21 G	1120 K
London Victoria (VIC)  d	0911					0925	0941					0955	1011					1025
Clapham Junction (CLJ)  d	0918					0932	0948					1002	1018					1032
Balham (BAL)  d	0923						0953					1023						
St Pancras International (STP)  d		0842		0857				0912		0927				0942		0957		
Farringdon (ZFD)  d		0847		0902				0917		0932				0947		1002		
City Thameslink (CTK)  d				0904				0919		0934				0949		1004		
London Blackfriars (BFR)  d		0851		0906				0921		0936				0951		1006		
Elephant & Castle (EPH)  d		0855		0910				0925		0940				0955		1010		
Loughborough Jn (LGJ) d		0900		0915				0930		0945				1000		1015		
Herne Hill (HMH)  d		0905		0920				0935		0950				1005		1020		
London Bridge (LBG)  d			0901		0914				0931		0944				1001		1014	
South Bermondsey (SBM) d			0905		0919				0935		0949				1005		1019	
Queens Rd Peckham (QRP) d			0908		0922				0938		0952				1008		1022	
Peckham Rye (PMR)  d			0911		0925				0941		0955				1011		1025	
East Dulwich (EDW) d			0914		0928				0944		0958				1014		1028	
North Dulwich (NDL) d			0917		0930				0947		1000				1017		1030	
Tulse Hill (TUH)  a		0909	0920	0924	0934			0939	0950	0954	1004			1009	1020	1024	1034	
Tulse Hill (TUH)  d		0910		0926	0934			0940		0956	1004			1010		1026	1034	
Streatham (STE)  d		0914		0930	0938a			0944		1000	1008a			1014		1030	1038a	
Tooting (TOO) d		0919						0949						1019				
Haydons Road (HYR) d		0922						0952						1022				
Wimbledon (WIM)  a		0924						0954						1024				
Wimbledon (WIM)  d		0925						0955						1025				
Wimbledon Chase (WBO) d		0928						0958						1028				
South Merton (SMO) d		0930						1000						1030				
Morden South (MDS) d		0933						1003						1033				
St Helier (SIH) d		0935						1005						1035				
Sutton Common (SUC) d		0937						1007						1037				
West Sutton (WSU) d		0940						1010						1040				
Mitcham Eastfields (MTC) d	0930			0934			1000			1004			1030			1034		
Mitcham Junction (MIJ)  d	0933			0937			1003			1007			1033			1037		
Hackbridge (HCB) d	0936			0940			1006			1010			1036			1040		
Carshalton (CSH) d	0939			0943		0949	1009			1013		1019	1039			1043		1049
Sutton (Surrey) (SUO)  a	0943	0944		0947		0953	1013	1014		1017		1023	1043	1044		1047		1053

NOTES (see introductory pages for explanation of train operator codes and standard symbols)

- a Arrival time  
d Departure time
- A From St Albans City  
F To Epsom  
G To Caterham  
H To Dorking  
J To Beckenham Junction  
K To Horsham

## London to Wimbledon and Sutton via Tulse Hill

## Saturdays

Operator Train ID Days of operation/Notes	SN	TL	SN	TL	SN	SN	SN	TL	SN	TL	SN	SN	TL	SN	TL	SN	TL	SN	SN
	2I20 F	9V31 A	2H21 J	9O31 A	2J23 G	1I22 H	2I22 F	9V33 A	2H23 J	9O33 A	2J25 G	SN 1I24 K	SN 2I24 F	TL 9V35 A	SN 2H25 J	TL 9O35 A	SN 2J27 G	SN 1I26 H	
London Victoria (VIC)  d	1041					1055	1111					1125	1141						1155
Clapham Junction (CLJ)  d	1048					1102	1118					1132	1148						1202
Balham (BAL)  d	1053						1123						1153						
St Pancras International (STP)  d		1012		1027				1042		1057				1112		1127			
Farringdon (ZFD)  d		1017		1032				1047		1102				1117		1132			
City Thameslink (CTK)  d		1019		1034				1049		1104				1119		1134			
London Blackfriars (BFR)  d		1021		1036				1051		1106				1121		1136			
Elephant & Castle (EPH)  d		1025		1040				1055		1110				1125		1140			
Loughborough Jn (LGJ) d		1030		1045				1100		1115				1130		1145			
Herne Hill (HNN)  d		1035		1050				1105		1120				1135		1150			
London Bridge (LBG)  d			1031		1044				1101		1114				1131		1144		
South Bermondsey (SBM) d			1035		1049				1105		1119				1135		1149		
Queens Rd Peckham (QRP) d			1038		1052				1108		1122				1138		1152		
Peckham Rye (PMR)  d			1041		1055				1111		1125				1141		1155		
East Dulwich (EDW) d			1044		1058				1114		1128				1144		1158		
North Dulwich (NDL) d			1047		1100				1117		1130				1147		1200		
Tulse Hill (TUH)  a		1039	1050	1054	1104			1109	1120	1124	1134			1139	1150	1154	1204		
Tulse Hill (TUH)  d		1040		1056	1104			1110		1126	1134			1140		1156	1204		
Streatham (STE)  d		1044		1100	1108a			1114		1130	1138a			1144		1200	1208a		
Tooting (TOO) d		1049						1119						1149					
Haydons Road (HYR) d		1052						1122						1152					
Wimbledon (WIM)  a		1054						1124						1154					
Wimbledon (WIM)  d		1055						1125						1155					
Wimbledon Chase (WBO) d		1058						1128						1158					
South Merton (SMO) d		1100						1130						1200					
Morden South (MDS) d		1103						1133						1203					
St Helier (SIH) d		1105						1135						1205					
Sutton Common (SUC) d		1107						1137						1207					
West Sutton (WSU) d		1110						1140						1210					
Mitcham Eastfields (MTC) d	1100			1104			1130			1134			1200			1204			
Mitcham Junction (MIJ)  d	1103			1107			1133			1137			1203			1207			
Hackbridge (HCB) d	1106			1110			1136			1140			1206			1210			
Carshalton (CSH) d	1109			1113		1119	1139			1143		1149	1209			1213			1219
Sutton (Surrey) (SUO)  a	1113	1114		1117		1123	1143	1144		1147		1153	1213	1214		1217			1223



































NOTES (see introductory pages for explanation of train operator codes and standard symbols)

- a Arrival time  
d Departure time
- A From St Albans City  
F To Epsom  
G To Caterham  
H To Dorking  
J To Beckenham Junction  
K To Horsham



## London to Wimbledon and Sutton via Tulse Hill

## Saturdays



































Operator Train ID Days of operation/Notes	SN	TL	SN	TL	SN	SN	SN	TL	SN	TL	SN	SN	TL	SN	TL	SN	TL	SN	SN
	2I26 F	9V37 A	2H27 J	9O37 A	2J29 G	1I28 K	2I28 F	9V39 A	2H29 J	9O39 A	2J31 G	1I30 H	2I30 F	9V41 A	2H31 J	9O41 A	2J33 G	1I32 K	
London Victoria (VIC)  d	1211					1225	1241					1255	1311						1325
Clapham Junction (CLJ)  d	1218					1232	1248					1302	1318						1332
Balham (BAL)  d	1223						1253						1323						
St Pancras International (STP)  d		1142		1157				1212		1227				1242		1257			
Farringdon (ZFD)  d		1147		1202				1217		1232				1247		1302			
City Thameslink (CTK)  d		1149		1204				1219		1234				1249		1304			
London Blackfriars (BFR)  d		1151		1206				1221		1236				1251		1306			
Elephant & Castle (EPH)  d		1155		1210				1225		1240				1255		1310			
Loughborough Jn (LGJ)  d		1200		1215				1230		1245				1300		1315			
Herne Hill (HNN)  d		1205		1220				1235		1250				1305		1320			
London Bridge (LBG)  d			1201		1214				1231		1244				1301		1314		
South Bermondsey (SBM)  d			1205		1219				1235		1249				1305		1319		
Queens Rd Peckham (QRP)  d			1208		1222				1238		1252				1308		1322		
Peckham Rye (PMR)  d			1211		1225				1241		1255				1311		1325		
East Dulwich (EDW)  d			1214		1228				1244		1258				1314		1328		
North Dulwich (NDL)  d			1217		1230				1247		1300				1317		1330		
Tulse Hill (TUH)  a		1209	1220	1224	1234			1239	1250	1254	1304			1309	1320	1324	1334		
Tulse Hill (TUH)  d		1210		1226	1234			1240		1256	1304			1310		1326	1334		
Streatham (STE)  d		1214		1230	1238a			1244		1300	1308a			1314		1330	1338a		
Tooting (TOO)  d		1219						1249						1319					
Haydons Road (HYR)  d		1222						1252						1322					
Wimbledon (WIM)  a		1224						1254						1324					
Wimbledon (WIM)  d		1225						1255						1325					
Wimbledon Chase (WBO)  d		1228						1258						1328					
South Merton (SMO)  d		1230						1300						1330					
Morden South (MDS)  d		1233						1303						1333					
St Helier (SIH)  d		1235						1305						1335					
Sutton Common (SUC)  d		1237						1307						1337					
West Sutton (WSU)  d		1240						1310						1340					
Mitcham Eastfields (MTC)  d	1230			1234			1300			1304			1330			1334			
Mitcham Junction (MIJ)  d	1233			1237			1303			1307			1333			1337			
Hackbridge (HCB)  d	1236			1240			1306			1310			1336			1340			
Carshalton (CSH)  d	1239			1243			1249	1309		1313		1319	1339			1343			1349
Sutton (Surrey) (SUO)  a	1243	1244		1247			1253	1313	1314	1317		1323	1343	1344		1347			1353

NOTES (see introductory pages for explanation of train operator codes and standard symbols)

- a Arrival time
- d Departure time
- A From St Albans City
- F To Epsom
- G To Caterham
- H To Dorking
- J To Beckenham Junction
- K To Horsham

## London to Wimbledon and Sutton via Tulse Hill

## Saturdays

Operator Train ID Days of operation/Notes	SN	TL	SN	TL	SN	SN	SN	TL	SN	TL	SN	SN	SN	TL	SN	TL	SN	TL	SN	SN	
	2I32 F	9V43 A	2H33 J	9O43 A	2J35 G	1I34 H	2I34 F	9V45 A	2H35 J	9O45 A	2J37 G	1I36 K	2I36 F	9V47 A	2H37 J	9O47 A	2J39 G	1I38 H			
London Victoria (VIC)  d	1341						1355	1411					1425	1441							1455
Clapham Junction (CLJ)  d	1348						1402	1418					1432	1448							1502
Balham (BAL)  d	1353							1423					1453								
St Pancras International (STP)  d		1312		1327					1342		1357				1412		1427				
Farringdon (ZFD)  d		1317		1332					1347		1402				1417		1432				
City Thameslink (CTK)  d		1319		1334					1349		1404				1419		1434				
London Blackfriars (BFR)  d		1321		1336					1351		1406				1421		1436				
Elephant & Castle (EPH)  d		1325		1340					1355		1410				1425		1440				
Loughborough Jn (LGJ)  d		1330		1345					1400		1415				1430		1445				
Herne Hill (HMH)  d		1335		1350					1405		1420				1435		1450				
London Bridge (LBG)  d			1331		1344				1401		1414				1431		1444				
South Bermondsey (SBM)  d			1335		1349				1405		1419				1435		1449				
Queens Rd Peckham (QRP)  d			1338		1352				1408		1422				1438		1452				
Peckham Rye (PMR)  d			1341		1355				1411		1425				1441		1455				
East Dulwich (EDW)  d			1344		1358				1414		1428				1444		1458				
North Dulwich (NDL)  d			1347		1400				1417		1430				1447		1500				
Tulse Hill (TUH)  a		1339	1350	1354	1404				1409	1420	1424	1434			1439	1450	1454	1504			
Tulse Hill (TUH)  d		1340		1356	1404				1410		1426	1434			1440		1456	1504			
Streatham (STE)  d		1344		1400	1408a				1414		1430	1438a			1444		1500	1508a			
Tooting (TOO)  d		1349							1419						1449						
Haydons Road (HYR)  d		1352							1422						1452						
Wimbledon (WIM)  a		1354							1424						1454						
Wimbledon (WIM)  d		1355							1425						1455						
Wimbledon Chase (WBO)  d		1358							1428						1458						
South Merton (SMO)  d		1400							1430						1500						
Morden South (MDS)  d		1403							1433						1503						
St Helier (SIH)  d		1405							1435						1505						
Sutton Common (SUC)  d		1407							1437						1507						
West Sutton (WSU)  d		1410							1440						1510						
Mitcham Eastfields (MTC)  d	1400			1404				1430			1434				1500			1504			
Mitcham Junction (MIJ)  d	1403			1407				1433			1437				1503			1507			
Hackbridge (HCB)  d	1406			1410				1436			1440				1506			1510			
Carshalton (CSH)  d	1409			1413			1419	1439			1443			1449	1509			1513			1519
Sutton (Surrey) (SUO)  a	1413	1414		1417			1423	1443	1444		1447			1453	1513	1514		1517			1523

NOTES (see introductory pages for explanation of train operator codes and standard symbols)

- a Arrival time  
d Departure time
- A From St Albans City  
F To Epsom  
G To Caterham  
H To Dorking  
J To Beckenham Junction  
K To Horsham

London to Wimbledon and Sutton via Tulse Hill

Saturdays






















Operator Train ID Days of operation/Notes	SN	TL	SN	TL	SN	SN	SN	TL	SN	TL	SN	SN	SN	TL	SN	TL	SN	SN	
	2138 F	9V49 A	2H39 J	9O49 A	2J41 G	1140 K	2140 F	9V51 A	2H41 J	9O51 A	2J43 G	1142 H	2142 F	9V53 A	2H43 J	9O53 A	2J45 G	1144 K	
London Victoria (VIC)  d	1511					1525	1541						1555	1611					1625
Clapham Junction (CLJ)  d	1518					1532	1548						1602	1618					1632
Balham (BAL)  d	1523						1553						1623						
St Pancras International (STP)  d		1442		1457				1512		1527				1542		1557			
Farringdon (ZFD)  d		1447		1502				1517		1532				1547		1602			
City Thameslink (CTK)  d		1449		1504				1519		1534				1549		1604			
London Blackfriars (BFR)  d		1451		1506				1521		1536				1551		1606			
Elephant & Castle (EPH)  d		1455		1510				1525		1540				1555		1610			
Loughborough Jn (LGJ) d		1500		1515				1530		1545				1600		1615			
Herne Hill (HNH)  d		1505		1520				1535		1550				1605		1620			
London Bridge (LBG)  d			1501		1514				1531		1544				1601		1614		
South Bermondsey (SBM) d			1505		1519				1535		1549				1605		1619		
Queens Rd Peckham (QRP) d			1508		1522				1538		1552				1608		1622		
Peckham Rye (PMR)  d			1511		1525				1541		1555				1611		1625		
East Dulwich (EDW) d			1514		1528				1544		1558				1614		1628		
North Dulwich (NDL) d			1517		1530				1547		1600				1617		1630		
Tulse Hill (TUH)  a		1509	1520	1524	1534			1539	1550	1554	1604			1609	1620	1624	1634		
Tulse Hill (TUH)  d		1510		1526	1534			1540		1556	1604			1610		1626	1634		
Streatham (STE)  d		1514		1530	1538a			1544		1600	1608a			1614		1630	1638a		
Tooting (TOO) d		1519						1549						1619					
Haydons Road (HYR) d		1522						1552						1622					
Wimbledon (WIM)  a		1524						1554						1624					
Wimbledon (WIM)  d		1525						1555						1625					
Wimbledon Chase (WBO) d		1528						1558						1628					
South Merton (SMO) d		1530						1600						1630					
Morden South (MDS) d		1533						1603						1633					
St Helier (SIH) d		1535						1605						1635					
Sutton Common (SUC) d		1537						1607						1637					
West Sutton (WSU) d		1540						1610						1640					
Mitcham Eastfields (MTC) d	1530			1534			1600			1604			1630			1634			
Mitcham Junction (MIJ)  d	1533			1537			1603			1607			1633			1637			
Hackbridge (HCB) d	1536			1540			1606			1610			1636			1640			
Carshalton (CSH) d	1539			1543		1549	1609			1613		1619	1639			1643		1649	
Sutton (Surrey) (SUO)  a	1543	1544		1547		1553	1613	1614		1617		1623	1643	1644		1647		1653	

NOTES (see introductory pages for explanation of train operator codes and standard symbols)

- a Arrival time
- d Departure time
- A From St Albans City
- F To Epsom
- G To Caterham
- H To Dorking
- J To Beckenham Junction
- K To Horsham

## London to Wimbledon and Sutton via Tulse Hill

## Saturdays



































Operator Train ID Days of operation/Notes	SN	TL	SN	TL	SN	SN	SN	TL	SN	TL	SN	SN	SN	TL	SN	TL	SN	TL	SN	SN	
	2144 F	9V55 A	2H45 J	9O55 A	2J47 G	1146 H	2146 F	9V57 A	2H47 J	9O57 A	2J49 G	1148 K	2148 F	9V59 A	2H49 J	9O59 A	2J51 G	1150 H			
London Victoria (VIC)  d	1641					1655	1711						1725	1741							1755
Clapham Junction (CLJ)  d	1648					1702	1718						1732	1748							1802
Balham (BAL)  d	1653						1723						1753								
St Pancras International (STP)   d		1612		1627				1642		1657					1712		1727				
Farringdon (ZFD)  d		1617		1632				1647		1702					1717		1732				
City Thameslink (CTK)  d		1619		1634				1649		1704					1719		1734				
London Blackfriars (BFR)  d		1621		1636				1651		1706					1721		1736				
Elephant & Castle (EPH)  d		1625		1640				1655		1710					1725		1740				
Loughborough Jn (LGJ) d		1630		1645				1700		1715					1730		1745				
Herne Hill (HNN)  d		1635		1650				1705		1720					1735		1750				
London Bridge (LBG)  d			1631		1644				1701		1714					1731		1744			
South Bermondsey (SBM) d			1635		1649				1705		1719					1735		1749			
Queens Rd Peckham (QRP) d			1638		1652				1708		1722					1738		1752			
Peckham Rye (PMR)  d			1641		1655				1711		1725					1741		1755			
East Dulwich (EDW) d			1644		1658				1714		1728					1744		1758			
North Dulwich (NDL) d			1647		1700				1717		1730					1747		1800			
Tulse Hill (TUH)  a		1639	1650	1654	1704			1709	1720	1724	1734				1739	1750	1754	1804			
Tulse Hill (TUH)  d		1640		1656	1704			1710		1726	1734				1740		1756	1804			
Streatham (STE)  d		1644		1700	1708a			1714		1730	1738a				1744		1800	1808a			
Tooting (TOO) d		1649						1719							1749						
Haydons Road (HYR) d		1652						1722							1752						
Wimbledon (WIM)   a		1654						1724							1754						
Wimbledon (WIM)   d		1655						1725							1755						
Wimbledon Chase (WBO) d		1658						1728							1758						
South Merton (SMO) d		1700						1730							1800						
Morden South (MDS) d		1703						1733							1803						
St Helier (SIH) d		1705						1735							1805						
Sutton Common (SUC) d		1707						1737							1807						
West Sutton (WSU) d		1710						1740							1810						
Mitcham Eastfields (MTC) d	1700			1704			1730			1734			1800				1804				
Mitcham Junction (MIJ)  d	1703			1707			1733			1737			1803				1807				
Hackbridge (HCB) d	1706			1710			1736			1740			1806				1810				
Carshalton (CSH) d	1709			1713		1719	1739			1743		1749	1809				1813				1819
Sutton (Surrey) (SUO)  a	1713	1714		1717		1723	1743	1744		1747		1753	1813	1814			1817				1823

NOTES (see introductory pages for explanation of train operator codes and standard symbols)

- a Arrival time  
d Departure time
- A From St Albans City  
F To Epsom  
G To Caterham  
H To Dorking  
J To Beckenham Junction  
K To Horsham

## London to Wimbledon and Sutton via Tulse Hill

## Saturdays






























Operator Train ID Days of operation/Notes	SN	TL	SN	TL	SN	SN	SN	TL	SN	TL	SN	SN	TL	SN	TL	SN	TL	SN	SN
	2150 F	9V61 A	2H51 J	9061 A	2J53 G	1152 H	2152 F	9V63 A	2H53 J	9063 A	2J55 G	1154 H	2154 F	9V65 A	2H55 J	9065 A	2J57 G	1156 H	
London Victoria (VIC)  d	1811						1825	1841					1855	1911					1925
Clapham Junction (CLJ)  d	1818						1832	1848					1902	1918					1932
Balham (BAL)  d	1823							1853					1923						
St Pancras International (STP)  d		1742		1757					1812	1827					1842		1857		
Farringdon (ZFD)  d		1747		1802					1817	1832					1847		1902		
City Thameslink (CTK)  d		1749		1804					1819	1834					1849		1904		
London Blackfriars (BFR)  d		1751		1806					1821	1836					1851		1906		
Elephant & Castle (EPH)  d		1755		1810					1825	1840					1855		1910		
Loughborough Jn (LGJ)  d		1800		1815					1830	1845					1900		1915		
Herne Hill (HMH)  d		1805		1820					1835	1850					1905		1920		
London Bridge (LBG)  d			1801		1814				1831		1844					1901		1914	
South Bermondsey (SBM)  d			1805		1819				1835		1849					1905		1919	
Queens Rd Peckham (QRP)  d			1808		1822				1838		1852					1908		1922	
Peckham Rye (PMR)  d			1811		1825				1841		1855					1911		1925	
East Dulwich (EDW)  d			1814		1828				1844		1858					1914		1928	
North Dulwich (NDL)  d			1817		1830				1847		1900					1917		1930	
Tulse Hill (TUH)  a		1809	1820	1824	1834				1839	1850	1854	1904			1909	1920	1924	1934	
Tulse Hill (TUH)  d		1810		1826	1834				1840		1856	1904			1910		1926	1934	
Streatham (STE)  d		1814		1830	1838a				1844		1900	1908a			1914		1930	1938a	
Tooting (TOO)  d		1819							1849						1919				
Haydons Road (HYR)  d		1822							1852						1922				
Wimbledon (WIM)  a		1824							1854						1924				
Wimbledon (WIM)  d		1825							1855						1925				
Wimbledon Chase (WBO)  d		1828							1858						1928				
South Merton (SMO)  d		1830							1900						1930				
Morden South (MDS)  d		1833							1903						1933				
St Helier (SIH)  d		1835							1905						1935				
Sutton Common (SUC)  d		1837							1907						1937				
West Sutton (WSU)  d		1840							1910						1940				
Mitcham Eastfields (MTC)  d	1830			1834			1900				1904				1930			1934	
Mitcham Junction (MIJ)  d	1833			1837			1903				1907				1933			1937	
Hackbridge (HCB)  d	1836			1840			1906				1910				1936			1940	
Carshalton (CSH)  d	1839			1843			1849	1909			1913			1919	1939			1943	1949
Sutton (Surrey) (SUO)  a	1843	1844		1847			1853	1913	1914		1917			1923	1943	1944		1947	1953

NOTES (see introductory pages for explanation of train operator codes and standard symbols)

- a Arrival time  
d Departure time
- A From St Albans City  
F To Epsom  
G To Caterham  
H To Dorking  
J To Beckenham Junction

## London to Wimbledon and Sutton via Tulse Hill

## Saturdays



















Operator Train ID Days of operation/Notes	SN	TL	SN	TL	SN	SN	SN	TL	SN	TL	SN	SN	SN	TL	SN	TL	SN	SN
	2156 F	9V67 A	2H57 J	9067 A	2J59 G	1158 H	2158 F	9V69 A	2H59 J	9069 A	2J61 G	1160 H	2160 F	9V71 A	2H61 J	9071 A	2J63 G	1162 H
London Victoria (VIC)   d	1941					1955	2011					2025	2041					2055
Clapham Junction (CLJ)  d	1948					2002	2018					2032	2048					2102
Balham (BAL)   d	1953						2023					2053						
St Pancras International (STP)    d		1912		1927				1942		1957				2012		2027		
Farringdon (ZFD)   d		1917		1932				1947		2002				2017		2032		
City Thameslink (CTK)  d		1919		1934				1949		2004				2019		2034		
London Blackfriars (BFR)   d		1921		1936				1951		2006				2021		2036		
Elephant & Castle (EPH)  d		1925		1940				1955		2010				2025		2040		
Loughborough Jn (LGJ) d		1930		1945				2000		2015				2030		2045		
Herne Hill (HMH)  d		1935		1950				2005		2020				2035		2050		
London Bridge (LBG)   d			1931		1944				2001		2014				2031		2044	
South Bermondsey (SBM) d			1935		1949				2005		2019				2035		2049	
Queens Rd Peckham (QRP) d			1938		1952				2008		2022				2038		2052	
Peckham Rye (PMR)  d			1941		1955				2011		2025				2041		2055	
East Dulwich (EDW) d			1944		1958				2014		2028				2044		2058	
North Dulwich (NDL) d			1947		2000				2017		2030				2047		2100	
Tulse Hill (TUH)  a		1939	1950	1954	2004			2009	2020	2024	2034			2039	2050	2054	2104	
Tulse Hill (TUH)  d		1940		1956	2004			2010		2026	2034			2040		2056	2104	
Streatham (STE)  d		1944		2000	2008a			2014		2030	2038a			2044		2100	2108a	
Tooting (TOO) d		1949						2019						2049				
Haydons Road (HYR) d		1952						2022						2052				
Wimbledon (WIM)    a		1954						2024						2054				
Wimbledon (WIM)    d		1955						2025						2055				
Wimbledon Chase (WBO) d		1958						2028						2058				
South Merton (SMO) d		2000						2030						2100				
Morden South (MDS) d		2003						2033						2103				
St Helier (SIH) d		2005						2035						2105				
Sutton Common (SUC) d		2007						2037						2107				
West Sutton (WSU) d		2010						2040						2110				
Mitcham Eastfields (MTC) d	2000			2004			2030			2034			2100			2104		
Mitcham Junction (MIJ)  d	2003			2007			2033			2037			2103			2107		
Hackbridge (HCB) d	2006			2010			2036			2040			2106			2110		
Carshalton (CSH) d	2009			2013		2019	2039			2043		2049	2109			2113		2119
Sutton (Surrey) (SUO)  a	2013	2014		2017		2023	2043	2044		2047		2053	2113	2114		2117		2123

NOTES (see introductory pages for explanation of train operator codes and standard symbols)

- a Arrival time  
d Departure time
- A From St Albans City  
F To Epsom  
G To Caterham  
H To Dorking  
J To Beckenham Junction

## London to Wimbledon and Sutton via Tulse Hill

## Saturdays












































Operator Train ID Days of operation/Notes	SN	TL	SN	TL	SN	SN	SN	TL	SN	TL	SN	SN	TL	SN	TL	SN	TL	SN	SN	
	2162 F	9V73 A	2H63 J	9073 A	2J65 G	1164 H	2164 F	9V75 A	2H65 J	9075 A	2J67 G	1166 H	2166 F	9V77 A	2H67 J	9077 A	2J69 G	1168 H		
London Victoria (VIC)  d	2111					2125	2141					2155	2211						2225	
Clapham Junction (CLJ)  d	2118					2132	2148					2202	2218						2233	
Balham (BAL)  d	2123						2153					2223								
St Pancras International (STP)  d		2042		2057				2112		2127				2142		2157				
Farringdon (ZFD)  d		2047		2102				2117		2132				2147		2202				
City Thameslink (CTK)  d		2049																		
London Blackfriars (BFR)  d		2051		2106				2121		2136				2151		2206				
Elephant & Castle (EPH)  d		2055		2110				2125		2140				2155		2210				
Loughborough Jn (LGJ) d		2100		2115				2130		2145				2200		2215				
Herne Hill (HMH)  d		2105		2120				2135		2150				2205		2220				
London Bridge (LBG)  d			2101		2114				2131		2144				2201		2214			
South Bermondsey (SBM) d			2105		2119				2135		2149				2205		2219			
Queens Rd Peckham (QRP) d			2108		2122				2138		2152				2208		2222			
Peckham Rye (PMR)  d			2111		2125				2141		2155				2211		2225			
East Dulwich (EDW) d			2114		2128				2144		2158				2214		2228			
North Dulwich (NDL) d			2117		2130				2147		2200				2217		2230			
Tulse Hill (TUH)  a		2109	2120	2124	2134			2139	2150	2154	2204			2209	2220	2224	2234			
Tulse Hill (TUH)  d		2110		2126	2134			2140		2156	2204			2210		2226	2234			
Streatham (STE)  d		2114		2130	2138a			2144		2200	2208a			2214		2230	2238a			
Tooting (TOO) d		2119						2149						2219						
Haydons Road (HYR) d		2122						2152						2222						
Wimbledon (WIM)  a		2124						2154						2224						
Wimbledon (WIM)  d		2125						2155						2225						
Wimbledon Chase (WBO) d		2128						2158						2228						
South Merton (SMO) d		2130						2200						2230						
Morden South (MDS) d		2133						2203						2233						
St Helier (SIH) d		2135						2205						2235						
Sutton Common (SUC) d		2137						2207						2237						
West Sutton (WSU) d		2140						2210						2240						
Mitcham Eastfields (MTC) d	2130			2134			2200			2204			2230			2234				
Mitcham Junction (MIJ)  d	2133			2137			2203			2207			2233			2237				
Hackbridge (HCB) d	2136			2140			2206			2210			2236			2240				
Carshalton (CSH) d	2139			2143			2149 2209			2213		2219 2239			2243		2249			
Sutton (Surrey) (SUO)  a	2143	2144		2147			2153 2213	2214		2217		2223 2243	2244		2247		2253			

NOTES (see introductory pages for explanation of train operator codes and standard symbols)

- a Arrival time  
d Departure time
- A From St Albans City  
F To Epsom  
G To Caterham  
H To Dorking  
J To Beckenham Junction

## London to Wimbledon and Sutton via Tulse Hill

## Saturdays

Operator Train ID Days of operation/Notes	SN	TL	SN	TL	SN	SN	SN	TL	SN	TL	SN	SN	TL	SN	SN	TL	SN	TL	SN	SN
	2168 F	9V79 A	2H69 J	9O79 A	2J95 C	1170 H	2170 F	9V81 A	2H91 M	9O81 A	2J97 C	1172 H	9V83 A	2H93 M	2172 F	9V85 B	2J99 C	2K74 M		
London Victoria (VIC)   d	2241					2255	2311					2325			2345					
Clapham Junction (CLJ)  d	2249					2302	2318					2332			2353					
Balham (BAL)   d	2253						2323								2357					
St Pancras International (STP)    d		2212		2227				2242		2257			2312			2344				
Farringdon (ZFD)   d		2217		2232				2247		2302			2317			2349				
City Thameslink (CTK)  d																				
London Blackfriars (BFR)   d		2221		2236				2251		2306			2321			2353				
Elephant & Castle (EPH)  d		2225		2240				2255		2310			2325			2357				
Loughborough Jn (LGJ)  d		2230		2245				2300		2315			2330			0002				
Herne Hill (HND)  d		2235		2250				2305		2320			2335			0006				
London Bridge (LBG)   d			2231		2245				2301		2314			2331			2355	0001		
South Bermondsey (SBM)  d			2235		2249				2305		2319			2335			2359	0007		
Queens Rd Peckham (QRP)  d			2238		2252				2308		2322			2338			0002	0010		
Peckham Rye (PMR)  d			2241		2255				2311		2325			2341			0006	0012		
East Dulwich (EDW)  d			2244		2258				2314		2328			2344			0009	0015		
North Dulwich (NDL)  d			2247		2300				2317		2330			2347			0011	0017		
Tulse Hill (TUH)  a		2239	2250	2254	2304			2309	2320	2324	2334		2339	2350		0010	0019	0021		
Tulse Hill (TUH)  d		2240		2256	2304			2310		2326	2334		2340			0011	0019			
Streatham (STE)  d		2244		2300	2308a			2314		2330	2338a		2344			0014	0023a			
Tooting (TOO)  d		2249						2319					2349			0019				
Haydons Road (HYR)  d		2252						2322					2352			0022				
Wimbledon (WIM)   a		2254						2324					2354			0024				
Wimbledon (WIM)   d		2255						2325					2355			0025				
Wimbledon Chase (WBO)  d		2258						2328					2358			0028				
South Merton (SMO)  d		2300						2330					0001			0030				
Morden South (MDS)  d		2303						2333					0004			0033				
St Helier (SIH)  d		2305						2335					0006			0035				
Sutton Common (SUC)  d		2307						2337					0008			0037				
West Sutton (WSU)  d		2310						2340					0011			0040				
Mitcham Eastfields (MTC)  d	2300			2304			2330				2334				0004					
Mitcham Junction (MIJ)  d	2303			2307			2333				2337				0007					
Hackbridge (HCB)  d	2306			2310			2336				2340				0010					
Carshalton (CSH)  d	2309			2313		2319	2339				2343		2352		0013					
Sutton (Surrey) (SUO)  a	2313	2314		2317		2323	2343	2344		2347		2358	0014		0017	0044				














NOTES (see introductory pages for explanation of train operator codes and standard symbols)

- a Arrival time  
d Departure time
- A From St Albans City  
B From Luton  
C To Selhurst  
F To Epsom  
H To Dorking  
J To Beckenham Junction  
M To Norwood Junction



## London to Wimbledon and Sutton via Tulse Hill

## Saturdays
























Operator Train ID Days of operation/Notes	SN	SN
	2J76 C	2K76 M
London Victoria (VIC)  ⑩ d		
Clapham Junction (CLJ) ⑩ d		
Balham (BAL)  ④ d		
St Pancras International (STP)   ⑩ d		
Farringdon (ZFD)  ③ d		
City Thameslink (CTK) ③ d		
London Blackfriars (BFR)  ③ d		
Elephant & Castle (EPH)  d		
Loughborough Jn (LGJ) d		
Herne Hill (HNN) ④ d		
London Bridge (LBG)  ④ d	0025	0031
South Bermondsey (SBM) d	0029	0035
Queens Rd Peckham (QRP) d	0034	0038
Peckham Rye (PMR) ④ d	0037	0041
East Dulwich (EDW) d	0041	0044
North Dulwich (NDL) d	0043	0047
Tulse Hill (TUH) ③ a	0047	0050
Tulse Hill (TUH) ③ d	0047	
Streatham (STE) ④ d	0051a	
Tooting (TOO) d		
Haydons Road (HYR) d		
Wimbledon (WIM)   ⑥ a		
Wimbledon (WIM)   ⑥ d		
Wimbledon Chase (WBO) d		
South Merton (SMO) d		
Morden South (MDS) d		
St Helier (SIH) d		
Sutton Common (SUC) d		
West Sutton (WSU) d		
Mitcham Eastfields (MTC) d		
Mitcham Junction (MIJ)  d		
Hackbridge (HCB) d		
Carshalton (CSH) d		
Sutton (Surrey) (SUO) ④ a		

**NOTES** (see introductory pages for explanation of train operator codes and standard symbols)

- a Arrival time  
d Departure time
- C To Selhurst  
M To Norwood Junction

## London to Wimbledon and Sutton via Tulse Hill

## Sundays

Operator Train ID Days of operation/Notes	SN	SN	SN	SN	SN	SN	SN	SN	SN	TL	SN	SN	SN	SN	TL	SN	SN	SN
	2192 E	2194 E	2J09 F	2H09 G	2196 E	2J11 F	2H11 G	2198 E	2J13 F	9023	2H13 G	2112 B	2J15 F	1114 E	9025	2H15 G	2114 B	2J17 F
London Victoria (VIC)  d	0640	0710			0740			0810				0841		0855			0911	
Clapham Junction (CLJ)  d	0647	0717			0747			0817				0848		0902			0918	
Balham (BAL)  d	0653	0723			0752			0823				0853					0923	
St Pancras International (STP)   d																		
Farringdon (ZFD)  d																		
City Thameslink (CTK)  d																		
London Blackfriars (BFR)  d																		
Elephant & Castle (EPH)  d																		
Loughborough Jn (LGJ) d																		
Herne Hill (HNN)  d																		
London Bridge (LBG)  d			0716	0735		0746	0805		0817	0830	0833		0847		0900	0903		0914
South Bermondsey (SBM) d			0724	0739		0753	0809		0824		0837		0854			0907		0919
Queens Rd Peckham (QRP) d			0727	0742		0756	0812		0827		0840		0857			0910		0922
Peckham Rye (PMR)  d			0731	0745		0800	0815		0830	0839	0843		0900		0909	0913		0925
East Dulwich (EDW) d			0734	0748		0803	0818		0833		0846		0903			0916		0928
North Dulwich (NDL) d			0737	0751		0806	0821		0835		0848		0905			0918		0930
Tulse Hill (TUH)  a			0740	0754		0809	0824		0838	0845	0852		0908		0915	0922		0933
Tulse Hill (TUH)  d			0743			0813			0839	0847			0909		0917			0934
Streatham (STE)  d			0746a			0816a			0842a	0851			0912a		0921			0937a
Tooting (TOO) d																		
Haydons Road (HYR) d																		
Wimbledon (WIM)    a																		
Wimbledon (WIM)    d																		
Wimbledon Chase (WBO) d																		
South Merton (SMO) d																		
Morden South (MDS) d																		
St Helier (SIH) d																		
Sutton Common (SUC) d																		
West Sutton (WSU) d																		
Mitcham Eastfields (MTC) d	0700	0730			0800			0830		0855		0900			0925		0930	
Mitcham Junction (MIJ)  d	0703	0733			0803			0833		0858		0903			0928		0933	
Hackbridge (HCB) d	0706	0736			0806			0836		0901		0906			0931		0936	
Carshalton (CSH) d	0709	0739			0809			0839		0904		0909		0919	0934		0939	
Sutton (Surrey) (SUO)  a	0712	0742			0812			0842		0907		0913		0923	0937		0943	

NOTES (see introductory pages for explanation of train operator codes and standard symbols)

- a Arrival time  
d Departure time
- B To Epsom  
E To Dorking  
F To East Croydon  
G To Crystal Palace

## London to Wimbledon and Sutton via Tulse Hill

## Sundays






























Operator Train ID Days of operation/Notes	SN	TL	SN	SN	SN	SN	TL	TL	SN	SN	SN	SN	SN	TL	SN	TL	SN	SN
	1116 E	9027	2H17 G	2I16 B	2J19 F	1118 E	9V29 C	9O29	2I18 B	2H19 G	2J21 F	1I20 E	2I20 B	9V31 C	2H21 G	9O31	2J23 F	1I22 E
London Victoria (VIC) ④ d	0925			0941		0955			1011			1025	1041					1055
Clapham Junction (CLJ) ⑩ d	0932			0948		1002			1018			1032	1048					1102
Balham (BAL) ④ d				0953					1023				1053					
St Pancras International (STP) ④ d							0937							1007				
Farringdon (ZFD) ③ d							0941							1011				
City Thameslink (CTK) ③ d																		
London Blackfriars (BFR) ③ d		0929					0946	0959						1016		1036		
Elephant & Castle (EPH) ④ d		0933					0951	1003						1021		1040		
Loughborough Jn (LGJ) d		0938					0956	1008						1026		1045		
Herne Hill (HNH) ④ d		0942					1000	1012						1030		1050		
London Bridge (LBG) ④ d			0931		0944					1001	1014				1031		1044	
South Bermondsey (SBM) d			0935		0949					1005	1019				1035		1049	
Queens Rd Peckham (QRP) d			0938		0952					1008	1022				1038		1052	
Peckham Rye (PMR) ④ d			0941		0955					1011	1025				1041		1055	
East Dulwich (EDW) d			0944		0958					1014	1028				1044		1058	
North Dulwich (NDL) d			0947		1000					1017	1030				1047		1100	
Tulse Hill (TUH) ③ a		0946	0952		1003		1005	1016		1020	1033			1035	1050	1054	1103	
Tulse Hill (TUH) ③ d		0947			1004		1007	1017			1034			1037		1057	1104	
Streatham (STE) ④ d		0951			1007a		1011	1021			1037a			1041		1101	1107a	
Tooting (TOO) d							1017							1047				
Haydons Road (HYR) d							1020							1050				
Wimbledon (WIM) ⑥ a							1023							1053				
Wimbledon (WIM) ⑥ d							1023							1053				
Wimbledon Chase (WBO) d							1028							1058				
South Merton (SMO) d							1030							1100				
Morden South (MDS) d							1033							1103				
St Helier (SIH) d							1035							1105				
Sutton Common (SUC) d							1037							1107				
West Sutton (WSU) d							1040							1110				
Mitcham Eastfields (MTC) d		0955		1000				1025	1030				1100			1105		
Mitcham Junction (MIJ) ④ d		0958		1003				1028	1033				1103			1108		
Hackbridge (HCB) d		1001		1006				1031	1036				1106			1111		
Carshalton (CSH) d	0949	1004		1009		1019		1034	1039			1049	1109			1114		1119
Sutton (Surrey) (SUO) ④ a	0953	1007		1013		1023	1044	1037	1043			1053	1113	1114		1117		1123

NOTES (see introductory pages for explanation of train operator codes and standard symbols)

- a Arrival time
- d Departure time
- B To Epsom
- C From Luton
- E To Dorking
- F To East Croydon
- G To Crystal Palace

## London to Wimbledon and Sutton via Tulse Hill

## Sundays

Operator Train ID Days of operation/Notes	SN	TL	SN	TL	SN	SN	SN	TL	SN	TL	SN	SN	SN	TL	SN	TL	SN	SN
	2I22 B	9V33 C	2H23 G	9O33	2J25 F	1I24 E	2I24 B	9V35 C	2H25 G	9O35	2J27 F	1I26 E	2I26 B	9V37 C	2H27 G	9O37	2J29 F	1I28 E
London Victoria (VIC)   d	1111					1125	1141					1155	1211					1225
Clapham Junction (CLJ)  d	1118					1132	1148					1202	1218					1232
Balham (BAL)   d	1123						1153					1223						
St Pancras International (STP)    d		1037						1107						1137		1157		
Farringdon (ZFD)   d		1041						1111						1141		1201		
City Thameslink (CTK)  d																		
London Blackfriars (BFR)   d		1046		1106				1116		1136				1146		1206		
Elephant & Castle (EPH)  d		1051		1110				1121		1140				1151		1210		
Loughborough Jn (LGJ) d		1056		1115				1126		1145				1156		1215		
Herne Hill (HNN)  d		1100		1120				1130		1150				1200		1220		
London Bridge (LBG)   d			1101		1114				1131		1144				1201		1214	
South Bermondsey (SBM) d			1105		1119				1135		1149				1205		1219	
Queens Rd Peckham (QRP) d			1108		1122				1138		1152				1208		1222	
Peckham Rye (PMR)  d			1111		1125				1141		1155				1211		1225	
East Dulwich (EDW) d			1114		1128				1144		1158				1214		1228	
North Dulwich (NDL) d			1117		1130				1147		1200				1217		1230	
Tulse Hill (TUH)  a		1105	1120	1124	1133			1135	1150	1154	1203			1205	1220	1224	1233	
Tulse Hill (TUH)  d		1107		1127	1134			1137		1157	1204			1207		1227	1234	
Streatham (STE)  d		1111		1131	1137a			1141		1201	1207a			1211		1231	1237a	
Tooting (TOO) d		1119						1149						1219				
Haydons Road (HYR) d		1122						1152						1222				
Wimbledon (WIM)    a		1124						1154						1224				
Wimbledon (WIM)    d		1125						1155						1225				
Wimbledon Chase (WBO) d		1128						1158						1228				
South Merton (SMO) d		1130						1200						1230				
Morden South (MDS) d		1133						1203						1233				
St Helier (SIH) d		1135						1205						1235				
Sutton Common (SUC) d		1137						1207						1237				
West Sutton (WSU) d		1140						1210						1240				
Mitcham Eastfields (MTC) d	1130			1135			1200			1205			1230			1235		
Mitcham Junction (MIJ)  d	1133			1138			1203			1208			1233			1238		
Hackbridge (HCB) d	1136			1141			1206			1211			1236			1241		
Carshalton (CSH) d	1139			1144		1149	1209			1214		1219	1239			1244		1249
Sutton (Surrey) (SUO)  a	1143	1144		1147		1153	1213	1214		1217		1223	1243	1244		1247		1253

NOTES (see introductory pages for explanation of train operator codes and standard symbols)

- a Arrival time  
d Departure time
- B To Epsom  
C From Luton  
E To Dorking  
F To East Croydon  
G To Crystal Palace

## London to Wimbledon and Sutton via Tulse Hill

## Sundays



































Operator Train ID Days of operation/Notes	SN	TL	SN	TL	SN	SN	SN	TL	SN	TL	SN	SN	SN	TL	SN	TL	SN	SN
	2I28 B	9V39 C	2H29 G	9O39	2J31 F	1I30 E	2I30 B	9V41 C	2H31 G	9O41 C	2J33 F	1I32 E	2I32 B	9V43 C	2H33 G	9O43 A	2J35 F	1I34 E
London Victoria (VIC)  d	1241					1255	1311					1325	1341					1355
Clapham Junction (CLJ)  d	1248					1302	1318					1332	1348					1402
Balham (BAL)  d	1253						1323						1353					
St Pancras International (STP)  d		1207		1227				1237		1257				1312		1327		
Farringdon (ZFD)  d		1211		1231				1241		1301				1316		1331		
City Thameslink (CTK)  d																		
London Blackfriars (BFR)  d		1216		1236				1246		1306				1321		1336		
Elephant & Castle (EPH)  d		1221		1240				1251		1310				1325		1340		
Loughborough Jn (LGJ)  d		1226		1245				1256		1315				1330		1345		
Herne Hill (HNN)  d		1234		1250				1304		1320				1334		1350		
London Bridge (LBG)  d			1231		1244				1301		1314				1331		1344	
South Bermondsey (SBM)  d			1235		1249				1305		1319				1335		1349	
Queens Rd Peckham (QRP)  d			1238		1252				1308		1322				1338		1352	
Peckham Rye (PMR)  d			1241		1255				1311		1325				1341		1355	
East Dulwich (EDW)  d			1244		1258				1314		1328				1344		1358	
North Dulwich (NDL)  d			1247		1300				1317		1330				1347		1400	
Tulse Hill (TUH)  a		1239	1250	1254	1303			1309	1320	1324	1333			1339	1350	1354	1403	
Tulse Hill (TUH)  d		1239		1257	1304			1309		1327	1334			1339		1357	1404	
Streatham (STE)  d		1243		1301	1307a			1313		1331	1337a			1343		1401	1407a	
Tooting (TOO)  d		1249						1319						1349				
Haydons Road (HYR)  d		1252						1322						1352				
Wimbledon (WIM)  a		1254						1324						1354				
Wimbledon (WIM)  d		1255						1325						1355				
Wimbledon Chase (WBO)  d		1258						1328						1358				
South Merton (SMO)  d		1300						1330						1400				
Morden South (MDS)  d		1303						1333						1403				
St Helier (SIH)  d		1305						1335						1405				
Sutton Common (SUC)  d		1307						1337						1407				
West Sutton (WSU)  d		1310						1340						1410				
Mitcham Eastfields (MTC)  d	1300			1305			1330			1335			1400			1405		
Mitcham Junction (MIJ)  d	1303			1308			1333			1338			1403			1408		
Hackbridge (HCB)  d	1306			1311			1336			1341			1406			1411		
Carshalton (CSH)  d	1309			1314		1319	1339			1344		1349	1409			1414		1419
Sutton (Surrey) (SUO)  a	1313	1314		1317		1323	1343	1344		1347		1353	1413	1414		1417		1423

NOTES (see introductory pages for explanation of train operator codes and standard symbols)

- a Arrival time  
d Departure time
- A From St Albans City  
B To Epsom  
C From Luton  
E To Dorking  
F To East Croydon  
G To Crystal Palace

## London to Wimbledon and Sutton via Tulse Hill

## Sundays



































Operator Train ID Days of operation/Notes	SN	TL	SN	TL	SN	SN	SN	TL	SN	TL	SN	SN	TL	SN	TL	SN	TL	SN	SN	
	2I34 B	9V45 C	2H35 G	9O45 A	2J37 F	1I36 E	2I36 B	9V47 C	2H37 G	9O47 A	2J39 F	1I38 E	2I38 B	9V49 C	2H39 G	9O49 A	2J41 F	1I40 E		
London Victoria (VIC)  d	1411					1425	1441					1455	1511							1525
Clapham Junction (CLJ)  d	1418					1432	1448					1502	1518							1532
Balham (BAL)  d	1423						1453						1523							
St Pancras International (STP)  d		1342		1357				1412		1427				1442		1457				
Farringdon (ZFD)  d		1346		1401				1416		1431				1446		1501				
City Thameslink (CTK)  d																				
London Blackfriars (BFR)  d		1351		1406				1421		1436				1451		1506				
Elephant & Castle (EPH)  d		1355		1410				1425		1440				1455		1510				
Loughborough Jn (LGJ)  d		1400		1415				1430		1445				1500		1515				
Herne Hill (HNN)  d		1404		1420				1434		1450				1504		1520				
London Bridge (LBG)  d			1401		1414				1431		1444				1501		1514			
South Bermondsey (SBM)  d			1405		1419				1435		1449				1505		1519			
Queens Rd Peckham (QRP)  d			1408		1422				1438		1452				1508		1522			
Peckham Rye (PMR)  d			1411		1425				1441		1455				1511		1525			
East Dulwich (EDW)  d			1414		1428				1444		1458				1514		1528			
North Dulwich (NDL)  d			1417		1430				1447		1500				1517		1530			
Tulse Hill (TUH)  a		1409	1420	1424	1433			1439	1450	1454	1503			1509	1520	1524	1533			
Tulse Hill (TUH)  d		1409		1427	1434			1439		1457	1504			1509		1527	1534			
Streatham (STE)  d		1413		1431	1437a			1443		1501	1507a			1513		1531	1537a			
Tooting (TOO)  d		1419						1449						1519						
Haydons Road (HYR)  d		1422						1452						1522						
Wimbledon (WIM)  a		1424						1454						1524						
Wimbledon (WIM)  d		1425						1455						1525						
Wimbledon Chase (WBO)  d		1428						1458						1528						
South Merton (SMO)  d		1430						1500						1530						
Morden South (MDS)  d		1433						1503						1533						
St Helier (SIH)  d		1435						1505						1535						
Sutton Common (SUC)  d		1437						1507						1537						
West Sutton (WSU)  d		1440						1510						1540						
Mitcham Eastfields (MTC)  d	1430			1435			1500			1505			1530			1535				
Mitcham Junction (MIJ)  d	1433			1438			1503			1508			1533			1538				
Hackbridge (HCB)  d	1436			1441			1506			1511			1536			1541				
Carshalton (CSH)  d	1439			1444		1449	1509			1514		1519	1539			1544				1549
Sutton (Surrey) (SUO)  a	1443	1444		1447		1453	1513	1514		1517		1523	1543	1544		1547				1553

NOTES (see introductory pages for explanation of train operator codes and standard symbols)

- a Arrival time
- d Departure time
- A From St Albans City
- B To Epsom
- C From Luton
- E To Dorking
- F To East Croydon
- G To Crystal Palace

## London to Wimbledon and Sutton via Tulse Hill

## Sundays



















Operator Train ID Days of operation/Notes	SN	TL	SN	TL	SN	SN	SN	TL	SN	TL	SN	SN	TL	SN	TL	SN	TL	SN	SN	
	2140 B	9V51 C	2H41 G	9051 A	2J43 F	1142 E	2142 B	9V53 C	2H43 G	9053 A	2J45 F	1144 E	2144 B	9V55 C	2H45 G	9055 A	2J47 F	1146 E		
London Victoria (VIC)  d	1541					1555	1611					1625	1641						1655	
Clapham Junction (CLJ)  d	1548					1602	1618					1632	1648						1702	
Balham (BAL)  d	1553						1623						1653							
St Pancras International (STP)  d		1512		1527				1542		1557				1612		1627				
Farringdon (ZFD)  d		1516		1531				1546		1601				1616		1631				
City Thameslink (CTK)  d																				
London Blackfriars (BFR)  d		1521		1536				1551		1606				1621		1636				
Elephant & Castle (EPH)  d		1525		1540				1555		1610				1625		1640				
Loughborough Jn (LGJ)  d		1530		1545				1600		1615				1630		1645				
Herne Hill (HNN)  d		1534		1550				1604		1620				1634		1650				
London Bridge (LBG)  d			1531		1544				1601		1614				1631		1644			
South Bermondsey (SBM)  d			1535		1549				1605		1619				1635		1649			
Queens Rd Peckham (QRP)  d			1538		1552				1608		1622				1638		1652			
Peckham Rye (PMR)  d			1541		1555				1611		1625				1641		1655			
East Dulwich (EDW)  d			1544		1558				1614		1628				1644		1658			
North Dulwich (NDL)  d			1547		1600				1617		1630				1647		1700			
Tulse Hill (TUH)  a		1539	1550	1554	1603			1609	1620	1624	1633			1639	1650	1654	1703			
Tulse Hill (TUH)  d		1539		1557	1604			1609		1627	1634			1639		1657	1704			
Streatham (STE)  d		1543		1601	1607a			1613		1631	1637a			1643		1701	1707a			
Tooting (TOO)  d		1549						1619						1649						
Haydons Road (HYR)  d		1552						1622						1652						
Wimbledon (WIM)  a		1554						1624						1654						
Wimbledon (WIM)  d		1555						1625						1655						
Wimbledon Chase (WBO)  d		1558						1628						1658						
South Merton (SMO)  d		1600						1630						1700						
Morden South (MDS)  d		1603						1633						1703						
St Helier (SIH)  d		1605						1635						1705						
Sutton Common (SUC)  d		1607						1637						1707						
West Sutton (WSU)  d		1610						1640						1710						
Mitcham Eastfields (MTC)  d	1600			1605			1630			1635			1700			1705				
Mitcham Junction (MIJ)  d	1603			1608			1633			1638			1703			1708				
Hackbridge (HCB)  d	1606			1611			1636			1641			1706			1711				
Carshalton (CSH)  d	1609			1614		1619	1639			1644		1649	1709			1714			1719	
Sutton (Surrey) (SUO)  a	1613	1614		1617		1623	1643	1644		1647		1653	1713	1714		1717			1723	

NOTES (see introductory pages for explanation of train operator codes and standard symbols)

- a Arrival time  
d Departure time
- A From St Albans City  
B To Epsom  
C From Luton  
E To Dorking  
F To East Croydon  
G To Crystal Palace

## London to Wimbledon and Sutton via Tulse Hill

## Sundays

Operator Train ID Days of operation/Notes	SN	TL	SN	TL	SN	SN	SN	TL	SN	TL	SN	SN	TL	SN	TL	SN	TL	SN	SN	
	2146 B	9V57 C	2H47 G	9O57 A	2J49 F	1148 E	2148 B	9V59 C	2H49 G	9O59 A	2J51 F	1150 E	2150 B	9V61 C	2H51 G	9O61 A	2J53 F	1152 E		
London Victoria (VIC)  d	1711					1725	1741					1755	1811						1825	
Clapham Junction (CLJ)  d	1718					1732	1748					1802	1818						1832	
Balham (BAL)  d	1723						1753						1823							
St Pancras International (STP)  d		1642		1657				1712		1727				1742		1757				
Farringdon (ZFD)  d		1646		1701				1716		1731				1746		1801				
City Thameslink (CTK)  d																				
London Blackfriars (BFR)  d		1651		1706				1721		1736				1751		1806				
Elephant & Castle (EPH)  d		1655		1710				1725		1740				1755		1810				
Loughborough Jn (LGJ) d		1700		1715				1730		1745				1800		1815				
Herne Hill (HNN)  d		1704		1720				1734		1750				1804		1820				
London Bridge (LBG)  d			1701		1714				1731		1744				1801		1814			
South Bermondsey (SBM) d			1705		1719				1735		1749				1805		1819			
Queens Rd Peckham (QRP) d			1708		1722				1738		1752				1808		1822			
Peckham Rye (PMR)  d			1711		1725				1741		1755				1811		1825			
East Dulwich (EDW) d			1714		1728				1744		1758				1814		1828			
North Dulwich (NDL) d			1717		1730				1747		1800				1817		1830			
Tulse Hill (TUH)  a		1709	1720	1724	1733			1739	1750	1754	1803			1809	1820	1824	1833			
Tulse Hill (TUH)  d		1709		1727	1734			1739		1757	1804			1809		1827	1834			
Streatham (STE)  d		1713		1731	1737a			1743		1801	1807a			1813		1831	1837a			
Tooting (TOO) d		1719						1749						1819						
Haydons Road (HYR) d		1722						1752						1822						
Wimbledon (WIM)  a		1724						1754						1824						
Wimbledon (WIM)  d		1725						1755						1825						
Wimbledon Chase (WBO) d		1728						1758						1828						
South Merton (SMO) d		1730						1800						1830						
Morden South (MDS) d		1733						1803						1833						
St Helier (SIH) d		1735						1805						1835						
Sutton Common (SUC) d		1737						1807						1837						
West Sutton (WSU) d		1740						1810						1840						
Mitcham Eastfields (MTC) d	1730			1735			1800			1805			1830			1835				
Mitcham Junction (MIJ)  d	1733			1738			1803			1808			1833			1838				
Hackbridge (HCB) d	1736			1741			1806			1811			1836			1841				
Carshalton (CSH) d	1739			1744		1749	1809			1814		1819	1839			1844			1849	
Sutton (Surrey) (SUO)  a	1743	1744		1747		1753	1813	1814		1817		1823	1843	1844		1847			1853	



































NOTES (see introductory pages for explanation of train operator codes and standard symbols)

- a Arrival time
- d Departure time
- A From St Albans City
- B To Epsom
- C From Luton
- E To Dorking
- F To East Croydon
- G To Crystal Palace



## London to Wimbledon and Sutton via Tulse Hill

## Sundays




















































Operator Train ID Days of operation/Notes	SN	TL	SN	TL	SN	SN	SN	TL	SN	TL	SN	SN	TL	SN	TL	SN	TL	SN	SN
	2I52 B	9V63 C	2H53 G	9O63 A	2J55 F	1I54 E	2I54 B	9V65 C	2H55 G	9O65 A	2J57 F	1I56 E	2I56 B	9V67 C	2H57 G	9O67 A	2J59 F	1I58 E	
London Victoria (VIC)  d	1841					1855	1911					1925	1940						1955
Clapham Junction (CLJ)  d	1848					1902	1918					1932	1948						2002
Balham (BAL)  d	1853						1923						1952						
St Pancras International (STP)  d		1812		1827				1842		1857				1912		1927			
Farringdon (ZFD)  d		1816		1831				1846		1901				1916		1931			
City Thameslink (CTK)  d																			
London Blackfriars (BFR)  d		1821		1836				1851		1906				1921		1936			
Elephant & Castle (EPH)  d		1825		1840				1855		1910				1925		1940			
Loughborough Jn (LGJ)  d		1830		1845				1900		1915				1930		1945			
Herne Hill (HNN)  d		1834		1850				1904		1920				1934		1950			
London Bridge (LBG)  d			1831		1844				1901		1914				1931		1944		
South Bermondsey (SBM)  d			1835		1849				1905		1919				1935		1949		
Queens Rd Peckham (QRP)  d			1838		1852				1908		1922				1938		1952		
Peckham Rye (PMR)  d			1841		1855				1911		1925				1941		1955		
East Dulwich (EDW)  d			1844		1858				1914		1928				1944		1958		
North Dulwich (NDL)  d			1847		1900				1917		1930				1947		2000		
Tulse Hill (TUH)  a		1839	1850	1854	1903			1909	1920	1924	1933			1939	1950	1954	2003		
Tulse Hill (TUH)  d		1839		1857	1904			1909		1927	1934			1939		1957	2004		
Streatham (STE)  d		1843		1901	1907a			1913		1931	1937a			1943		2001	2007a		
Tooting (TOO)  d		1849						1919						1949					
Haydons Road (HYR)  d		1852						1922						1952					
Wimbledon (WIM)  a		1854						1924						1954					
Wimbledon (WIM)  d		1855						1925						1955					
Wimbledon Chase (WBO)  d		1858						1928						1958					
South Merton (SMO)  d		1900						1930						2000					
Morden South (MDS)  d		1903						1933						2003					
St Helier (SIH)  d		1905						1935						2005					
Sutton Common (SUC)  d		1907						1937						2007					
West Sutton (WSU)  d		1910						1940						2010					
Mitcham Eastfields (MTC)  d	1900			1905			1930			1935			2000			2005			
Mitcham Junction (MIJ)  d	1903			1908			1933			1938			2003			2008			
Hackbridge (HCB)  d	1906			1911			1936			1941			2006			2011			
Carshalton (CSH)  d	1909			1914		1919	1939			1944		1949	2009			2014			2019
Sutton (Surrey) (SUO)  a	1913	1914		1917		1923	1943	1944		1947		1953	2013	2014		2017			2023

NOTES (see introductory pages for explanation of train operator codes and standard symbols)

- a Arrival time
- d Departure time
- A From St Albans City
- B To Epsom
- C From Luton
- E To Dorking
- F To East Croydon
- G To Crystal Palace

## London to Wimbledon and Sutton via Tulse Hill

## Sundays



















Operator Train ID Days of operation/Notes	SN	TL	SN	TL	SN	SN	SN	TL	SN	TL	SN	SN	TL	SN	TL	SN	TL	SN	SN	
	2158 B	9V69 C	2H59 G	9O69 A	2J61 F	1160 E	2160 B	9V71 C	2H61 G	9O71 A	2J63 F	1162 E	2162 B	9V73 C	2H63 G	9O73 A	2J65 F	1164 E		
London Victoria (VIC)   d	2011					2025	2041					2055	2111						2125	
Clapham Junction (CLJ)  d	2018					2032	2048					2102	2118						2132	
Balham (BAL)   d	2024						2053						2123							
St Pancras International (STP)    d		1942		1957				2012		2027				2042		2057				
Farringdon (ZFD)   d		1946		2001				2016		2031				2046		2101				
City Thameslink (CTK)  d																				
London Blackfriars (BFR)   d		1951		2006				2021		2036				2051		2106				
Elephant & Castle (EPH)  d		1955		2010				2025		2040				2055		2110				
Loughborough Jn (LGJ)  d		2000		2015				2030		2045				2100		2115				
Herne Hill (HNN)   d		2004		2020				2034		2050				2104		2120				
London Bridge (LBG)   d			2001		2014				2031		2044				2101		2114			
South Bermondsey (SBM)  d			2005		2019				2035		2049				2105		2119			
Queens Rd Peckham (QRP)  d			2008		2022				2038		2052				2108		2122			
Peckham Rye (PMR)   d			2011		2025				2041		2055				2111		2125			
East Dulwich (EDW)  d			2014		2028				2044		2058				2114		2128			
North Dulwich (NDL)  d			2017		2030				2047		2100				2117		2130			
Tulse Hill (TUH)   a		2009	2020	2024	2033			2039	2050	2054	2103			2109	2120	2124	2133			
Tulse Hill (TUH)   d		2009		2027	2034			2039		2057	2104			2109		2127	2134			
Streatham (STE)   d		2013		2031	2037a			2043		2101	2107a			2113		2131	2137a			
Tooting (TOO)  d		2019						2049						2119						
Haydons Road (HYR)  d		2022						2052						2122						
Wimbledon (WIM)    a		2024						2054						2124						
Wimbledon (WIM)    d		2025						2055						2125						
Wimbledon Chase (WBO)  d		2028						2058						2128						
South Merton (SMO)  d		2030						2100						2130						
Morden South (MDS)  d		2033						2103						2133						
St Helier (SIH)  d		2035						2105						2135						
Sutton Common (SUC)  d		2037						2107						2137						
West Sutton (WSU)  d		2040						2110						2140						
Mitcham Eastfields (MTC)  d	2031			2035			2100			2105			2130			2135				
Mitcham Junction (MIJ)  d	2034			2038			2103			2108			2133			2138				
Hackbridge (HCB)  d	2037			2041			2106			2111			2136			2141				
Carshalton (CSH)  d	2039			2044		2049	2109			2114		2119	2139			2144			2149	
Sutton (Surrey) (SUO)   a	2043	2044		2047		2053	2113	2114		2117		2123	2143	2144		2147			2153	

NOTES (see introductory pages for explanation of train operator codes and standard symbols)

- a Arrival time  
d Departure time
- A From St Albans City  
B To Epsom  
C From Luton  
E To Dorking  
F To East Croydon  
G To Crystal Palace

## London to Wimbledon and Sutton via Tulse Hill

## Sundays






























Operator Train ID Days of operation/Notes	SN	TL	SN	TL	SN	SN	SN	TL	SN	SN	SN	SN	SN	SN	SN	SN	SN	SN
	2164 B	9V75 C	2H65 G	9O75 A	2J67 F	1166 E	2166 B	9V77 C	2H67 G	2J69 F	1168 E	2H69 D	2168 B	2J71 F	1170 E	2H71 D	2170 B	2J73 F
London Victoria (VIC)  d	2141					2155	2211					2225		2241		2255		2311
Clapham Junction (CLJ)  d	2148					2202	2218					2232		2249		2305		2319
Balham (BAL)  d	2153						2223							2253				2323
St Pancras International (STP)  d		2112		2127				2142										
Farringdon (ZFD)  d		2116		2131				2146										
City Thameslink (CTK)  d																		
London Blackfriars (BFR)  d		2121		2136				2151										
Elephant & Castle (EPH)  d		2125		2140				2155										
Loughborough Jn (LGJ) d		2130		2145				2200										
Herne Hill (HNN)  d		2134		2150				2204										
London Bridge (LBG)  d			2131		2144				2201	2214		2231		2244		2301		2317
South Bermondsey (SBM) d			2135		2149				2205	2219		2235		2249		2305		2323
Queens Rd Peckham (QRP) d			2138		2152				2208	2222		2238		2252		2308		2327
Peckham Rye (PMR)  d			2141		2155				2211	2225		2241		2255		2311		2330
East Dulwich (EDW) d			2144		2158				2214	2228		2244		2258		2314		2334
North Dulwich (NDL) d			2147		2200				2217	2230		2247		2300		2317		2337
Tulse Hill (TUH)  a		2139	2150	2154	2203			2209	2220	2233		2250		2303		2320		2340
Tulse Hill (TUH)  d		2139		2157	2204			2209		2234				2304				2343
Streatham (STE)  d		2143		2201	2207a			2213		2237a				2307a				2346a
Tooting (TOO) d		2149						2219										
Haydons Road (HYR) d		2152						2222										
Wimbledon (WIM)  a		2154						2224										
Wimbledon (WIM)  d		2155						2225										
Wimbledon Chase (WBO) d		2158						2228										
South Merton (SMO) d		2200						2230										
Morden South (MDS) d		2203						2233										
St Helier (SIH) d		2205						2235										
Sutton Common (SUC) d		2207						2237										
West Sutton (WSU) d		2210						2240										
Mitcham Eastfields (MTC) d	2200			2205			2230						2300					2330
Mitcham Junction (MIJ)  d	2203			2208			2233						2303					2333
Hackbridge (HCB) d	2206			2211			2236						2306					2336
Carshalton (CSH) d	2209			2214		2219	2239				2249		2309		2320			2339
Sutton (Surrey) (SUO)  a	2213	2214		2217		2223	2243	2244			2253		2313		2324			2343

NOTES (see introductory pages for explanation of train operator codes and standard symbols)

- a Arrival time  
d Departure time
- A From St Albans City  
B To Epsom  
C From Luton  
D To Norwood Junction  
E To Dorking  
F To East Croydon  
G To Crystal Palace

## London to Wimbledon and Sutton via Tulse Hill

## Sundays

Operator Train ID Days of operation/Notes	SN 1172 E
London Victoria (VIC)   d	2325
Clapham Junction (CLJ)  d	2332
Balham (BAL)   d	2337
St Pancras International (STP)    d	
Farringdon (ZFD)   d	
City Thameslink (CTK)  d	
London Blackfriars (BFR)   d	
Elephant & Castle (EPH)  d	
Loughborough Jn (LGJ) d	
Herne Hill (HNN)  d	
London Bridge (LBG)   d	
South Bermondsey (SBM) d	
Queens Rd Peckham (QRP) d	
Peckham Rye (PMR)  d	
East Dulwich (EDW) d	
North Dulwich (NDL) d	
Tulse Hill (TUH)  a	
Tulse Hill (TUH)  d	
Streatham (STE)  d	
Tooting (TOO) d	
Haydons Road (HYR) d	
Wimbledon (WIM)    a	
Wimbledon (WIM)    d	
Wimbledon Chase (WBO) d	
South Merton (SMO) d	
Morden South (MDS) d	
St Helier (SIH) d	
Sutton Common (SUC) d	
West Sutton (WSU) d	
Mitcham Eastfields (MTC) d	2344
Mitcham Junction (MIJ)  d	2347
Hackbridge (HCB) d	2350
Carshalton (CSH) d	2353
Sutton (Surrey) (SUO)  a	2356

**NOTES** (see introductory pages for explanation of train operator codes and standard symbols)

- a Arrival time
- d Departure time
- E To Dorking

## Sutton and Wimbledon to London via Tulse Hill

## Mondays to Fridays

Operator Train ID Days of operation/Notes	SN	TL	SN	TL	SN	SN	SN	TL	SN	TL	SN	SN	SN	TL	SN	TL	SN	SN
	2H04 B	9V10 C	2J02 D	9O10 C	1101 E	2101 F	2H06 B	9V12 C	2J04 D	9O12 C	1103 G	2103 F	2H08 H	9V14 C	2J06 D	9O14 C	1105 G	2105 F
Sutton (Surrey) (SUO) ④ d		0546		0549	0602	0612		0616		0619	0632	0642		0646		0649	0702	0712
Carshalton (CSH) d		0549			0605	0615		0619			0635	0645		0649			0705	0715
Hackbridge (HCB) d		0552				0618		0622				0648		0652				0718
Mitcham Junction (MIJ) ④ d		0555				0621		0625				0651		0655				0721
Mitcham Eastfields (MTC) d		0558				0624		0628				0654		0658				0724
West Sutton (WSU) d				0552						0622						0652		
Sutton Common (SUC) d				0554						0624					0654			
St Helier (SIH) d				0557						0627					0657			
Morden South (MDS) d				0559						0629					0659			
South Merton (SMO) d				0601						0631					0701			
Wimbledon Chase (WBO) d				0603						0633					0703			
Wimbledon (WIM) ④ a				0606						0636					0706			
Wimbledon (WIM) ④ d				0607						0637					0707			
Haydons Road (HYR) d				0610						0640					0710			
Tooting (TOO) d				0613						0643					0713			
Streatham (STE) ④ d		0603	0613	0618				0633	0643	0648				0703	0713	0718		
Tulse Hill (TUH) ③ a		0607	0617	0622				0637	0647	0652				0707	0717	0722		
Tulse Hill (TUH) ③ d	0602	0608	0617	0623			0632	0638	0647	0653			0702	0708	0717	0723		
North Dulwich (NDL) d	0606		0621				0636		0651				0706		0721			
East Dulwich (EDW) d	0608		0623				0638		0653				0708		0723			
Peckham Rye (PMR) ④ d	0611		0626				0641		0656				0711		0726			
Queens Rd Peckham (QRP) d	0613		0628				0643		0658				0713		0728			
South Bermondsey (SBM) d	0616		0631				0646		0701				0716		0731			
London Bridge (LBG) ④ a	0621		0636				0651		0706				0721		0736			
Herne Hill (HNH) ④ d		0612		0627				0642		0657				0712		0727		
Loughborough Jn (LGJ) d		0615		0630				0645		0700				0715		0730		
Elephant & Castle (EPH) ④ d		0619		0634				0649		0704				0719		0734		
London Blackfriars (BFR) ④ a		0624		0639				0654		0709				0724		0739		
City Thameslink (CTK) ③ a		0626		0641				0656		0711				0726		0741		
Farringdon (ZFD) ③ a		0628		0643				0658		0713				0728		0743		
St Pancras International (STP) ④ a		0633		0648				0703		0718				0733		0748		
Balham (BAL) ④ a						0633						0703						0732
Clapham Junction (CLJ) ⑩ a					0623	0637					0653	0707					0723	0737
London Victoria (VIC) ⑩ a					0633	0645					0703	0715					0733	0746

NOTES (see introductory pages for explanation of train operator codes and standard symbols)

- a Arrival time
- d Departure time
  
- B From Crystal Palace
- C To St Albans City
- D From Selhurst
- E From Dorking
- F From Epsom
- G From Horsham
- H From Beckenham Junction

## Sutton and Wimbledon to London via Tulse Hill

## Mondays to Fridays

Operator Train ID Days of operation/Notes	SN	TL	SN	TL	SN	SN	SN	TL	SN	TL	SN	SN	SN	TL	SN	TL	SN	SN
	2H10 H	9V16 C	2J08 J	9O16 C	1107 G	2107 F	2H12 H	9V18 C	2J10 K	9O18 C	1109 G	2109 F	2H14 H	9V20 C	2J12 K	9O20 C	1111 E	2111 F
Sutton (Surrey) (SUO) ④ d		0716		0719	0732	0742		0746		0749	0802	0812		0816		0819	0832	0842
Carshalton (CSH) d		0719			0735	0745		0749			0805	0815		0819			0835	0845
Hackbridge (HCB) d		0722			0738	0748		0752			0808	0818		0822			0838	0848
Mitcham Junction (MIJ) ④ d		0725			0742	0751		0755			0811	0821		0825			0842	0851
Mitcham Eastfields (MTC) d		0728			0745	0754		0758			0815	0824		0828			0845	0854
West Sutton (WSU) d				0722						0752						0822		
Sutton Common (SUC) d				0724						0754						0824		
St Helier (SIH) d				0727						0757						0827		
Morden South (MDS) d				0729						0759						0829		
South Merton (SMO) d				0731						0801						0831		
Wimbledon Chase (WBO) d				0733						0803						0833		
Wimbledon (WIM) ④ a				0736						0806						0836		
Wimbledon (WIM) ④ d				0737						0807						0837		
Haydons Road (HYR) d				0740						0810						0840		
Tooting (TOO) d				0743						0813						0843		
Streatham (STE) ④ d		0733	0743	0748				0803	0813	0818				0833	0843	0848		
Tulse Hill (TUH) ③ a		0737	0747	0752				0807	0817	0822				0837	0847	0852		
Tulse Hill (TUH) ③ d	0732	0738	0747	0753			0802	0808	0817	0823			0832	0838	0847	0853		
North Dulwich (NDL) d	0736		0751				0806		0821				0836		0851			
East Dulwich (EDW) d	0738		0753				0808		0823				0838		0853			
Peckham Rye (PMR) ④ d	0741		0756				0811		0826				0841		0856			
Queens Rd Peckham (QRP) d	0743		0758				0813		0828				0843		0858			
South Bermondsey (SBM) d	0746		0801				0816		0831				0846		0901			
London Bridge (LBG) ④ a	0751		0806				0821		0836				0851		0906			
Herne Hill (HMH) ④ d		0742		0757				0812		0827				0842		0857		
Loughborough Jn (LGJ) d		0745		0800				0815		0830				0845		0900		
Elephant & Castle (EPH) ④ d		0749		0804				0819		0834				0849		0904		
London Blackfriars (BFR) ④ a		0754		0809				0824		0839				0854		0909		
City Thameslink (CTK) ③ a		0756		0811				0826		0841				0856		0911		
Farringdon (ZFD) ③ a		0758		0813				0828		0843				0858		0913		
St Pancras International (STP) ④ a		0803		0818				0833		0848				0903		0918		
Balham (BAL) ④ a							0802						0832					0903
Clapham Junction (CLJ) ⑩ a					0754	0807					0825	0837					0855	0907
London Victoria (VIC) ⑩ a					0804	0816					0833	0845					0903	0919

NOTES (see introductory pages for explanation of train operator codes and standard symbols)

- a Arrival time  
d Departure time
- C To St Albans City  
E From Dorking  
F From Epsom  
G From Horsham  
H From Beckenham Junction  
J From South Croydon  
K From Caterham

## Sutton and Wimbledon to London via Tulse Hill

## Mondays to Fridays

Operator Train ID Days of operation/Notes	SN	TL	SN	TL	SN	SN	SN	TL	SN	TL	SN	SN	SN	TL	SN	TL	SN	TL	SN	SN
	2H16 H	9V22 C	2J14 K	9O22 C	1113 G	2113 F	2H18 H	9V24 C	2J16 K	9O24 C	1115 E	2115 F	2H20 H	9V26 C	2J18 K	9O26 C	1117 G	2117 F		
Sutton (Surrey) (SUO) ④ d		0846		0849	0902	0912		0916		0919	0932	0942		0946		0949	1002	1012		
Carshalton (CSH) d		0849			0905	0915		0919			0935	0945		0949			1005	1015		
Hackbridge (HCB) d		0852				0918		0922				0948		0952						1018
Mitcham Junction (MIJ) ④ d		0855				0921		0925				0951		0955						1021
Mitcham Eastfields (MTC) d		0858				0924		0928				0954		0958						1024
West Sutton (WSU) d				0852						0922						0952				
Sutton Common (SUC) d				0854						0924					0954					
St Helier (SIH) d				0857						0927					0957					
Morden South (MDS) d				0859						0929					0959					
South Merton (SMO) d				0901						0931					1001					
Wimbledon Chase (WBO) d				0903						0933					1003					
Wimbledon (WIM) ④ a				0906						0936					1006					
Wimbledon (WIM) ④ d				0907						0937					1007					
Haydons Road (HYR) d				0910						0940					1010					
Tooting (TOO) d				0913						0943					1013					
Streatham (STE) ④ d		0903	0912	0918				0933	0943	0948				1003	1013	1018				
Tulse Hill (TUH) ③ a		0907	0916	0922				0937	0947	0952				1007	1017	1022				
Tulse Hill (TUH) ③ d	0902	0908	0917	0923			0932	0938	0947	0953			1002	1008	1017	1023				
North Dulwich (NDL) d	0906		0921				0936		0951				1006		1021					
East Dulwich (EDW) d	0908		0923				0938		0953				1008		1023					
Peckham Rye (PMR) ④ d	0911		0926				0941		0956				1011		1026					
Queens Rd Peckham (QRP) d	0913		0928				0943		0958				1013		1028					
South Bermondsey (SBM) d	0916		0931				0946		1001				1016		1031					
London Bridge (LBG) ④ a	0921		0936				0951		1006				1021		1036					
Herne Hill (HMH) ④ d		0912		0927				0942		0957				1012		1027				
Loughborough Jn (LGJ) d		0915		0930				0945		1000				1015		1030				
Elephant & Castle (EPH) ④ d		0919		0934				0949		1004				1019		1034				
London Blackfriars (BFR) ④ a		0924		0939				0954		1009				1024		1039				
City Thameslink (CTK) ③ a		0926		0941				0956		1011				1026		1041				
Farringdon (ZFD) ④ a		0928		0943				0958		1013				1028		1043				
St Pancras International (STP) ④ a		0933		0948				1003		1018				1033		1048				
Balham (BAL) ④ a							0933					1003								1033
Clapham Junction (CLJ) ⑩ a					0923	0937					0953	1007					1023	1037		
London Victoria (VIC) ⑩ a					0932	0945					1003	1015					1031	1045		

NOTES (see introductory pages for explanation of train operator codes and standard symbols)

- a Arrival time
- d Departure time
  
- C To St Albans City
- E From Dorking
- F From Epsom
- G From Horsham
- H From Beckenham Junction
- K From Caterham

## Sutton and Wimbledon to London via Tulse Hill

## Mondays to Fridays

Operator Train ID Days of operation/Notes	SN	TL	SN	TL	SN	SN	SN	TL	SN	TL	SN	SN	SN	TL	SN	TL	SN	TL	SN	SN
	2H22 H	9V28 C	2J20 K	9O28 C	1119 E	2119 F	2H24 H	9V30 C	2J22 K	9O30 C	1121 G	2121 F	2H26 H	9V32 C	2J24 K	9O32 C	1123 E	2123 F		
Sutton (Surrey) (SUO) ④ d		1016		1019	1032	1042		1046		1049	1102	1112		1116		1119	1132	1142		
Carshalton (CSH) d		1019			1035	1045		1049			1105	1115		1119			1135	1145		
Hackbridge (HCB) d		1022				1048		1052				1118		1122				1148		
Mitcham Junction (MIJ) ④ d		1025				1051		1055				1121		1125				1151		
Mitcham Eastfields (MTC) d		1028				1054		1058				1124		1128				1154		
West Sutton (WSU) d				1022						1052						1122				
Sutton Common (SUC) d				1024						1054						1124				
St Helier (SIH) d				1027						1057						1127				
Morden South (MDS) d				1029						1059						1129				
South Merton (SMO) d				1031						1101						1131				
Wimbledon Chase (WBO) d				1033						1103						1133				
Wimbledon (WIM) ④ a				1036						1106						1136				
Wimbledon (WIM) ④ d				1037						1107						1137				
Haydens Road (HYR) d				1040						1110						1140				
Tooting (TOO) d				1043						1113						1143				
Streatham (STE) ④ d		1033	1043	1048				1103	1113	1118				1133	1143	1148				
Tulse Hill (TUH) ③ a		1037	1047	1052				1107	1117	1122				1137	1147	1152				
Tulse Hill (TUH) ③ d	1032	1038	1047	1053			1102	1108	1117	1123			1132	1138	1147	1153				
North Dulwich (NDL) d	1036		1051				1106		1121				1136		1151					
East Dulwich (EDW) d	1038		1053				1108		1123				1138		1153					
Peckham Rye (PMR) ④ d	1041		1056				1111		1126				1141		1156					
Queens Rd Peckham (QRP) d	1043		1058				1113		1128				1143		1158					
South Bermondsey (SBM) d	1046		1101				1116		1131				1146		1201					
London Bridge (LBG) ④ a	1051		1106				1121		1136				1151		1206					
Herne Hill (HMH) ④ d		1042		1057				1112		1127				1142		1157				
Loughborough Jn (LGJ) d		1045		1100				1115		1130				1145		1200				
Elephant & Castle (EPH) ④ d		1049		1104				1119		1134				1149		1204				
London Blackfriars (BFR) ④ a		1054		1109				1124		1139				1154		1209				
City Thameslink (CTK) ③ a		1056		1111				1126		1141				1156		1211				
Farringdon (ZFD) ④ a		1058		1113				1128		1143				1158		1213				
St Pancras International (STP) ④ a		1103		1118				1133		1148				1203		1218				
Balham (BAL) ④ a						1103						1133								1203
Clapham Junction (CLJ) ⑩ a					1053	1107					1123	1137					1153	1207		
London Victoria (VIC) ⑥ a					1101	1115					1132	1145					1202	1216		

NOTES (see introductory pages for explanation of train operator codes and standard symbols)

- a Arrival time  
d Departure time
- C To St Albans City  
E From Dorking  
F From Epsom  
G From Horsham  
H From Beckenham Junction  
K From Caterham



## Sutton and Wimbledon to London via Tulse Hill

## Mondays to Fridays

Operator Train ID Days of operation/Notes	SN	TL	SN	TL	SN	SN	SN	TL	SN	TL	SN	SN	SN	TL	SN	TL	SN	TL	SN	SN
	2H28 H	9V34 C	2J26 K	9O34 C	1125 G	2125 F	2H30 H	9V36 C	2J28 K	9O36 C	1127 E	2127 F	2H32 H	9V38 C	2J30 K	9O38 C	1129 G	2129 F		
Sutton (Surrey) (SUO) ④ d		1146		1149	1202	1212		1216		1219	1232	1242		1246		1249	1302	1312		
Carshalton (CSH) d		1149			1205	1215		1219			1235	1245		1249			1305	1315		
Hackbridge (HCB) d		1152				1218		1222				1248		1252						1318
Mitcham Junction (MIJ) ④ d		1155				1221		1225				1251		1255						1321
Mitcham Eastfields (MTC) d		1158				1224		1228				1254		1258						1324
West Sutton (WSU) d				1152						1222						1252				
Sutton Common (SUC) d				1154						1224						1254				
St Helier (SIH) d				1157						1227						1257				
Morden South (MDS) d				1159						1229						1259				
South Merton (SMO) d				1201						1231						1301				
Wimbledon Chase (WBO) d				1203						1233						1303				
Wimbledon (WIM) ④ a				1206						1236						1306				
Wimbledon (WIM) ④ d				1207						1237						1307				
Haydens Road (HYR) d				1210						1240						1310				
Tooting (TOO) d				1213						1243						1313				
Streatham (STE) ④ d		1203	1213	1218				1233	1243	1248				1303	1313	1318				
Tulse Hill (TUH) ③ a		1207	1217	1222				1237	1247	1252				1307	1317	1322				
Tulse Hill (TUH) ③ d	1202	1208	1217	1223			1232	1238	1247	1253			1302	1308	1317	1323				
North Dulwich (NDL) d	1206		1221				1236		1251				1306		1321					
East Dulwich (EDW) d	1208		1223				1238		1253				1308		1323					
Peckham Rye (PMR) ④ d	1211		1226				1241		1256				1311		1326					
Queens Rd Peckham (QRP) d	1213		1228				1243		1258				1313		1328					
South Bermondsey (SBM) d	1216		1231				1246		1301				1316		1331					
London Bridge (LBG) ④ a	1221		1236				1251		1306				1321		1336					
Herne Hill (HMH) ④ d		1212		1227				1242		1257				1312		1327				
Loughborough Jn (LGJ) d		1215		1230				1245		1300				1315		1330				
Elephant & Castle (EPH) ④ d		1219		1234				1249		1304				1319		1334				
London Blackfriars (BFR) ④ a		1224		1239				1254		1309				1324		1339				
City Thameslink (CTK) ③ a		1226		1241				1256		1311				1326		1341				
Farringdon (ZFD) ③ a		1228		1243				1258		1313				1328		1343				
St Pancras International (STP) ④ a		1233		1248				1303		1318				1333		1348				
Balham (BAL) ④ a							1233					1303								1333
Clapham Junction (CLJ) ⑩ a					1223	1237					1253	1307					1323	1337		
London Victoria (VIC) ⑥ a					1233	1245					1302	1315					1332	1345		

NOTES (see introductory pages for explanation of train operator codes and standard symbols)

- a Arrival time  
d Departure time
- C To St Albans City  
E From Dorking  
F From Epsom  
G From Horsham  
H From Beckenham Junction  
K From Caterham

## Sutton and Wimbledon to London via Tulse Hill

## Mondays to Fridays

Operator Train ID Days of operation/Notes	SN	TL	SN	TL	SN	SN	SN	TL	SN	TL	SN	SN	SN	TL	SN	TL	SN	SN
	2H34 H	9V40 C	2J32 K	9O40 C	1131 E	2131 F	2H36 H	9V42 C	2J34 K	9O42 C	1133 G	2133 F	2H38 H	9V44 C	2J36 K	9O44 C	1135 E	2135 F
Sutton (Surrey) (SUO) ④ d		1316		1319	1332	1342		1346		1349	1402	1412		1416		1419	1432	1442
Carshalton (CSH) d		1319			1335	1345		1349			1405	1415		1419			1435	1445
Hackbridge (HCB) d		1322				1348		1352				1418		1422				1448
Mitcham Junction (MIJ) ④ d		1325				1351		1355				1421		1425				1451
Mitcham Eastfields (MTC) d		1328				1354		1358				1424		1428				1454
West Sutton (WSU) d				1322						1352						1422		
Sutton Common (SUC) d				1324						1354						1424		
St Helier (SIH) d				1327						1357						1427		
Morden South (MDS) d				1329						1359						1429		
South Merton (SMO) d				1331						1401						1431		
Wimbledon Chase (WBO) d				1333						1403						1433		
Wimbledon (WIM) ④ a				1336						1406						1436		
Wimbledon (WIM) ④ d				1337						1407						1437		
Haydens Road (HYR) d				1340						1410						1440		
Tooting (TOO) d				1343						1413						1443		
Streatham (STE) ④ d		1333	1343	1348				1403	1413	1418			1433	1443	1448			
Tulse Hill (TUH) ③ a		1337	1347	1352				1407	1417	1422			1437	1447	1452			
Tulse Hill (TUH) ③ d	1332	1338	1347	1353			1402	1408	1417	1423			1432	1438	1447	1453		
North Dulwich (NDL) d	1336		1351				1406		1421				1436		1451			
East Dulwich (EDW) d	1338		1353				1408		1423				1438		1453			
Peckham Rye (PMR) ④ d	1341		1356				1411		1426				1441		1456			
Queens Rd Peckham (QRP) d	1343		1358				1413		1428				1443		1458			
South Bermondsey (SBM) d	1346		1401				1416		1431				1446		1501			
London Bridge (LBG) ④ a	1351		1406				1421		1436				1451		1506			
Herne Hill (HMH) ④ d		1342		1357				1412		1427				1442		1457		
Loughborough Jn (LGJ) d		1345		1400				1415		1430				1445		1500		
Elephant & Castle (EPH) ④ d		1349		1404				1419		1434				1449		1504		
London Blackfriars (BFR) ④ a		1354		1409				1424		1439				1454		1509		
City Thameslink (CTK) ③ a		1356		1411				1426		1441				1456		1511		
Farringdon (ZFD) ④ a		1358		1413				1428		1443				1458		1513		
St Pancras International (STP) ④ a		1403		1418				1433		1448				1503		1518		
Balham (BAL) ④ a						1403						1433						1503
Clapham Junction (CLJ) ⑩ a					1353	1407					1423	1437					1453	1507
London Victoria (VIC) ⑩ a					1402	1415					1432	1445					1502	1515

NOTES (see introductory pages for explanation of train operator codes and standard symbols)

- a Arrival time  
d Departure time
- C To St Albans City  
E From Dorking  
F From Epsom  
G From Horsham  
H From Beckenham Junction  
K From Caterham

## Sutton and Wimbledon to London via Tulse Hill

## Mondays to Fridays

Operator Train ID Days of operation/Notes	SN	TL	SN	TL	SN	SN	SN	TL	SN	TL	SN	SN	SN	TL	SN	TL	SN	SN
	2H40 H	9V46 C	2J38 K	9O46 C	1137 G	2137 F	2H42 H	9V48 C	2J40 K	9O48 C	1139 E	2139 F	2H44 H	9V50 C	2J42 K	9O50 C	1141 G	2141 F
Sutton (Surrey) (SUO) ④ d		1446		1449	1502	1512		1516		1519	1532	1542		1546		1549	1602	1612
Carshalton (CSH) d		1449			1505	1515		1519			1535	1545		1549			1605	1615
Hackbridge (HCB) d		1452				1518		1522				1548		1552				1618
Mitcham Junction (MIJ) ④ d		1455				1521		1525				1551		1555				1621
Mitcham Eastfields (MTC) d		1458				1524		1528				1554		1558				1624
West Sutton (WSU) d				1452						1522						1552		
Sutton Common (SUC) d				1454						1524						1554		
St Helier (SIH) d				1457						1527						1557		
Morden South (MDS) d				1459						1529						1559		
South Merton (SMO) d				1501						1531						1601		
Wimbledon Chase (WBO) d				1503						1533						1603		
Wimbledon (WIM) ④ a				1506						1536						1606		
Wimbledon (WIM) ④ d				1507						1537						1607		
Haydens Road (HYR) d				1510						1540						1610		
Tooting (TOO) d				1513						1543						1613		
Streatham (STE) ④ d		1503	1513	1518				1533	1543	1548				1603	1613	1618		
Tulse Hill (TUH) ③ a		1507	1517	1522				1537	1547	1552				1607	1617	1622		
Tulse Hill (TUH) ③ d	1502	1508	1517	1523			1532	1538	1547	1553			1602	1608	1617	1623		
North Dulwich (NDL) d	1506		1521				1536		1551				1606		1621			
East Dulwich (EDW) d	1508		1523				1538		1553				1608		1623			
Peckham Rye (PMR) ④ d	1511		1526				1541		1556				1611		1626			
Queens Rd Peckham (QRP) d	1513		1528				1543		1558				1613		1628			
South Bermondsey (SBM) d	1516		1531				1546		1601				1616		1631			
London Bridge (LBG) ④ a	1521		1536				1551		1606				1621		1636			
Herne Hill (HMH) ④ d		1512		1527				1542		1557				1612		1627		
Loughborough Jn (LGJ) d		1515		1530				1545		1600				1615		1630		
Elephant & Castle (EPH) ④ d		1519		1534				1549		1604				1619		1634		
London Blackfriars (BFR) ④ a		1524		1539				1554		1609				1624		1639		
City Thameslink (CTK) ③ a		1526		1541				1556		1611				1626		1641		
Farringdon (ZFD) ④ a		1528		1543				1558		1613				1628		1643		
St Pancras International (STP) ④ a		1533		1548				1603		1618				1633		1648		
Balham (BAL) ④ a						1533						1603						1632
Clapham Junction (CLJ) ⑩ a					1523	1537					1553	1607					1623	1637
London Victoria (VIC) ⑩ a					1532	1545					1602	1615					1633	1645

NOTES (see introductory pages for explanation of train operator codes and standard symbols)

- a Arrival time  
d Departure time
- C To St Albans City  
E From Dorking  
F From Epsom  
G From Horsham  
H From Beckenham Junction  
K From Caterham

## Sutton and Wimbledon to London via Tulse Hill

## Mondays to Fridays

Operator Train ID Days of operation/Notes	SN	TL	SN	TL	SN	SN	SN	TL	SN	TL	SN	SN	SN	TL	SN	TL	SN	TL	SN	TL	
	2H46 H	9V52 C	2J44 K	9O52 C	1143 E	2143 F	2H48 H	9V54 C	2J46 K	9O54 C	1145 G	2145 F	2H50 H	9V56 C	2J48 K	9O56 C	1147 E	2147 F			
Sutton (Surrey) (SUO) ④ d		1616		1619	1632	1642		1646		1649	1702	1712		1716		1719	1732	1742			
Carshalton (CSH) d		1619			1635	1645		1649			1705	1715		1719			1735	1745			
Hackbridge (HCB) d		1622				1648		1652				1718		1722				1748			
Mitcham Junction (MIJ) ④ d		1625				1651		1655				1721		1725				1751			
Mitcham Eastfields (MTC) d		1628				1654		1658				1724		1728				1754			
West Sutton (WSU) d				1622						1652						1722					
Sutton Common (SUC) d				1624						1654						1724					
St Helier (SIH) d				1627						1657						1727					
Morden South (MDS) d				1629						1659						1729					
South Merton (SMO) d				1631						1701						1731					
Wimbledon Chase (WBO) d				1633						1703						1733					
Wimbledon (WIM) ④ a				1636						1706						1736					
Wimbledon (WIM) ④ d				1637						1707						1737					
Haydons Road (HYR) d				1640						1710						1740					
Tooting (TOO) d				1643						1713						1743					
Streatham (STE) ④ d		1633	1643	1648				1703	1713	1718				1733	1743	1748					
Tulse Hill (TUH) ③ a		1637	1647	1652				1707	1717	1722				1737	1747	1752					
Tulse Hill (TUH) ③ d	1632	1638	1647	1653			1702	1708	1717	1723			1732	1738	1747	1753					
North Dulwich (NDL) d	1636		1651				1706		1721				1736		1751						
East Dulwich (EDW) d	1638		1653				1708		1723				1738		1753						
Peckham Rye (PMR) ④ d	1641		1656				1711		1726				1741		1756						
Queens Rd Peckham (QRP) d	1643		1658				1713		1728				1743		1758						
South Bermondsey (SBM) d	1646		1701				1716		1731				1746		1801						
London Bridge (LBG) ④ a	1651		1706				1721		1736				1751		1807						
Herne Hill (HMH) ④ d		1642		1657				1712		1727				1742		1757					
Loughborough Jn (LGJ) d		1645		1700				1715		1730				1745		1800					
Elephant & Castle (EPH) ④ d		1649		1704				1719		1734				1749		1804					
London Blackfriars (BFR) ④ a		1654		1709				1724		1739				1754		1809					
City Thameslink (CTK) ③ a		1656		1711				1726		1741				1756		1811					
Farringdon (ZFD) ③ a		1658		1713				1728		1743				1758		1813					
St Pancras International (STP) ④ a		1703		1718				1733		1748				1803		1818					
Balham (BAL) ④ a						1703						1733									1803
Clapham Junction (CLJ) ⑩ a					1653	1707					1720	1737					1753	1807			
London Victoria (VIC) ⑩ a					1703	1715					1728	1745					1802	1819			

NOTES (see introductory pages for explanation of train operator codes and standard symbols)

- a Arrival time  
d Departure time
- C To St Albans City  
E From Dorking  
F From Epsom  
G From Horsham  
H From Beckenham Junction  
K From Caterham

## Sutton and Wimbledon to London via Tulse Hill

## Mondays to Fridays

Operator Train ID Days of operation/Notes	SN	TL	SN	TL	SN	SN	SN	TL	SN	TL	SN	SN	SN	TL	SN	TL	SN	TL	SN	SN
	2H52 H	9V58 C	2J50 K	9O58 C	1149 G	2149 F	2H54 H	9V60 C	2J52 K	9O60 C	1151 E	2151 F	2H56 H	9V62 C	2J54 K	9O62 C	1153 G	2153 F		
Sutton (Surrey) (SUO) ④ d		1746		1749	1802	1812		1816		1819	1832	1842		1846		1849	1902	1912		
Carshalton (CSH) d		1749			1805	1815		1819			1835	1845		1849			1905	1915		
Hackbridge (HCB) d		1752				1818		1822				1848		1852						1918
Mitcham Junction (MIJ) ④ d		1755				1821		1825				1851		1855						1921
Mitcham Eastfields (MTC) d		1758				1824		1828				1854		1858						1924
West Sutton (WSU) d				1752						1822						1852				
Sutton Common (SUC) d				1754						1824						1854				
St Helier (SIH) d				1757						1827						1857				
Morden South (MDS) d				1759						1829						1859				
South Merton (SMO) d				1801						1831						1901				
Wimbledon Chase (WBO) d				1803						1833						1903				
Wimbledon (WIM) ④ a				1806						1836						1906				
Wimbledon (WIM) ④ d				1807						1837						1907				
Haydons Road (HYR) d				1810						1840						1910				
Tooting (TOO) d				1813						1843						1913				
Streatham (STE) ④ d		1803	1813	1818				1833	1843	1848				1903	1913	1918				
Tulse Hill (TUH) ③ a		1807	1817	1822				1837	1847	1852				1907	1916	1922				
Tulse Hill (TUH) ③ d	1802	1808	1817	1823			1832	1838	1847	1853			1902	1908	1917	1923				
North Dulwich (NDL) d	1806		1821				1836		1851				1906		1920					
East Dulwich (EDW) d	1808		1823				1838		1853				1908		1922					
Peckham Rye (PMR) ④ d	1811		1826				1841		1856				1911		1926					
Queens Rd Peckham (QRP) d	1813		1828				1843		1858				1913		1928					
South Bermondsey (SBM) d	1816		1831				1846		1901				1916		1931					
London Bridge (LBG) ④ a	1821		1836				1851		1906				1921		1936					
Herne Hill (HMH) ④ d		1812		1827				1842		1857				1912		1927				
Loughborough Jn (LGJ) d		1815		1830				1845		1900				1915		1930				
Elephant & Castle (EPH) ④ d		1819		1834				1849		1904				1919		1934				
London Blackfriars (BFR) ④ a		1824		1839				1854		1909				1924		1939				
City Thameslink (CTK) ③ a		1826		1841				1856		1911				1926		1941				
Farringdon (ZFD) ③ a		1828		1843				1858		1913				1928		1943				
St Pancras International (STP) ④ a		1833		1848				1903		1918				1933		1948				
Balham (BAL) ④ a						1833						1903								1933
Clapham Junction (CLJ) ⑩ a					1823	1837					1852	1907					1923	1937		
London Victoria (VIC) ⑥ a					1834	1845					1902	1915					1933	1945		

NOTES (see introductory pages for explanation of train operator codes and standard symbols)

- a Arrival time  
d Departure time
- C To St Albans City  
E From Dorking  
F From Epsom  
G From Horsham  
H From Beckenham Junction  
K From Caterham

## Sutton and Wimbledon to London via Tulse Hill

## Mondays to Fridays

Operator Train ID Days of operation/Notes	SN	TL	SN	TL	SN	SN	SN	TL	SN	TL	SN	SN	TL	SN	TL	SN	TL	SN	SN
	2H58 H	9V64 C	2J56 K	9O64 C	1155 E	2155 F	2H60 H	9V66 C	2J58 D	9O66 C	1157 G	2H62 H	9V68 C	2J60 K	9O68 C	1159 E	2159 F	2H64 H	
Sutton (Surrey) (SUO) ④ d		1916		1919	1932	1942		1946		1949	2002		2016		2021	2032	2042		
Carshalton (CSH) d		1919			1935	1945		1949			2005		2019			2035	2045		
Hackbridge (HCB) d		1922				1948		1952					2022				2048		
Mitcham Junction (MIJ) ④ d		1925				1951		1955					2025				2051		
Mitcham Eastfields (MTC) d		1928				1954		1958					2028				2054		
West Sutton (WSU) d				1922						1952					2024				
Sutton Common (SUC) d				1924						1954					2026				
St Helier (SIH) d				1927						1957					2029				
Morden South (MDS) d				1929						1959					2031				
South Merton (SMO) d				1931						2001					2033				
Wimbledon Chase (WBO) d				1933						2003					2035				
Wimbledon (WIM) ④ a				1936						2006					2041				
Wimbledon (WIM) ④ d				1937						2007					2043				
Haydons Road (HYR) d				1940						2010					2046				
Tooting (TOO) d				1943						2013					2049				
Streatham (STE) ④ d		1933	1943	1948				2003	2013	2018			2033	2043	2054				
Tulse Hill (TUH) ③ a		1937	1947	1952				2007	2017	2022			2037	2047	2058				
Tulse Hill (TUH) ③ d	1932	1938	1947	1953			2002	2008	2017	2023			2032	2038	2047	2059			2102
North Dulwich (NDL) d	1936		1951				2006		2021				2036		2051				2106
East Dulwich (EDW) d	1938		1953				2008		2023				2038		2053				2108
Peckham Rye (PMR) ④ d	1941		1956				2011		2026				2041		2056				2111
Queens Rd Peckham (QRP) d	1943		1958				2013		2028				2043		2058				2113
South Bermondsey (SBM) d	1946		2001				2016		2031				2046		2101				2116
London Bridge (LBG) ④ a	1951		2007				2022		2036				2051		2106				2121
Herne Hill (HMH) ④ d		1942		1957				2012		2027			2042		2104				
Loughborough Jn (LGJ) d		1945		2000				2015		2030			2045		2107				
Elephant & Castle (EPH) ④ d		1949		2004				2019		2034			2049		2111				
London Blackfriars (BFR) ④ a		1954		2009				2024		2039			2054		2116				
City Thameslink (CTK) ③ a		1956		2011				2026		2041			2056		2118				
Farringdon (ZFD) ④ a		1958		2013				2028		2043			2058		2121				
St Pancras International (STP) ④ a		2003		2018				2033		2048			2103		2125				
Balham (BAL) ④ a						2003													2103
Clapham Junction (CLJ) ⑩ a					1953	2007					2023					2054	2107		
London Victoria (VIC) ⑩ a					2002	2017					2031					2102	2116		

NOTES (see introductory pages for explanation of train operator codes and standard symbols)

- a Arrival time
- d Departure time
- C To St Albans City
- D From Selhurst
- E From Dorking
- F From Epsom
- G From Horsham
- H From Beckenham Junction
- K From Caterham

## Sutton and Wimbledon to London via Tulse Hill

## Mondays to Fridays

Operator Train ID Days of operation/Notes	TL	SN	TL	SN	SN	SN	TL	SN	SN	SN	SN	TL	SN	TL	SN	TL	SN	SN	TL
	9V70 C	2J62 K	9O70 C	1I61 G	2I61 F	2H66 H	9V72 C	1I63 E	2I63 F	2J64 K	2H68 H	9V90 A	2J66 K	9O74 A	1I65 G	2I65 F	2H70 H	9V92 A	
Sutton (Surrey) (SUO) ④ d	2046		2049	2102	2112		2116	2132	2142			2146		2149	2202	2212		2218	
Carshalton (CSH) d	2049			2105	2115		2119	2135	2145			2149			2205	2215		2221	
Hackbridge (HCB) d	2052				2118		2122		2148			2152				2218		2224	
Mitcham Junction (MIJ) ④ d	2055				2121		2125		2151			2155				2221		2227	
Mitcham Eastfields (MTC) d	2058				2124		2128		2154			2158				2224		2230	
West Sutton (WSU) d			2052											2152					
Sutton Common (SUC) d			2054											2154					
St Helier (SIH) d			2057											2157					
Morden South (MDS) d			2059											2159					
South Merton (SMO) d			2101											2201					
Wimbledon Chase (WBO) d			2103											2203					
Wimbledon (WIM) ④ a			2106											2206					
Wimbledon (WIM) ④ d			2107											2207					
Haydens Road (HYR) d			2110											2210					
Tooting (TOO) d			2113											2213					
Streatham (STE) ④ d	2103	2115	2118				2133		2143			2203	2213	2218				2235	
Tulse Hill (TUH) ③ a	2107	2119	2122				2137		2147			2207	2217	2222				2239	
Tulse Hill (TUH) ③ d	2108	2119	2123				2132	2138		2147	2202	2208	2217	2223			2232	2240	
North Dulwich (NDL) d		2123					2136		2151	2206		2221					2236		
East Dulwich (EDW) d		2125					2138		2153	2208		2223					2238		
Peckham Rye (PMR) ④ d		2128					2141		2156	2211		2226					2241		
Queens Rd Peckham (QRP) d		2130					2143		2158	2213		2228					2243		
South Bermondsey (SBM) d		2133					2146		2201	2216		2231					2246		
London Bridge (LBG) ④ a		2138					2151		2206	2221		2236					2251		
Herne Hill (HNH) ④ d	2112		2127				2142					2212		2227				2244	
Loughborough Jn (LGJ) d	2115		2130				2145					2215		2230				2247	
Elephant & Castle (EPH) ④ d	2119		2134				2149					2219		2234				2251	
London Blackfriars (BFR) ④ a	2124		2139				2154					2224		2244				2256	
City Thameslink (CTK) ③ a	2126		2141				2156					2226		2246					
Farringdon (ZFD) ④ a	2128		2143				2158					2228		2248				2303	
St Pancras International (STP) ④ a	2133		2148				2203					2233		2253				2307	
Balham (BAL) ④ a					2133				2203								2233		
Clapham Junction (CLJ) ⑩ a				2123	2137				2153	2207					2223	2237			
London Victoria (VIC) ⑩ a				2133	2146				2203	2217					2233	2245			

NOTES (see introductory pages for explanation of train operator codes and standard symbols)

- a Arrival time  
d Departure time
- A To Bedford  
C To St Albans City  
E From Dorking  
F From Epsom  
G From Horsham  
H From Beckenham Junction  
K From Caterham

## Sutton and Wimbledon to London via Tulse Hill

## Mondays to Fridays

Operator Train ID Days of operation/Notes	TL	SN	SN	TL	SN	SN	SN	TL	TL
	9076 A	2167 F	2H72 H	9V94 A	2169 F	2J70 K	2H74 H	9V96 A	9080 A
Sutton (Surrey) (SUO) ④ d	2219	2242		2248	2312			2318	2319
Carshalton (CSH) d		2245		2251	2315			2321	
Hackbridge (HCB) d		2248		2254	2318			2324	
Mitcham Junction (MIJ) d		2251		2257	2321			2327	
Mitcham Eastfields (MTC) d		2254		2300	2324			2330	
West Sutton (WSU) d	2222								2322
Sutton Common (SUC) d	2224								2324
St Helier (SIH) d	2227								2327
Morden South (MDS) d	2229								2329
South Merton (SMO) d	2231								2331
Wimbledon Chase (WBO) d	2233								2333
Wimbledon (WIM) ⑥ a	2236								2336
Wimbledon (WIM) ⑥ d	2241								2337
Haydons Road (HYR) d	2244								2340
Tooting (TOO) d	2247								2343
Streatham (STE) ④ d	2252			2305		2313		2335	2348
Tulse Hill (TUH) ③ a	2256			2309		2317		2339	2352
Tulse Hill (TUH) ③ d	2257		2302	2310		2317	2333	2340	2352
North Dulwich (NDL) d			2306			2321	2337		
East Dulwich (EDW) d			2308			2323	2339		
Peckham Rye (PMR) ④ d			2311			2326	2342		
Queens Rd Peckham (QRP) d			2313			2328	2344		
South Bermondsey (SBM) d			2316			2331	2347		
London Bridge (LBG) ④ a			2321			2336	2352		
Herne Hill (HMH) ④ d	2301			2314				2344	2356
Loughborough Jn (LGJ) d	2304			2317				2347	2359
Elephant & Castle (EPH) ⑥ d	2308			2321				2354	0004
London Blackfriars (BFR) ③ a	2314			2326				0001	0008
City Thameslink (CTK) ③ a									
Farringdon (ZFD) ③ a	2318			2333				0006	0013
St Pancras International (STP) ⑥ a	2323			2337				0010	0017
Balham (BAL) ④ a		2301			2333				
Clapham Junction (CLJ) ⑩ a		2307			2337				
London Victoria (VIC) ⑥ a		2315			2347				

NOTES (see introductory pages for explanation of train operator codes and standard symbols)

- a Arrival time  
d Departure time
- A To Bedford  
F From Epsom  
H From Beckenham Junction  
K From Caterham



## Sutton and Wimbledon to London via Tulse Hill

## Saturdays

Operator Train ID Days of operation/Notes	TL	TL	TL	SN	TL	SN	SN	TL	SN	TL	SN	SN	SN	TL	SN	TL	SN	SN
	9V10 B	9O10 B	9V12 B	2J04 C	9O12 B	2I03 D	2H92 E	9V14 B	2J06 C	9O14 B	1I05 F	2I05 D	2H94 E	9V16 B	2J08 G	9O16 B	1I07 F	2I07 D
Sutton (Surrey) (SUO) ④ d	0546	0549	0616		0619	0642		0646		0649	0702	0712		0716		0719	0732	0742
Carshalton (CSH) d	0549		0619			0645		0649			0705	0715		0719			0735	0745
Hackbridge (HCB) d	0552		0622			0648		0652				0718		0722				0748
Mitcham Junction (MIJ) ④ d	0555		0625			0651		0655				0721		0725				0751
Mitcham Eastfields (MTC) d	0558		0628			0654		0658				0724		0728				0754
West Sutton (WSU) d		0552			0622					0652							0722	
Sutton Common (SUC) d		0554			0624					0654							0724	
St Helier (SIH) d		0557			0627					0657							0727	
Morden South (MDS) d		0559			0629					0659							0729	
South Merton (SMO) d		0601			0631					0701							0731	
Wimbledon Chase (WBO) d		0603			0633					0703							0733	
Wimbledon (WIM) ④ a		0606			0636					0706							0736	
Wimbledon (WIM) ④ d		0607			0637					0707							0737	
Haydons Road (HYR) d		0610			0640					0710							0740	
Tooting (TOO) d		0613			0643					0713							0743	
Streatham (STE) ④ d	0603	0618	0633	0643	0648		0703	0713	0718				0733	0743		0748		
Tulse Hill (TUH) ③ a	0607	0622	0637	0647	0652		0707	0717	0722				0737	0747		0752		
Tulse Hill (TUH) ③ d	0608	0623	0638	0647	0652		0702	0708	0717	0723			0732	0738	0747	0753		
North Dulwich (NDL) d				0651			0706		0721				0736		0751			
East Dulwich (EDW) d				0653			0708		0723				0738		0753			
Peckham Rye (PMR) ④ d				0656			0711		0726				0741		0756			
Queens Rd Peckham (QRP) d				0658			0713		0728				0743		0758			
South Bermondsey (SBM) d				0701			0716		0731				0746		0801			
London Bridge (LBG) ④ a				0707			0721		0737				0751		0807			
Herne Hill (HNH) ④ d	0612	0627	0642		0656			0712		0727				0742		0757		
Loughborough Jn (LGJ) d	0615	0630	0645		0700			0715		0730				0745		0800		
Elephant & Castle (EPH) ④ d	0619	0634	0649		0704			0719		0734				0749		0804		
London Blackfriars (BFR) ④ a	0624	0639	0654		0709			0724		0739				0754		0809		
City Thameslink (CTK) ③ a																		
Farringdon (ZFD) ④ a	0628	0643	0658		0713			0728		0743				0758		0813		
St Pancras International (STP) ④ a	0633	0648	0703		0718			0733		0748				0803		0818		
Balham (BAL) ④ a						0703						0733						0803
Clapham Junction (CLJ) ⑩ a						0707					0723	0737					0753	0807
London Victoria (VIC) ⑩ a						0715					0733	0745					0802	0815

NOTES (see introductory pages for explanation of train operator codes and standard symbols)

- a Arrival time
- d Departure time
  
- B To St Albans City
- C From Selhurst
- D From Epsom
- E From Norwood Junction
- F From Dorking
- G From Caterham

## Sutton and Wimbledon to London via Tulse Hill

## Saturdays

Operator Train ID Days of operation/Notes	SN	TL	SN	TL	SN	SN	SN	TL	SN	TL	SN	SN	SN	TL	SN	TL	SN	SN
	2H12 H	9V18 B	2J10 G	9O18 B	1109 F	2109 D	2H14 H	9V20 B	2J12 G	9O20 B	1111 F	2111 D	2H16 H	9V22 B	2J14 G	9O22 B	1113 J	2113 D
Sutton (Surrey) (SUO) ④ d		0746		0749	0802	0812		0816		0819	0832	0842		0846		0849	0902	0912
Carshalton (CSH) d		0749			0805	0815		0819			0835	0845		0849			0905	0915
Hackbridge (HCB) d		0752				0818		0822				0848		0852				0918
Mitcham Junction (MIJ) d		0755				0821		0825				0851		0855				0921
Mitcham Eastfields (MTC) d		0758				0824		0828				0854		0858				0924
West Sutton (WSU) d				0752						0822						0852		
Sutton Common (SUC) d				0754						0824						0854		
St Helier (SIH) d				0757						0827						0857		
Morden South (MDS) d				0759						0829						0859		
South Merton (SMO) d				0801						0831						0901		
Wimbledon Chase (WBO) d				0803						0833						0903		
Wimbledon (WIM) ⑥ a				0806						0836						0906		
Wimbledon (WIM) ⑥ d				0807						0837						0907		
Haydens Road (HYR) d				0810						0840						0910		
Tooting (TOO) d				0813						0843						0913		
Streatham (STE) ④ d		0803	0813	0818				0833	0843	0848				0903	0913	0918		
Tulse Hill (TUH) ③ a		0807	0817	0822				0837	0847	0852				0907	0917	0922		
Tulse Hill (TUH) ③ d	0802	0808	0817	0823			0832	0838	0847	0853			0902	0908	0917	0923		
North Dulwich (NDL) d	0806		0821				0836		0851				0906		0921			
East Dulwich (EDW) d	0808		0823				0838		0853				0908		0923			
Peckham Rye (PMR) ④ d	0811		0826				0841		0856				0911		0926			
Queens Rd Peckham (QRP) d	0813		0828				0843		0858				0913		0928			
South Bermondsey (SBM) d	0816		0831				0846		0901				0916		0931			
London Bridge (LBG) ④ a	0821		0837				0851		0907				0921		0937			
Herne Hill (HMH) ④ d		0812		0827				0842		0857				0912		0927		
Loughborough Jn (LGJ) d		0815		0830				0845		0900				0915		0930		
Elephant & Castle (EPH) ⑥ d		0819		0834				0849		0904				0919		0934		
London Blackfriars (BFR) ③ a		0824		0839				0854		0909				0924		0939		
City Thameslink (CTK) ③ a										0911				0926		0941		
Farringdon (ZFD) ③ a		0828		0843				0858		0913				0928		0943		
St Pancras International (STP) ⑥ a		0833		0848				0903		0918				0933		0948		
Balham (BAL) ④ a						0833						0903						0933
Clapham Junction (CLJ) ⑩ a					0823	0837					0853	0907					0923	0937
London Victoria (VIC) ⑥ a					0832	0845					0902	0915					0932	0945

NOTES (see introductory pages for explanation of train operator codes and standard symbols)

- a Arrival time  
d Departure time
- B To St Albans City  
D From Epsom  
F From Dorking  
G From Caterham  
H From Beckenham Junction  
J From Horsham

## Sutton and Wimbledon to London via Tulse Hill

## Saturdays

Operator Train ID Days of operation/Notes	SN	TL	SN	TL	SN	SN	SN	TL	SN	TL	SN	SN	SN	TL	SN	TL	SN	SN
	2H18 H	9V24 B	2J16 G	9O24 B	1115 F	2115 D	2H20 H	9V26 B	2J18 G	9O26 B	1117 J	2117 D	2H22 H	9V28 B	2J20 G	9O28 B	1119 F	2119 D
Sutton (Surrey) (SUO) ④ d		0916		0919	0932	0942		0946		0949	1002	1012		1016		1019	1032	1042
Carshalton (CSH) d		0919			0935	0945		0949			1005	1015		1019			1035	1045
Hackbridge (HCB) d		0922				0948		0952				1018		1022				1048
Mitcham Junction (MIJ) ④ d		0925				0951		0955				1021		1025				1051
Mitcham Eastfields (MTC) d		0928				0954		0958				1024		1028				1054
West Sutton (WSU) d				0922						0952							1022	
Sutton Common (SUC) d				0924						0954							1024	
St Helier (SIH) d				0927						0957							1027	
Morden South (MDS) d				0929						0959							1029	
South Merton (SMO) d				0931						1001							1031	
Wimbledon Chase (WBO) d				0933						1003							1033	
Wimbledon (WIM) ④ a				0936						1006							1036	
Wimbledon (WIM) ④ d				0937						1007							1037	
Haydons Road (HYR) d				0940						1010							1040	
Tooting (TOO) d				0943						1013							1043	
Streatham (STE) ④ d		0933	0943	0948				1003	1013	1018			1033	1043			1048	
Tulse Hill (TUH) ③ a		0937	0947	0952				1007	1017	1022			1037	1047			1052	
Tulse Hill (TUH) ③ d	0932	0938	0947	0953			1002	1008	1017	1023			1032	1038	1047	1053		
North Dulwich (NDL) d	0936		0951				1006		1021				1036		1051			
East Dulwich (EDW) d	0938		0953				1008		1023				1038		1053			
Peckham Rye (PMR) ④ d	0941		0956				1011		1026				1041		1056			
Queens Rd Peckham (QRP) d	0943		0958				1013		1028				1043		1058			
South Bermondsey (SBM) d	0946		1001				1016		1031				1046		1101			
London Bridge (LBG) ④ a	0951		1007				1021		1037				1051		1107			
Herne Hill (HNH) ④ d		0942		0957				1012		1027				1042		1057		
Loughborough Jn (LGJ) d		0945		1000				1015		1030				1045		1100		
Elephant & Castle (EPH) ④ d		0949		1004				1019		1034				1049		1104		
London Blackfriars (BFR) ④ a		0954		1009				1024		1039				1054		1109		
City Thameslink (CTK) ③ a		0956		1011				1026		1041				1056		1111		
Farringdon (ZFD) ③ a		0958		1013				1028		1043				1058		1113		
St Pancras International (STP) ④ a		1003		1018				1033		1048				1103		1118		
Balham (BAL) ④ a						1003						1033						1103
Clapham Junction (CLJ) ⑩ a					0953	1007					1023	1037					1053	1107
London Victoria (VIC) ⑥ a					1002	1015					1032	1045					1102	1115

NOTES (see introductory pages for explanation of train operator codes and standard symbols)

- a Arrival time
- d Departure time
  
- B To St Albans City
- D From Epsom
- F From Dorking
- G From Caterham
- H From Beckenham Junction
- J From Horsham

## Sutton and Wimbledon to London via Tulse Hill

## Saturdays

Operator Train ID Days of operation/Notes	SN	TL	SN	TL	SN	SN	SN	TL	SN	TL	SN	SN	SN	TL	SN	TL	SN	TL	SN	SN	
	2H24 H	9V30 B	2J22 G	9O30 B	1121 J	2121 D	2H26 H	9V32 B	2J24 G	9O32 B	1123 F	2123 D	2H28 H	9V34 B	2J26 G	9O34 B	1125 J	2125 D			
Sutton (Surrey) (SUO) ④ d		1046		1049	1102	1112		1116		1119	1132	1142		1146		1149	1202	1212			
Carshalton (CSH) d		1049			1105	1115		1119			1135	1145		1149			1205	1215			
Hackbridge (HCB) d		1052				1118		1122				1148		1152				1218			
Mitcham Junction (MIJ) ④ d		1055				1121		1125				1151		1155				1221			
Mitcham Eastfields (MTC) d		1058				1124		1128				1154		1158				1224			
West Sutton (WSU) d				1052						1122						1152					
Sutton Common (SUC) d				1054						1124						1154					
St Helier (SIH) d				1057						1127						1157					
Morden South (MDS) d				1059						1129						1159					
South Merton (SMO) d				1101						1131						1201					
Wimbledon Chase (WBO) d				1103						1133						1203					
Wimbledon (WIM) ④ a				1106						1136						1206					
Wimbledon (WIM) ④ d				1107						1137						1207					
Haydens Road (HYR) d				1110						1140						1210					
Tooting (TOO) d				1113						1143						1213					
Streatham (STE) ④ d		1103	1113	1118				1133	1143	1148				1203	1213	1218					
Tulse Hill (TUH) ③ a		1107	1117	1122				1137	1147	1152				1207	1217	1222					
Tulse Hill (TUH) ③ d	1102	1108	1117	1123				1132	1138	1147	1153			1202	1208	1217	1223				
North Dulwich (NDL) d	1106		1121					1136		1151				1206		1221					
East Dulwich (EDW) d	1108		1123					1138		1153				1208		1223					
Peckham Rye (PMR) ④ d	1111		1126					1141		1156				1211		1226					
Queens Rd Peckham (QRP) d	1113		1128					1143		1158				1213		1228					
South Bermondsey (SBM) d	1116		1131					1146		1201				1216		1231					
London Bridge (LBG) ④ a	1121		1137					1151		1207				1221		1237					
Herne Hill (HMH) ④ d		1112		1127				1142		1157				1212		1227					
Loughborough Jn (LGJ) d		1115		1130				1145		1200				1215		1230					
Elephant & Castle (EPH) ④ d		1119		1134				1149		1204				1219		1234					
London Blackfriars (BFR) ④ a		1124		1139				1154		1209				1224		1239					
City Thameslink (CTK) ③ a		1126		1141				1156		1211				1226		1241					
Farringdon (ZFD) ④ a		1128		1143				1158		1213				1228		1243					
St Pancras International (STP) ④ a		1133		1148				1203		1218				1233		1248					
Balham (BAL) ④ a						1133						1203									1233
Clapham Junction (CLJ) ⑩ a					1123	1137					1153	1207					1223	1237			
London Victoria (VIC) ⑥ a					1132	1145					1202	1215					1232	1245			

NOTES (see introductory pages for explanation of train operator codes and standard symbols)

- a Arrival time  
d Departure time
- B To St Albans City  
D From Epsom  
F From Dorking  
G From Caterham  
H From Beckenham Junction  
J From Horsham

## Sutton and Wimbledon to London via Tulse Hill

## Saturdays

Operator Train ID Days of operation/Notes	SN	TL	SN	TL	SN	SN	SN	TL	SN	TL	SN	SN	SN	TL	SN	TL	SN	TL	SN	SN
	2H30 H	9V36 B	2J28 G	9O36 B	1127 F	2127 D	2H32 H	9V38 B	2J30 G	9O38 B	1129 J	2129 D	2H34 H	9V40 B	2J32 G	9O40 B	1131 F	2131 D		
Sutton (Surrey) (SUO) ④ d		1216		1219	1232	1242		1246		1249	1302	1312		1316		1319	1332	1342		
Carshalton (CSH) d		1219			1235	1245		1249			1305	1315		1319			1335	1345		
Hackbridge (HCB) d		1222				1248		1252				1318		1322						1348
Mitcham Junction (MIJ) ④ d		1225				1251		1255				1321		1325						1351
Mitcham Eastfields (MTC) d		1228				1254		1258				1324		1328						1354
West Sutton (WSU) d				1222						1252							1322			
Sutton Common (SUC) d				1224						1254							1324			
St Helier (SIH) d				1227						1257							1327			
Morden South (MDS) d				1229						1259							1329			
South Merton (SMO) d				1231						1301							1331			
Wimbledon Chase (WBO) d				1233						1303							1333			
Wimbledon (WIM) ④ a				1236						1306							1336			
Wimbledon (WIM) ④ d				1237						1307							1337			
Haydens Road (HYR) d				1240						1310							1340			
Tooting (TOO) d				1243						1313							1343			
Streatham (STE) ④ d		1233	1243	1248				1303	1313	1318				1333	1343	1348				
Tulse Hill (TUH) ③ a		1237	1247	1252				1307	1317	1322				1337	1347	1352				
Tulse Hill (TUH) ③ d	1232	1238	1247	1253			1302	1308	1317	1323			1332	1338	1347	1353				
North Dulwich (NDL) d	1236		1251				1306		1321				1336		1351					
East Dulwich (EDW) d	1238		1253				1308		1323				1338		1353					
Peckham Rye (PMR) ④ d	1241		1256				1311		1326				1341		1356					
Queens Rd Peckham (QRP) d	1243		1258				1313		1328				1343		1358					
South Bermondsey (SBM) d	1246		1301				1316		1331				1346		1401					
London Bridge (LBG) ④ a	1251		1307				1321		1337				1351		1407					
Herne Hill (HMH) ④ d		1242		1257				1312		1327				1342		1357				
Loughborough Jn (LGJ) d		1245		1300				1315		1330				1345		1400				
Elephant & Castle (EPH) ④ d		1249		1304				1319		1334				1349		1404				
London Blackfriars (BFR) ④ a		1254		1309				1324		1339				1354		1409				
City Thameslink (CTK) ③ a		1256		1311				1326		1341				1356		1411				
Farringdon (ZFD) ③ a		1258		1313				1328		1343				1358		1413				
St Pancras International (STP) ④ a		1303		1318				1333		1348				1403		1418				
Balham (BAL) ④ a						1303						1333								1403
Clapham Junction (CLJ) ⑩ a					1253	1307					1323	1337							1353	1407
London Victoria (VIC) ⑥ a					1302	1315					1332	1345							1402	1415

NOTES (see introductory pages for explanation of train operator codes and standard symbols)

- a Arrival time  
d Departure time
- B To St Albans City  
D From Epsom  
F From Dorking  
G From Caterham  
H From Beckenham Junction  
J From Horsham

## Sutton and Wimbledon to London via Tulse Hill

## Saturdays

Operator Train ID Days of operation/Notes	SN	TL	SN	TL	SN	SN	SN	TL	SN	TL	SN	SN	SN	TL	SN	TL	SN	TL	SN	SN
	2H36 H	9V42 B	2J34 G	9042 B	1133 J	2133 D	2H38 H	9V44 B	2J36 G	9044 B	1135 F	2135 D	2H40 H	9V46 B	2J38 G	9046 B	1137 J	2137 D		
Sutton (Surrey) (SUO) ④ d		1346		1349	1402	1412		1416		1419	1432	1442		1446		1449	1502	1512		
Carshalton (CSH) d		1349			1405	1415		1419			1435	1445		1449			1505	1515		
Hackbridge (HCB) d		1352				1418		1422				1448		1452				1518		
Mitcham Junction (MIJ) ④ d		1355				1421		1425				1451		1455				1521		
Mitcham Eastfields (MTC) d		1358				1424		1428				1454		1458				1524		
West Sutton (WSU) d				1352						1422						1452				
Sutton Common (SUC) d				1354						1424					1454					
St Helier (SIH) d				1357						1427					1457					
Morden South (MDS) d				1359						1429					1459					
South Merton (SMO) d				1401						1431					1501					
Wimbledon Chase (WBO) d				1403						1433					1503					
Wimbledon (WIM) ④ a				1406						1436					1506					
Wimbledon (WIM) ④ d				1407						1437					1507					
Haydons Road (HYR) d				1410						1440					1510					
Tooting (TOO) d				1413						1443					1513					
Streatham (STE) ④ d		1403	1413	1418				1433	1443	1448				1503	1513	1518				
Tulse Hill (TUH) ③ a		1407	1417	1422				1437	1447	1452				1507	1517	1522				
Tulse Hill (TUH) ③ d	1402	1408	1417	1423			1432	1438	1447	1453			1502	1508	1517	1523				
North Dulwich (NDL) d	1406		1421				1436		1451				1506		1521					
East Dulwich (EDW) d	1408		1423				1438		1453				1508		1523					
Peckham Rye (PMR) ④ d	1411		1426				1441		1456				1511		1526					
Queens Rd Peckham (QRP) d	1413		1428				1443		1458				1513		1528					
South Bermondsey (SBM) d	1416		1431				1446		1501				1516		1531					
London Bridge (LBG) ④ a	1421		1437				1451		1507				1521		1537					
Herne Hill (HMH) ④ d		1412		1427				1442		1457				1512		1527				
Loughborough Jn (LGJ) d		1415		1430				1445		1500				1515		1530				
Elephant & Castle (EPH) ④ d		1419		1434				1449		1504				1519		1534				
London Blackfriars (BFR) ④ a		1424		1439				1454		1509				1524		1539				
City Thameslink (CTK) ③ a		1426		1441				1456		1511				1526		1541				
Farringdon (ZFD) ④ a		1428		1443				1458		1513				1528		1543				
St Pancras International (STP) ④ a		1433		1448				1503		1518				1533		1548				
Balham (BAL) ④ a						1433						1503								1533
Clapham Junction (CLJ) ⑩ a					1423	1437					1453	1507					1523	1537		
London Victoria (VIC) ⑩ a					1432	1445					1502	1515					1532	1545		

NOTES (see introductory pages for explanation of train operator codes and standard symbols)

- a Arrival time  
d Departure time
- B To St Albans City  
D From Epsom  
F From Dorking  
G From Caterham  
H From Beckenham Junction  
J From Horsham

## Sutton and Wimbledon to London via Tulse Hill

## Saturdays

Operator Train ID Days of operation/Notes	SN	TL	SN	TL	SN	SN	SN	TL	SN	TL	SN	SN	SN	TL	SN	TL	SN	SN
	2H42 H	9V48 B	2J40 G	9O48 B	1139 F	2139 D	2H44 H	9V50 B	2J42 G	9O50 B	1141 J	2141 D	2H46 H	9V52 B	2J44 G	9O52 B	1143 F	2143 D
Sutton (Surrey) (SUO) ④ d		1516		1519	1532	1542		1546		1549	1602	1612		1616		1619	1632	1642
Carshalton (CSH) d		1519			1535	1545		1549			1605	1615		1619			1635	1645
Hackbridge (HCB) d		1522				1548		1552				1618		1622				1648
Mitcham Junction (MIJ) ④ d		1525				1551		1555				1621		1625				1651
Mitcham Eastfields (MTC) d		1528				1554		1558				1624		1628				1654
West Sutton (WSU) d				1522						1552							1622	
Sutton Common (SUC) d				1524						1554							1624	
St Helier (SIH) d				1527						1557							1627	
Morden South (MDS) d				1529						1559							1629	
South Merton (SMO) d				1531						1601							1631	
Wimbledon Chase (WBO) d				1533						1603							1633	
Wimbledon (WIM) ④ a				1536						1606							1636	
Wimbledon (WIM) ④ d				1537						1607							1637	
Haydons Road (HYR) d				1540						1610							1640	
Tooting (TOO) d				1543						1613							1643	
Streatham (STE) ④ d		1533	1543	1548				1603	1613	1618				1633	1643	1648		
Tulse Hill (TUH) ③ a		1537	1547	1552				1607	1617	1622				1637	1647	1652		
Tulse Hill (TUH) ③ d	1532	1538	1547	1553			1602	1608	1617	1623			1632	1638	1647	1653		
North Dulwich (NDL) d	1536		1551				1606		1621				1636		1651			
East Dulwich (EDW) d	1538		1553				1608		1623				1638		1653			
Peckham Rye (PMR) ④ d	1541		1556				1611		1626				1641		1656			
Queens Rd Peckham (QRP) d	1543		1558				1613		1628				1643		1658			
South Bermondsey (SBM) d	1546		1601				1616		1631				1646		1701			
London Bridge (LBG) ④ a	1551		1607				1621		1637				1651		1707			
Herne Hill (HMH) ④ d		1542		1557				1612		1627				1642		1657		
Loughborough Jn (LGJ) d		1545		1600				1615		1630				1645		1700		
Elephant & Castle (EPH) ④ d		1549		1604				1619		1634				1649		1704		
London Blackfriars (BFR) ④ a		1554		1609				1624		1639				1654		1709		
City Thameslink (CTK) ③ a		1556		1611				1626		1641				1656		1711		
Farringdon (ZFD) ③ a		1558		1613				1628		1643				1658		1713		
St Pancras International (STP) ④ a		1603		1618				1633		1648				1703		1718		
Balham (BAL) ④ a						1603						1633						1703
Clapham Junction (CLJ) ⑩ a					1553	1607					1623	1637					1653	1707
London Victoria (VIC) ⑩ a					1602	1615					1632	1645					1702	1715

NOTES (see introductory pages for explanation of train operator codes and standard symbols)

- a Arrival time
- d Departure time
- B To St Albans City
- D From Epsom
- F From Dorking
- G From Caterham
- H From Beckenham Junction
- J From Horsham

## Sutton and Wimbledon to London via Tulse Hill

## Saturdays

Operator Train ID Days of operation/Notes	SN	TL	SN	TL	SN	SN	SN	TL	SN	TL	SN	SN	SN	TL	SN	TL	SN	TL	SN	
	2H48 H	9V54 B	2J46 G	9O54 B	1145 J	2145 D	2H50 H	9V56 B	2J48 G	9O56 B	1147 F	2147 D	2H52 H	9V58 B	2J50 G	9O58 B	1149 J	2149 D		
Sutton (Surrey) (SUO) ④ d		1646		1649	1702	1712		1716		1719	1732	1742		1746		1749	1802	1812		
Carshalton (CSH) d		1649			1705	1715		1719			1735	1745		1749			1805	1815		
Hackbridge (HCB) d		1652				1718		1722				1748		1752						1818
Mitcham Junction (MIJ) ④ d		1655				1721		1725				1751		1755						1821
Mitcham Eastfields (MTC) d		1658				1724		1728				1754		1758						1824
West Sutton (WSU) d				1652						1722						1752				
Sutton Common (SUC) d				1654						1724						1754				
St Helier (SIH) d				1657						1727						1757				
Morden South (MDS) d				1659						1729						1759				
South Merton (SMO) d				1701						1731						1801				
Wimbledon Chase (WBO) d				1703						1733						1803				
Wimbledon (WIM) ④ a				1706						1736						1806				
Wimbledon (WIM) ④ d				1707						1737						1807				
Haydons Road (HYR) d				1710						1740						1810				
Tooting (TOO) d				1713						1743						1813				
Streatham (STE) ④ d		1703	1713	1718				1733	1743	1748			1803	1813	1818					
Tulse Hill (TUH) ③ a		1707	1717	1722				1737	1747	1752			1807	1817	1822					
Tulse Hill (TUH) ③ d	1702	1708	1717	1723			1732	1738	1747	1753			1802	1808	1817	1823				
North Dulwich (NDL) d	1706		1721				1736	1751					1806		1821					
East Dulwich (EDW) d	1708		1723				1738	1753					1808		1823					
Peckham Rye (PMR) ④ d	1711		1726				1741	1756					1811		1826					
Queens Rd Peckham (QRP) d	1713		1728				1743	1758					1813		1828					
South Bermondsey (SBM) d	1716		1731				1746	1801					1816		1831					
London Bridge (LBG) ④ a	1721		1737				1751	1807					1821		1837					
Herne Hill (HMH) ④ d		1712		1727				1742		1757				1812		1827				
Loughborough Jn (LGJ) d		1715		1730				1745		1800				1815		1830				
Elephant & Castle (EPH) ④ d		1719		1734				1749		1804				1819		1834				
London Blackfriars (BFR) ④ a		1724		1739				1754		1809				1824		1839				
City Thameslink (CTK) ③ a		1726		1741				1756		1811				1826		1841				
Farringdon (ZFD) ④ a		1728		1743				1758		1813				1828		1843				
St Pancras International (STP) ④ a		1733		1748				1803		1818				1833		1848				
Balham (BAL) ④ a						1733						1803								1833
Clapham Junction (CLJ) ⑩ a					1723	1737					1753	1807							1823	1837
London Victoria (VIC) ⑥ a					1732	1745					1802	1815							1832	1845

NOTES (see introductory pages for explanation of train operator codes and standard symbols)

- a Arrival time
- d Departure time
  
- B To St Albans City
- D From Epsom
- F From Dorking
- G From Caterham
- H From Beckenham Junction
- J From Horsham



## Sutton and Wimbledon to London via Tulse Hill

## Saturdays

Operator Train ID Days of operation/Notes	SN	TL	SN	TL	SN	SN	SN	TL	SN	TL	SN	SN	SN	TL	SN	TL	SN	SN
	2H54 H	9V60 B	2J52 G	9O60 B	1151 F	2151 D	2H56 H	9V62 B	2J54 G	9O62 B	1153 J	2153 D	2H58 H	9V64 B	2J56 G	9O64 B	1155 F	2155 D
Sutton (Surrey) (SUO) ④ d		1816		1819	1832	1842		1846		1849	1902	1912		1916		1919	1932	1942
Carshalton (CSH) d		1819			1835	1845		1849			1905	1915		1919			1935	1945
Hackbridge (HCB) d		1822				1848		1852				1918		1922				1948
Mitcham Junction (MIJ) ④ d		1825				1851		1855				1921		1925				1951
Mitcham Eastfields (MTC) d		1828				1854		1858				1924		1928				1954
West Sutton (WSU) d				1822						1852						1922		
Sutton Common (SUC) d				1824						1854					1924			
St Helier (SIH) d				1827						1857					1927			
Morden South (MDS) d				1829						1859					1929			
South Merton (SMO) d				1831						1901					1931			
Wimbledon Chase (WBO) d				1833						1903					1933			
Wimbledon (WIM) ④ a				1836						1906					1936			
Wimbledon (WIM) ④ d				1837						1907					1937			
Haydons Road (HYR) d				1840						1910					1940			
Tooting (TOO) d				1843						1913					1943			
Streatham (STE) ④ d		1833	1843	1848				1903	1913	1918			1933	1943	1948			
Tulse Hill (TUH) ③ a		1837	1847	1852				1907	1917	1922			1937	1947	1952			
Tulse Hill (TUH) ③ d	1832	1838	1847	1853			1902	1908	1917	1923			1932	1938	1947	1953		
North Dulwich (NDL) d	1836		1851				1906		1921				1936		1951			
East Dulwich (EDW) d	1838		1853				1908		1923				1938		1953			
Peckham Rye (PMR) ④ d	1841		1856				1911		1926				1941		1956			
Queens Rd Peckham (QRP) d	1843		1858				1913		1928				1943		1958			
South Bermondsey (SBM) d	1846		1901				1916		1931				1946		2001			
London Bridge (LBG) ④ a	1851		1907				1921		1937				1951		2007			
Herne Hill (HMH) ④ d		1842		1857				1912		1927				1942		1957		
Loughborough Jn (LGJ) d		1845		1900				1915		1930				1945		2000		
Elephant & Castle (EPH) ④ d		1849		1904				1919		1934				1949		2004		
London Blackfriars (BFR) ④ a		1854		1909				1924		1939				1954		2009		
City Thameslink (CTK) ③ a		1856		1911				1926		1941				1956		2011		
Farringdon (ZFD) ④ a		1858		1913				1928		1943				1958		2013		
St Pancras International (STP) ④ a		1903		1918				1933		1948				2003		2018		
Balham (BAL) ④ a						1903						1933						2003
Clapham Junction (CLJ) ⑩ a				1853	1907						1923	1937				1953	2007	
London Victoria (VIC) ⑩ a				1902	1915						1932	1945				2002	2015	

NOTES (see introductory pages for explanation of train operator codes and standard symbols)

- a Arrival time  
d Departure time
- B To St Albans City  
D From Epsom  
F From Dorking  
G From Caterham  
H From Beckenham Junction  
J From Horsham

## Sutton and Wimbledon to London via Tulse Hill

## Saturdays

Operator Train ID Days of operation/Notes	SN	TL	SN	TL	SN	SN	SN	TL	SN	TL	SN	SN	SN	TL	SN	TL	SN	TL	SN	SN
	2H60 H	9V66 B	2J58 G	9O66 B	1157 F	2157 D	2H62 H	9V68 B	2J60 G	9O68 B	1159 F	2159 D	2H64 H	9V70 B	2J62 G	9O70 B	1161 F	2161 D		
Sutton (Surrey) (SUO) ④ d		1946		1949	2002	2012		2016		2019	2032	2042		2046		2049	2102	2112		
Carshalton (CSH) d		1949			2005	2015		2019			2035	2045		2049			2105	2115		
Hackbridge (HCB) d		1952				2018		2022				2048		2052						2118
Mitcham Junction (MIJ) ④ d		1955				2021		2025				2051		2055						2121
Mitcham Eastfields (MTC) d		1958				2024		2028				2054		2058						2124
West Sutton (WSU) d				1952						2022							2052			
Sutton Common (SUC) d				1954						2024							2054			
St Helier (SIH) d				1957						2027							2057			
Morden South (MDS) d				1959						2029							2059			
South Merton (SMO) d				2001						2031							2101			
Wimbledon Chase (WBO) d				2003						2033							2103			
Wimbledon (WIM) ④ a				2006						2036							2106			
Wimbledon (WIM) ④ d				2007						2037							2107			
Haydons Road (HYR) d				2010						2040							2110			
Tooting (TOO) d				2013						2043							2113			
Streatham (STE) ④ d		2003	2013	2018				2033	2043	2048				2103	2113	2118				
Tulse Hill (TUH) ③ a		2007	2017	2022				2037	2047	2052				2107	2117	2122				
Tulse Hill (TUH) ③ d	2002	2008	2017	2023				2032	2038	2047	2053			2102	2108	2117	2123			
North Dulwich (NDL) d	2006		2021					2036		2051				2106		2121				
East Dulwich (EDW) d	2008		2023					2038		2053				2108		2123				
Peckham Rye (PMR) ④ d	2011		2026					2041		2056				2111		2126				
Queens Rd Peckham (QRP) d	2013		2028					2043		2058				2113		2128				
South Bermondsey (SBM) d	2016		2031					2046		2101				2116		2131				
London Bridge (LBG) ④ a	2021		2037					2051		2107				2121		2137				
Herne Hill (HNH) ④ d		2012		2027				2042		2057				2112		2127				
Loughborough Jn (LGJ) d		2015		2030				2045		2100				2115		2130				
Elephant & Castle (EPH) ④ d		2019		2034				2049		2104				2119		2134				
London Blackfriars (BFR) ④ a		2024		2039				2054		2109				2124		2139				
City Thameslink (CTK) ③ a		2026		2041				2056												
Farringdon (ZFD) ④ a		2028		2043				2058		2113				2128		2143				
St Pancras International (STP) ④ a		2033		2048				2103		2118				2133		2148				
Balham (BAL) ④ a																				2133
Clapham Junction (CLJ) ⑩ a					2023	2037					2053	2107							2123	2137
London Victoria (VIC) ⑥ a					2032	2045					2102	2115							2132	2145

NOTES (see introductory pages for explanation of train operator codes and standard symbols)

- a Arrival time
- d Departure time
- B To St Albans City
- D From Epsom
- F From Dorking
- G From Caterham
- H From Beckenham Junction

## Sutton and Wimbledon to London via Tulse Hill

## Saturdays

Operator Train ID Days of operation/Notes	SN	TL	SN	TL	SN	SN	SN	TL	SN	TL	SN	SN	SN	TL	SN	TL	SN	TL	SN	SN
	2H66 H	9V72 B	2J64 G	9072 A	1163 F	2163 D	2H68 H	9V90 A	2J66 G	9074 A	1165 F	2165 D	2H70 H	9V92 A	2J68 G	9076 A	1167 F	2167 D		
Sutton (Surrey) (SUO) ④ d		2116		2119	2132	2142		2146		2149	2202	2212		2218		2219	2232	2242		
Carshalton (CSH) d		2119			2135	2145		2149			2205	2215		2221			2235	2245		
Hackbridge (HCB) d		2122				2148		2152				2218		2224						2248
Mitcham Junction (MIJ) ④ d		2125				2151		2155				2221		2227						2251
Mitcham Eastfields (MTC) d		2128				2154		2158				2224		2230						2254
West Sutton (WSU) d				2122						2152						2222				
Sutton Common (SUC) d				2124						2154						2224				
St Helier (SIH) d				2127						2157						2227				
Morden South (MDS) d				2129						2159						2229				
South Merton (SMO) d				2131						2201						2231				
Wimbledon Chase (WBO) d				2133						2203						2233				
Wimbledon (WIM) ④ a				2136						2206						2236				
Wimbledon (WIM) ④ d				2137						2207						2241				
Haydons Road (HYR) d				2140						2210						2244				
Tooting (TOO) d				2143						2213						2247				
Streatham (STE) ④ d		2133	2143	2148				2203	2213	2218				2235	2243	2252				
Tulse Hill (TUH) ③ a		2137	2147	2152				2207	2217	2222				2239	2247	2256				
Tulse Hill (TUH) ③ d	2132	2138	2147	2153			2202	2208	2217	2223			2232	2240	2247	2257				
North Dulwich (NDL) d	2136		2151				2206		2221				2236		2251					
East Dulwich (EDW) d	2138		2153				2208		2223				2238		2253					
Peckham Rye (PMR) ④ d	2141		2156				2211		2226				2241		2256					
Queens Rd Peckham (QRP) d	2143		2158				2213		2228				2243		2258					
South Bermondsey (SBM) d	2146		2201				2216		2231				2246		2301					
London Bridge (LBG) ④ a	2151		2207				2221		2237				2252		2307					
Herne Hill (HNN) ④ d		2142		2157				2212		2227				2244		2301				
Loughborough Jn (LGJ) d		2145		2200				2215		2230				2247		2304				
Elephant & Castle (EPH) ④ d		2149		2204				2219		2234				2251		2308				
London Blackfriars (BFR) ④ a		2154		2209				2224		2244				2256		2314				
City Thameslink (CTK) ③ a																				
Farringdon (ZFD) ④ a		2158		2213				2228		2248				2303		2318				
St Pancras International (STP) ④ a		2203		2218				2233		2253				2307		2323				
Balham (BAL) ④ a						2203						2233								2303
Clapham Junction (CLJ) ⑩ a					2153	2207					2223	2237							2253	2307
London Victoria (VIC) ⑩ a					2201	2215					2232	2245							2302	2315

NOTES (see introductory pages for explanation of train operator codes and standard symbols)

- a Arrival time
- d Departure time
  
- A To Bedford
- B To St Albans City
- D From Epsom
- F From Dorking
- G From Caterham
- H From Beckenham Junction

## Sutton and Wimbledon to London via Tulse Hill

## Saturdays

Operator Train ID Days of operation/Notes	SN	TL	SN	TL	SN	SN	SN	TL	SN	TL
	2H72 H	9V94 A	2J70 G	9078 A	1169 F	2169 D	2H74 H	9V96 A	2J72 G	9080 A
Sutton (Surrey) (SUO) ④ d		2248		2249	2302	2312		2318		2319
Carshalton (CSH) d		2251			2305	2315		2321		
Hackbridge (HCB) d		2254				2318		2324		
Mitcham Junction (MIJ) ④ d		2257				2321		2327		
Mitcham Eastfields (MTC) d		2300				2324		2330		
West Sutton (WSU) d				2252						2322
Sutton Common (SUC) d				2254						2324
St Helier (SIH) d				2257						2327
Morden South (MDS) d				2259						2329
South Merton (SMO) d				2301						2331
Wimbledon Chase (WBO) d				2303						2333
Wimbledon (WIM) ④ a				2306						2336
Wimbledon (WIM) ④ d				2311						2337
Haydens Road (HYR) d				2314						2340
Tooting (TOO) d				2317						2343
Streatham (STE) ④ d		2305	2312	2322				2335	2343	2348
Tulse Hill (TUH) ③ a		2309	2317	2326				2339	2347	2352
Tulse Hill (TUH) ③ d	2302	2310	2317	2327			2332	2340	2347	2352
North Dulwich (NDL) d	2306		2321				2336		2351	
East Dulwich (EDW) d	2308		2323				2338		2353	
Peckham Rye (PMR) ④ d	2311		2326				2341		2356	
Queens Rd Peckham (QRP) d	2313		2328				2343		2358	
South Bermondsey (SBM) d	2316		2331				2346		0002	
London Bridge (LBG) ④ a	2323		2337				2351		0008	
Herne Hill (HMH) ④ d		2314		2334				2344		2356
Loughborough Jn (LGJ) d		2317		2337				2347		2359
Elephant & Castle (EPH) ④ d		2321		2341				2354		0004
London Blackfriars (BFR) ④ a		2326		2346				0001		0008
City Thameslink (CTK) ③ a										
Farringdon (ZFD) ④ a		2333		2353				0006		0013
St Pancras International (STP) ④ a		2337		2357				0010		0017
Balham (BAL) ④ a						2333				
Clapham Junction (CLJ) ⑩ a					2323	2337				
London Victoria (VIC) ④ a					2332	2348				

NOTES (see introductory pages for explanation of train operator codes and standard symbols)

a Arrival time  
d Departure time

A To Bedford  
D From Epsom  
F From Dorking  
G From Caterham  
H From Beckenham Junction

## Sutton and Wimbledon to London via Tulse Hill

## Sundays

Operator Train ID Days of operation/Notes	SN	SN	SN	SN	SN	SN	SN	SN	SN	SN	SN	SN	SN	SN	SN	SN	SN	TL
	2J06 B	2I05 C	2H08 D	2J08 B	2H10 D	2I91 E	2J10 B	2I09 C	2H12 D	2J12 B	1I11 E	2I11 C	2H14 D	2J14 B	1I13 E	2H16 D	2J16 B	9O24 F
Sutton (Surrey) (SUO) ④ d		0714				0744		0812			0830	0842			0900			0909
Carshalton (CSH) d		0717				0747		0815			0834	0845			0904			
Hackbridge (HCB) d		0720				0750		0818				0848						
Mitcham Junction (MIJ) ④ d		0724				0754		0821				0851						
Mitcham Eastfields (MTC) d		0727				0757		0824				0854						
West Sutton (WSU) d																		0912
Sutton Common (SUC) d																		0914
St Helier (SIH) d																		0917
Morden South (MDS) d																		0919
South Merton (SMO) d																		0921
Wimbledon Chase (WBO) d																		0923
Wimbledon (WIM) ④ a																		0927
Wimbledon (WIM) ④ d																		0927
Haydens Road (HYR) d																		0930
Tooting (TOO) d																		0933
Streatham (STE) ④ d	0659			0729			0800			0829				0859			0929	0938
Tulse Hill (TUH) ③ a	0702			0732			0803			0832				0902			0932	0942
Tulse Hill (TUH) ③ d	0703		0720	0733	0743		0804		0813	0833			0843	0903		0913	0933	0942
North Dulwich (NDL) d	0706		0723	0736	0747		0807		0817	0836			0847	0906		0917	0936	
East Dulwich (EDW) d	0708		0725	0738	0749		0809		0819	0838			0849	0908		0919	0938	
Peckham Rye (PMR) ④ d	0711		0729	0742	0753		0812		0823	0841			0853	0911		0923	0941	
Queens Rd Peckham (QRP) d	0713		0731	0744	0755		0814		0825	0843			0855	0913		0925	0943	
South Bermondsey (SBM) d	0717		0733	0747	0759		0817		0829	0847			0859	0917		0929	0947	
London Bridge (LBG) ④ a	0722		0739	0752	0804		0822		0834	0853			0907	0923		0934	0952	
Herne Hill (HNN) ④ d																		0946
Loughborough Jn (LGJ) d																		0949
Elephant & Castle (EPH) ④ d																		0954
London Blackfriars (BFR) ④ a																		0958
City Thameslink (CTK) ③ a																		
Farringdon (ZFD) ④ a																		1003
St Pancras International (STP) ④ a																		1007
Balham (BAL) ④ a		0735				0805		0834				0902						
Clapham Junction (CLJ) ⑩ a		0740				0810		0841			0853	0907			0923			
London Victoria (VIC) ④ a		0748				0819		0849			0902	0915			0932			

NOTES (see introductory pages for explanation of train operator codes and standard symbols)

- a Arrival time
- d Departure time
- B From East Croydon
- C From Epsom
- D From Crystal Palace
- E From Dorking
- F To Luton

## Sutton and Wimbledon to London via Tulse Hill

## Sundays

Operator Train ID Days of operation/Notes	SN	SN	SN	SN	TL	SN	SN	SN	SN	TL	SN	SN	SN	SN	TL	TL	SN	
	2113 C	1115 E	2H18 D	2J18 B	9026 F	2115 C	1117 E	2H20 D	2J20 B	9028 F	2117 C	1119 E	2H22 D	2J22 B	2119 C	9V96	9030 F	1121 E
Sutton (Surrey) (SUO) ④ d	0912	0930			0939	0942	1000			1009	1012	1030			1042	1046	1039	1100
Carshalton (CSH) d	0916	0934				0946	1004				1016	1034			1045	1049		1104
Hackbridge (HCB) d	0918					0948					1018				1048	1052		
Mitcham Junction (MIJ) d	0921					0951					1021				1051	1055		
Mitcham Eastfields (MTC) d	0925					0955					1025				1054	1058		
West Sutton (WSU) d					0942					1012								1042
Sutton Common (SUC) d					0944					1014								1044
St Helier (SIH) d					0947					1017								1047
Morden South (MDS) d					0949					1019								1049
South Merton (SMO) d					0951					1021								1051
Wimbledon Chase (WBO) d					0953					1023								1053
Wimbledon (WIM) ⑥ a					0957					1027								1057
Haydons Road (HYR) d					1000					1030								1100
Tooting (TOO) d					1003					1033								1103
Streatham (STE) ④ d				0959	1008				1029	1038			1059		1103	1108		
Tulse Hill (TUH) ③ a				1002	1012				1032	1042			1102		1107	1112		
Tulse Hill (TUH) ③ d			0943	1003	1012			1013	1033	1042		1043	1103		1107	1112		
North Dulwich (NDL) d			0947	1006				1017	1036			1047	1106					
East Dulwich (EDW) d			0949	1008				1019	1038			1049	1108					
Peckham Rye (PMR) ④ d			0953	1011				1023	1041			1053	1111					
Queens Rd Peckham (QRP) d			0955	1013				1025	1043			1055	1113					
South Bermondsey (SBM) d			0959	1017				1029	1047			1059	1117					
London Bridge (LBG) ④ a			1004	1022				1034	1052			1104	1122					
Herne Hill (HMH) ④ d					1016					1046						1111	1116	
Loughborough Jn (LGJ) d					1019					1049						1114	1119	
Elephant & Castle (EPH) ⑥ d					1024					1054						1119	1124	
London Blackfriars (BFR) ③ a					1028					1058						1123	1128	
City Thameslink (CTK) ③ a																		
Farringdon (ZFD) ③ a					1033					1103								1133
St Pancras International (STP) ⑥ a					1037					1107								1137
Balham (BAL) ④ a	0932					1002					1032				1102			
Clapham Junction (CLJ) ⑩ a	0937	0953				1007	1023				1037	1053			1107			1123
London Victoria (VIC) ⑥ a	0945	1002				1015	1032				1045	1102			1115			1132

NOTES (see introductory pages for explanation of train operator codes and standard symbols)

- a Arrival time
- d Departure time
- B From East Croydon
- C From Epsom
- D From Crystal Palace
- E From Dorking
- F To Luton

## Sutton and Wimbledon to London via Tulse Hill

## Sundays

Operator Train ID Days of operation/Notes	SN	SN	SN	TL	SN	TL	SN	SN	SN	TL	SN	TL	SN	SN	SN	TL	SN	TL
	2I21 C	2H24 D	2J24 B	9V32 G	2H26 D	9O32 F	1I23 E	2I23 C	2J26 B	9V34 G	2H28 D	9O34 F	1I25 E	2I25 C	2J28 B	9V36 G	2H30 D	9O36 F
Sutton (Surrey) (SUO) ④ d	1112			1116		1119	1130	1142		1146		1149	1200	1212		1216		1219
Carshalton (CSH) d	1115			1119			1134	1145		1149			1204	1215		1219		
Hackbridge (HCB) d	1118			1122				1148		1152				1218		1222		
Mitcham Junction (MIJ) ④ d	1121			1125				1151		1155				1221		1225		
Mitcham Eastfields (MTC) d	1124			1128				1154		1158				1224		1228		
West Sutton (WSU) d						1122						1152						1222
Sutton Common (SUC) d						1124						1154						1224
St Helier (SIH) d						1127						1157						1227
Morden South (MDS) d						1129						1159						1229
South Merton (SMO) d						1131						1201						1231
Wimbledon Chase (WBO) d						1133						1203						1233
Wimbledon (WIM) ④ a						1136						1206						1236
Wimbledon (WIM) ④ d						1137						1207						1237
Haydens Road (HYR) d						1139						1209						1239
Tooting (TOO) d						1143						1213						1243
Streatham (STE) ④ d			1129	1133		1147			1159	1203		1217			1229	1233		1247
Tulse Hill (TUH) ③ a			1132	1137		1151			1202	1207		1221			1232	1237		1251
Tulse Hill (TUH) ③ d		1113	1133	1137	1143	1152			1203	1207	1213	1222			1233	1237	1243	1252
North Dulwich (NDL) d		1117	1136		1147				1206		1217				1236		1247	
East Dulwich (EDW) d		1119	1138		1149				1208		1219				1238		1249	
Peckham Rye (PMR) ④ d		1123	1141		1153				1211		1223				1241		1253	
Queens Rd Peckham (QRP) d		1125	1143		1155				1213		1225				1243		1255	
South Bermondsey (SBM) d		1129	1147		1159				1217		1229				1247		1259	
London Bridge (LBG) ④ a		1134	1152		1204				1222		1234				1252		1304	
Herne Hill (HMH) ④ d				1141		1156				1211		1226				1241		1256
Loughborough Jn (LGJ) d				1144		1159				1214		1229				1244		1259
Elephant & Castle (EPH) ④ d				1149		1204				1219		1234				1249		1304
London Blackfriars (BFR) ④ a				1153		1208				1223		1238				1253		1308
City Thameslink (CTK) ③ a																		
Farringdon (ZFD) ④ a				1158		1213				1228		1243				1258		1313
St Pancras International (STP) ④ a				1202		1217				1232		1247				1302		1317
Balham (BAL) ④ a	1132							1202						1232				
Clapham Junction (CLJ) ⑩ a	1137						1153	1207					1223	1237				
London Victoria (VIC) ④ a	1145						1202	1215					1232	1245				

NOTES (see introductory pages for explanation of train operator codes and standard symbols)

- a Arrival time
- d Departure time
- B From East Croydon
- C From Epsom
- D From Crystal Palace
- E From Dorking
- F To Luton
- G To St Albans City

## Sutton and Wimbledon to London via Tulse Hill

## Sundays

Operator Train ID Days of operation/Notes	SN	SN	SN	TL	SN	TL	SN	SN	SN	TL	SN	TL	SN	SN	SN	TL	SN	TL
	1127 E	2127 C	2J30 B	9V38 G	2H32 D	9O38 F	1129 E	2129 C	2J32 B	9V40 G	2H34 D	9O40 F	1131 E	2131 C	2J34 B	9V42 G	2H36 D	9O42 F
Sutton (Surrey) (SUO) ④ d	1230	1242		1246		1249	1300	1312		1316		1319	1330	1342		1346		1349
Carshalton (CSH) d	1234	1245		1249			1304	1315		1319			1334	1345		1349		
Hackbridge (HCB) d		1248		1252				1318		1322				1348		1352		
Mitcham Junction (MIJ) d		1251		1255				1321		1325				1351		1355		
Mitcham Eastfields (MTC) d		1254		1258				1324		1328				1354		1358		
West Sutton (WSU) d						1252						1322						1352
Sutton Common (SUC) d						1254						1324						1354
St Helier (SIH) d						1257						1327						1357
Morden South (MDS) d						1259						1329						1359
South Merton (SMO) d						1301						1331						1401
Wimbledon Chase (WBO) d						1303						1333						1403
Wimbledon (WIM) ⑥ a						1306						1336						1406
Wimbledon (WIM) ⑥ d						1307						1337						1407
Haydens Road (HYR) d						1309						1339						1409
Tooting (TOO) d						1313						1343						1413
Streatham (STE) ④ d			1259	1303		1317			1329	1333		1347		1359	1403			1417
Tulse Hill (TUH) ③ a			1302	1307		1321			1332	1337		1351		1402	1407			1421
Tulse Hill (TUH) ③ d			1303	1307	1313	1322			1333	1337	1343	1352			1403	1407	1413	1422
North Dulwich (NDL) d			1306		1317				1336		1347				1406			1417
East Dulwich (EDW) d			1308		1319				1338		1349				1408			1419
Peckham Rye (PMR) ④ d			1311		1323				1341		1353				1411			1423
Queens Rd Peckham (QRP) d			1313		1325				1343		1355				1413			1425
South Bermondsey (SBM) d			1317		1329				1347		1359				1417			1429
London Bridge (LBG) ④ a			1322		1334				1352		1404				1422			1434
Herne Hill (HMH) ④ d				1311		1326				1341		1356				1411		1426
Loughborough Jn (LGJ) d				1314		1329				1344		1359				1414		1429
Elephant & Castle (EPH) ⑥ d				1319		1334				1349		1404				1419		1434
London Blackfriars (BFR) ③ a				1323		1338				1353		1408				1423		1438
City Thameslink (CTK) ③ a																		
Farringdon (ZFD) ③ a				1328		1343				1358		1413				1428		1443
St Pancras International (STP) ⑥ a				1332		1347				1402		1417				1432		1447
Balham (BAL) ④ a		1302						1332						1402				
Clapham Junction (CLJ) ⑩ a	1253	1307					1323	1337					1353	1407				
London Victoria (VIC) ⑥ a	1302	1315					1332	1345					1402	1415				

NOTES (see introductory pages for explanation of train operator codes and standard symbols)

- a Arrival time
- d Departure time
- B From East Croydon
- C From Epsom
- D From Crystal Palace
- E From Dorking
- F To Luton
- G To St Albans City



## Sutton and Wimbledon to London via Tulse Hill

## Sundays

Operator Train ID Days of operation/Notes	SN	SN	SN	TL	SN	TL	SN	SN	SN	TL	SN	TL	SN	SN	TL	SN	TL	
	1133 E	2133 C	2J36 B	9V44 G	2H38 D	9O44 F	1135 E	2135 C	2J38 B	9V46 G	2H40 D	9O46 F	1137 E	2137 C	2J40 B	9V48 G	2H42 D	9O48 F
Sutton (Surrey) (SUO) ④ d	1400	1412		1416		1419	1430	1442		1446		1449	1500	1512		1516		1519
Carshalton (CSH) d	1404	1415		1419			1434	1445		1449			1504	1515		1519		
Hackbridge (HCB) d		1418		1422				1448		1452				1518		1522		
Mitcham Junction (MIJ) d		1421		1425				1451		1455				1521		1525		
Mitcham Eastfields (MTC) d		1424		1428				1454		1458				1524		1528		
West Sutton (WSU) d						1422						1452						1522
Sutton Common (SUC) d						1424						1454						1524
St Helier (SIH) d						1427						1457						1527
Morden South (MDS) d						1429						1459						1529
South Merton (SMO) d						1431						1501						1531
Wimbledon Chase (WBO) d						1433						1503						1533
Wimbledon (WIM) ⑥ a						1436						1506						1536
Wimbledon (WIM) ⑥ d						1437						1507						1537
Haydens Road (HYR) d						1439						1509						1539
Tooting (TOO) d						1443						1513						1543
Streatham (STE) ④ d			1429	1433		1447		1459	1503		1517			1529	1533			1547
Tulse Hill (TUH) ③ a			1432	1437		1451		1502	1507		1521			1532	1537			1551
Tulse Hill (TUH) ③ d			1433	1437	1443	1452		1503	1507	1513	1522				1533	1537	1543	1552
North Dulwich (NDL) d			1436		1447			1506		1517					1536		1547	
East Dulwich (EDW) d			1438		1449			1508		1519					1538		1549	
Peckham Rye (PMR) ④ d			1441		1453			1511		1523					1541		1553	
Queens Rd Peckham (QRP) d			1443		1455			1513		1525					1543		1555	
South Bermondsey (SBM) d			1447		1459			1517		1529					1547		1559	
London Bridge (LBG) ④ a			1452		1504			1522		1534					1552		1604	
Herne Hill (HMH) ④ d				1441		1456				1511		1526				1541		1556
Loughborough Jn (LGJ) d				1444		1459				1514		1529				1544		1559
Elephant & Castle (EPH) ⑥ d				1449		1504				1519		1534				1549		1604
London Blackfriars (BFR) ③ a				1453		1508				1523		1538				1553		1608
City Thameslink (CTK) ③ a																		
Farringdon (ZFD) ③ a				1458		1513				1528		1543				1558		1613
St Pancras International (STP) ⑥ a				1502		1517				1532		1547				1602		1617
Balham (BAL) ④ a		1432						1502						1532				
Clapham Junction (CLJ) ⑩ a	1423	1437					1453	1507					1523	1537				
London Victoria (VIC) ⑥ a	1432	1445					1502	1515					1532	1545				

NOTES (see introductory pages for explanation of train operator codes and standard symbols)

- a Arrival time
- d Departure time
- B From East Croydon
- C From Epsom
- D From Crystal Palace
- E From Dorking
- F To Luton
- G To St Albans City

## Sutton and Wimbledon to London via Tulse Hill

## Sundays

Operator Train ID Days of operation/Notes	SN	SN	SN	TL	SN	TL	SN	SN	SN	TL	SN	TL	SN	SN	SN	TL	SN	TL
	1139 E	2139 C	2J42 B	9V50 G	2H44 D	9O50 F	1141 E	2141 C	2J44 B	9V52 G	2H46 D	9O52 F	1143 E	2143 C	2J46 B	9V54 G	2H48 D	9O54 F
Sutton (Surrey) (SUO) ④ d	1530	1542		1546		1549	1600	1612		1616		1619	1630	1642		1646		1649
Carshalton (CSH) d	1534	1545		1549			1604	1615		1619			1634	1645		1649		
Hackbridge (HCB) d		1548		1552				1618		1622				1648		1652		
Mitcham Junction (MIJ) d		1551		1555				1621		1625				1651		1655		
Mitcham Eastfields (MTC) d		1554		1558				1624		1628				1654		1658		
West Sutton (WSU) d						1552						1622						1652
Sutton Common (SUC) d						1554						1624						1654
St Helier (SIH) d						1557						1627						1657
Morden South (MDS) d						1559						1629						1659
South Merton (SMO) d						1601						1631						1701
Wimbledon Chase (WBO) d						1603						1633						1703
Wimbledon (WIM) ⑥ a						1606						1636						1706
Wimbledon (WIM) ⑥ d						1607						1637						1707
Haydons Road (HYR) d						1609						1639						1709
Tooting (TOO) d						1613						1643						1713
Streatham (STE) ④ d			1559	1603		1617			1629	1633		1647			1659	1703		1717
Tulse Hill (TUH) ③ a			1602	1607		1621			1632	1637		1651			1702	1707		1721
Tulse Hill (TUH) ③ d			1603	1607	1613	1622			1633	1637	1643	1652			1703	1707	1713	1722
North Dulwich (NDL) d			1606		1617				1636		1647				1706			1717
East Dulwich (EDW) d			1608		1619				1638		1649				1708			1719
Peckham Rye (PMR) ④ d			1611		1623				1641		1653				1711			1723
Queens Rd Peckham (QRP) d			1613		1625				1643		1655				1713			1725
South Bermondsey (SBM) d			1617		1629				1647		1659				1717			1729
London Bridge (LBG) ④ a			1622		1634				1652		1704				1722			1734
Herne Hill (HMH) ④ d				1611		1626				1641		1656					1711	1726
Loughborough Jn (LGJ) d				1614		1629				1644		1659					1714	1729
Elephant & Castle (EPH) ⑥ d				1619		1634				1649		1704					1719	1734
London Blackfriars (BFR) ③ a				1623		1638				1653		1708					1723	1738
City Thameslink (CTK) ③ a																		
Farringdon (ZFD) ③ a				1628		1643				1658		1713					1728	1743
St Pancras International (STP) ⑥ a				1632		1647				1702		1717					1732	1747
Balham (BAL) ④ a		1602						1632						1702				
Clapham Junction (CLJ) ⑩ a	1553	1607					1623	1637					1653	1707				
London Victoria (VIC) ⑥ a	1602	1615					1632	1645					1702	1715				

NOTES (see introductory pages for explanation of train operator codes and standard symbols)

- a Arrival time
- d Departure time
  
- B From East Croydon
- C From Epsom
- D From Crystal Palace
- E From Dorking
- F To Luton
- G To St Albans City

## Sutton and Wimbledon to London via Tulse Hill

## Sundays

Operator Train ID Days of operation/Notes	SN	SN	SN	TL	SN	TL	SN	SN	SN	TL	SN	TL	SN	SN	TL	SN	TL	
	1145 E	2145 C	2J48 B	9V56 G	2H50 D	9O56 F	1147 E	2147 C	2J50 B	9V58 G	2H52 D	9O58 F	1149 E	2149 C	2J52 B	9V60 G	2H54 D	9O60 F
Sutton (Surrey) (SUO) ④ d	1700	1712		1716		1719	1730	1742		1746		1749	1800	1812		1816		1819
Carshalton (CSH) d	1704	1715		1719			1734	1745		1749			1804	1815		1819		
Hackbridge (HCB) d		1718		1722				1748		1752				1818		1822		
Mitcham Junction (MIJ) d		1721		1725				1751		1755				1821		1825		
Mitcham Eastfields (MTC) d		1724		1728				1754		1758				1824		1828		
West Sutton (WSU) d						1722						1752						1822
Sutton Common (SUC) d						1724						1754						1824
St Helier (SIH) d						1727						1757						1827
Morden South (MDS) d						1729						1759						1829
South Merton (SMO) d						1731						1801						1831
Wimbledon Chase (WBO) d						1733						1803						1833
Wimbledon (WIM) ⑥ a						1736						1806						1836
Wimbledon (WIM) ⑥ d						1737						1807						1837
Haydens Road (HYR) d						1739						1809						1839
Tooting (TOO) d						1743						1813						1843
Streatham (STE) ④ d			1729	1733		1747			1759	1803		1817			1829	1833		1847
Tulse Hill (TUH) ③ a			1732	1737		1751			1802	1807		1821			1832	1837		1851
Tulse Hill (TUH) ③ d			1733	1737	1743	1752			1803	1807	1813	1822			1833	1837	1843	1852
North Dulwich (NDL) d			1736		1747				1806		1817				1836		1847	
East Dulwich (EDW) d			1738		1749				1808		1819				1838		1849	
Peckham Rye (PMR) ④ d			1741		1753				1811		1823				1841		1853	
Queens Rd Peckham (QRP) d			1743		1755				1813		1825				1843		1855	
South Bermondsey (SBM) d			1747		1759				1817		1829				1847		1859	
London Bridge (LBG) ④ a			1752		1804				1822		1834				1852		1904	
Herne Hill (HMH) ④ d				1741		1756				1811		1826				1841		1856
Loughborough Jn (LGJ) d				1744		1759				1814		1829				1844		1859
Elephant & Castle (EPH) ⑥ d				1749		1804				1819		1834				1849		1904
London Blackfriars (BFR) ③ a				1753		1808				1823		1838				1853		1908
City Thameslink (CTK) ③ a																		
Farringdon (ZFD) ③ a				1758		1813				1828		1843				1858		1913
St Pancras International (STP) ⑥ a				1802		1817				1832		1847				1902		1917
Balham (BAL) ④ a		1732						1802						1832				
Clapham Junction (CLJ) ⑩ a	1723	1737					1753	1807					1823	1837				
London Victoria (VIC) ⑥ a	1732	1745					1802	1815					1832	1845				

NOTES (see introductory pages for explanation of train operator codes and standard symbols)

- a Arrival time
- d Departure time
  
- B From East Croydon
- C From Epsom
- D From Crystal Palace
- E From Dorking
- F To Luton
- G To St Albans City

## Sutton and Wimbledon to London via Tulse Hill

## Sundays

Operator Train ID Days of operation/Notes	SN	SN	SN	TL	SN	TL	SN	SN	SN	TL	SN	TL	SN	SN	SN	TL	SN	TL
	1151 E	2151 C	2J54 B	9V62 G	2H56 D	9O62 F	1153 E	2153 C	2J56 B	9V64 G	2H58 D	9O64 F	1155 E	2155 C	2J58 B	9V66 G	2H60 D	9O66 F
Sutton (Surrey) (SUO) ④ d	1830	1842		1846		1849	1900	1912		1916		1919	1930	1942		1946		1949
Carshalton (CSH) d	1834	1845		1849			1904	1915		1919			1934	1945		1949		
Hackbridge (HCB) d		1848		1852				1918		1922				1948		1952		
Mitcham Junction (MIJ) d		1851		1855				1921		1925				1951		1955		
Mitcham Eastfields (MTC) d		1854		1858				1924		1928				1954		1958		
West Sutton (WSU) d						1852						1922						1952
Sutton Common (SUC) d						1854						1924						1954
St Helier (SIH) d						1857						1927						1957
Morden South (MDS) d						1859						1929						1959
South Merton (SMO) d						1901						1931						2001
Wimbledon Chase (WBO) d						1903						1933						2003
Wimbledon (WIM) ⑥ a						1906						1936						2006
Wimbledon (WIM) ⑥ d						1907						1937						2007
Haydens Road (HYR) d						1909						1939						2009
Tooting (TOO) d						1913						1943						2013
Streatham (STE) ④ d			1859	1903		1917			1929	1933		1947			1959	2003		2017
Tulse Hill (TUH) ③ a			1902	1907		1921			1932	1937		1951			2002	2007		2021
Tulse Hill (TUH) ③ d			1903	1907	1913	1922			1933	1937	1943	1952			2003	2007	2013	2022
North Dulwich (NDL) d			1906		1917				1936		1947				2006		2017	
East Dulwich (EDW) d			1908		1919				1938		1949				2008		2019	
Peckham Rye (PMR) ④ d			1911		1923				1941		1953				2011		2023	
Queens Rd Peckham (QRP) d			1913		1925				1943		1955				2013		2025	
South Bermondsey (SBM) d			1917		1929				1947		1959				2017		2029	
London Bridge (LBG) ④ a			1922		1934				1952		2004				2022		2034	
Herne Hill (HMH) ④ d				1911		1926				1941		1956				2011		2026
Loughborough Jn (LGJ) d				1914		1929				1944		1959				2014		2029
Elephant & Castle (EPH) ⑥ d				1919		1934				1949		2004				2019		2034
London Blackfriars (BFR) ③ a				1923		1938				1953		2008				2023		2038
City Thameslink (CTK) ③ a																		
Farringdon (ZFD) ③ a				1928		1943				1958		2013				2028		2043
St Pancras International (STP) ⑥ a				1932		1947				2002		2017				2032		2047
Balham (BAL) ④ a		1902						1932						2002				
Clapham Junction (CLJ) ⑩ a	1853	1907					1923	1937					1953	2007				
London Victoria (VIC) ⑥ a	1902	1915					1932	1945					2002	2015				

NOTES (see introductory pages for explanation of train operator codes and standard symbols)

- a Arrival time
- d Departure time
- B From East Croydon
- C From Epsom
- D From Crystal Palace
- E From Dorking
- F To Luton
- G To St Albans City

## Sutton and Wimbledon to London via Tulse Hill

## Sundays

Operator Train ID Days of operation/Notes	SN	SN	SN	TL	SN	TL	SN	SN	SN	TL	SN	TL	SN	SN	TL	SN	TL	
	1157 E	2157 C	2J60 B	9V68 G	2H62 D	9O68 F	1159 E	2159 C	2J62 B	9V70 G	2H64 D	9O70 F	1161 E	2161 C	2J64 B	9V72 G	2H66 D	9O72 A
Sutton (Surrey) (SUO) ④ d	2000	2012		2016		2019	2030	2042		2046		2049	2100	2112		2116		2119
Carshalton (CSH) d	2004	2015		2019			2034	2045		2049			2104	2115		2119		
Hackbridge (HCB) d		2018		2022				2048		2052				2118		2122		
Mitcham Junction (MIJ) d		2021		2025				2051		2055				2121		2125		
Mitcham Eastfields (MTC) d		2024		2028				2054		2058				2124		2128		
West Sutton (WSU) d						2022						2052						2122
Sutton Common (SUC) d						2024						2054						2124
St Helier (SIH) d						2027						2057						2127
Morden South (MDS) d						2029						2059						2129
South Merton (SMO) d						2031						2101						2131
Wimbledon Chase (WBO) d						2033						2103						2133
Wimbledon (WIM) ⑥ a						2036						2106						2136
Wimbledon (WIM) ⑥ d						2037						2107						2137
Haydens Road (HYR) d						2039						2109						2139
Tooting (TOO) d						2043						2113						2143
Streatham (STE) ④ d			2029	2033		2047			2059	2103		2117			2129	2133		2147
Tulse Hill (TUH) ③ a			2032	2037		2051			2102	2107		2121			2132	2137		2151
Tulse Hill (TUH) ③ d			2033	2037	2043	2052			2103	2107	2113	2122			2133	2137	2143	2152
North Dulwich (NDL) d			2036		2047				2106		2117				2136		2147	
East Dulwich (EDW) d			2038		2049				2108		2119				2138		2149	
Peckham Rye (PMR) ④ d			2041		2053				2111		2123				2141		2153	
Queens Rd Peckham (QRP) d			2043		2055				2113		2125				2143		2155	
South Bermondsey (SBM) d			2047		2059				2117		2129				2147		2159	
London Bridge (LBG) ④ a			2052		2104				2122		2134				2152		2204	
Herne Hill (HNH) ④ d				2041		2056				2111		2126					2141	2156
Loughborough Jn (LGJ) d				2044		2059				2114		2129					2144	2159
Elephant & Castle (EPH) ⑥ d				2049		2104				2119		2134					2149	2204
London Blackfriars (BFR) ③ a				2053		2108				2123		2138					2153	2208
City Thameslink (CTK) ③ a																		
Farringdon (ZFD) ③ a				2058		2113				2128		2143					2158	2213
St Pancras International (STP) ⑥ a				2102		2117				2132		2147					2202	2217
Balham (BAL) ④ a		2032						2102						2132				
Clapham Junction (CLJ) ⑩ a	2023	2037					2053	2107					2123	2137				
London Victoria (VIC) ⑥ a	2032	2045					2102	2115					2132	2145				

NOTES (see introductory pages for explanation of train operator codes and standard symbols)

- a Arrival time
- d Departure time
- A To Bedford
- B From East Croydon
- C From Epsom
- D From Crystal Palace
- E From Dorking
- F To Luton
- G To St Albans City

## Sutton and Wimbledon to London via Tulse Hill

## Sundays














Operator Train ID Days of operation/Notes	SN	SN	SN	TL	SN	TL	SN	SN	SN	SN	TL	SN	TL	SN	SN	TL	SN	SN
	1163 E	2163 C	2J66 B	9V90 H	2H68 D	9O74 A	1165 E	2165 C	2J68 B	9V92 A	2H70 D	9O76	1167 E	2167 C	2J70 B	9V94 A	1169 E	2169 C
Sutton (Surrey) (SUO) ④ d	2130	2142		2146		2149	2200	2212		2216		2219	2230	2242		2246	2300	2312
Carshalton (CSH) d	2134	2145		2149			2204	2215		2219			2234	2245		2249	2304	2315
Hackbridge (HCB) d		2148		2152				2218		2222				2248		2252		2318
Mitcham Junction (MIJ) d		2151		2155				2221		2225				2251		2255		2321
Mitcham Eastfields (MTC) d		2154		2158				2224		2228				2254		2258		2324
West Sutton (WSU) d						2152						2222						
Sutton Common (SUC) d						2154						2224						
St Helier (SIH) d						2157						2227						
Morden South (MDS) d						2159						2229						
South Merton (SMO) d						2201						2231						
Wimbledon Chase (WBO) d						2203						2233						
Wimbledon (WIM) ④ a						2206						2236						
Wimbledon (WIM) ④ d						2207						2237						
Haydons Road (HYR) d						2209						2239						
Tooting (TOO) d						2213						2242						
Streatham (STE) ④ d			2159	2203		2217			2229	2233		2247			2259	2303		
Tulse Hill (TUH) ③ a			2202	2207		2221			2232	2237		2251			2303	2307		
Tulse Hill (TUH) ③ d			2203	2207	2213	2222			2233	2237	2243	2252			2303	2307		
North Dulwich (NDL) d			2206		2217				2236		2247				2306			
East Dulwich (EDW) d			2208		2219				2238		2249				2308			
Peckham Rye (PMR) ④ d			2211		2223				2241		2253				2312			
Queens Rd Peckham (QRP) d			2213		2225				2243		2255				2314			
South Bermondsey (SBM) d			2217		2229				2247		2259				2317			
London Bridge (LBG) ④ a			2222		2234				2252		2304				2322			
Herne Hill (HMH) ④ d				2211		2226				2241		2256				2311		
Loughborough Jn (LGJ) d				2214		2229				2244		2259				2314		
Elephant & Castle (EPH) ④ d				2219		2234				2249		2304				2319		
London Blackfriars (BFR) ④ a				2223		2238				2253		2308				2323		
City Thameslink (CTK) ③ a																		
Farringdon (ZFD) ④ a				2228		2243				2258						2328		
St Pancras International (STP) ④ a				2232		2247				2302						2332		
Balham (BAL) ④ a		2202						2232						2302				2331
Clapham Junction (CLJ) ⑩ a	2153	2207					2223	2237					2253	2307			2323	2335
London Victoria (VIC) ④ a	2202	2215					2232	2248					2302	2315			2332	2343

NOTES (see introductory pages for explanation of train operator codes and standard symbols)

- a Arrival time
- d Departure time
- A To Bedford
- B From East Croydon
- C From Epsom
- D From Crystal Palace
- E From Dorking
- H To West Hampstead Thameslink

## Sutton and Wimbledon to London via Tulse Hill

## Sundays

Operator Train ID Days of operation/Notes	SN	SN	SN
	2H72 D	2H74 D	2199 J
Sutton (Surrey) (SUO) ④ d			2346
Carshalton (CSH) d			2349
Hackbridge (HCB) d			2352
Mitcham Junction (MIJ)  d			2355
Mitcham Eastfields (MTC) d			2358
West Sutton (WSU) d			
Sutton Common (SUC) d			
St Helier (SIH) d			
Morden South (MDS) d			
South Merton (SMO) d			
Wimbledon Chase (WBO) d			
Wimbledon (WIM)   ⑥ a			
Wimbledon (WIM)   ⑥ d			
Haydons Road (HYR) d			
Tooting (TOO) d			
Streatham (STE) ④ d			
Tulse Hill (TUH) ③ a			
Tulse Hill (TUH) ③ d	2313	2343	
North Dulwich (NDL) d	2317	2347	
East Dulwich (EDW) d	2319	2349	
Peckham Rye (PMR) ④ d	2323	2353	
Queens Rd Peckham (QRP) d	2325	2355	
South Bermondsey (SBM) d	2329	2359	
London Bridge (LBG)  ④ a	2334	0005	
Herne Hill (HNH) ④ d			
Loughborough Jn (LGJ) d			
Elephant & Castle (EPH)  d			
London Blackfriars (BFR)  ③ a			
City Thameslink (CTK) ③ a			
Farringdon (ZFD)  ③ a			
St Pancras International (STP)   ⑬ a			
Balham (BAL)  ④ a			0006
Clapham Junction (CLJ) ⑩ a			0012
London Victoria (VIC)  ⑯ a			0021

**NOTES** (see introductory pages for explanation of train operator codes and standard symbols)

- a Arrival time
- d Departure time
- D From Crystal Palace
- J From Dorking. Also calls at Wandsworth Common and Battersea Park