

London to Putney, Hounslow, Richmond, Twickenham, Kingston and Staines

**Mondays to Fridays**

Operator Train ID Days of operation/Notes	SW 2Y03 C	SW 2V03 C	SW 2C05 A	SW 2U05 D	SW 2S05 C	SW 2O03 K	SW 2C07 A	SW 2R03 H	SW 2S07 C	SW 2U07 D	SW 2O05 K	SW 2R05 H	SW 2C09 A	SW 2V05 J	SW 2S09 C	SW 2U09 D	SW 2O07 K	SW 2R07 H	
London Waterloo (WAT)	⊕Ⓟ d		0510	0517			0531	0550		0552	0558	0601	0615	0620		0622	0628	0631	0645
Vauxhall (VXH)	⊕ d		0514	0521			0535			0556	0602	0605	0619			0626	0632	0635	0649
Queenstown Rd.(Battersea) (QRB)	d		0517	0524			0538			0559		0608	0622			0629		0638	0652
Clapham Junction (CLJ)	Ⓟ d	0506	0520	0527			0532	0541	0558	0602	0608	0611	0625	0628		0632	0638	0641	0655
Wandsworth Town (WNT)	d	0508	0523				0535	0544		0605		0614	0628			0635		0644	0658
Putney (PUT)	d	0511	0526				0538	0547		0608	0612	0617	0631			0638	0642	0647	0701
Barnes (BNS)	d	0514	0530				0542	0550		0612		0621	0635			0642		0650	0705
Barnes Bridge (BNI)	d		0532				0544			0614						0644			
Chiswick (CHK)	d		0535				0547			0617						0647			
Kew Bridge (KWB)	d		0537				0550			0620						0650			
Brentford (BFD)	d		0540				0553			0623						0653			
Syon Lane (SYL)	d		0542				0555			0625						0655			
Isleworth (ISL)	d		0544				0557			0627						0657			
Hounslow (HOU)	d		0547a				0601			0631				0648	0701				
Mortlake (MTL)	d	0517					0553					0624	0637					0653	0707
North Sheen (NSH)	d	0519					0556					0626	0639					0656	0709
Richmond (RMD)	⊕ d	0521		0536			0558	0606			0618	0629	0642	0636			0648	0658	0712
St Margarets (SMG)	d	0524					0601					0632	0644					0701	0714
Twickenham (TWI)	d	0526		0540	0554		0604	0610	0617		0626e	0634	0647	0640			0652	0704	0717
Whitton (WTN)	d	0529			0557				0620a		0629		0650		0653a		0655		0720
Strawberry Hill (STW)	a						0607					0638							0707
Teddington (TED)	a						0610					0641							0710
Hampton Wick (HMW)	a						0614					0645							0714
Kingston (KNG)	a						0616					0647							0716
Feltham (FEL)	a	0533		0546	0601	0606		0616		0637	0633			0646		0706	0659		
Ashford (Middlesex) (AFS)	a	0538			0605	0610				0642	0637					0710	0703		
Staines (SNS)	a	0541		0553	0609	0614			0622		0645	0641			0652		0714	0707	

Operator Train ID Days of operation/Notes	SW 2C11 A	SW 2S11 C	SW 2U11 D	SW 2O09 K	SW 2R09 H	SW 2C13 A	SW 2S13 C	SW 2U13 D	SW 2O11 K	SW 2N13 E	SW 2V11 J	SW 2R11 H	SW 2C15 A	SW 2S15 C	SW 2U15 D	SW 2O13 K	SW 2V13 J	SW 2R13 H	
London Waterloo (WAT)	⊕Ⓟ d	0650	0652	0658	0701	0715	0720	0722	0728	0731		0741	0745	0750	0752	0758	0801	0810	0815
Vauxhall (VXH)	⊕ d		0656	0702	0705	0719		0726	0732	0735		0745	0749		0756	0802	0805	0814	0819
Queenstown Rd.(Battersea) (QRB)	d		0659		0708	0722		0729		0738		0748	0752		0759		0808	0817	0822
Clapham Junction (CLJ)	Ⓟ d	0658	0702	0708	0711	0725	0728	0732	0738	0741	0746	0751	0755	0758	0802	0808	0811	0821	0825
Wandsworth Town (WNT)	d		0705		0714	0728		0735		0744		0754	0758		0806		0814	0823	0828
Putney (PUT)	d		0708	0712	0717	0731		0738	0742	0747		0757	0801		0809	0812	0817	0826	0831
Barnes (BNS)	d		0712		0720	0735		0742		0752		0800	0807		0812		0823	0830	0836
Barnes Bridge (BNI)	d		0714					0744				0802			0814			0832	
Chiswick (CHK)	d		0717					0747				0805			0818			0834	
Kew Bridge (KWB)	d		0720					0750				0808			0820			0837	
Brentford (BFD)	d		0723					0753				0811			0823			0840	
Syon Lane (SYL)	d		0725					0755				0813			0825			0842	
Isleworth (ISL)	d		0727					0757				0815			0827			0844	
Hounslow (HOU)	d		0731					0801				0827f			0831			0848	
Mortlake (MTL)	d				0723	0737				0755		0810					0825		0839
North Sheen (NSH)	d				0726	0739				0757		0812					0827		0841
Richmond (RMD)	⊕ d	0706		0718	0728	0742	0736		0748	0759	0754		0814	0806		0818	0830	0843	
St Margarets (SMG)	d				0731	0744				0802		0817					0832		0846
Twickenham (TWI)	d	0710		0722	0734	0747	0742		0752	0804	0758		0819	0810		0822	0835		0848
Whitton (WTN)	d			0725		0750			0755			0833	0822		0825		0854		0851
Strawberry Hill (STW)	a				0737					0808								0838	
Teddington (TED)	a				0740					0811								0841	
Hampton Wick (HMW)	a				0745					0814								0844	
Kingston (KNG)	a				0747					0816								0846	
Feltham (FEL)	a	0716	0739	0729			0747	0807	0759		0804			0816	0839	0829			
Ashford (Middlesex) (AFS)	a		0743	0733				0813	0804		0808			0843	0834				
Staines (SNS)	a	0722	0747	0737			0754	0816	0807		0812			0822	0847	0837			

NOTES (see introductory pages for explanation of train operator codes and standard symbols)

- a Arrival time
- d Departure time
- e Arrives 5 minutes earlier
- f Arrives 7 minutes earlier
- A To Reading
- C To Weybridge
- D To Windsor & Eton Riverside
- E To Aldershot
- H To London Waterloo via Hounslow
- J To London Waterloo via Richmond
- K To London Waterloo via Wimbledon.

London to Putney, Hounslow, Richmond, Twickenham, Kingston and Staines

**Mondays to Fridays**

Operator Train ID Days of operation/Notes	SW 2C17 A	SW 2S17 C	SW 2U17 D	SW 2O15 K	SW 2V15 J	SW 2R15 H	SW 2C19 A	SW 2S19 C	SW 2U19 D	SW 2O17 K	SW 2V17 J	SW 2R17 H	SW 2C21 A	SW 2S21 C	SW 2U21 D	SW 2O19 K	SW 2C23 A	SW 2S23 C
London Waterloo (WAT) ⑤ d	0820	0822	0828	0833	0840	0845	0850	0852	0858	0903	0907	0915	0920	0922	0928	0933	0950	0952
Vauxhall (VXH) ⑤ d		0827	0832	0837	0844	0849		0857	0902	0907	0911	0920		0926	0932	0937		0956
Queenstown Rd.(Battersea) (QRB) d		0831		0840	0847	0852		0900		0910	0914	0923		0929		0940		0959
Clapham Junction (CLJ) ⑩ d	0828	0835	0839	0843	0850	0855	0858	0903	0908	0913	0917	0926	0928	0932	0938	0943	0958	1002
Wandsworth Town (WNT) d		0838		0846	0853	0858		0906		0916	0920	0928		0935		0946		1005
Putney (PUT) d		0841	0843	0849	0856	0901		0909	0912	0919	0923	0931		0938	0942	0949		1008
Barnes (BNS) d		0843		0853	0859	0905		0912		0922	0929	0935		0942		0952		1012
Barnes Bridge (BNI) d		0845			0901			0914			0931			0944				1014
Chiswick (CHK) d		0847			0904			0917			0934			0947				1017
Kew Bridge (KWB) d		0851			0906			0920			0936			0950				1020
Brentford (BFD) d		0854			0909			0923			0939			0953				1023
Syon Lane (SYL) d		0856			0911			0925			0941			0955				1025
Isleworth (ISL) d		0858			0913			0927			0943			0957				1027
Hounslow (HOU) d		0901			0918			0931			0949			1001				1031
Mortlake (MTL) d				0855		0907				0924		0937				0954		
North Sheen (NSH) d				0857		0909				0926		0939				0956		
Richmond (RMD) ⑤ d	0836		0849	0900		0912	0906		0918	0929		0942	0936		0948	0959	1006	
St Margarets (SMG) d				0902		0914				0931		0944				1001		
Twickenham (TWI) d	0840		0853	0905		0917	0910		0922	0934		0947	0940		0952	1004	1010	
Whitton (WTN) d			0856		0925	0920			0925		0953	0950			0955			
Strawberry Hill (STW) a				0908						0937						1007		
Teddington (TED) a				0911						0940						1010		
Hampton Wick (HMW) a				0914						0944						1014		
Kingston (KNG) a				0916						0946						1016		
Feltham (FEL) a	0846	0908	0900				0916	0936	0929				0946	1006	0959		1016	1036
Ashford (Middlesex) (AFS) a		0913	0904					0940	0934					1010	1003			1040
Staines (SNS) a	0852	0916	0908				0922	0944	0937				0953	1014	1007		1022	1044

Operator Train ID Days of operation/Notes	SW 2U23 D	SW 2O21 K	SW 2C25 A	SW 2S25 C	SW 2U25 D	SW 2O23 K	SW 2C27 A	SW 2S27 C	SW 2U27 D	SW 2O25 K	SW 2C29 A	SW 2S29 C	SW 2U29 D	SW 2O27 K	SW 2C31 A	SW 2S31 C	SW 2U31 D	SW 2O29 K
London Waterloo (WAT) ⑤ d	0958	1003	1020	1022	1028	1033	1050	1052	1058	1103	1120	1122	1128	1133	1150	1152	1158	1203
Vauxhall (VXH) ⑤ d	1002	1007		1026	1032	1037		1056	1102	1107		1126	1132	1137		1156	1202	1207
Queenstown Rd.(Battersea) (QRB) d		1010		1029		1040		1059		1110		1129		1140		1159		1210
Clapham Junction (CLJ) ⑩ d	1008	1013	1028	1032	1038	1043	1058	1102	1108	1113	1128	1132	1138	1143	1158	1202	1208	1213
Wandsworth Town (WNT) d		1016		1035		1046		1105		1116		1135		1146		1205		1216
Putney (PUT) d	1012	1019		1038	1042	1049		1108	1112	1119		1138	1142	1149		1208	1212	1219
Barnes (BNS) d		1022		1042		1052		1112		1122		1142		1152		1212		1222
Barnes Bridge (BNI) d				1044				1114				1144				1214		
Chiswick (CHK) d				1047				1117				1147				1217		
Kew Bridge (KWB) d				1050				1120				1150				1220		
Brentford (BFD) d				1053				1123				1153				1223		
Syon Lane (SYL) d				1055				1125				1155				1225		
Isleworth (ISL) d				1057				1127				1157				1227		
Hounslow (HOU) d				1101				1131				1201				1231		
Mortlake (MTL) d		1024				1054				1124				1154				1224
North Sheen (NSH) d		1026				1056				1126				1156				1226
Richmond (RMD) ⑤ d	1018	1029	1036		1048	1059	1106		1118	1129	1136		1148	1159	1206		1218	1229
St Margarets (SMG) d		1031				1101				1131				1201				1231
Twickenham (TWI) d	1022	1034	1040		1052	1104	1110		1122	1134	1140		1152	1204	1210		1222	1234
Whitton (WTN) d	1025				1055				1125				1155				1225	
Strawberry Hill (STW) a		1037				1107				1137				1207				1237
Teddington (TED) a		1040				1110				1140				1210				1240
Hampton Wick (HMW) a		1044				1114				1144				1214				1244
Kingston (KNG) a		1046				1116				1146				1216				1246
Feltham (FEL) a	1029		1046	1106	1059		1116	1136	1129		1146	1206	1159		1216	1236	1229	
Ashford (Middlesex) (AFS) a	1033			1110	1104			1140	1133			1210	1203			1240	1233	
Staines (SNS) a	1037		1052	1114	1107		1123	1144	1137		1152	1214	1207		1222	1244	1237	

NOTES (see introductory pages for explanation of train operator codes and standard symbols)

- a Arrival time
- d Departure time
- A To Reading
- C To Weybridge
- D To Windsor & Eton Riverside
- H To London Waterloo via Hounslow
- J To London Waterloo via Richmond
- K To London Waterloo via Wimbledon.

## London to Putney, Hounslow, Richmond, Twickenham, Kingston and Staines

## Mondays to Fridays

Operator Train ID Days of operation/Notes	SW	SW	SW	SW	SW	SW	SW	SW	SW	SW	SW	SW	SW	SW	SW	SW	SW	SW	SW
	2C33 A	2S33 C	2U33 D	2O31 K	2C35 A	2S35 C	2U35 D	2O33 K	2C37 A	2S37 C	2U37 D	2O35 K	2C39 A	2S39 C	2U39 D	2O37 K	2C41 A	2S41 C	2O41 K
London Waterloo (WAT) ⑤ d	1220	1222	1228	1233	1250	1252	1258	1303	1320	1322	1328	1333	1350	1352	1358	1403	1420	1422	
Vauxhall (VXH) ⑤ d		1226	1232	1237		1256	1302	1307		1326	1332	1337		1356	1402	1407		1426	
Queenstown Rd.(Battersea) (QRB) d		1229		1240		1259		1310		1329		1340		1359		1410		1429	
Clapham Junction (CLJ) ⑩ d	1228	1232	1238	1243	1258	1302	1308	1313	1328	1332	1338	1343	1358	1402	1408	1413	1428	1432	
Wandsworth Town (WNT) d		1235		1246		1305		1316		1335		1346		1405		1416		1435	
Putney (PUT) d		1238	1242	1249		1308	1312	1319		1338	1342	1349		1408	1412	1419		1438	
Barnes (BNS) d		1242		1252		1312		1322		1342		1352		1412		1423		1442	
Barnes Bridge (BNI) d		1244				1314				1344				1414				1444	
Chiswick (CHK) d		1247				1317				1347				1417				1447	
Kew Bridge (KWB) d		1250				1320				1350				1420				1450	
Brentford (BFD) d		1253				1323				1353				1423				1453	
Syon Lane (SYL) d		1255				1325				1355				1425				1455	
Isleworth (ISL) d		1257				1327				1357				1427				1457	
Hounslow (HOU) d		1301				1331				1401				1431				1501	
Mortlake (MTL) d				1254				1324				1354				1425			
North Sheen (NSH) d				1256				1326				1356				1427			
Richmond (RMD) ⑤ d	1236		1248	1259	1306		1318	1329	1336		1348	1359	1406		1418	1430	1436		
St Margarets (SMG) d				1301				1331				1401				1432			
Twickenham (TWI) d	1240		1252	1304	1310		1322	1334	1340		1352	1404	1410		1422	1435	1440		
Whitton (WTN) d			1255				1325			1355				1425					
Strawberry Hill (STW) a				1307				1337				1407				1438			
Teddington (TED) a				1310				1340				1410				1441			
Hampton Wick (HMW) a				1314				1344				1414				1445			
Kingston (KNG) a				1316				1346				1416				1447			
Feltham (FEL) a	1246	1306	1259		1316	1336	1329		1346	1406	1359		1416	1436	1429		1446	1506	
Ashford (Middlesex) (AFS) a		1309	1303			1341	1333			1410	1403			1440	1433			1510	
Staines (SNS) a	1252	1314	1307		1322	1344	1337		1352	1414	1407		1422	1443	1437		1452	1514	

Operator Train ID Days of operation/Notes	SW	SW	SW	SW	SW	SW	SW	SW	SW	SW	SW	SW	SW	SW	SW	SW	SW	SW	SW
	2U41 D	2O39 K	2C43 A	2S43 C	2U43 D	2O41 K	2V41 J	2R41 H	2C45 A	2S45 C	2U45 D	2O43 K	2V43 J	2R43 H	2C47 A	2S47 C	2U47 D	2O45 K	2S45 C
London Waterloo (WAT) ⑤ d	1428	1433	1450	1452	1458	1501	1507	1515	1520	1522	1528	1531	1537	1545	1550	1552	1558	1601	
Vauxhall (VXH) ⑤ d	1432	1437		1456	1502	1505	1511	1519		1526	1532	1535	1541	1549		1556	1602	1605	
Queenstown Rd.(Battersea) (QRB) d		1440		1459		1508	1514	1522		1529		1538	1544	1552		1559		1608	
Clapham Junction (CLJ) ⑩ d	1438	1443	1458	1502	1508	1511	1517	1525	1528	1532	1538	1541	1547	1555	1558	1602	1608	1611	
Wandsworth Town (WNT) d		1446		1505		1514	1520	1528		1535		1544	1550	1558		1605		1614	
Putney (PUT) d	1442	1449		1508	1512	1517	1523	1531		1538	1542	1547	1553	1601		1608	1612	1617	
Barnes (BNS) d		1452		1512		1522	1527	1535		1542		1552	1557	1605		1612		1622	
Barnes Bridge (BNI) d				1514			1529			1544		1559				1614			
Chiswick (CHK) d				1517			1532			1547		1602				1617			
Kew Bridge (KWB) d				1520			1535			1550		1605				1620			
Brentford (BFD) d				1523			1538			1553		1608				1623			
Syon Lane (SYL) d				1525			1540			1555		1610				1625			
Isleworth (ISL) d				1527			1542			1557		1612				1627			
Hounslow (HOU) d				1531			1548			1601		1618				1631			
Mortlake (MTL) d		1454				1524		1537				1554		1607				1624	
North Sheen (NSH) d		1456				1526		1539				1556		1609				1626	
Richmond (RMD) ⑤ d	1448	1459	1506		1518	1529		1542	1536		1548	1559		1612	1606		1618	1629	
St Margarets (SMG) d		1501				1531		1544				1601		1614			1631		
Twickenham (TWI) d	1452	1504	1510		1522	1534		1547	1540		1552	1604		1617	1610		1622	1634	
Whitton (WTN) d	1455				1525		1553	1550		1555		1623	1620				1625		
Strawberry Hill (STW) a		1507				1537						1607						1637	
Teddington (TED) a		1510				1540						1610						1642	
Hampton Wick (HMW) a		1514				1544						1614						1646	
Kingston (KNG) a		1516				1546						1616						1648	
Feltham (FEL) a	1459		1516	1537	1529				1546	1607	1559				1616	1638	1629		
Ashford (Middlesex) (AFS) a	1503			1542	1533					1612	1603					1642	1633		
Staines (SNS) a	1507		1522	1545	1537				1553	1615	1607				1623	1646	1637		

NOTES (see introductory pages for explanation of train operator codes and standard symbols)

- a Arrival time
- d Departure time
- A To Reading
- C To Weybridge
- D To Windsor & Eton Riverside
- H To London Waterloo via Hounslow
- J To London Waterloo via Richmond
- K To London Waterloo via Wimbledon.

## London to Putney, Hounslow, Richmond, Twickenham, Kingston and Staines

## Mondays to Fridays

Operator		SW	SW	SW	SW	SW	SW	SW	SW	SW	SW	SW	SW	SW	SW	SW	SW	SW	SW	SW
Train ID		2V45	2R45	2C49	2S49	2U49	2O47	2V47	2R47	2C51	1N93	2S51	2U51	2O49	2V49	2R49	2C53	2S53	2U53	2R53
Days of operation/Notes		J	H	A	C	D	K	J	H	A	F	C	D	K	J	H	A	C	C	D
London Waterloo (WAT)	⊕ ⑤ d	1607	1615	1620	1622	1628	1631	1637	1645	1650	1654	1652	1658	1701	1707	1715	1720	1722	1728	
Vauxhall (VXH)	⊕ d	1612	1619		1626	1632	1635	1642	1649		1659	1656	1702	1705	1713	1720		1726	1732	
Queenstown Rd.(Battersea) (QRB)	d	1615	1622		1629		1638	1645	1652		1659	1659	1708	1716	1723			1729		
Clapham Junction (CLJ)	⑩ d	1618	1625	1628	1632	1638	1641	1648	1655	1658	1705	1702	1708	1711	1719	1726	1728	1732	1738	
Wandsworth Town (WNT)	d	1621	1628		1635		1644	1650	1658			1705		1714	1721	1728		1735		
Putney (PUT)	d	1624	1631		1638	1642	1647	1653	1701			1708	1712	1717	1724	1731		1738	1742	
Barnes (BNS)	d	1627	1635		1642		1652	1657	1705			1712		1722	1727	1735		1742		
Barnes Bridge (BNI)	d	1629			1644			1659				1714			1729			1744		
Chiswick (CHK)	d	1632			1647			1702				1717			1732			1747		
Kew Bridge (KWB)	d	1634			1650			1704				1720			1735			1750		
Brentford (BFD)	d	1637			1653			1707				1723			1738			1753		
Syon Lane (SYL)	d	1639			1655			1709				1725			1740			1756		
Isleworth (ISL)	d	1641			1657			1711				1727			1742			1758		
Hounslow (HOU)	d	1648			1701			1715			1719	1732			1746			1802		
Mortlake (MTL)	d		1637				1654		1707					1724						
North Sheen (NSH)	d		1639				1656		1709					1726						
Richmond (RMD)	⊕ d		1642	1636		1648	1659		1712	1706			1718	1729		1742	1737		1748	
St Margarets (SMG)	d		1644				1701		1714					1731		1744				
Twickenham (TWI)	d		1647	1640		1652	1704		1717	1710				1722	1734		1747	1741		1752
Whitton (WTN)	d	1652	1650			1655		1722	1720					1725		1754	1750			1755
Strawberry Hill (STW)	a						1707							1737						
Teddington (TED)	a						1712							1742						
Hampton Wick (HMW)	a						1716							1746						
Kingston (KNG)	a						1718							1748						
Feltham (FEL)	a			1646	1708	1659				1716	1724	1738	1729				1746	1808	1759	
Ashford (Middlesex) (AFS)	a				1713	1703						1742	1733					1812	1803	
Staines (SNS)	a			1652	1716	1707				1722	1731	1747	1737				1753	1816	1808	

Operator		SW	SW	SW	SW	SW	SW	SW	SW	SW	SW	SW	SW	SW	SW	SW	SW	SW	SW	SW
Train ID		2O51	2V51	2H93	2R51	2C55	2S55	1N95	2U55	2O53	2V53	2H95	2R53	2C57	2S57	2U57	2O55	2V55	2R55	2S55
Days of operation/Notes		K	J	G	H	A	C	F	D	K	J	G	H	A	C	D	K	J	H	H
London Waterloo (WAT)	⊕ ⑤ d	1731	1737	1743	1745	1750	1752	1754	1758	1801	1807	1812	1815	1820	1822	1828	1831	1837	1845	
Vauxhall (VXH)	⊕ d	1735	1742	1747	1750		1756	1759	1802	1805	1812	1816	1820		1826	1832	1835	1842	1850	
Queenstown Rd.(Battersea) (QRB)	d	1738	1745		1753		1759		1808	1815		1823			1829		1838	1845	1853	
Clapham Junction (CLJ)	⑩ d	1742	1748	1753	1756	1758	1802	1805	1808	1811	1818	1822	1826	1828	1832	1838	1841	1848	1856	
Wandsworth Town (WNT)	d	1744	1751		1758		1805			1814	1821		1828		1835		1844	1851	1859	
Putney (PUT)	d	1747	1754	1757	1801		1808		1812	1817	1824	1826	1831		1838	1842	1847	1854	1902	
Barnes (BNS)	d	1752	1757		1805		1812		1822	1827		1835		1842		1852	1857	1905		
Barnes Bridge (BNI)	d		1759				1814					1829			1845			1859		
Chiswick (CHK)	d		1802				1817					1832			1848			1902		
Kew Bridge (KWB)	d		1805				1820					1835			1850			1905		
Brentford (BFD)	d		1808				1823					1838			1854			1908		
Syon Lane (SYL)	d		1810				1825					1840			1856			1910		
Isleworth (ISL)	d		1812				1827					1842			1858			1912		
Hounslow (HOU)	d		1816				1832	1819				1846			1902			1916		
Mortlake (MTL)	d	1754			1807					1824			1837				1854		1908	
North Sheen (NSH)	d	1756			1809					1826			1839				1856		1910	
Richmond (RMD)	⊕ d	1759		1803	1812	1807			1818	1829		1833	1842	1837		1848	1859	1912		
St Margarets (SMG)	d	1801			1814					1831			1844				1901	1915		
Twickenham (TWI)	d	1804		1807	1817	1811			1822	1834		1837	1847	1841		1852	1904	1917		
Whitton (WTN)	d		1823		1820	1814				1825		1853			1855		1923	1920		
Strawberry Hill (STW)	a	1807			1811					1837		1841					1907			
Teddington (TED)	a	1812								1842							1912			
Hampton Wick (HMW)	a	1816								1846							1916			
Kingston (KNG)	a	1818								1848							1918			
Feltham (FEL)	a				1818	1838	1824	1829					1846	1908	1859					
Ashford (Middlesex) (AFS)	a					1842	1833							1912	1903					
Staines (SNS)	a				1824	1846	1831	1837						1853	1916	1907				

NOTES (see introductory pages for explanation of train operator codes and standard symbols)

- a Arrival time
- d Departure time
- A To Reading
- C To Weybridge
- D To Windsor & Eton Riverside
- F To Farnham
- G To Shepperton
- H To London Waterloo via Hounslow
- J To London Waterloo via Richmond
- K To London Waterloo via Wimbledon.

## London to Putney, Hounslow, Richmond, Twickenham, Kingston and Staines

## Mondays to Fridays

Operator Train ID Days of operation/Notes	SW	SW	SW	SW	SW	SW	SW	SW	SW	SW	SW	SW	SW	SW	SW	SW	SW	SW	SW
	2C59 A	2S59 C	2U59 D	2O57 K	2C61 A	2S61 C	2U61 D	2O59 K	2C63 A	2S63 C	2U63 D	2O61 K	2C65 A	2S65 C	2U65 D	2O63 K	2S67 C	2U67 D	
London Waterloo (WAT)	1850	1852	1858	1903	1920	1922	1928	1931	1950	1952	1958	2001	2020	2022	2028	2033	2052	2058	
Vauxhall (VXH)		1856	1902	1907		1926	1932	1936		1956	2002	2006		2026	2032	2037	2056	2102	
Queenstown Rd.(Battersea) (QRB)		1859		1910		1929		1939		1959		2009		2029		2040	2059		
Clapham Junction (CLJ)	1859	1904	1908	1913	1928	1932	1938	1942	1959	2002	2008	2013	2028	2032	2038	2043	2102	2108	
Wandsworth Town (WNT)		1907		1916		1935		1944		2005		2016		2035		2046	2105		
Putney (PUT)		1910	1912	1919		1938	1942	1947		2008	2012	2019		2038	2042	2049	2108	2112	
Barnes (BNS)		1912		1922		1942		1952		2012		2022		2042		2052	2112		
Barnes Bridge (BNI)		1914				1944				2014				2044			2114		
Chiswick (CHK)		1917				1947				2017				2047			2117		
Kew Bridge (KWB)		1921				1950				2020				2050			2120		
Brentford (BFD)		1923				1953				2023				2053			2123		
Syon Lane (SYL)		1926				1955				2025				2055			2125		
Isleworth (ISL)		1928				1957				2027				2057			2127		
Hounslow (HOU)		1932				2001				2031				2101			2131		
Mortlake (MTL)				1924				1954				2025				2054			
North Sheen (NSH)				1926				1956				2027				2056			
Richmond (RMD)	1907		1918	1929	1936		1948	1959	2008		2018	2029	2036		2048	2059		2118	
St Margarets (SMG)				1931				2001				2032				2101			
Twickenham (TWI)	1911		1922	1934	1940		1952	2004	2012		2022	2034	2040		2052	2104		2122	
Whitton (WTN)			1925				1955				2025				2055			2125	
Strawberry Hill (STW)				1937				2007				2038				2107			
Teddington (TED)				1942				2010				2041				2110			
Hampton Wick (HMW)				1946				2014				2044				2114			
Kingston (KNG)				1948				2016				2046				2116			
Feltham (FEL)	1917	1938	1929		1946	2008	1959		2017	2038	2029		2046	2106	2059		2136	2129	
Ashford (Middlesex) (AFS)		1942	1933			2012	2003			2042	2033			2110	2103		2140	2133	
Staines (SNS)	1923	1946	1937		1952	2016	2007		2024	2046	2037		2052	2114	2107		2144	2137	





Operator Train ID Days of operation/Notes	SW	SW	SW	SW	SW	SW	SW	SW	SW	SW	SW	SW	SW	SW	SW	SW	SW	SW	SW
	2O65 K	2C69 A	2S69 C	2U69 D	2O67 K	2C71 A	2S71 C	2U71 D	2O69 K	2C73 A	2S73 C	2U73 D	2O71 K	2C75 A	2S75 C	2U75 D	2O73 K	2S77 C	2U77 A
London Waterloo (WAT)	2103	2120	2122	2128	2133	2150	2152	2158	2203	2220	2222	2228	2233	2250	2252	2258	2303	2320	
Vauxhall (VXH)	2107		2127	2132	2137		2156	2202	2207		2226	2232	2237		2256	2302	2307		
Queenstown Rd.(Battersea) (QRB)	2110		2130		2140		2159		2210		2229		2240		2259		2310		
Clapham Junction (CLJ)	2113	2128	2133	2138	2143	2158	2202	2208	2213	2228	2232	2238	2243	2258	2302	2308	2313	2328	
Wandsworth Town (WNT)	2116		2136		2146		2205		2216		2235		2246		2305		2316		
Putney (PUT)	2119		2139	2142	2149		2208	2212	2219		2238	2242	2249		2308	2312	2319		
Barnes (BNS)	2122		2142		2152		2212		2222		2242		2252		2312		2322		
Barnes Bridge (BNI)			2144				2214				2244				2314				
Chiswick (CHK)			2147				2217				2247				2317				
Kew Bridge (KWB)			2150				2220				2250				2320				
Brentford (BFD)			2153				2223				2253				2323				
Syon Lane (SYL)			2155				2225				2255				2325				
Isleworth (ISL)			2157				2227				2257				2327				
Hounslow (HOU)			2201				2231				2301				2331				
Mortlake (MTL)	2124				2154				2224				2254				2324		
North Sheen (NSH)	2126				2156				2226				2256				2326		
Richmond (RMD)	2129	2136		2148	2159	2206		2218	2229	2236		2248	2259	2306		2318	2329	2336	
St Margarets (SMG)	2131				2201				2231				2301				2331		
Twickenham (TWI)	2134	2140		2152	2204	2210		2222	2234	2240		2252	2304	2310		2322	2334	2340	
Whitton (WTN)			2155					2225				2255			2325				
Strawberry Hill (STW)	2137				2207				2237				2307				2337		
Teddington (TED)	2140				2210				2240				2310				2340		
Hampton Wick (HMW)	2144				2214				2244				2314				2344		
Kingston (KNG)	2146				2216				2246				2316				2346		
Feltham (FEL)		2146	2206	2159		2216	2236	2229		2246	2306	2259		2316	2336	2329		2346	
Ashford (Middlesex) (AFS)			2210	2203			2240	2233			2310	2303			2340	2333			
Staines (SNS)		2152	2214	2207		2223	2244	2237		2252	2314	2307		2322	2344	2337			2352

NOTES (see introductory pages for explanation of train operator codes and standard symbols)

- a Arrival time
- d Departure time
- A To Reading
- C To Weybridge
- D To Windsor & Eton Riverside
- K To London Waterloo via Wimbledon.

## London to Putney, Hounslow, Richmond, Twickenham, Kingston and Staines

**Mondays to Fridays**

Operator Train ID Days of operation/Notes	SW	SW	SW	SW	SW	SW	SW	SW	SW	SW	SW	SW
	1S77 B	2U77 D	2O75 FO K	2O75 FX	2S79	2U79 FO D	2U79 FX	2C81 SM A	2V77 SM	2U81 SM	2O79 SM	2O79
London Waterloo (WAT)  d	2322	2328	2333	2333	2352	2358	2358	0020	0022	0028	0033	
Vauxhall (VXH)  d	2326	2332	2337	2337	2357	0002	0002		0026	0032	0037	
Queenstown Rd.(Battersea) (QRB) d	2329		2340	2340	2359				0029		0041	
Clapham Junction (CLJ)  d	2332	2338	2343	2343	0003	0009	0009	0028	0032	0038	0046	
Wandsworth Town (WNT) d	2335		2346	2346	0005				0035		0048	
Putney (PUT) d	2338	2342	2349	2349	0008	0013	0013		0038	0042	0051	
Barnes (BNS) d	2342		2352	2352	0012				0041		0054	
Barnes Bridge (BNI) d	2344				0014				0043			
Chiswick (CHK) d	2347				0017				0046			
Kew Bridge (KWB) d	2350				0020				0049			
Brentford (BFD) d	2353				0023				0052			
Syon Lane (SYL) d	2355				0025				0054			
Isleworth (ISL) d	2357				0027				0056			
Hounslow (HOU) d	0001				0030				0059a			
Mortlake (MTL) d			2354	2354							0057	
North Sheen (NSH) d			2356	2356							0059	
Richmond (RMD)  d		2348	2359	2359		0019	0019	0036		0048	0101	
St Margarets (SMG) d			0001	0001							0104	
Twickenham (TWI) d		2352	0004	0004		0023	0023	0040		0052	0106	
Whitton (WTN) d		2355				0026	0026			0055		
Strawberry Hill (STW) a			0008	0009							0110s	
Teddington (TED) a			0011	0012							0113s	
Hampton Wick (HMW) a			0013	0014							0115s	
Kingston (KNG) a			0015	0016							0122	
Feltham (FEL) a	0006	2359			0037	0030	0030	0046		0059		
Ashford (Middlesex) (AFS) a	0010	0003			0041	0034	0034			0103		
Staines (SNS) a	0014	0007			0047	0039	0038	0054		0107		

**NOTES** (see introductory pages for explanation of train operator codes and standard symbols)

- a Arrival time
- d Departure time
- s Stops to set down only
- A To Reading
- B To Woking
- D To Windsor & Eton Riverside
- K To London Waterloo via Wimbledon.
- FO Fridays only
- FX Not Fridays
- SM Saturday mornings

## London to Putney, Hounslow, Richmond, Twickenham, Kingston and Staines

## Saturdays

Operator Train ID Days of operation/Notes	SW	SW	SW	SW	SW	SW	SW	SW	SW	SW	SW	SW	SW	SW	SW	SW	SW	SW
	2C05 C	2R02 F	2U05 B	2S05 D	2O03 E	2C07 C	2S07 D	2U07 B	2O05 E	2C09 C	2S09 D	2U09 B	2O07 E	2C11 C	2S11 D	2U11 B	2O09 E	2C13 C
London Waterloo (WAT)	0505				0533	0550	0552	0558	0603	0620	0622	0628	0633	0650	0652	0658	0703	0720
Vauxhall (VXH)	0509				0537		0556	0602	0607		0626	0632	0637		0656	0702	0707	
Queenstown Rd.(Battersea) (QRB)	0512				0540		0559		0610		0629		0640		0659		0710	
Clapham Junction (CLJ)	0515			0532	0543	0558	0602	0608	0613	0628	0632	0638	0643	0658	0702	0708	0713	0728
Wandsworth Town (WNT)	0518			0535	0546		0605		0616		0635		0646		0705		0716	
Putney (PUT)	0521			0538	0549		0608	0612	0619		0638	0642	0649		0708	0712	0719	
Barnes (BNS)	0524			0542	0552		0612		0622		0642		0652		0712		0722	
Barnes Bridge (BNI)				0544			0614				0644				0714			
Chiswick (CHK)				0547			0617				0647				0717			
Kew Bridge (KWB)				0550			0620				0650				0720			
Brentford (BFD)				0553			0623				0653				0723			
Syon Lane (SYL)				0555			0625				0655				0725			
Isleworth (ISL)				0557			0627				0657				0727			
Hounslow (HOU)				0601			0631				0701				0731			
Mortlake (MTL)	0526				0554					0624			0654					0724
North Sheen (NSH)	0528				0556					0626			0656					0726
Richmond (RMD)	0531				0559	0606		0618	0629	0636		0648	0659	0706		0718	0729	0736
St Margarets (SMG)	0533				0601				0631				0701				0731	
Twickenham (TWI)	0536	0539	0553		0604	0610		0622	0634	0640		0652	0704	0710		0722	0734	0740
Whitton (WTN)	0539	0542a	0556					0625				0655			0725			
Strawberry Hill (STW)					0607				0637				0707					0737
Teddington (TED)					0610				0640				0710					0740
Hampton Wick (HMW)					0614				0644				0714					0744
Kingston (KNG)					0616				0646				0716					0746
Feltham (FEL)	0543		0600	0606		0616	0637	0629		0646	0706	0659		0716	0736	0729		0746
Ashford (Middlesex) (AFS)	0547		0604	0610			0642	0633			0710	0703			0740	0733		
Staines (SNS)	0551		0608	0614		0622	0645	0637		0652	0714	0707		0722	0744	0737		0752

Operator Train ID Days of operation/Notes	SW	SW	SW	SW	SW	SW	SW	SW	SW	SW	SW	SW	SW	SW	SW	SW	SW	SW
	2S13 D	2U13 B	2O11 E	2C15 C	2S15 D	2U15 B	2O13 E	2C17 C	2S17 D	2U17 B	2O15 E	2C19 C	2S19 D	2U19 B	2O17 E	2C21 C	2S21 D	2U21 B
London Waterloo (WAT)	0722	0728	0733	0750	0752	0758	0803	0820	0822	0828	0833	0850	0852	0858	0903	0920	0922	0928
Vauxhall (VXH)	0726	0732	0737		0756	0802	0807		0826	0832	0837		0856	0902	0907		0926	0932
Queenstown Rd.(Battersea) (QRB)	0729		0740		0759		0810		0829		0840		0859		0910		0929	
Clapham Junction (CLJ)	0732	0738	0743	0758	0802	0808	0813	0828	0832	0838	0843	0858	0902	0908	0913	0928	0932	0938
Wandsworth Town (WNT)	0735		0746		0805		0816		0835		0846		0905		0916		0935	
Putney (PUT)	0738	0742	0749		0808	0812	0819		0838	0842	0849		0908	0912	0919		0938	0942
Barnes (BNS)	0742		0752		0812		0822		0842		0852		0912		0922		0942	
Barnes Bridge (BNI)	0744				0814				0844				0914					0944
Chiswick (CHK)	0747				0817				0847				0917					0947
Kew Bridge (KWB)	0750				0820				0850				0920					0950
Brentford (BFD)	0753				0823				0853				0923					0953
Syon Lane (SYL)	0755				0825				0855				0925					0955
Isleworth (ISL)	0757				0827				0857				0927					0957
Hounslow (HOU)	0801				0831				0901				0931					1001
Mortlake (MTL)			0754				0824				0854				0924			
North Sheen (NSH)			0756				0826				0856				0926			
Richmond (RMD)		0748	0759	0806		0818	0829	0836		0848	0859	0906		0918	0929	0936		0948
St Margarets (SMG)			0801				0831				0901				0931			
Twickenham (TWI)		0752	0804	0810		0822	0834	0840		0852	0904	0910		0922	0934	0940		0952
Whitton (WTN)		0755				0825			0855					0925				0955
Strawberry Hill (STW)			0807				0837				0907				0937			
Teddington (TED)			0810				0840				0910				0940			
Hampton Wick (HMW)			0814				0844				0914				0944			
Kingston (KNG)			0816				0846				0916				0946			
Feltham (FEL)	0806	0759		0816	0836	0829		0846	0906	0859		0916	0936	0929		0946	1006	0959
Ashford (Middlesex) (AFS)	0810	0803			0840	0833			0910	0903			0940	0933			1010	1003
Staines (SNS)	0814	0807		0822	0844	0837		0852	0914	0907		0922	0944	0937		0952	1014	1007

NOTES (see introductory pages for explanation of train operator codes and standard symbols)

- a Arrival time
- d Departure time
- B To Windsor & Eton Riverside
- C To Reading
- D To Weybridge
- E To London Waterloo via Wimbledon
- F To London Waterloo via Hounslow

London to Putney, Hounslow, Richmond, Twickenham, Kingston and Staines

Saturdays

Operator Train ID Days of operation/Notes	SW	SW	SW	SW	SW	SW	SW	SW	SW	SW	SW	SW	SW	SW	SW	SW	SW	SW
	2019	2C23	2S23	2U23	2021	2C25	2S25	2U25	2023	2C27	2S27	2U27	2025	2C29	2S29	2U29	2027	2C31
	E	C	D	B	E	C	D	B	E	C	D	B	E	C	D	B	E	C
London Waterloo (WAT)	0933	0950	0952	0958	1003	1020	1022	1028	1033	1050	1052	1058	1103	1120	1122	1128	1133	1150
Vauxhall (VXH)	0937		0956	1002	1007		1026	1032	1037		1056	1102	1107		1126	1132	1137	
Queenstown Rd.(Battersea) (QRB)	0940		0959		1010		1029		1040		1059		1110		1129		1140	
Clapham Junction (CLJ)	0943	0958	1002	1008	1013	1028	1032	1038	1043	1058	1102	1108	1113	1128	1132	1138	1143	1158
Wandsworth Town (WNT)	0946		1005		1016		1035		1046		1105		1116		1135		1146	
Putney (PUT)	0949		1008	1012	1019		1038	1042	1049		1108	1112	1119		1138	1142	1149	
Barnes (BNS)	0952		1012		1022		1042		1052		1112		1122		1142		1152	
Barnes Bridge (BNI)			1014				1044				1114				1144			
Chiswick (CHK)			1017				1047				1117				1147			
Kew Bridge (KWB)			1020				1050				1120				1150			
Brentford (BFD)			1023				1053				1123				1153			
Syon Lane (SYL)			1025				1055				1125				1155			
Isleworth (ISL)			1027				1057				1127				1157			
Hounslow (HOU)			1031				1101				1131				1201			
Mortlake (MTL)	0954				1024				1054				1124				1154	
North Sheen (NSH)	0956				1026				1056				1126				1156	
Richmond (RMD)	0959	1006		1018	1029	1036		1048	1059	1106		1118	1129	1136		1148	1159	1206
St Margarets (SMG)	1001				1031				1101				1131				1201	
Twickenham (TWI)	1004	1010		1022	1034	1040		1052	1104	1110		1122	1134	1140		1152	1204	1210
Whitton (WTN)				1025				1055				1125			1155			
Strawberry Hill (STW)	1007				1037				1107				1137				1207	
Teddington (TED)	1010				1040				1110				1140				1210	
Hampton Wick (HMW)	1014				1044				1114				1144				1214	
Kingston (KNG)	1016				1046				1116				1146				1216	
Feltham (FEL)		1016	1036	1029		1046	1106	1059		1116	1136	1129		1146	1206	1159		1216
Ashford (Middlesex) (AFS)			1040	1033			1110	1103			1140	1133			1210	1203		
Staines (SNS)		1022	1044	1037		1052	1114	1107		1122	1144	1137		1152	1214	1207		1222

Operator Train ID Days of operation/Notes	SW	SW	SW	SW	SW	SW	SW	SW	SW	SW	SW	SW	SW	SW	SW	SW	SW	SW
	2S31	2U31	2O29	2C33	2S33	2U33	2O31	2C35	2S35	2U35	2O33	2C37	2S37	2U37	2O35	2C39	2S39	2U39
	D	B	E	C	D	B	E	C	D	B	E	C	D	B	E	C	D	B
London Waterloo (WAT)	1152	1158	1203	1220	1222	1228	1233	1250	1252	1258	1303	1320	1322	1328	1333	1350	1352	1358
Vauxhall (VXH)	1156	1202	1207		1226	1232	1237		1256	1302	1307		1326	1332	1337		1356	1402
Queenstown Rd.(Battersea) (QRB)	1159		1210		1229		1240		1259		1310		1329		1340		1359	
Clapham Junction (CLJ)	1202	1208	1213	1228	1232	1238	1243	1258	1302	1308	1313	1328	1332	1338	1343	1358	1402	1408
Wandsworth Town (WNT)	1205		1216		1235		1246		1305		1316		1335		1346		1405	
Putney (PUT)	1208	1212	1219		1238	1242	1249		1308	1312	1319		1338	1342	1349		1408	1412
Barnes (BNS)	1212		1222		1242		1252		1312		1322		1342		1352		1412	
Barnes Bridge (BNI)	1214				1244				1314				1344				1414	
Chiswick (CHK)	1217				1247				1317				1347				1417	
Kew Bridge (KWB)	1220				1250				1320				1350				1420	
Brentford (BFD)	1223				1253				1323				1353				1423	
Syon Lane (SYL)	1225				1255				1325				1355				1425	
Isleworth (ISL)	1227				1257				1327				1357				1427	
Hounslow (HOU)	1231				1301				1331				1401				1431	
Mortlake (MTL)			1224				1254				1324				1354			
North Sheen (NSH)			1226				1256				1326				1356			
Richmond (RMD)		1218	1229	1236		1248	1259	1306		1318	1329	1336		1348	1359	1406		1418
St Margarets (SMG)			1231				1301				1331				1401			
Twickenham (TWI)		1222	1234	1240		1252	1304	1310		1322	1334	1340		1352	1404	1410		1422
Whitton (WTN)		1225				1255				1325				1355				1425
Strawberry Hill (STW)			1237				1307				1337				1407			
Teddington (TED)			1240				1310				1340				1410			
Hampton Wick (HMW)			1244				1314				1344				1414			
Kingston (KNG)			1246				1316				1346				1416			
Feltham (FEL)	1236	1229		1246	1306	1259		1316	1336	1329		1346	1406	1359		1416	1436	1429
Ashford (Middlesex) (AFS)	1240	1233			1310	1303			1340	1333			1410	1403			1440	1433
Staines (SNS)	1244	1237		1252	1314	1307		1322	1344	1337		1352	1414	1407		1422	1444	1437

NOTES (see introductory pages for explanation of train operator codes and standard symbols)

- a Arrival time
- d Departure time
- B To Windsor & Eton Riverside
- C To Reading
- D To Weybridge
- E To London Waterloo via Wimbledon



London to Putney, Hounslow, Richmond, Twickenham, Kingston and Staines

Saturdays

Operator Train ID Days of operation/Notes	SW	SW	SW	SW	SW	SW	SW	SW	SW	SW	SW	SW	SW	SW	SW	SW	SW	SW	SW	SW
	2037	2C41	2S41	2U41	2O39	2C43	2S43	2U43	2O41	2C45	2S45	2U45	2O43	2C47	2S47	2U47	2O45	2C49		
	E	C	D	B	E	C	D	B	E	C	D	B	E	C	D	B	E	C		
London Waterloo (WAT)	1403	1420	1422	1428	1433	1450	1452	1458	1503	1520	1522	1528	1533	1550	1552	1558	1603	1620		
Vauxhall (VXH)	1407		1426	1432	1437		1456	1502	1507		1526	1532	1537		1556	1602	1607			
Queenstown Rd.(Battersea) (QRB)	1410		1429		1440		1459		1510		1529		1540		1559		1610			
Clapham Junction (CLJ)	1413	1428	1432	1438	1443	1458	1502	1508	1513	1528	1532	1538	1543	1558	1602	1608	1613	1628		
Wandsworth Town (WNT)	1416		1435		1446		1505		1516		1535		1546		1605		1616			
Putney (PUT)	1419		1438	1442	1449		1508	1512	1519		1538	1542	1549		1608	1612	1619			
Barnes (BNS)	1422		1442		1452		1512		1522		1542		1552		1612		1622			
Barnes Bridge (BNI)			1444				1514				1544				1614					
Chiswick (CHK)			1447				1517				1547				1617					
Kew Bridge (KWB)			1450				1520				1550				1620					
Brentford (BFD)			1453				1523				1553				1623					
Syon Lane (SYL)			1455				1525				1555				1625					
Isleworth (ISL)			1457				1527				1557				1627					
Hounslow (HOU)			1501				1531				1601				1631					
Mortlake (MTL)	1424				1454				1524				1554				1624			
North Sheen (NSH)	1426				1456				1526				1556				1626			
Richmond (RMD)	1429	1436		1448	1459	1506		1518	1529	1536		1548	1559	1606		1618	1629	1636		
St Margarets (SMG)	1431				1501				1531				1601				1631			
Twickenham (TWI)	1434	1440		1452	1504	1510		1522	1534	1540		1552	1604	1610		1622	1634	1640		
Whitton (WTN)				1455					1525				1555			1625				
Strawberry Hill (STW)	1437				1507				1537				1607				1637			
Teddington (TED)	1440				1510				1540				1610				1640			
Hampton Wick (HMW)	1444				1514				1544				1614				1644			
Kingston (KNG)	1446				1516				1546				1616				1646			
Feltham (FEL)		1446	1506	1459		1516	1536	1529		1546	1606	1559		1616	1636	1629				1646
Ashford (Middlesex) (AFS)			1510	1503			1540	1533			1610	1603			1640	1633				
Staines (SNS)		1452	1514	1507		1522	1544	1537		1552	1614	1607		1622	1644	1637				1652

Operator Train ID Days of operation/Notes	SW	SW	SW	SW	SW	SW	SW	SW	SW	SW	SW	SW	SW	SW	SW	SW	SW	SW	SW	SW	
	2S49	2U49	2O47	2C51	2S51	2U51	2O49	2C53	2S53	2U53	2O51	2C55	2S55	2U55	2O53	2C57	2S57	2U57			
	D	B	E	C	D	B	E	C	D	B	E	C	D	B	E	C	D	B			
London Waterloo (WAT)	1622	1628	1633	1650	1652	1658	1703	1720	1722	1728	1733	1750	1752	1758	1803	1820	1822	1828			
Vauxhall (VXH)	1626	1632	1637		1656	1702	1707		1726	1732	1737		1756	1802	1807		1826	1832			
Queenstown Rd.(Battersea) (QRB)	1629		1640		1659		1710		1729		1740		1759		1810		1829				
Clapham Junction (CLJ)	1632	1638	1643	1658	1702	1708	1713	1728	1732	1738	1743	1758	1802	1808	1813	1828	1832	1838			
Wandsworth Town (WNT)	1635		1646		1705		1716		1735		1746		1805		1816		1835				
Putney (PUT)	1638	1642	1649		1708	1712	1719		1738	1742	1749		1808	1812	1819		1838	1842			
Barnes (BNS)	1642		1652		1712		1722		1742		1752		1812		1822		1842				
Barnes Bridge (BNI)	1644				1714				1744				1814				1844				
Chiswick (CHK)	1647				1717				1747				1817				1847				
Kew Bridge (KWB)	1650				1720				1750				1820				1850				
Brentford (BFD)	1653				1723				1753				1823				1853				
Syon Lane (SYL)	1655				1725				1755				1825				1855				
Isleworth (ISL)	1657				1727				1757				1827				1857				
Hounslow (HOU)	1701				1731				1801				1831				1901				
Mortlake (MTL)			1654				1724					1754			1824						
North Sheen (NSH)			1656				1726					1756			1826						
Richmond (RMD)		1648	1659	1706		1718	1729	1736		1748	1759	1806		1818	1829	1836				1848	
St Margarets (SMG)			1701				1731				1801			1831							
Twickenham (TWI)		1652	1704	1710		1722	1734	1740		1752	1804	1810		1822	1834	1840				1852	
Whitton (WTN)		1655				1725				1755				1825							1855
Strawberry Hill (STW)			1707				1737						1807				1837				
Teddington (TED)			1710				1740						1810				1840				
Hampton Wick (HMW)			1714				1744						1814				1844				
Kingston (KNG)			1716				1746						1816				1846				
Feltham (FEL)	1706	1659		1716	1736	1729		1746	1806	1759		1816	1836	1829		1846	1906	1859			
Ashford (Middlesex) (AFS)	1710	1703			1740	1733			1810	1803			1840	1833			1910	1903			
Staines (SNS)	1714	1707		1722	1744	1737		1752	1814	1807		1822	1844	1837		1852	1914	1907			

NOTES (see introductory pages for explanation of train operator codes and standard symbols)

- a Arrival time
- d Departure time
- B To Windsor & Eton Riverside
- C To Reading
- D To Weybridge
- E To London Waterloo via Wimbledon

## London to Putney, Hounslow, Richmond, Twickenham, Kingston and Staines

## Saturdays

Operator	Train ID	SW 2055	SW 2C59	SW 2S59	SW 2U59	SW 2O57	SW 2C61	SW 2S61	SW 2U61	SW 2O59	SW 2C63	SW 2S63	SW 2U63	SW 2O61	SW 2C65	SW 2S65	SW 2U65	SW 2O63	SW 2C67
Days of operation/Notes		E	C	D	B	E	C	D	B	E	C	D	B	E	C	D	B	E	C
London Waterloo (WAT)	⊕ ⑤ d	1833	1850	1852	1858	1903	1920	1922	1928	1933	1950	1952	1958	2003	2020	2022	2028	2033	2050
Vauxhall (VXH)	⊕ d	1837		1856	1902	1907		1926	1932	1937		1956	2002	2007		2026	2032	2037	
Queenstown Rd.(Battersea) (QRB)	d	1840		1859		1910		1929		1940		1959		2010		2029		2040	
Clapham Junction (CLJ)	⑩ d	1843	1858	1902	1908	1913	1928	1932	1938	1944	1958	2002	2009	2013	2028	2032	2038	2043	2058
Wandsworth Town (WNT)	d	1846		1905		1916		1935		1947		2005		2016		2035		2046	
Putney (PUT)	d	1849		1908	1912	1919		1938	1942	1950		2008	2013	2019		2038	2042	2049	
Barnes (BNS)	d	1852		1912		1922		1942		1953		2012		2022		2042		2052	
Barnes Bridge (BNI)	d			1914				1944				2014				2044			
Chiswick (CHK)	d			1917				1947				2017				2047			
Kew Bridge (KWB)	d			1920				1950				2020				2050			
Brentford (BFD)	d			1923				1953				2023				2053			
Syon Lane (SYL)	d			1925				1955				2025				2055			
Isleworth (ISL)	d			1927				1957				2027				2057			
Hounslow (HOU)	d			1931				2001				2031				2101			
Mortlake (MTL)	d	1854				1924				1955				2024				2054	
North Sheen (NSH)	d	1856				1926				1957				2026				2056	
Richmond (RMD)	⊕ d	1859	1906		1918	1929	1936		1948	2000	2006		2019	2029	2036		2048	2059	2106
St Margarets (SMG)	d	1901				1931				2002				2031				2101	
Twickenham (TWI)	d	1904	1910		1922	1934	1940		1952	2005	2010		2023	2034	2040		2052	2104	2110
Whitton (WTN)	d				1925				1955				2026			2055			
Strawberry Hill (STW)	a	1907				1937				2008				2037				2107	
Teddington (TED)	a	1910				1940				2011				2040				2110	
Hampton Wick (HMW)	a	1914				1944				2015				2044				2114	
Kingston (KNG)	a	1916				1946				2017				2046				2116	
Feltham (FEL)	a		1916	1936	1929		1946	2006	1959		2016	2036	2030		2046	2106	2059		2116
Ashford (Middlesex) (AFS)	a			1940	1933			2010	2003			2040	2034			2110	2103		
Staines (SNS)	a		1922	1944	1937		1952	2014	2007		2022	2044	2038		2052	2114	2107		2122






Operator	Train ID	SW 2S67	SW 2U67	SW 2O65	SW 2C69	SW 2S69	SW 2U69	SW 2O67	SW 2C71	SW 2S71	SW 2U71	SW 2O69	SW 2C73	SW 2S73	SW 2U73	SW 2O71	SW 2C75	SW 2S75	SW 2U75
Days of operation/Notes		D	B	E	C	D	B	E	C	D	B	E	C	D	B	E	C	D	B
London Waterloo (WAT)	⊕ ⑤ d	2052	2058	2103	2120	2122	2128	2133	2150	2152	2158	2203	2220	2222	2228	2233	2250	2252	2258
Vauxhall (VXH)	⊕ d	2056	2102	2107		2126	2132	2137		2156	2202	2207		2226	2232	2237		2256	2302
Queenstown Rd.(Battersea) (QRB)	d	2059		2110		2129		2140		2159		2210		2229		2240		2259	
Clapham Junction (CLJ)	⑩ d	2102	2108	2113	2128	2132	2138	2143	2158	2202	2208	2213	2228	2232	2238	2243	2258	2302	2308
Wandsworth Town (WNT)	d	2105		2116		2135		2146		2205		2216		2235		2246		2305	
Putney (PUT)	d	2108	2112	2119		2138	2142	2149		2208	2212	2219		2238	2242	2249		2308	2312
Barnes (BNS)	d	2112		2122		2142		2152		2212		2222		2242		2252		2312	
Barnes Bridge (BNI)	d	2114				2144				2214				2244				2314	
Chiswick (CHK)	d	2117				2147				2217				2247				2317	
Kew Bridge (KWB)	d	2120				2150				2220				2250				2320	
Brentford (BFD)	d	2123				2153				2223				2253				2323	
Syon Lane (SYL)	d	2125				2155				2225				2255				2325	
Isleworth (ISL)	d	2127				2157				2227				2257				2327	
Hounslow (HOU)	d	2131				2201				2231				2301				2331	
Mortlake (MTL)	d			2124				2154				2224				2254			
North Sheen (NSH)	d			2126				2156				2226				2256			
Richmond (RMD)	⊕ d		2118	2129	2136		2148	2159	2206		2218	2229	2236		2248	2259	2306		2318
St Margarets (SMG)	d			2131				2201				2231				2301			
Twickenham (TWI)	d		2122	2134	2140		2152	2204	2210		2222	2234	2240		2252	2304	2310		2322
Whitton (WTN)	d		2125				2155				2225			2255				2325	
Strawberry Hill (STW)	a			2137				2207				2237				2307			
Teddington (TED)	a			2140				2210				2240				2310			
Hampton Wick (HMW)	a			2144				2214				2244				2314			
Kingston (KNG)	a			2146				2216				2246				2316			
Feltham (FEL)	a	2136	2129		2146	2206	2159		2216	2236	2229		2246	2306	2259		2316	2336	2329
Ashford (Middlesex) (AFS)	a	2140	2133			2210	2203			2240	2233			2310	2303			2340	2333
Staines (SNS)	a	2144	2137		2152	2214	2207		2222	2244	2237		2252	2314	2307		2322	2344	2337

NOTES (see introductory pages for explanation of train operator codes and standard symbols)

- a Arrival time
- d Departure time
- B To Windsor & Eton Riverside
- C To Reading
- D To Weybridge
- E To London Waterloo via Wimbledon

## London to Putney, Hounslow, Richmond, Twickenham, Kingston and Staines

## Saturdays

Operator Train ID Days of operation/Notes	SW	SW	SW	SW	SW	SW	SW	SW	SW	SW	SW	SW	SW	SW
	2073 E	2C77 C	1S77 A	2U77 B	2O75 E	2C79 C	2S79	2U79 B	2O77	2C81 C	2V77	2U81	2O79	
London Waterloo (WAT)   d	2303	2320	2322	2328	2333	2350	2352	2358	0003	0020	0022	0028	0033	
Vauxhall (VXH)  d	2307		2326	2332	2337		2356	0002	0007		0026	0032	0037	
Queenstown Rd.(Battersea) (QRB) d	2310		2329		2340		2359		0013		0029		0040	
Clapham Junction (CLJ)  d	2313	2328	2332	2338	2343	2358	0002	0008	0016	0028	0032	0038	0045	
Wandsworth Town (WNT) d	2316		2335		2346		0005		0019		0035		0048	
Putney (PUT) d	2319		2338	2342	2349		0008	0012	0022		0038	0042	0051	
Barnes (BNS) d	2322		2342		2352		0012		0025		0041		0054	
Barnes Bridge (BNI) d			2344				0014				0043			
Chiswick (CHK) d			2347				0017				0046			
Kew Bridge (KWB) d			2350				0020				0049			
Brentford (BFD) d			2353				0023				0052			
Syon Lane (SYL) d			2355				0025				0054			
Isleworth (ISL) d			2357				0027				0056			
Hounslow (HOU) d			0001				0030				0059a			
Mortlake (MTL) d	2324				2354				0027				0056	
North Sheen (NSH) d	2326				2356				0029				0058	
Richmond (RMD)  d	2329	2336		2348	2359	0006		0018	0032	0036		0048	0101	
St Margarets (SMG) d	2331				0001				0034				0103	
Twickenham (TWI) d	2335	2340		2352	0004	0010		0022	0037	0040		0052	0106	
Whitton (WTN) d				2355				0025				0055		
Strawberry Hill (STW) a	2337				0009				0042s				0109s	
Teddington (TED) a	2341				0012				0045s				0112s	
Hampton Wick (HMW) a	2344				0014				0048s				0115s	
Kingston (KNG) a	2346				0016				0050				0124	
Feltham (FEL) a		2346	0006	2359		0016	0035	0029		0046		0059		
Ashford (Middlesex) (AFS) a			0010	0003			0040	0033				0103		
Staines (SNS) a		2352	0014	0007		0022	0043	0037		0053		0107		

NOTES (see introductory pages for explanation of train operator codes and standard symbols)

- a Arrival time
- d Departure time
- s Stops to set down only
- A To Woking
- B To Windsor & Eton Riverside
- C To Reading
- E To London Waterloo via Wimbledon

London to Putney, Hounslow, Richmond, Twickenham, Kingston and Staines

Sundays

Operator Train ID Days of operation/Notes	SW	SW	SW	SW	SW	SW	SW	SW	SW	SW	SW	SW	SW	SW	SW	SW	SW	SW
	2005 D	2U11 C	2C13 B	2O09 D	2C15 B	2U15 C	1S15 A	2C17 B	2O13 D	1U17 C	2C19 B	2U19 C	1S19 A	2C21 B	2O17 D	1U21 C	2C23 B	2U23 C
London Waterloo (WAT)	0614	0644	0709	0714	0739	0744	0750	0809	0814	0825	0839	0844	0850	0909	0914	0925	0939	0944
Vauxhall (VXH)	0618	0648	0713	0718	0743	0748	0754	0813	0818	0829	0843	0848	0854	0913	0918	0929	0943	0948
Queenstown Rd.(Battersea) (QRB)	0621	0651		0721		0751	0757		0821		0851	0857		0921		0951		0951
Clapham Junction (CLJ)	0624	0654	0719	0724	0749	0754	0800	0819	0824	0835	0849	0854	0900	0919	0924	0935	0949	0954
Wandsworth Town (WNT)	0627	0657		0727		0757	0803		0827		0857	0903		0927		0957		0957
Putney (PUT)	0630	0700	0723	0730	0753	0800	0806	0823	0830	0839	0853	0900	0906	0923	0930	0939	0953	1000
Barnes (BNS)	0633	0703		0733		0803	0809		0833		0903	0909		0933		1003		1003
Barnes Bridge (BNI)							0811						0911					
Chiswick (CHK)							0813						0913					
Kew Bridge (KWB)							0816						0916					
Brentford (BFD)							0819						0919					
Syon Lane (SYL)							0821						0921					
Isleworth (ISL)							0823						0923					
Hounslow (HOU)							0826						0926					
Mortlake (MTL)	0635	0705		0735		0805			0835		0905			0935				1005
North Sheen (NSH)	0637	0707		0737		0807			0837		0907			0937				1007
Richmond (RMD)	0640	0710	0729	0740	0759	0810		0829	0840	0845	0859	0910		0929	0940	0945	0959	1010
St Margarets (SMG)	0642	0712		0742		0812			0842		0912			0942				1012
Twickenham (TWI)	0645	0715	0733	0745	0803	0815		0833	0845	0849	0903	0915		0933	0945	0949	1003	1015
Whitton (WTN)		0718				0818			0852		0918				0952			1018
Richmond (RMD)																		
Hounslow (HOU)																		
Strawberry Hill (STW)	0648			0748					0848						0948			
Teddington (TED)	0652			0752					0852						0952			
Hampton Wick (HMW)	0657			0757					0857						0957			
Kingston (KNG)	0659			0759					0859						0959			
Feltham (FEL)		0722	0738		0808	0822	0832	0838		0856	0908	0922	0932	0938		0956	1008	1022
Ashford (Middlesex) (AFS)		0726				0826	0836			0900	0926	0936			1000			1026
Staines (SNS)		0730	0745		0815	0830	0840	0845		0904	0915	0930	0940	0945	1004	1015		1030

Operator Train ID Days of operation/Notes	SW	SW	SW	SW	SW	SW	SW	SW	SW	SW	SW	SW	SW	SW	SW	SW	SW	SW
	1S23 A	2C25 B	2O21 D	1U25 C	2C27 B	2U27 C	1S27 A	2C29 B	2O25 D	1U29 C	2C31 B	2U31 C	1S31 A	2C33 B	2O29 D	1U33 C	2C35 B	2U35 C
London Waterloo (WAT)	0950	1009	1014	1025	1039	1044	1050	1109	1114	1125	1139	1144	1150	1209	1214	1225	1239	1244
Vauxhall (VXH)	0954	1013	1018	1029	1043	1048	1054	1113	1118	1129	1143	1148	1154	1213	1218	1229	1243	1248
Queenstown Rd.(Battersea) (QRB)	0957		1021			1051	1057		1122		1151	1157		1221		1251		1251
Clapham Junction (CLJ)	1000	1019	1024	1035	1049	1054	1100	1119	1125	1135	1149	1154	1200	1219	1224	1235	1249	1254
Wandsworth Town (WNT)	1003		1027			1057	1103		1128		1157	1203		1227		1257		1257
Putney (PUT)	1006	1023	1030	1039	1053	1100	1106	1123	1131	1139	1153	1200	1206	1223	1230	1239	1253	1300
Barnes (BNS)	1009		1033			1103	1109		1134		1203	1209		1233		1303		1303
Barnes Bridge (BNI)	1011						1111						1211					
Chiswick (CHK)	1013						1113						1213					
Kew Bridge (KWB)	1016						1116						1216					
Brentford (BFD)	1019						1119						1219					
Syon Lane (SYL)	1021						1121						1221					
Isleworth (ISL)	1023						1123						1223					
Hounslow (HOU)	1026						1126						1226					
Mortlake (MTL)			1035			1105			1136			1205			1235			1305
North Sheen (NSH)			1037			1107			1138			1207			1237			1307
Richmond (RMD)		1029	1040	1045	1059	1110		1129	1141	1145	1159	1210		1229	1240	1245	1259	1310
St Margarets (SMG)			1042			1112			1143			1212			1242			1312
Twickenham (TWI)		1033	1045	1049	1103	1115		1133	1145	1149	1203	1215		1233	1245	1249	1303	1315
Whitton (WTN)				1052		1118				1152		1218			1252			1318
Richmond (RMD)																		
Hounslow (HOU)																		
Strawberry Hill (STW)			1048						1149						1248			
Teddington (TED)			1052						1153						1253			
Hampton Wick (HMW)			1057						1157						1257			
Kingston (KNG)			1059						1159						1259			
Feltham (FEL)	1032	1038		1056	1108	1122	1132	1138		1156	1208	1222	1232	1238		1256	1308	1322
Ashford (Middlesex) (AFS)	1036			1100		1126	1136			1200		1226	1236			1300		1326
Staines (SNS)	1040	1045		1104	1115	1130	1140	1145		1204	1215	1230	1240	1245		1304	1315	1330

NOTES (see introductory pages for explanation of train operator codes and standard symbols)

- a Arrival time
- d Departure time
- A To Woking
- B To Reading
- C To Windsor & Eton Riverside
- D To London Waterloo via Wimbledon

## London to Putney, Hounslow, Richmond, Twickenham, Kingston and Staines

## Sundays

Operator Train ID Days of operation/Notes	SW	SW	SW	SW	SW	SW	SW	SW	SW	SW	SW	SW	SW	SW	SW	SW	SW	SW	
	1S35 A	2C37 B	2O33 D	1U37 C	2C39 B	2U39 C	1S39 A	2C41 B	2O37 D	2V35	1U41 C	2C43 B	2V35 E	2U43 C	1S43 A	2C45 B	2O41 D	2V39	
London Waterloo (WAT)	⊕Ⓟ d	1250	1309	1314	1325	1339	1344	1350	1409	1414	1420	1425	1439		1444	1450	1509	1514	1520
Vauxhall (VXH)	⊕ d	1254	1313	1318	1329	1343	1348	1354	1413	1418	1424	1429	1443		1448	1454	1513	1518	1524
Queenstown Rd.(Battersea) (QRB)	d	1257		1321			1351	1357		1421	1427			1451	1457		1521	1527	
Clapham Junction (CLJ)	Ⓟ d	1300	1319	1324	1335	1349	1354	1400	1419	1424	1430	1435	1449		1454	1500	1519	1524	1530
Wandsworth Town (WNT)	d	1303		1327			1357	1403		1427	1433			1457	1503		1527	1533	
Putney (PUT)	d	1306	1323	1330	1339	1353	1400	1406	1423	1430	1436	1439	1453		1500	1506	1523	1530	1536
Barnes (BNS)	d	1309		1333			1403	1409		1433	1439			1503	1509		1533	1539	
Barnes Bridge (BNI)	d	1311						1411			1441				1511			1541	
Chiswick (CHK)	d	1313						1413			1444				1513			1544	
Kew Bridge (KWB)	d	1316						1416			1446				1516			1546	
Brentford (BFD)	d	1319						1419			1449				1519			1549	
Syon Lane (SYL)	d	1321						1421			1451				1521			1551	
Isleworth (ISL)	d	1323						1423			1453		←		1523			1553	
Hounslow (HOU)	d	1326						1426			1457		←	1457	1526			1557	
Mortlake (MTL)	d			1335			1405			1435	←			1505			1535	←	
North Sheen (NSH)	d			1337			1407			1437				1507			1537		
Richmond (RMD)	⊕ d		1329	1340	1345	1359	1410		1429	1440		1445	1459	1510		1529	1540		
St Margarets (SMG)	d			1342			1412			1442				1512			1542		
Twickenham (TWI)	d		1333	1345	1349	1403	1415		1433	1445		1449	1503	1511c	1515	1533	1545		
Whitton (WTN)	d				1352		1418					1452	1501e	1518			1545		
Richmond (RMD)	⊕ a																		
Hounslow (HOU)	a																		
Strawberry Hill (STW)	a			1348						1448			1514				1548		
Teddington (TED)	a			1352						1452			1517				1552		
Hampton Wick (HMW)	a			1357						1457			1520				1557		
Kingston (KNG)	a			1359						1459			1522				1559		
Feltham (FEL)	a	1332	1338		1356	1408	1422	1432	1438			1456	1508	1522	1532	1538			
Ashford (Middlesex) (AFS)	a	1336			1400		1426	1436				1501		1526	1536				
Staines (SNS)	a	1340	1345		1404	1415	1430	1440	1445			1504	1515	1530	1540	1545			

Operator Train ID Days of operation/Notes	SW	SW	SW	SW	SW	SW	SW	SW	SW	SW	SW	SW	SW	SW	SW	SW	SW	SW	
	1U45 C	2C47 B	2V39 E	2U47 C	1S47 A	2C49 B	2O45 D	2V43	1U49 C	2C51 B	2V43 E	2U51 C	1S51 A	2C53 B	2O49 D	2V47	1U53 C	2C55 B	
London Waterloo (WAT)	⊕Ⓟ d	1525	1539		1544	1550	1609	1614	1620	1625	1639		1644	1650	1709	1714	1720	1725	1739
Vauxhall (VXH)	⊕ d	1529	1543		1548	1554	1613	1618	1624	1629	1643		1648	1654	1713	1718	1724	1729	1743
Queenstown Rd.(Battersea) (QRB)	d				1551	1557		1621	1627				1651	1657		1721	1727		
Clapham Junction (CLJ)	Ⓟ d	1535	1549		1554	1600	1619	1624	1630	1635	1649		1654	1700	1719	1724	1730	1735	1749
Wandsworth Town (WNT)	d				1557	1603		1627	1633				1657	1703		1727	1733		
Putney (PUT)	d	1539	1553		1600	1606	1623	1630	1636	1639	1653		1700	1706	1723	1730	1736	1739	1753
Barnes (BNS)	d				1603	1609		1633	1639				1703	1709		1733	1739		
Barnes Bridge (BNI)	d					1611			1641					1711			1741		
Chiswick (CHK)	d					1613			1644					1713			1744		
Kew Bridge (KWB)	d					1616			1646					1716			1746		
Brentford (BFD)	d					1619			1649					1719			1749		
Syon Lane (SYL)	d					1621			1651					1721			1751		
Isleworth (ISL)	d			←		1623			1653			←		1723			1753		
Hounslow (HOU)	d			1557		1626			1657			1657		1726			1757		
Mortlake (MTL)	d				1605			1635	←				1705			1735	←		
North Sheen (NSH)	d				1607			1637					1707			1737			
Richmond (RMD)	⊕ d	1545	1559		1610		1629	1640		1645	1659		1710		1729	1740		1745	1759
St Margarets (SMG)	d				1612			1642					1712			1742			
Twickenham (TWI)	d	1549	1603	1611c	1615		1633	1645		1649	1703	1711c	1715		1733	1745		1749	1803
Whitton (WTN)	d	1552		1601e	1618					1652		1701e	1718				1752		
Richmond (RMD)	⊕ a																		
Hounslow (HOU)	a																		
Strawberry Hill (STW)	a			1614				1648				1714				1748			
Teddington (TED)	a			1617				1652				1717				1752			
Hampton Wick (HMW)	a			1620				1657				1720				1757			
Kingston (KNG)	a			1622				1659				1722				1759			
Feltham (FEL)	a	1556	1608		1622	1632	1638			1656	1708		1722	1732	1738			1756	1808
Ashford (Middlesex) (AFS)	a	1601			1626	1636				1701			1726	1736				1801	
Staines (SNS)	a	1604	1615		1630	1640	1645			1704	1715		1730	1740	1745			1804	1815

NOTES (see introductory pages for explanation of train operator codes and standard symbols)

- a Arrival time
- d Departure time
- c Arrives 7 minutes earlier
- e Calls at Whitton before Twickenham
- A To Woking
- B To Reading
- C To Windsor & Eton Riverside
- D To London Waterloo via Wimbledon
- E From London Waterloo via Hounslow

## London to Putney, Hounslow, Richmond, Twickenham, Kingston and Staines

## Sundays

Operator Train ID Days of operation/Notes	SW	SW	SW	SW	SW	SW	SW	SW	SW	SW	SW	SW	SW	SW	SW	SW	SW		
	2V47 E	2U55 C	1S55 A	2C57 B	2O53 D	2V51	1U57 C	2C59 B	2V51 E	2U59 C	1S59 A	2C61 B	2O57 D	2V55	1U61 C	2C63 B	2V55 E	2U63 C	
London Waterloo (WAT)	⊖	1744	1750	1809	1814	1820	1825	1839		1844	1850	1909	1914	1920	1925	1939		1944	
Vauxhall (VXH)	⊖	1748	1754	1813	1818	1824	1829	1843		1848	1854	1913	1918	1924	1929	1943		1948	
Queenstown Rd.(Battersea) (QRB)	d	1751	1757		1821	1827				1851	1857		1921	1927				1951	
Clapham Junction (CLJ)	Ⓣ	1754	1800	1819	1824	1830	1835	1849		1854	1900	1919	1924	1930	1935	1949		1954	
Wandsworth Town (WNT)	d	1757	1803		1827	1833				1857	1903		1927	1933				1957	
Putney (PUT)	d	1800	1806	1823	1830	1836	1839	1853		1900	1906	1923	1930	1936	1939	1953		2000	
Barnes (BNS)	d	1803	1809		1833	1839				1903	1909		1933	1939				2003	
Barnes Bridge (BNI)	d		1811			1841						1911						1941	
Chiswick (CHK)	d		1813			1844						1913						1944	
Kew Bridge (KWB)	d		1816			1846						1916						1946	
Brentford (BFD)	d		1819			1849						1919						1949	
Syon Lane (SYL)	d		1821			1851						1921						1951	
Isleworth (ISL)	d	←	1823			1853			←	1923							←	1953	
Hounslow (HOU)	d	1757	1826			1857			1857		1926			1957				1957	
Mortlake (MTL)	d		1805			1835	↔			1905			1935	↔				2005	
North Sheen (NSH)	d		1807			1837				1907			1937					2007	
Richmond (RMD)	⊖		1810		1829	1840		1845	1859			1929	1940		1945	1959		2010	
St Margarets (SMG)	d		1812			1842				1912			1942					2012	
Twickenham (TWI)	d	1811c	1815		1833	1845		1849	1903	1911c	1915		1933	1945		1949	2003	2011c	
Whitton (WTN)	d	1801e	1818					1852		1901e	1918					1952		2001e	
Richmond (RMD)	⊖	a																	
Hounslow (HOU)	a																		
Strawberry Hill (STW)	a	1814				1848				1914			1948					2014	
Teddington (TED)	a	1817				1852				1917			1952					2017	
Hampton Wick (HMW)	a	1820				1857				1920			1957					2020	
Kingston (KNG)	a	1822				1859				1922			1959					2022	
Feltham (FEL)	a		1822	1832	1838			1856	1908		1922	1932	1938			1956	2008		2022
Ashford (Middlesex) (AFS)	a		1826	1836				1901			1926	1936				2001			2026
Staines (SNS)	a		1830	1840	1845			1904	1915		1930	1939	1945			2004	2015		2030

Operator Train ID Days of operation/Notes	SW	SW	SW	SW	SW	SW	SW	SW	SW	SW	SW	SW	SW	SW	SW	SW	SW	SW	
	1S63 A	2C65 B	2O61 D	2V59	1U65 C	2C67 B	2V59 E	2U67 C	1S67 A	2C69 B	2O65 D	2V63 E	2C71 B	2V63 E	2U71 C	1S71 A	2C73 B	2O69 D	
London Waterloo (WAT)	⊖	1950	2009	2014	2020	2025	2039		2044	2050	2109	2114	2120	2139		2144	2150	2209	2214
Vauxhall (VXH)	⊖	1954	2013	2018	2024	2029	2043		2048	2054	2113	2118	2124	2143		2148	2154	2213	2218
Queenstown Rd.(Battersea) (QRB)	d	1957		2021	2027				2051	2057		2121	2127		2151	2157		2221	
Clapham Junction (CLJ)	Ⓣ	2000	2019	2024	2030	2035	2049		2054	2100	2119	2124	2130	2149		2154	2200	2219	2224
Wandsworth Town (WNT)	d	2003		2027	2033				2057	2103		2127	2133		2157	2203		2227	
Putney (PUT)	d	2006	2023	2030	2036	2039	2053		2100	2106	2123	2130	2136	2153		2200	2206	2223	2230
Barnes (BNS)	d	2009		2033	2039				2103	2109		2133	2139		2203	2209		2233	
Barnes Bridge (BNI)	d	2011			2041							2141						2211	
Chiswick (CHK)	d	2013			2044							2143						2213	
Kew Bridge (KWB)	d	2016			2046							2146						2216	
Brentford (BFD)	d	2019			2049							2149						2219	
Syon Lane (SYL)	d	2021			2051							2151						2221	
Isleworth (ISL)	d	2023			2053			←	2123			2153						2223	
Hounslow (HOU)	d	2026			2057			2057	2126			2157			2157			2226	
Mortlake (MTL)	d			2035	↔				2105			2135	↔			2205			2235
North Sheen (NSH)	d			2037					2107			2137				2207			2237
Richmond (RMD)	⊖		2029	2040		2045	2059		2110		2129	2140		2159		2210		2229	2240
St Margarets (SMG)	d			2042					2112			2142				2212			2242
Twickenham (TWI)	d		2033	2045		2049	2103	2111c	2115		2133	2145		2203	2211c	2215		2233	2245
Whitton (WTN)	d				2052			2101e	2118						2201e	2218			
Richmond (RMD)	⊖	a																	
Hounslow (HOU)	a																		
Strawberry Hill (STW)	a			2048				2114				2148			2214				2248
Teddington (TED)	a			2052				2117				2152			2217				2252
Hampton Wick (HMW)	a			2057				2120				2157			2220				2257
Kingston (KNG)	a			2059				2122				2159			2222				2259
Feltham (FEL)	a	2032	2038			2056	2108		2122	2132	2138			2208		2222	2232	2238	
Ashford (Middlesex) (AFS)	a	2036				2101			2126	2136					2226	2236			
Staines (SNS)	a	2040	2045			2104	2115		2130	2140	2145			2215		2230	2240	2245	

NOTES (see introductory pages for explanation of train operator codes and standard symbols)

- a Arrival time
- d Departure time
- c Arrives 7 minutes earlier
- e Calls at Whitton before Twickenham
- A To Woking
- B To Reading
- C To Windsor & Eton Riverside
- D To London Waterloo via Wimbledon
- E From London Waterloo via Hounslow

## London to Putney, Hounslow, Richmond, Twickenham, Kingston and Staines

## Sundays

Operator Train ID Days of operation/Notes	SW 2V67	SW 2C75 B	SW 2V67 E	SW 2U75 C	SW 1S75 A	SW 2C77 B	SW 2O73	SW 2V71	SW 2C79 B	SW 2V71 E	SW 2U79	SW 2O77	SW 2O79
London Waterloo (WAT) ⑤ d	2220	2239		2244	2250	2309	2314	2320	2339		2344	0003	0018
Vauxhall (VXH) ⑤ d	2224	2243		2248	2254	2313	2318	2324	2343		2348	0007	0022
Queenstown Rd.(Battersea) (QRB) d	2227			2251	2257		2321	2327			2351	0010	
Clapham Junction (CLJ) ⑩ d	2230	2249		2254	2300	2319	2324	2330	2349		2354	0013	0028
Wandsworth Town (WNT) d	2233			2257	2303		2327	2333			2357	0016	
Putney (PUT) d	2236	2253		2300	2306	2323	2330	2336	2353		2359	0019	0032
Barnes (BNS) d	2239			2303	2309		2333	2339			0003	0022	
Barnes Bridge (BNI) d	2241				2311			2341					
Chiswick (CHK) d	2244				2313			2344					
Kew Bridge (KWB) d	2246				2316			2346					
Brentford (BFD) d	2249				2319			2349					
Syon Lane (SYL) d	2251				2321			2351					
Isleworth (ISL) d	2253		←		2323			2353		←			
Hounslow (HOU) d	2257		2257		2326			2358		2358			
Mortlake (MTL) d	←			2305			2335	←			0005	0024	
North Sheen (NSH) d				2307			2337				0007	0026	
Richmond (RMD) ⑤ d		2259		2310		2329	2340		2359		0010	0029	0038
St Margarets (SMG) d				2312			2342				0012	0031	
Twickenham (TWI) d		2303	2311c	2315		2333	2345		0003	0012c	0015	0034	0042
Whitton (WTN) d			2301e	2318						0002e	0018		
Richmond (RMD) ⑤ a													
Hounslow (HOU) a													
Strawberry Hill (STW) a			2314				2348			0015		0037	0045s
Teddington (TED) a			2317				2351			0018			0048s
Hampton Wick (HMW) a			2320				2354			0021			0051s
Kingston (KNG) a			2322				2356			0023			0053
Feltham (FEL) a		2308		2322	2332	2338			0008		0022		
Ashford (Middlesex) (AFS) a				2326	2336						0026		
Staines (SNS) a		2315		2330	2340	2345			0015		0030		

**NOTES** (see introductory pages for explanation of train operator codes and standard symbols)

- a Arrival time
- d Departure time
- s Stops to set down only
- c Arrives 7 minutes earlier
- e Calls at Whitton before Twickenham
- A To Woking
- B To Reading
- C To Windsor & Eton Riverside
- E From London Waterloo via Hounslow

## Staines, Kingston, Twickenham, Richmond, Hounslow and Putney to London

## Mondays to Fridays

Operator Train ID Days of operation/Notes		SW 2U04	SW 2R90	SW 2H90 C	SW 2U06	SW 2C08 D	SW 2R02	SW 2K01	SW 2U08 E	SW 1S08 F	SW 2R03 G	SW 2C10 H	SW 2C10 J	SW 2K03 K	SW 2U10 E	SW 2S10	SW 2V05 L	SW 2R05 R	SW 2C12 A
Staines (SNS)	d	0453			0537	0553			0608	0603		0629	0629		0638	0624			0659
Ashford (Middlesex) (AFS)	d	0456			0540				0611	0606					0641	0627			
Feltham (FEL)	d	0501			0545	0559			0616	0611		0635	0635		0646	0632			0705
Kingston (KNG)	d							0559						0629					
Hampton Wick (HMW)	d							0601						0631					
Teddington (TED)	d							0605						0635					
Strawberry Hill (STW)	d			0539				0608						0638					
Whitton (WTN)	d	0505			0549				0620		0620				0650		0653	0650	
Twickenham (TWI)	d	0508		0543	0553	0606		0613	0623			0641	0641	0643	0653		0658		0711
St Margarets (SMG)	d	0510		0545				0615						0645			0700		
Richmond (RMD)	⊖ d	0514		0549	0558	0611		0619	0628			0645	0645	0649	0658		0704		0715
North Sheen (NSH)	d	0516		0551				0621						0651			0706		
Mortlake (MTL)	d	0518		0553				0623						0653			0708		
Hounslow (HOU)	d		0531					0601			0616	0631				0644c			0659
Isleworth (ISL)	d		0534					0604			0619	0634				0647			0702
Syon Lane (SYL)	d		0536					0606			0621	0636				0650			0705
Brentford (BFD)	d		0539					0609			0624	0639				0653			0708
Kew Bridge (KWB)	d		0541					0611			0626	0641				0655			0710
Chiswick (CHK)	d		0544					0614			0629	0644				0658			0713
Barnes Bridge (BNI)	d		0546					0616			0631	0646				0701			0716
Barnes (BNS)	d	0521	0549	0556				0619	0626		0634	0649		0656		0704	0711	0719	
Putney (PUT)	d	0524	0552	0559	0604	0618		0622	0629	0634	0637	0652	0652	0659	0704	0707	0714	0722	0722
Wandsworth Town (WNT)	d	0527	0555	0602				0625	0632		0640	0655		0702		0710	0717	0725	
Clapham Junction (CLJ)	ⓐ a	0530	0558	0605	0608	0622	0628	0635	0638	0643	0658	0656	0656	0705	0708	0713	0720	0728	0726
Queenstown Rd.(Battersea) (QRB)	a	0533	0601	0608				0631	0638		0646	0701			0708	0716	0723	0731	
Vauxhall (VXH)	⊖ a	0536	0604	0611	0614	0627	0634	0641	0644	0649	0704			0711	0714	0719	0726	0734	
London Waterloo (WAT)	⊖ a	0541	0609	0616	0619	0637	0639	0646	0649	0656	0713	0707	0710	0718	0721	0728	0737	0742	0739

Operator Train ID Days of operation/Notes		SW 2K05 T	SW 2U12 E	SW 1S12 B	SW 2H92 C	SW 2R07 R	SW 1N90 M	SW 2C14 A	SW 2K07 T	SW 2U14 E	SW 1S14 B	SW 2H94 C	SW 2C16 H	SW 2C16 J	SW 2R09 R	SW 2K09 T	SW 2U16 E	SW 2S16 B	SW 2H96 C	
Staines (SNS)	d		0708	0654				0718	0729		0738	0724		0758	0758			0808	0802	
Ashford (Middlesex) (AFS)	d		0711	0657				0721			0741	0727						0811	0805	
Feltham (FEL)	d		0716	0702				0726	0736		0746	0732		0805	0805			0816	0810	
Kingston (KNG)	d	0659							0729								0759			
Hampton Wick (HMW)	d	0701							0731								0801			
Teddington (TED)	d	0705							0735								0805			
Strawberry Hill (STW)	d	0708			0715				0738			0745				0808				0815
Whitton (WTN)	d		0720			0720	0730			0750					0750		0820			
Twickenham (TWI)	d	0713	0723		0726e		0734	0741	0743	0754		0757f	0810	0810		0813	0824		0827f	
St Margarets (SMG)	d	0715			0728				0745			0759				0815			0829	
Richmond (RMD)	⊖ d	0719	0728		0732		0738	0746	0749	0758		0802	0815	0815		0819	0828		0832	
North Sheen (NSH)	d	0721			0734				0751			0804				0821			0834	
Mortlake (MTL)	d	0723			0736				0753			0807				0823			0837	
Hounslow (HOU)	d			0714c		0730					0744c					0759			0816	
Isleworth (ISL)	d			0717		0733					0747					0802			0819	
Syon Lane (SYL)	d			0720		0736					0750					0805			0821	
Brentford (BFD)	d			0723		0738					0753					0808			0824	
Kew Bridge (KWB)	d			0725		0741					0755					0810			0826	
Chiswick (CHK)	d			0728		0743					0758					0813			0829	
Barnes Bridge (BNI)	d			0731		0746					0801					0816			0832	
Barnes (BNS)	d	0726		0734	0740	0749			0756		0804	0810			0819	0826		0835	0840	
Putney (PUT)	d	0729	0734	0737	0743	0752			0759	0805	0807	0813			0822	0829	0835	0838	0843	
Wandsworth Town (WNT)	d	0732		0740	0746	0755			0802		0810	0816			0825	0832		0841	0846	
Clapham Junction (CLJ)	ⓐ a	0735	0738	0743	0748	0758	0746	0754	0805	0809	0813	0818	0823	0823	0828	0835	0839	0844	0848	
Queenstown Rd.(Battersea) (QRB)	a	0738		0747	0752	0801			0808		0816	0822			0831	0838		0847	0852	
Vauxhall (VXH)	⊖ a	0741	0744	0751	0756	0804	0752		0811	0814	0819	0825			0834	0841	0844	0850	0855	
London Waterloo (WAT)	⊖ a	0748	0751	0757	0804	0811	0800	0808	0818	0821	0828	0834	0836	0838	0842	0849	0851	0858	0904	

NOTES (see introductory pages for explanation of train operator codes and standard symbols)

- |   |                                       |   |                                    |
|---|---------------------------------------|---|------------------------------------|
| a | Arrival time                          | L | From Hounslow                      |
| d | Departure time                        | M | From Farnham                       |
| c | Arrives 7 minutes earlier             | R | From London Waterloo via Richmond  |
| e | Arrives 8 minutes earlier             | T | From London Waterloo via Wimbledon |
| f | Arrives 9 minutes earlier             |   |                                    |
| A | From Reading                          |   |                                    |
| B | From Weybridge                        |   |                                    |
| C | From Shepperton                       |   |                                    |
| D | From Ascot                            |   |                                    |
| E | From Windsor & Eton Riverside         |   |                                    |
| F | From Woking                           |   |                                    |
| G | From Twickenham                       |   |                                    |
| H | Runs until 10 September. From Reading |   |                                    |
| J | Runs from 13 September. From Reading  |   |                                    |
| K | From Wimbledon                        |   |                                    |



## Staines, Kingston, Twickenham, Richmond, Hounslow and Putney to London

## Mondays to Fridays

Operator Train ID Days of operation/Notes	SW	SW	SW	SW	SW	SW	SW	SW	SW	SW	SW	SW	SW	SW	SW	SW	SW	SW	SW
	1N94 M	2V11 S	2R11 R	2K11 T	2C18 A	2U18 N	2U18 P	2S18 B	2V13 S	2R13 R	2C20 A	2K13 T	2U20 E	2S20 B	2V15 S	2R15 R	2C22 A	2K15 T	
Staines (SNS)	d	0818				0834	0840	0840	0830				0900		0910	0855			0929
Ashford (Middlesex) (AFS)	d	0821					0843	0843	0833				0913	0858					
Feltham (FEL)	d	0826				0842	0848	0848	0838				0906	0918	0903				0935
Kingston (KNG)	d				0829								0859						0929
Hampton Wick (HMW)	d				0831								0901						0931
Teddington (TED)	d				0835								0905						0935
Strawberry Hill (STW)	d				0838								0908						0938
Whitton (WTN)	d	0830	0833	0822			0852	0852		0854	0851		0922			0925	0920		
Twickenham (TWI)	d	0833	0837		0843	0848	0855	0855		0858			0912	0915	0925			0929	0941
St Margarets (SMG)	d				0845					0900			0917					0931	0945
Richmond (RMD)	⊖ d	0838	0842		0849	0854	0900	0900		0904			0916	0920	0930			0934	0949
North Sheen (NSH)	d				0851					0906			0922					0936	0951
Mortlake (MTL)	d				0853					0908			0925					0939	0953
Hounslow (HOU)	d			0829					0844		0901				0914			0917	0931
Isleworth (ISL)	d			0832					0847		0904				0917			0919	0934
Syon Lane (SYL)	d			0834					0849		0906				0919			0922	0936
Brentford (BFD)	d			0837					0852		0909				0922			0925	0939
Kew Bridge (KWB)	d			0840					0855		0911				0925			0928	0941
Chiswick (CHK)	d			0843					0858		0914				0928			0931	0944
Barnes Bridge (BNI)	d			0846					0901		0916				0931			0934	0946
Barnes (BNS)	d			0849	0856				0904	0911	0919			0928	0934	0942	0949	0956	0956
Putney (PUT)	d		0849	0852	0859		0906	0906	0907	0914	0922		0931	0936	0937	0945	0952	0959	0959
Wandsworth Town (WNT)	d		0852	0855	0902				0910	0917	0925		0934	0940	0948	0955	1002	1002	1002
Clapham Junction (CLJ)	ⓐ a	0846	0854	0858	0905	0902	0910	0910	0913	0920	0928	0924	0936	0940	0943	0951	0958	0953	1005
Queenstown Rd.(Battersea) (QRB)	a			0902	0908				0916	0923	0931		0940	0947	0954	1001	1008	1008	1008
Vauxhall (VXH)	⊖ a	0852	0901	0905	0911	0908	0916	0916	0919	0926	0934		0943	0946	0950	0957	1004	1012	1012
London Waterloo (WAT)	⊖ a	0900	0908	0913	0921	0916	0925	0923	0929	0934	0943	0940	0951	0953	0958	1002	1012	1004	1019

Operator Train ID Days of operation/Notes	SW	SW	SW	SW	SW	SW	SW	SW	SW	SW	SW	SW	SW	SW	SW	SW	SW	SW	SW
	2U22 E	2S22 B	2V17 S	2C24 A	2R17 R	2K17 T	2U24 E	2S24 B	2C26 A	2K19 T	2U26 E	2S26 B	2C28 A	2K21 T	2U28 E	2S28 B	2C30 A	2K23 T	
Staines (SNS)	d	0938	0933		0959				1008	1003	1029		1037	1033	1059			1108	1103
Ashford (Middlesex) (AFS)	d	0941	0936						1011	1006			1040	1036				1111	1106
Feltham (FEL)	d	0946	0941		1005				1016	1011	1035		1045	1041	1105			1116	1111
Kingston (KNG)	d					0959						1030						1059	1129
Hampton Wick (HMW)	d					1001						1032						1101	1131
Teddington (TED)	d					1005						1035						1105	1135
Strawberry Hill (STW)	d					1008						1038						1108	1138
Whitton (WTN)	d	0950		0953		0950			1020				1049					1120	1143
Twickenham (TWI)	d	0953		0958	1011				1013	1023		1041	1043	1053		1111	1113	1123	1141
St Margarets (SMG)	d			1000					1015				1045					1115	1145
Richmond (RMD)	⊖ d	0958		1004	1015				1019	1028		1045	1049	1058		1115	1119	1128	1145
North Sheen (NSH)	d			1006					1021				1051					1121	1151
Mortlake (MTL)	d			1008					1023				1053					1123	1153
Hounslow (HOU)	d		0946			1001					1016				1046				1116
Isleworth (ISL)	d		0949			1004					1019				1049				1119
Syon Lane (SYL)	d		0951			1006					1021				1051				1121
Brentford (BFD)	d		0954			1009					1024				1054				1124
Kew Bridge (KWB)	d		0956			1011					1026				1056				1126
Chiswick (CHK)	d		0959			1014					1029				1059				1129
Barnes Bridge (BNI)	d		1001			1016					1031				1101				1131
Barnes (BNS)	d		1004	1011		1019	1026		1034		1056				1104			1126	1134
Putney (PUT)	d	1004	1007	1014		1022	1029	1034	1037		1059	1104	1107		1129	1134	1137	1159	1159
Wandsworth Town (WNT)	d		1010	1017		1025	1032		1040		1102				1110			1132	1140
Clapham Junction (CLJ)	ⓐ a	1008	1013	1020	1024	1028	1035	1038	1043	1053	1105	1108	1113	1124	1135	1138	1143	1153	1205
Queenstown Rd.(Battersea) (QRB)	a		1016	1023		1031	1038		1047		1108				1117			1138	1146
Vauxhall (VXH)	⊖ a	1014	1020	1026		1034	1041	1044	1050		1111	1114	1120		1141	1144	1149	1211	1211
London Waterloo (WAT)	⊖ a	1019	1026	1032	1035	1041	1046	1049	1056	1104	1116	1119	1128	1134	1146	1149	1156	1204	1216

NOTES (see introductory pages for explanation of train operator codes and standard symbols)

- a Arrival time
- d Departure time
- A From Reading
- B From Weybridge
- E From Windsor & Eton Riverside
- M From Farnham
- N Runs from 13 September. From Windsor & Eton Riverside
- P Runs until 10 September. From Windsor & Eton Riverside
- R From London Waterloo via Richmond
- S From London Waterloo via Hounslow
- T From London Waterloo via Wimbledon

Staines, Kingston, Twickenham, Richmond, Hounslow and Putney to London

**Mondays to Fridays**

Operator Train ID Days of operation/Notes	SW	SW	SW	SW	SW	SW	SW	SW	SW	SW	SW	SW	SW	SW	SW	SW	SW	SW	SW	SW
	2U30 E	2S30 B	2C32 A	2K25 T	2U32 E	2S32 B	2C34 A	2K27 T	2U34 E	2S34 B	2C36 A	2K29 T	2U36 E	2S36 B	2C38 A	2K31 T	2U38 E	2S38 B		
Staines (SNS)	d	1138	1133	1159		1208	1203	1229		1238	1233	1259		1308	1303	1329		1338	1333	
Ashford (Middlesex) (AFS)	d	1141	1136			1211	1206			1241	1236			1311	1306			1341	1336	
Feltham (FEL)	d	1146	1141	1205		1216	1211	1235		1246	1241	1305		1316	1311	1335		1346	1341	
Kingston (KNG)	d				1159				1229				1259					1329		
Hampton Wick (HMW)	d				1201				1231				1301					1331		
Teddington (TED)	d				1205				1235				1305					1335		
Strawberry Hill (STW)	d				1208				1238				1308					1338		
Whitton (WTN)	d	1150				1220				1250				1320						1350
Twickenham (TWI)	d	1153		1211	1213	1223		1241	1243	1253		1311	1313	1323		1341	1343	1353		
St Margarets (SMG)	d				1215				1245				1315					1345		
Richmond (RMD)	⊖ d	1158		1215	1219	1228		1245	1249	1258		1315	1319	1328		1345	1349	1358		
North Sheen (NSH)	d				1221				1251				1321					1351		
Mortlake (MTL)	d				1223				1253				1323					1353		
Hounslow (HOU)	d		1146				1216				1246				1316					1346
Isleworth (ISL)	d		1149				1219				1249				1319					1349
Syon Lane (SYL)	d		1151				1221				1251				1321					1351
Brentford (BFD)	d		1154				1224				1254				1324					1354
Kew Bridge (KWB)	d		1156				1226				1256				1326					1356
Chiswick (CHK)	d		1159				1229				1259				1329					1359
Barnes Bridge (BNI)	d		1201				1231				1301				1331					1401
Barnes (BNS)	d		1204		1226		1234		1256		1304		1326		1334		1356		1404	
Putney (PUT)	d	1204	1207		1229	1234	1237		1259	1304	1307		1329	1334	1337		1359	1404	1407	
Wandsworth Town (WNT)	d		1210		1232		1240		1302		1310		1332		1340		1402		1410	
Clapham Junction (CLJ)	ⓐ a	1208	1213	1225	1235	1238	1243	1253	1305	1308	1313	1323	1335	1338	1343	1353	1405	1408	1413	
Queenstown Rd.(Battersea) (QRB)	a		1217		1238		1246		1308		1316		1338		1347		1408		1417	
Vauxhall (VXH)	⊖ a	1214	1220		1241	1244	1249		1311	1314	1319		1341	1344	1350		1411	1414	1420	
London Waterloo (WAT)	⊖ ⓐ a	1219	1226	1235	1246	1249	1256	1304	1316	1319	1326	1334	1346	1349	1356	1404	1416	1419	1426	

Operator Train ID Days of operation/Notes	SW	SW	SW	SW	SW	SW	SW	SW	SW	SW	SW	SW	SW	SW	SW	SW	SW	SW	SW	SW
	2C40 A	2K33 T	2U40 E	2S40 B	2C42 A	2K35 T	2U42 E	2S42 B	2C44 A	2K37 T	2U44 E	2S44 B	2C46 A	2K39 T	2U46 E	2S46 B	2V41 S	2C48 A		
Staines (SNS)	d	1359		1408	1403	1429		1438	1433	1459		1508	1503	1529		1538	1533		1559	
Ashford (Middlesex) (AFS)	d			1411	1406			1441	1436			1511	1506			1541	1536			
Feltham (FEL)	d	1405		1416	1411	1435		1446	1441	1505		1516	1511	1535		1546	1541			1605
Kingston (KNG)	d		1359				1429				1459				1529					
Hampton Wick (HMW)	d		1401				1431				1501				1531					
Teddington (TED)	d		1405				1435				1505				1535					
Strawberry Hill (STW)	d		1408				1438				1508				1538					
Whitton (WTN)	d			1420				1450				1520				1550			1553	
Twickenham (TWI)	d	1411	1413	1423		1441	1443	1453		1511	1513	1523		1541	1543	1553		1558	1611	
St Margarets (SMG)	d			1415			1445				1515				1545			1600		
Richmond (RMD)	⊖ d	1415	1419	1428		1445	1449	1458		1515	1519	1528		1545	1549	1558		1604	1615	
North Sheen (NSH)	d			1421			1451				1521				1551			1606		
Mortlake (MTL)	d			1423			1453				1523				1553			1608		
Hounslow (HOU)	d				1416				1446				1516				1546			
Isleworth (ISL)	d				1419				1449				1519				1549			
Syon Lane (SYL)	d				1421				1451				1521				1551			
Brentford (BFD)	d				1424				1454				1524				1554			
Kew Bridge (KWB)	d				1426				1456				1526				1556			
Chiswick (CHK)	d				1429				1459				1529				1559			
Barnes Bridge (BNI)	d				1431				1501				1531				1601			
Barnes (BNS)	d		1426		1434		1456		1504		1526		1534		1556		1604	1611		
Putney (PUT)	d		1429	1434	1437		1459	1504	1507	1529	1534	1537		1559	1604	1607	1614			
Wandsworth Town (WNT)	d		1432		1440		1502		1510		1532		1540		1602		1610	1617		
Clapham Junction (CLJ)	ⓐ a	1423	1435	1438	1443	1453	1505	1508	1513	1523	1535	1538	1543	1553	1605	1608	1613	1620	1623	
Queenstown Rd.(Battersea) (QRB)	a		1438		1446		1508		1516		1538		1546		1608		1616	1623		
Vauxhall (VXH)	⊖ a		1441	1444	1449		1511	1514	1519		1541	1544	1549		1611	1614	1619	1626		
London Waterloo (WAT)	⊖ ⓐ a	1434	1446	1449	1456	1507	1516	1519	1526	1535	1547	1550	1556	1607	1616	1619	1626	1635		

NOTES (see introductory pages for explanation of train operator codes and standard symbols)

- a Arrival time
- d Departure time
- A From Reading
- B From Weybridge
- E From Windsor & Eton Riverside
- S From London Waterloo via Hounslow
- T From London Waterloo via Wimbledon

## Staines, Kingston, Twickenham, Richmond, Hounslow and Putney to London

## Mondays to Fridays

Operator Train ID Days of operation/Notes	SW	SW	SW	SW	SW	SW	SW	SW	SW	SW	SW	SW	SW	SW	SW	SW	SW	SW	SW
	2R41 R	2K41 T	2U48 E	2S48 B	2V43 S	2C50 A	2R43 R	2K43 T	2U50 E	2S50 B	2V45 S	2C52 A	2R45 R	2K45 T	2U52 E	2S52 B	2V47 S	2C54 A	
Staines (SNS)	d		1608	1603		1629			1638	1633		1659			1708	1703		1729	
Ashford (Middlesex) (AFS)	d		1611	1606					1641	1636					1711	1706			
Feltham (FEL)	d		1616	1611		1635			1646	1641		1705			1716	1711		1735	
Kingston (KNG)	d	1559						1629						1659					
Hampton Wick (HMW)	d	1601						1631						1701					
Teddington (TED)	d	1605						1635						1705					
Strawberry Hill (STW)	d	1608						1638						1708					
Whitton (WTN)	d	1550	1620		1623		1620		1650		1652		1650		1720			1722	
Twickenham (TWI)	d	1613	1623		1628	1641		1643	1653		1658	1711		1713	1723		1727	1741	
St Margarets (SMG)	d	1615			1630			1645		1700				1715			1729		
Richmond (RMD)	d	1619	1628		1634	1645		1649	1658		1703	1715		1719	1728		1733	1745	
North Sheen (NSH)	d	1621			1636			1651			1705			1721			1735		
Mortlake (MTL)	d	1623			1638			1653			1708			1723			1737		
Hounslow (HOU)	d	1601			1616			1631			1646			1701			1716		
Isleworth (ISL)	d	1604			1619			1634			1649			1704			1719		
Syon Lane (SYL)	d	1606			1621			1636			1651			1706			1721		
Brentford (BFD)	d	1609			1624			1639			1654			1709			1724		
Kew Bridge (KWB)	d	1611			1626			1641			1656			1711			1726		
Chiswick (CHK)	d	1614			1629			1644			1659			1714			1729		
Barnes Bridge (BNI)	d	1616			1631			1646			1701			1716			1731		
Barnes (BNS)	d	1619	1626		1634	1641		1649	1656		1704	1711		1719	1726		1734	1740	
Putney (PUT)	d	1622	1629	1634	1637	1644		1652	1659	1704	1707	1714		1722	1729	1734	1737	1743	
Wandsworth Town (WNT)	d	1625	1632		1640	1647		1655	1702		1710	1717		1725	1732		1740	1746	
Clapham Junction (CLJ)	a	1628	1635	1638	1643	1650	1653	1658	1705	1709	1713	1721	1723	1728	1735	1738	1743	1751	1753
Queenstown Rd.(Battersea) (QRB)	a	1632	1638		1646	1653		1701	1708		1716	1725		1731	1738		1746	1755	
Vauxhall (VXH)	a	1636	1641	1644	1649	1656		1704	1712	1714	1719	1728		1734	1741	1744	1749	1758	
London Waterloo (WAT)	a	1641	1646	1649	1656	1705	1707	1711	1719	1719	1728	1737	1737	1741	1746	1749	1757	1805	1807

Operator Train ID Days of operation/Notes	SW	SW	SW	SW	SW	SW	SW	SW	SW	SW	SW	SW	SW	SW	SW	SW	SW	SW	SW
	2R47 R	2K47 T	2U86 P	2U86 N	2S54 B	2V49 S	2R49 R	2C56 A	2K49 T	2U56 E	2S56 B	2V51 S	2C58 A	2R51 R	2K51 T	2U58 E	2S58 B	2V53 S	
Staines (SNS)	d		1739	1739	1733			1759		1808	1803		1829			1838	1833		
Ashford (Middlesex) (AFS)	d		1742	1742	1736					1811	1806					1841	1836		
Feltham (FEL)	d		1747	1747	1741			1805		1816	1811		1835			1846	1841		
Kingston (KNG)	d	1729							1759						1829				
Hampton Wick (HMW)	d	1731							1801						1831				
Teddington (TED)	d	1735							1805						1835				
Strawberry Hill (STW)	d	1738							1808						1838				
Whitton (WTN)	d	1720	1751	1751		1754	1750			1820		1823		1820		1850		1853	
Twickenham (TWI)	d	1743	1755	1755		1758		1811	1813	1823		1828	1841		1843	1853		1858	
St Margarets (SMG)	d	1745				1800			1815			1830			1845			1900	
Richmond (RMD)	d	1749	1759	1759		1804		1815	1819	1828		1834	1845		1849	1858		1904	
North Sheen (NSH)	d	1751				1806			1821			1836			1851			1906	
Mortlake (MTL)	d	1753				1808			1823			1838			1853			1908	
Hounslow (HOU)	d	1731				1746		1802				1816			1831			1846	
Isleworth (ISL)	d	1734				1749		1805				1819			1834			1849	
Syon Lane (SYL)	d	1736				1751		1807				1821			1836			1851	
Brentford (BFD)	d	1739				1754		1809				1824			1839			1854	
Kew Bridge (KWB)	d	1741				1756		1812				1826			1841			1856	
Chiswick (CHK)	d	1744				1759		1814				1829			1844			1859	
Barnes Bridge (BNI)	d	1746				1801		1817				1831			1846			1901	
Barnes (BNS)	d	1749	1756			1804	1811	1819		1826		1834	1841		1849	1856		1904	1913
Putney (PUT)	d	1752	1759	1806	1806	1807	1814	1822		1829	1834	1837	1844		1852	1859	1904	1907	1916
Wandsworth Town (WNT)	d	1755	1802			1810	1817	1825		1832		1840	1847		1855	1902		1910	1919
Clapham Junction (CLJ)	a	1758	1805	1810	1810	1813	1822	1827	1827	1835	1838	1843	1851	1853	1858	1905	1908	1913	1921
Queenstown Rd.(Battersea) (QRB)	a	1801	1808			1816	1825	1831		1838		1846	1855		1901	1908		1916	1926
Vauxhall (VXH)	a	1804	1811	1816	1816	1819	1828	1835		1841	1844	1849	1858		1904	1911	1914	1919	1929
London Waterloo (WAT)	a	1811	1819	1821	1823	1826	1835	1841	1837	1849	1849	1856	1903	1905	1911	1916	1919	1926	1936

NOTES (see introductory pages for explanation of train operator codes and standard symbols)

- a Arrival time
- d Departure time
- A From Reading
- B From Weybridge
- E From Windsor & Eton Riverside
- N Runs from 13 September. From Windsor & Eton Riverside
- P Runs until 10 September. From Windsor & Eton Riverside
- R From London Waterloo via Richmond
- S From London Waterloo via Hounslow
- T From London Waterloo via Wimbledon

## Staines, Kingston, Twickenham, Richmond, Hounslow and Putney to London

## Mondays to Fridays

Operator Train ID Days of operation/Notes	SW 2C60 A	SW 2R53 R	SW 2K53 T	SW 2U60 E	SW 2S60 B	SW 2V55 S	SW 2C62 A	SW 2R55 R	SW 2K55 T	SW 2U62 E	SW 2S62 B	SW 2C64 A	SW 2K57 T	SW 2U64 E	SW 2S64 B	SW 2C66 A	SW 2K59 T	SW 2U66 E	
Staines (SNS)	d	1859		1908	1903		1929			1938	1933	1959		2008	2003	2029		2038	
Ashford (Middlesex) (AFS)	d			1911	1906					1941	1936			2011	2006			2041	
Feltham (FEL)	d	1905		1916	1911		1935			1946	1941	2005		2016	2011	2035		2046	
Kingston (KNG)	d		1859						1929				1959					2029	
Hampton Wick (HMW)	d		1901						1931				2001					2031	
Teddington (TED)	d		1905						1935				2005					2035	
Strawberry Hill (STW)	d		1908						1938				2008					2038	
Whitton (WTN)	d	1850		1920		1923		1920		1950				2020				2050	
Twickenham (TWI)	d	1911		1913	1923		1928	1941		1943	1953		2011	2013	2023		2041	2043	2053
St Margarets (SMG)	d			1915		1930				1945				2015				2045	2058
Richmond (RMD)	⊖ d	1915		1919	1928		1934	1945		1949	1958		2015	2019	2028		2045	2049	2058
North Sheen (NSH)	d			1921		1936				1951				2021				2051	
Mortlake (MTL)	d			1923		1938				1953				2023				2053	
Hounslow (HOU)	d		1901		1916			1931				1946				2016			
Isleworth (ISL)	d		1904		1919			1934				1949				2019			
Syon Lane (SYL)	d		1906		1921			1936				1951				2021			
Brentford (BFD)	d		1909		1924			1939				1954				2024			
Kew Bridge (KWB)	d		1911		1926			1941				1956				2026			
Chiswick (CHK)	d		1914		1929			1944				1959				2029			
Barnes Bridge (BNI)	d		1916		1931			1946				2001				2031			
Barnes (BNS)	d		1919	1926		1934	1941	1949	1956		2004		2026		2034		2056		
Putney (PUT)	d		1922	1929	1934	1937	1944	1952	1959	2004	2007		2029	2034	2037		2059	2104	
Wandsworth Town (WNT)	d		1925	1932		1940	1947	1955	2002		2010		2032		2040		2102		
Clapham Junction (CLJ)	ⓐ a	1927	1927	1935	1938	1943	1950	1953	1958	2005	2008	2013	2023	2035	2038	2043	2053	2105	2108
Queenstown Rd.(Battersea) (QRB)	a		1931	1938		1946	1953	2001	2008		2016		2038		2046		2108		
Vauxhall (VXH)	⊖ a		1935	1941	1944	1949	1956	2004	2011	2014	2020		2041	2044	2049		2111	2114	
London Waterloo (WAT)	⊖ ⓐ a	1939	1942	1946	1949	1956	2005	2007	2011	2016	2019	2026	2034	2046	2049	2055	2104	2119	2119

Operator Train ID Days of operation/Notes	SW 2S66 B	SW 2C68 A	SW 2K61 T	SW 2U68 E	SW 2S68 B	SW 2C70 A	SW 2K63 T	SW 2U70 E	SW 2S70 B	SW 2C72 H	SW 2C72 J	SW 2K65 T	SW 2U72 E	SW 2S72 B	SW 2C74 A	SW 2K67 T	SW 2U74 E	SW 2S74 B	
Staines (SNS)	d	2033	2059		2108	2103	2129		2138	2133	2159	2159		2208	2203	2229		2238	2233
Ashford (Middlesex) (AFS)	d	2036			2111	2106			2141	2136				2211	2206			2241	2236
Feltham (FEL)	d	2041	2105		2116	2111	2135		2146	2141	2205	2205		2216	2211	2235		2246	2241
Kingston (KNG)	d			2059				2129					2159					2229	
Hampton Wick (HMW)	d			2101				2131					2201					2231	
Teddington (TED)	d			2105				2135					2205					2235	
Strawberry Hill (STW)	d			2108				2138					2208					2238	
Whitton (WTN)	d			2120				2150					2220					2250	
Twickenham (TWI)	d		2111	2113	2123		2141	2143	2153		2211	2211	2213	2223		2241	2243	2253	
St Margarets (SMG)	d			2115				2145					2215					2245	
Richmond (RMD)	⊖ d		2115	2119	2128		2145	2149	2158		2215	2215	2219	2228		2245	2249	2258	
North Sheen (NSH)	d			2121				2151					2221					2251	
Mortlake (MTL)	d			2123				2153					2223					2253	
Hounslow (HOU)	d	2046				2116			2146							2216			2246
Isleworth (ISL)	d	2049				2119			2149							2219			2249
Syon Lane (SYL)	d	2051				2121			2151							2221			2251
Brentford (BFD)	d	2054				2124			2154							2224			2254
Kew Bridge (KWB)	d	2056				2126			2156							2226			2256
Chiswick (CHK)	d	2059				2129			2159							2229			2259
Barnes Bridge (BNI)	d	2101				2131			2201							2231			2301
Barnes (BNS)	d	2104		2126		2134		2156	2204			2226		2234		2256		2304	
Putney (PUT)	d	2107		2129	2134	2137	2159	2204	2207			2229	2234	2237		2259	2304	2307	
Wandsworth Town (WNT)	d	2110		2132		2140		2202	2210			2232		2240		2302		2310	
Clapham Junction (CLJ)	ⓐ a	2113	2123	2135	2138	2143	2153	2205	2208	2213	2223	2223	2235	2238	2243	2253	2304	2309	2313
Queenstown Rd.(Battersea) (QRB)	a	2116		2138		2146		2208	2216			2238		2246		2307		2316	
Vauxhall (VXH)	⊖ a	2119		2141	2144	2149		2211	2214	2219		2241	2244	2249		2311	2315	2319	
London Waterloo (WAT)	⊖ ⓐ a	2126	2134	2146	2149	2156	2207	2216	2219	2226	2235	2238	2246	2249	2257	2305	2317	2321	2326

NOTES (see introductory pages for explanation of train operator codes and standard symbols)

- a Arrival time
- d Departure time
- A From Reading
- B From Weybridge
- E From Windsor & Eton Riverside
- H Runs until 10 September. From Reading
- J Runs from 13 September. From Reading
- R From London Waterloo via Richmond
- S From London Waterloo via Hounslow
- T From London Waterloo via Wimbledon

## Staines, Kingston, Twickenham, Richmond, Hounslow and Putney to London

## Mondays to Fridays

Operator		SW	SW	SW	SW	SW	SW	SW	SW	SW	SW	SW	SW	SW	SW	SW	SW
Train ID		2C76	2K69	2U76	2S76	2S76	2K71	2S78	2S78	2U78	2U78	2C80	2K73	2C80	2S80		
Days of operation/Notes		A	T	E	FO B	FX B	T	FO B	FX B	FO P	FO Q	FX A	FO T	SM A	SM B		
Staines (SNS)	d	2259		2308	2303	2303		2333	2333	2343	2343	2352		0002	0006		
Ashford (Middlesex) (AFS)	d			2311	2306	2306		2336	2336	2346	2346				0009		
Feltham (FEL)	d	2305		2316	2311	2311		2341	2341	2351	2351	2359		0008	0014		
Kingston (KNG)	d		2259				2329							2355			
Hampton Wick (HMW)	d		2301				2331							2357			
Teddington (TED)	d		2305				2335							2359			
Strawberry Hill (STW)	d		2308				2338							0003			
Whitton (WTN)	d			2320						2355	2355						
Twickenham (TWI)	d	2311	2313	2323			2343			2358	2358	0006	0007	0014			
St Margarets (SMG)	d		2315				2345							0009			
Richmond (RMD)	d	2315	2319	2328			2349			0004	0004	0011	0012	0018			
North Sheen (NSH)	d		2321				2351							0014			
Mortlake (MTL)	d		2323				2353							0017			
Hounslow (HOU)	d				2316	2316		2346	2346								0020
Isleworth (ISL)	d				2319	2319		2349	2349								0023
Syon Lane (SYL)	d				2321	2321		2351	2351								0025
Brentford (BFD)	d				2324	2324		2354	2354								0027
Kew Bridge (KWB)	d				2326	2326		2356	2356								0030
Chiswick (CHK)	d				2329	2329		2359	2359								0032
Barnes Bridge (BNI)	d				2331	2331		0001	0001								0035
Barnes (BNS)	d		2326		2334	2334	2356	0004	0004					0020			0038
Putney (PUT)	d		2329	2334	2337	2337	2359	0007	0007	0010	0010			0023			0041
Wandsworth Town (WNT)	d		2332		2340	2340	0002	0010	0010					0026			0044
Clapham Junction (CLJ)	a	2323	2335	2338	2343	2343	0005	0013	0013	0016	0016	0020	0028	0026	0046		
Queenstown Rd.(Battersea) (QRB)	a		2338		2346	2346	0008	0016	0018					0032			0050
Vauxhall (VXH)	a		2341	2344	2349	2349	0011	0019	0022	0022	0022			0035			0054
London Waterloo (WAT)	a	2334	2346	2349	2354	2357	0017	0026	0027	0027	0029	0030	0040	0043	0100		

NOTES (see introductory pages for explanation of train operator codes and standard symbols)

- a Arrival time
- d Departure time
- A From Reading
- B From Weybridge
- E From Windsor & Eton Riverside
- P Runs until 10 September. From Windsor & Eton Riverside
- Q Runs from 17 September. From Windsor & Eton Riverside
- T From London Waterloo via Wimbledon
- FO Fridays only
- FX Not Fridays
- SM Saturday mornings

## Staines, Kingston, Twickenham, Richmond, Hounslow and Putney to London

## Saturdays

Operator Train ID Days of operation/Notes	SW 2U04	SW 2K99	SW 2U06	SW 2R02 D	SW 2K01	SW 2U08 G	SW 1S08 E	SW 2C10 C	SW 2K03 F	SW 2U10 G	SW 2S10	SW 2C12 C	SW 2K05 A	SW 2U12 G	SW 2S12 B	SW 2C14 C	SW 2K07 A	SW 2U14 G	
Staines (SNS)	d	0458		0537		0608	0603	0629		0638	0633	0659		0708	0703	0729		0738	
Ashford (Middlesex) (AFS)	d	0501		0540		0611	0606			0641	0636			0711	0706			0741	
Feltham (FEL)	d	0506		0545		0616	0611	0635		0646	0641	0705		0716	0711	0735		0746	
Kingston (KNG)	d				0559				0629				0659					0729	
Hampton Wick (HMW)	d				0601				0631				0701					0731	
Teddington (TED)	d				0605				0635				0705					0735	
Strawberry Hill (STW)	d		0538		0608				0638				0708					0738	
Whitton (WTN)	d	0510		0549	0542	0620				0650				0720				0750	
Twickenham (TWI)	d	0513	0543	0553		0613	0623		0641	0643	0653		0711	0713	0723		0741	0743	0753
St Margarets (SMG)	d	0515	0545			0615				0645			0715					0745	
Richmond (RMD)	⊖ d	0519	0549	0558		0619	0628		0645	0649	0658		0715	0719	0728		0745	0749	0758
North Sheen (NSH)	d	0521	0551			0621				0651			0721					0751	
Mortlake (MTL)	d	0523	0553			0623				0653			0723					0753	
Hounslow (HOU)	d				0547							0646				0716			
Isleworth (ISL)	d				0550					0619		0649				0719			
Syon Lane (SYL)	d				0552					0621		0651				0721			
Brentford (BFD)	d				0554					0624		0654				0724			
Kew Bridge (KWB)	d				0557					0626		0656				0726			
Chiswick (CHK)	d				0559					0629		0659				0729			
Barnes Bridge (BNI)	d				0602					0631		0701				0731			
Barnes (BNS)	d	0526	0556		0605	0626		0634		0656		0704		0726		0734		0756	
Putney (PUT)	d	0529	0559	0604	0608	0629	0634	0637		0659	0704	0707		0729	0734	0737		0759	0804
Wandsworth Town (WNT)	d	0532	0602		0611	0632		0640		0702		0710		0732		0740		0802	
Clapham Junction (CLJ)	ⓐ a	0535	0605	0608	0613	0635	0638	0643	0653	0705	0708	0713	0723	0735	0738	0743	0753	0805	0808
Queenstown Rd.(Battersea) (QRB)	a	0538	0608		0617	0638		0646		0708		0716		0738		0746		0808	
Vauxhall (VXH)	⊖ a	0541	0611	0614	0620	0641	0644	0649		0711	0714	0719		0741	0744	0749		0811	0814
London Waterloo (WAT)	⊖ ⓐ a	0546	0616	0619	0626	0647	0651	0656	0704	0716	0719	0726	0734	0746	0749	0756	0807	0816	0819

Operator Train ID Days of operation/Notes	SW 2S14 B	SW 2C16 C	SW 2K09 A	SW 2U16 G	SW 2S16 B	SW 2C18 C	SW 2K11 A	SW 2U18 G	SW 2S18 B	SW 2C20 C	SW 2K13 A	SW 2U20 G	SW 2S20 B	SW 2C22 C	SW 2K15 A	SW 2U22 G	SW 2S22 B	SW 2C24 C	
Staines (SNS)	d	0733	0759		0808	0803	0829		0838	0833	0859		0908	0903	0929		0938	0933	0959
Ashford (Middlesex) (AFS)	d	0736			0811	0806			0841	0836			0911	0906			0941	0936	
Feltham (FEL)	d	0741	0805		0816	0811	0835		0846	0841	0905		0916	0911	0935		0946	0941	1005
Kingston (KNG)	d			0759			0829					0859				0929			
Hampton Wick (HMW)	d			0801			0831					0901				0931			
Teddington (TED)	d			0805			0835					0905				0935			
Strawberry Hill (STW)	d			0808			0838					0908				0938			
Whitton (WTN)	d				0820			0850				0920				0950			
Twickenham (TWI)	d		0811	0813	0823		0841	0843	0853		0911	0913	0923		0941	0943	0953		1011
St Margarets (SMG)	d			0815			0845					0915				0945			
Richmond (RMD)	⊖ d		0815	0819	0828		0845	0849	0858		0915	0919	0928		0945	0949	0958		1015
North Sheen (NSH)	d			0821			0851					0921				0951			
Mortlake (MTL)	d			0823			0853					0923				0953			
Hounslow (HOU)	d	0746				0816				0846				0916				0946	
Isleworth (ISL)	d	0749				0819				0849				0919				0949	
Syon Lane (SYL)	d	0751				0821				0851				0921				0951	
Brentford (BFD)	d	0754				0824				0854				0924				0954	
Kew Bridge (KWB)	d	0756				0826				0856				0926				0956	
Chiswick (CHK)	d	0759				0829				0859				0929				0959	
Barnes Bridge (BNI)	d	0801				0831				0901				0931				1001	
Barnes (BNS)	d	0804		0826		0834		0856		0904		0926		0934		0956		1004	
Putney (PUT)	d	0807		0829	0834	0837		0859	0904	0907		0929	0934	0937		0959	1004	1007	
Wandsworth Town (WNT)	d	0810		0832		0840		0902		0910		0932		0940		1002		1010	
Clapham Junction (CLJ)	ⓐ a	0813	0823	0835	0838	0843	0853	0905	0908	0913	0923	0935	0938	0943	0953	1005	1008	1013	1023
Queenstown Rd.(Battersea) (QRB)	a	0816		0838		0846		0908		0916		0938		0946		1008		1016	
Vauxhall (VXH)	⊖ a	0819		0841	0844	0849		0911	0914	0919		0941	0944	0949		1011	1014	1019	
London Waterloo (WAT)	⊖ ⓐ a	0826	0837	0846	0849	0856	0906	0916	0919	0926	0936	0947	0949	0956	1004	1016	1019	1026	1034

NOTES (see introductory pages for explanation of train operator codes and standard symbols)

- a Arrival time
- d Departure time
- A From London Waterloo via Wimbledon
- B From Weybridge
- C From Reading
- D From Twickenham
- E From Woking
- F From Wimbledon
- G From Windsor & Eton Riverside

## Staines, Kingston, Twickenham, Richmond, Hounslow and Putney to London

## Saturdays

Operator Train ID Days of operation/Notes	SW	SW	SW	SW	SW	SW	SW	SW	SW	SW	SW	SW	SW	SW	SW	SW	SW	SW	
	2K17 A	2U24 G	2S24 B	2C26 C	2K19 A	2U26 G	2S26 B	2C28 C	2K21 A	2U28 G	2S28 B	2C30 C	2K23 A	2U30 G	2S30 B	2C32 C	2K25 A	2U32 G	
Staines (SNS)	d	1008	1003	1029		1038	1033	1059		1108	1103	1129		1138	1133	1159		1208	
Ashford (Middlesex) (AFS)	d	1011	1006			1041	1036			1111	1106			1141	1136			1211	
Feltham (FEL)	d	1016	1011	1035		1046	1041	1105		1116	1111	1135		1146	1141	1205		1216	
Kingston (KNG)	d	0959				1029				1059			1129					1159	
Hampton Wick (HMW)	d	1001				1031				1101			1131					1201	
Teddington (TED)	d	1005				1035				1105			1135					1205	
Strawberry Hill (STW)	d	1008				1038				1108			1138					1208	
Whitton (WTN)	d		1020				1050				1120			1150				1220	
Twickenham (TWI)	d	1013	1023		1041	1043	1053		1111	1113	1123		1141	1143	1153		1211	1213	1223
St Margarets (SMG)	d	1015				1045				1115			1145					1215	
Richmond (RMD)	⊖ d	1019	1028		1045	1049	1058		1115	1119	1128		1145	1149	1158		1215	1219	1228
North Sheen (NSH)	d	1021				1051				1121			1151					1221	
Mortlake (MTL)	d	1023				1053				1123			1153					1223	
Hounslow (HOU)	d			1016				1046				1116				1146			
Isleworth (ISL)	d			1019				1049				1119				1149			
Syon Lane (SYL)	d			1021				1051				1121				1151			
Brentford (BFD)	d			1024				1054				1124				1154			
Kew Bridge (KWB)	d			1026				1056				1126				1156			
Chiswick (CHK)	d			1029				1059				1129				1159			
Barnes Bridge (BNI)	d			1031				1101				1131				1201			
Barnes (BNS)	d	1026		1034		1056		1104		1126		1134		1156		1204		1226	
Putney (PUT)	d	1029	1034	1037		1059	1104	1107		1129	1134	1137		1159	1204	1207		1229	1234
Wandsworth Town (WNT)	d	1032		1040		1102		1110		1132		1140		1202		1210		1232	
Clapham Junction (CLJ)	ⓐ a	1035	1038	1043	1053	1105	1108	1113	1123	1135	1138	1143	1153	1205	1208	1213	1223	1235	1238
Queenstown Rd.(Battersea) (QRB)	a	1038		1046		1108		1116		1138		1146		1208		1216		1238	
Vauxhall (VXH)	⊖ a	1041	1044	1049		1111	1114	1119		1141	1144	1149		1211	1216	1219		1241	1244
London Waterloo (WAT)	⊖ ⓐ a	1046	1049	1056	1104	1116	1119	1126	1134	1147	1150	1156	1204	1216	1221	1226	1234	1246	1249

Operator Train ID Days of operation/Notes	SW	SW	SW	SW	SW	SW	SW	SW	SW	SW	SW	SW	SW	SW	SW	SW	SW	SW	
	2S32 B	2C34 C	2K27 A	2U34 G	2S34 B	2C36 C	2K29 A	2U36 G	2S36 B	2C38 C	2K31 A	2U38 G	2S38 B	2C40 C	2K33 A	2U40 G	2S40 B	2C42 C	
Staines (SNS)	d	1203	1229		1238	1233	1259		1308	1303	1329		1338	1333	1359		1408	1403	1429
Ashford (Middlesex) (AFS)	d	1206			1241	1236			1311	1306			1341	1336			1411	1406	
Feltham (FEL)	d	1211	1235		1246	1241	1305		1316	1311	1335		1346	1341	1405		1416	1411	1435
Kingston (KNG)	d			1229				1259				1329				1359			
Hampton Wick (HMW)	d			1231				1301				1331				1401			
Teddington (TED)	d			1235				1305				1335				1405			
Strawberry Hill (STW)	d			1238				1308				1338				1408			
Whitton (WTN)	d				1250				1320				1350				1420		
Twickenham (TWI)	d		1241	1243	1253		1311	1313	1323		1341	1343	1353		1411	1413	1423		1441
St Margarets (SMG)	d			1245				1315				1345				1415			
Richmond (RMD)	⊖ d		1245	1249	1258		1315	1319	1328		1345	1349	1358		1415	1419	1428		1445
North Sheen (NSH)	d			1251				1321				1351				1421			
Mortlake (MTL)	d			1253				1323				1353				1423			
Hounslow (HOU)	d	1216				1246				1316				1346				1416	
Isleworth (ISL)	d	1219				1249				1319				1349				1419	
Syon Lane (SYL)	d	1221				1251				1321				1351				1421	
Brentford (BFD)	d	1224				1254				1324				1354				1424	
Kew Bridge (KWB)	d	1226				1256				1326				1356				1426	
Chiswick (CHK)	d	1229				1259				1329				1359				1429	
Barnes Bridge (BNI)	d	1231				1301				1331				1401				1431	
Barnes (BNS)	d	1234		1256		1304		1326		1334		1356		1404		1426		1434	
Putney (PUT)	d	1237		1259	1304	1307		1329	1334	1337		1359	1404	1407		1429	1434	1437	
Wandsworth Town (WNT)	d	1240		1302		1310		1332		1340		1402		1410		1432		1440	
Clapham Junction (CLJ)	ⓐ a	1243	1253	1305	1308	1313	1323	1335	1338	1343	1354	1405	1408	1413	1423	1435	1438	1443	1453
Queenstown Rd.(Battersea) (QRB)	a	1246		1308		1316		1338		1347		1408		1417		1438		1446	
Vauxhall (VXH)	⊖ a	1249		1311	1314	1319		1341	1344	1350		1411	1414	1420		1441	1444	1449	
London Waterloo (WAT)	⊖ ⓐ a	1256	1304	1316	1319	1326	1334	1346	1349	1356	1404	1416	1419	1426	1434	1446	1449	1456	1504

NOTES (see introductory pages for explanation of train operator codes and standard symbols)

- a Arrival time
- d Departure time
- A From London Waterloo via Wimbledon
- B From Weybridge
- C From Reading
- G From Windsor & Eton Riverside

Staines, Kingston, Twickenham, Richmond, Hounslow and Putney to London

Saturdays

Operator Train ID Days of operation/Notes		SW 2K35 A	SW 2U42 G	SW 2S42 B	SW 2C44 C	SW 2K37 A	SW 2U44 G	SW 2S44 B	SW 2C46 C	SW 2K39 A	SW 2U46 G	SW 2S46 B	SW 2C48 C	SW 2K41 A	SW 2U48 G	SW 2S48 B	SW 2C50 C	SW 2K43 A	SW 2U50 G
Staines (SNS)	d		1438	1433	1459		1508	1503	1529		1538	1533	1559		1608	1603	1629		1638
Ashford (Middlesex) (AFS)	d		1441	1436			1511	1506			1541	1536			1611	1606			1641
Feltham (FEL)	d		1446	1441	1505		1516	1511	1535		1546	1541	1605		1616	1611	1635		1646
Kingston (KNG)	d	1429				1459				1529				1559					1629
Hampton Wick (HMW)	d	1431				1501				1531				1601					1631
Teddington (TED)	d	1435				1505				1535				1605					1635
Strawberry Hill (STW)	d	1438				1508				1538				1608					1638
Whitton (WTN)	d		1450				1520				1550				1620				1650
Twickenham (TWI)	d	1443	1453		1511	1513	1523		1541	1543	1553		1611	1613	1623		1641	1643	1653
St Margarets (SMG)	d	1445				1515				1545				1615					1645
Richmond (RMD)	⊖ d	1449	1458		1515	1519	1528		1545	1549	1558		1615	1619	1628		1645	1649	1658
North Sheen (NSH)	d	1451				1521				1551				1621					1651
Mortlake (MTL)	d	1453				1523				1553				1623					1653
Hounslow (HOU)	d			1446				1516				1546				1616			
Isleworth (ISL)	d			1449				1519				1549				1619			
Syon Lane (SYL)	d			1451				1521				1551				1621			
Brentford (BFD)	d			1454				1524				1554				1624			
Kew Bridge (KWB)	d			1456				1526				1556				1626			
Chiswick (CHK)	d			1459				1529				1559				1629			
Barnes Bridge (BNI)	d			1501				1531				1601				1631			
Barnes (BNS)	d	1456		1504		1526		1534		1556		1604		1626		1634		1656	
Putney (PUT)	d	1459	1504	1507		1529	1534	1537		1559	1604	1607		1629	1634	1637		1659	1704
Wandsworth Town (WNT)	d	1502		1510		1532		1540		1602		1610		1632		1640		1702	
Clapham Junction (CLJ)	ⓐ a	1505	1508	1513	1523	1535	1538	1543	1553	1605	1608	1613	1623	1635	1638	1643	1653	1705	1708
Queenstown Rd.(Battersea) (QRB)	a	1508		1516		1538		1547		1608		1616		1638		1646		1708	
Vauxhall (VXH)	⊖ a	1511	1514	1519		1541	1544	1550		1611	1614	1619		1641	1644	1649		1711	1714
London Waterloo (WAT)	⊖ ⓐ a	1516	1519	1526	1534	1546	1549	1556	1604	1616	1619	1626	1634	1646	1656	1704	1716	1719	

Operator Train ID Days of operation/Notes		SW 2S50 B	SW 2C52 C	SW 2K45 A	SW 2U52 G	SW 2S52 B	SW 2C54 C	SW 2K47 A	SW 2U54 G	SW 2S54 B	SW 2C56 C	SW 2K49 A	SW 2U56 G	SW 2S56 B	SW 2C58 C	SW 2K51 A	SW 2U58 G	SW 2S58 B	SW 2C60 C
Staines (SNS)	d	1633	1659		1708	1703	1729		1738	1733	1759		1808	1803	1829		1838	1833	1859
Ashford (Middlesex) (AFS)	d	1636			1711	1706			1741	1736			1811	1806			1841	1836	
Feltham (FEL)	d	1641	1705		1716	1711	1735		1746	1741	1805		1816	1811	1835		1846	1841	1905
Kingston (KNG)	d			1659				1729				1759				1829			
Hampton Wick (HMW)	d			1701				1731				1801				1831			
Teddington (TED)	d			1705				1735				1805				1835			
Strawberry Hill (STW)	d			1708				1738				1808				1838			
Whitton (WTN)	d				1720				1750				1820				1850		
Twickenham (TWI)	d		1711	1713	1723		1741	1743	1753		1811	1813	1823		1841	1843	1853		1911
St Margarets (SMG)	d			1715				1745				1815				1845			
Richmond (RMD)	⊖ d		1715	1719	1728		1745	1749	1758		1815	1819	1828		1845	1849	1858		1915
North Sheen (NSH)	d			1721				1751				1821				1851			
Mortlake (MTL)	d			1723				1753				1823				1853			
Hounslow (HOU)	d	1646				1716				1746				1816				1846	
Isleworth (ISL)	d	1649				1719				1749				1819				1849	
Syon Lane (SYL)	d	1651				1721				1751				1821				1851	
Brentford (BFD)	d	1654				1724				1754				1824				1854	
Kew Bridge (KWB)	d	1656				1726				1756				1826				1856	
Chiswick (CHK)	d	1659				1729				1759				1829				1859	
Barnes Bridge (BNI)	d	1701				1731				1801				1831				1901	
Barnes (BNS)	d	1704		1726		1734		1756		1804		1826		1834		1856		1904	
Putney (PUT)	d	1707		1729	1734	1737		1759	1804	1807		1829	1834	1837		1859	1904	1907	
Wandsworth Town (WNT)	d	1710		1732		1740		1802		1810		1832		1840		1902		1910	
Clapham Junction (CLJ)	ⓐ a	1713	1723	1735	1738	1743	1753	1805	1808	1813	1823	1835	1838	1843	1853	1905	1908	1913	1923
Queenstown Rd.(Battersea) (QRB)	a	1716		1738		1746		1808		1816		1838		1846		1908		1916	
Vauxhall (VXH)	⊖ a	1719		1741	1744	1749		1811	1814	1819		1841	1844	1849		1911	1914	1919	
London Waterloo (WAT)	⊖ ⓐ a	1726	1734	1746	1749	1756	1804	1816	1819	1826	1834	1846	1849	1856	1904	1916	1919	1926	1934

NOTES (see introductory pages for explanation of train operator codes and standard symbols)

- a Arrival time
- d Departure time
- A From London Waterloo via Wimbledon
- B From Weybridge
- C From Reading
- G From Windsor & Eton Riverside



Staines, Kingston, Twickenham, Richmond, Hounslow and Putney to London

Saturdays

Operator Train ID Days of operation/Notes		SW 2K53 A	SW 2U60 G	SW 2S60 B	SW 2C62 C	SW 2K55 A	SW 2U62 G	SW 2S62 B	SW 2C64 C	SW 2K57 A	SW 2U64 G	SW 2S64 B	SW 2C66 C	SW 2K59 A	SW 2U66 G	SW 2S66 B	SW 2C68 C	SW 2K61 A	SW 2U68 G
Staines (SNS)	d		1908	1903	1929		1938	1933	1959		2008	2003	2029		2038	2033	2059		2108
Ashford (Middlesex) (AFS)	d		1911	1906			1941	1936			2011	2006			2041	2036			2111
Feltham (FEL)	d		1916	1911	1935		1946	1941	2005		2016	2011	2035		2046	2041	2105		2116
Kingston (KNG)	d	1859				1929				1959				2029					2059
Hampton Wick (HMW)	d	1901				1931				2001				2031					2101
Teddington (TED)	d	1905				1935				2005				2035					2105
Strawberry Hill (STW)	d	1908				1938				2008				2038					2108
Whitton (WTN)	d		1920				1950				2020				2050				2120
Twickenham (TWI)	d	1913	1923		1941	1943	1953		2011	2013	2023		2041	2043	2053		2111	2113	2123
St Margarets (SMG)	d	1915				1945				2015				2045					2115
Richmond (RMD)	⊖ d	1919	1928		1945	1949	1958		2015	2019	2028		2045	2049	2058		2115	2119	2128
North Sheen (NSH)	d	1921				1951				2021				2051					2121
Mortlake (MTL)	d	1923				1953				2023				2053					2123
Hounslow (HOU)	d			1916				1946					2016				2046		
Isleworth (ISL)	d			1919				1949					2019				2049		
Syon Lane (SYL)	d			1921				1951					2021				2051		
Brentford (BFD)	d			1924				1954					2024				2054		
Kew Bridge (KWB)	d			1926				1956					2026				2056		
Chiswick (CHK)	d			1929				1959					2029				2059		
Barnes Bridge (BNI)	d			1931				2001					2031				2101		
Barnes (BNS)	d	1926		1934		1956		2004		2026		2034		2056		2104		2126	
Putney (PUT)	d	1929	1934	1937		1959	2004	2007		2029	2034	2037		2059	2104	2107		2129	2134
Wandsworth Town (WNT)	d	1932		1940		2002		2010		2032		2040		2102		2110		2132	
Clapham Junction (CLJ)	ⓐ a	1935	1938	1943	1953	2005	2008	2013	2023	2035	2038	2043	2053	2105	2108	2113	2123	2135	2138
Queenstown Rd.(Battersea) (QRB)	a	1938		1946		2008		2016		2038		2046		2108		2116		2138	
Vauxhall (VXH)	⊖ a	1941	1944	1949		2011	2014	2019		2041	2044	2049		2111	2114	2119		2141	2144
London Waterloo (WAT)	⊖ ⓐ a	1946	1949	1956	2004	2016	2019	2026	2034	2046	2049	2056	2104	2116	2119	2126	2134	2146	2149

Operator Train ID Days of operation/Notes		SW 2S68 B	SW 2C70 C	SW 2K63 A	SW 2U70 G	SW 2S70 B	SW 2C72 C	SW 2K65 A	SW 2U72 G	SW 2S72 B	SW 2C74 C	SW 2K67 A	SW 2U74 G	SW 2S74 B	SW 2C76 C	SW 2K69 A	SW 2U76 G	SW 2S76 B	SW 2C78 C
Staines (SNS)	d	2103	2129		2138	2133	2159		2208	2203	2229		2238	2233	2259		2308	2303	2329
Ashford (Middlesex) (AFS)	d	2106			2141	2136			2211	2206			2241	2236			2311	2306	
Feltham (FEL)	d	2111	2135		2146	2141	2205		2216	2211	2235		2246	2241	2305		2316	2311	2335
Kingston (KNG)	d			2129				2159					2229				2259		
Hampton Wick (HMW)	d			2131				2201					2231				2301		
Teddington (TED)	d			2135				2205					2235				2305		
Strawberry Hill (STW)	d			2138				2208					2238				2308		
Whitton (WTN)	d				2150				2220				2250				2320		
Twickenham (TWI)	d		2141	2143	2153		2211	2213	2223		2241	2243	2253		2311	2313	2323		2341
St Margarets (SMG)	d			2145				2215				2245				2315			
Richmond (RMD)	⊖ d		2145	2149	2158		2215	2219	2228		2245	2249	2258		2315	2319	2328		2345
North Sheen (NSH)	d			2151				2221				2251				2321			
Mortlake (MTL)	d			2153				2223				2253				2323			
Hounslow (HOU)	d	2116				2146				2216				2246				2316	
Isleworth (ISL)	d	2119				2149				2219				2249				2319	
Syon Lane (SYL)	d	2121				2151				2221				2251				2321	
Brentford (BFD)	d	2124				2154				2224				2254				2324	
Kew Bridge (KWB)	d	2126				2156				2226				2256				2326	
Chiswick (CHK)	d	2129				2159				2229				2259				2329	
Barnes Bridge (BNI)	d	2131				2201				2231				2301				2331	
Barnes (BNS)	d	2134		2156		2204		2226		2234		2256		2304		2326		2334	
Putney (PUT)	d	2137		2159	2204	2207		2229	2234	2237		2259	2304	2307		2329	2334	2337	
Wandsworth Town (WNT)	d	2140		2202		2210		2232		2240		2302		2310		2332		2340	
Clapham Junction (CLJ)	ⓐ a	2143	2153	2205	2208	2213	2223	2235	2238	2243	2253	2305	2308	2313	2323	2335	2339	2343	2353
Queenstown Rd.(Battersea) (QRB)	a	2146		2208		2216		2238		2246		2308		2316		2338		2346	
Vauxhall (VXH)	⊖ a	2149		2211	2214	2220		2241	2244	2249		2311	2315	2319		2341	2344	2349	
London Waterloo (WAT)	⊖ ⓐ a	2156	2204	2216	2219	2226	2234	2246	2249	2256	2304	2316	2323	2326	2334	2346	2349	2354	0002

NOTES (see introductory pages for explanation of train operator codes and standard symbols)

- a Arrival time
- d Departure time
- A From London Waterloo via Wimbledon
- B From Weybridge
- C From Reading
- G From Windsor & Eton Riverside

## Staines, Kingston, Twickenham, Richmond, Hounslow and Putney to London

## Saturdays

Operator Train ID Days of operation/Notes	SW	SW	SW	SW	SW	SW
	2K71 A	2S78 B	2U78 G	2K73 A	2C80 C	2S80 B
Staines (SNS)	d	2333	2343		0002	0006
Ashford (Middlesex) (AFS)	d	2336	2346			0009
Feltham (FEL)	d	2341	2351		0008	0014
Kingston (KNG)	d	2329			2355	
Hampton Wick (HMW)	d	2331			2357	
Teddington (TED)	d	2335			2359	
Strawberry Hill (STW)	d	2338			0003	
Whitton (WTN)	d		2355			
Twickenham (TWI)	d	2343	2358	0007	0014	
St Margarets (SMG)	d	2345		0009		
Richmond (RMD)	d	2349	0004	0012	0018	
North Sheen (NSH)	d	2351		0014		
Mortlake (MTL)	d	2353		0017		
Hounslow (HOU)	d		2346			0020
Isleworth (ISL)	d		2349			0023
Syon Lane (SYL)	d		2351			0025
Brentford (BFD)	d		2354			0027
Kew Bridge (KWB)	d		2356			0030
Chiswick (CHK)	d		2359			0032
Barnes Bridge (BNI)	d		0001			0035
Barnes (BNS)	d	2356	0004		0020	0037
Putney (PUT)	d	2359	0007	0010	0023	0040
Wandsworth Town (WNT)	d	0002	0010		0026	0043
Clapham Junction (CLJ)	a	0005	0013	0014	0028	0026
Queenstown Rd.(Battersea) (QRB)	a	0009	0016		0032	0050
Vauxhall (VXH)	a	0012	0019	0023	0035	0053
London Waterloo (WAT)	a	0017	0026	0028	0040	0042

**NOTES** (see introductory pages for explanation of train operator codes and standard symbols)

- a Arrival time
- d Departure time
- A From London Waterloo via Wimbledon
- B From Weybridge
- C From Reading
- G From Windsor & Eton Riverside

## Staines, Kingston, Twickenham, Richmond, Hounslow and Putney to London

## Sundays

Operator Train ID Days of operation/Notes		SW 2K05 A	SW 2U14 D	SW 2S14 B	SW 2C14 E	SW 2K09 A	SW 2U18 D	SW 1S18 F	SW 2C18 C	SW 2K13 A	SW 2C20 C	SW 2U22 D	SW 1S22 F	SW 2C22 C	SW 1U24 D	SW 2K17 A	SW 2C24 C	SW 2U26 D	SW 1S26 F
Staines (SNS)	d		0716	0721	0741		0816	0821	0841		0911	0916	0921	0941	0945		1011	1016	1021
Ashford (Middlesex) (AFS)	d		0719	0724			0819	0824				0919	0924		0948			1019	1024
Feltham (FEL)	d		0724	0729	0747		0824	0829	0847		0917	0924	0929	0947	0953		1017	1024	1029
Kingston (KNG)	d	0649				0749				0849						0949			
Hampton Wick (HMW)	d	0651				0751				0851						0951			
Teddington (TED)	d	0656				0756				0856						0956			
Strawberry Hill (STW)	d	0659				0759				0859						0959			
Whitton (WTN)	d		0728				0828					0928			0957			1028	
Twickenham (TWI)	d	0703	0732		0753	0803	0832		0853	0903	0923	0932		0953	1001	1003	1023	1032	
St Margarets (SMG)	d	0705	0734			0805	0834			0905		0934				1005		1034	
Richmond (RMD)	⊖ d	0709	0737		0757	0809	0837		0857	0909	0927	0937		0957	1005	1009	1027	1037	
North Sheen (NSH)	d	0711	0739			0811	0839			0911		0939				1011		1039	
Mortlake (MTL)	d	0713	0742			0813	0842			0913		0942				1013		1042	
Hounslow (HOU)	d			0735				0835					0935						1035
Isleworth (ISL)	d			0738				0838					0938						1038
Syon Lane (SYL)	d			0740				0840					0940						1040
Brentford (BFD)	d			0742				0842					0942						1042
Kew Bridge (KWB)	d			0745				0845					0945						1045
Chiswick (CHK)	d			0747				0847					0947						1047
Barnes Bridge (BNI)	d			0750				0850					0950						1050
Barnes (BNS)	d	0716	0745	0753		0816	0845	0853		0916		0945	0953			1016		1045	1053
Putney (PUT)	d	0719	0748	0756	0804	0819	0848	0856	0904	0919	0934	0948	0956	1004	1014	1019	1034	1048	1056
Wandsworth Town (WNT)	d	0722	0751	0759		0822	0851	0859		0922		0951	0959			1022		1051	1059
Clapham Junction (CLJ)	ⓐ a	0725	0753	0801	0808	0825	0853	0901	0908	0925	0938	0953	1001	1008	1018	1025	1038	1053	1101
Queenstown Rd.(Battersea) (QRB)	a	0728	0757	0805		0828	0857	0905		0928		0957	1005			1028		1057	1105
Vauxhall (VXH)	⊖ a	0731	0800	0808	0813	0831	0900	0908	0913	0931	0943	1000	1008	1013	1023	1031	1043	1100	1108
London Waterloo (WAT)	⊖ ⓐ a	0736	0806	0813	0822	0836	0906	0913	0920	0936	0950	1005	1013	1020	1029	1036	1050	1105	1113

Operator Train ID Days of operation/Notes		SW 2C26 C	SW 1U28 D	SW 2K21 A	SW 2C28 C	SW 2U30 D	SW 1S30 F	SW 2C30 C	SW 1U32 D	SW 2K25 A	SW 2C32 C	SW 2U34 D	SW 1S34 F	SW 2R27 G	SW 2C34 C	SW 1U36 D	SW 2K29 A	SW 2R27 G	SW 2C36 C
Staines (SNS)	d	1041	1045		1111	1116	1121	1141	1145		1211	1216	1221		1241	1245			1311
Ashford (Middlesex) (AFS)	d		1048			1119	1124		1148			1219	1224			1248			
Feltham (FEL)	d	1047	1053		1117	1124	1129	1147	1153		1217	1224	1229		1247	1253			1317
Kingston (KNG)	d			1049						1149				1235				1249	
Hampton Wick (HMW)	d			1051						1151				1237				1251	
Teddington (TED)	d			1056						1156				1240				1256	
Strawberry Hill (STW)	d			1059						1159				1243				1259	←
Whitton (WTN)	d		1057			1128			1157			1228		1259e		1257			1259e
Twickenham (TWI)	d	1053	1101	1103	1123	1132		1153	1201	1203	1223	1232		1256c	1253	1301	1303	1256c	1323
St Margarets (SMG)	d			1105		1134				1205		1234		↘			1305		
Richmond (RMD)	⊖ d	1057	1105	1109	1127	1137		1157	1205	1209	1227	1237			1257	1305	1309		1327
North Sheen (NSH)	d			1111		1139				1211		1239					1311		
Mortlake (MTL)	d			1113		1142				1213		1242					1313		
Hounslow (HOU)	d						1135						1235						1305
Isleworth (ISL)	d						1138						1238						1308
Syon Lane (SYL)	d						1140						1240						1310
Brentford (BFD)	d						1142						1242						1312
Kew Bridge (KWB)	d						1145						1245						1315
Chiswick (CHK)	d						1147						1247						1317
Barnes Bridge (BNI)	d						1150						1250						1320
Barnes (BNS)	d			1116		1145	1153			1216		1245	1253				1316	1323	
Putney (PUT)	d	1104	1114	1119	1134	1148	1156	1204	1214	1219	1234	1248	1256		1304	1314	1319	1326	1334
Wandsworth Town (WNT)	d			1122		1151	1159			1222		1251	1259				1322	1329	
Clapham Junction (CLJ)	ⓐ a	1108	1118	1125	1138	1153	1201	1208	1218	1225	1238	1253	1301		1308	1318	1325	1331	1338
Queenstown Rd.(Battersea) (QRB)	a			1128		1157	1205			1228		1257	1305				1328	1335	
Vauxhall (VXH)	⊖ a	1113	1123	1131	1143	1200	1208	1213	1223	1231	1243	1300	1308		1313	1323	1331	1338	1343
London Waterloo (WAT)	⊖ ⓐ a	1120	1129	1136	1150	1205	1213	1218	1229	1236	1248	1305	1313		1318	1329	1336	1343	1348

NOTES (see introductory pages for explanation of train operator codes and standard symbols)

- a Arrival time
- d Departure time
- c Arrives 10 minutes earlier
- e Calls at Whitton after Twickenham
- A From London Waterloo via Wimbledon
- B From Weybridge
- C From Reading
- D From Windsor & Eton Riverside
- E From Ascot
- F From Woking
- G To London Waterloo via Hounslow

Staines, Kingston, Twickenham, Richmond, Hounslow and Putney to London

Sundays

Operator Train ID Days of operation/Notes	SW 2U38 D	SW 1S38 F	SW 2R31 G	SW 2C38 C	SW 1U40 D	SW 2K33 A	SW 2R31	SW 2C40 C	SW 2U42 D	SW 1S42 F	SW 2R35 G	SW 2C42 C	SW 1U44 D	SW 2K37 A	SW 2R35	SW 2C44 C	SW 2U46 D	SW 1S46 F	
Staines (SNS)	d	1316	1321		1341	1345			1411	1416	1421		1441	1445			1511	1516	1521
Ashford (Middlesex) (AFS)	d	1319	1324			1348			1419	1424			1448					1519	1524
Feltham (FEL)	d	1324	1329		1347	1353			1417	1424	1429		1447	1453			1517	1524	1529
Kingston (KNG)	d			1335			1349						1435		1449				
Hampton Wick (HMW)	d			1337			1351						1437		1451				
Teddington (TED)	d			1340			1356						1440		1456				
Strawberry Hill (STW)	d			1343			1359	←					1443		1459	←			
Whitton (WTN)	d	1328		1359e		1357	1359e		1428		1459e		1457		1459e		1528		
Twickenham (TWI)	d	1332		1356c	1353	1401	1403	1356c	1423	1432		1456c	1453	1501	1503	1456c	1523	1532	
St Margarets (SMG)	d	1334		↳			1405			1434		↳			1505			1534	
Richmond (RMD)	⊖ d	1337			1357	1405	1408		1427	1437			1457	1505	1509		1527	1537	
North Sheen (NSH)	d	1339					1410			1439					1511			1539	
Mortlake (MTL)	d	1342					1413			1442					1513			1542	
Hounslow (HOU)	d		1335					1405				1435				1505			1535
Isleworth (ISL)	d		1338					1408				1438				1508			1538
Syon Lane (SYL)	d		1340					1410				1440				1510			1540
Brentford (BFD)	d		1342					1412				1442				1512			1542
Kew Bridge (KWB)	d		1345					1415				1445				1515			1545
Chiswick (CHK)	d		1347					1417				1447				1517			1547
Barnes Bridge (BNI)	d		1350					1420				1450				1520			1550
Barnes (BNS)	d	1345	1353				1416	1423		1445	1453				1516	1523		1545	1553
Putney (PUT)	d	1348	1356		1404	1414	1419	1426	1434	1448	1456		1504	1514	1519	1526	1534	1548	1556
Wandsworth Town (WNT)	d	1351	1359				1422	1429		1451	1459				1522	1529		1551	1559
Clapham Junction (CLJ)	ⓐ a	1353	1401		1408	1418	1424	1431	1438	1453	1501		1508	1518	1525	1531	1538	1553	1601
Queenstown Rd.(Battersea) (QRB)	a	1357	1405				1428	1435		1457	1505				1528	1535		1557	1605
Vauxhall (VXH)	⊖ a	1400	1408		1413	1423	1431	1438	1444	1500	1508		1513	1523	1531	1538	1543	1600	1608
London Waterloo (WAT)	⊖ ⓐ a	1405	1413		1423	1429	1441	1443	1456	1505	1513		1518	1529	1536	1543	1548	1605	1613

Operator Train ID Days of operation/Notes	SW 2R39 G	SW 2C46 C	SW 1U48 D	SW 2K41 A	SW 2R39	SW 2C48 C	SW 2U50 D	SW 1S50 F	SW 2R43 G	SW 2C50 C	SW 1U52 D	SW 2K45 A	SW 2R43	SW 2C52 C	SW 2U54 D	SW 1S54 F	SW 2R47 G	SW 2C54 C	
Staines (SNS)	d		1541	1545			1611	1616	1621		1641	1645			1711	1716	1721		1741
Ashford (Middlesex) (AFS)	d			1548				1619	1624			1648				1719	1724		
Feltham (FEL)	d		1547	1553			1617	1624	1629		1647	1653			1717	1724	1729		1747
Kingston (KNG)	d	1535			1549					1635		1649							1735
Hampton Wick (HMW)	d	1537			1551					1637		1651							1737
Teddington (TED)	d	1540			1556					1640		1656							1740
Strawberry Hill (STW)	d	1543			1559	←				1643		1659	←						1743
Whitton (WTN)	d	1559e		1557		1559e		1628		1659e		1657		1659e		1728		1759e	
Twickenham (TWI)	d	1556c	1553	1601	1603	1556c	1623	1632		1656c	1653	1701	1703	1656c	1723	1732		1756c	1753
St Margarets (SMG)	d	↳			1605			1634		↳		1705			1734		↳		
Richmond (RMD)	⊖ d		1557	1605	1609		1627	1637		↳	1657	1705	1709		1727	1737			1757
North Sheen (NSH)	d				1611			1639				1711			1739				
Mortlake (MTL)	d				1613			1642				1713			1742				
Hounslow (HOU)	d				1605			1635				1705				1735			
Isleworth (ISL)	d				1608			1638				1708				1738			
Syon Lane (SYL)	d				1610			1640				1710				1740			
Brentford (BFD)	d				1612			1642				1712				1742			
Kew Bridge (KWB)	d				1615			1645				1715				1745			
Chiswick (CHK)	d				1617			1647				1717				1747			
Barnes Bridge (BNI)	d				1620			1650				1720				1750			
Barnes (BNS)	d				1616	1623		1645	1653			1716	1723		1745	1753			
Putney (PUT)	d		1604	1614	1619	1626	1634	1648	1656		1704	1714	1719	1726	1734	1748	1756		1804
Wandsworth Town (WNT)	d				1622	1629		1651	1659			1722	1729		1751	1759			
Clapham Junction (CLJ)	ⓐ a		1608	1618	1625	1631	1638	1653	1701		1708	1718	1725	1731	1738	1753	1801		1808
Queenstown Rd.(Battersea) (QRB)	a				1628	1635		1657	1705			1728	1735		1757	1805			
Vauxhall (VXH)	⊖ a		1613	1623	1631	1638	1643	1700	1708		1713	1723	1731	1738	1743	1800	1808		1813
London Waterloo (WAT)	⊖ ⓐ a		1618	1629	1636	1643	1648	1705	1713		1718	1729	1736	1743	1748	1805	1813		1818

NOTES (see introductory pages for explanation of train operator codes and standard symbols)

- a Arrival time
- d Departure time
- c Arrives 10 minutes earlier
- e Calls at Whitton after Twickenham
- A From London Waterloo via Wimbledon
- C From Reading
- D From Windsor & Eton Riverside
- F From Woking
- G To London Waterloo via Hounslow

## Staines, Kingston, Twickenham, Richmond, Hounslow and Putney to London

## Sundays

Operator Train ID Days of operation/Notes	SW 1U56 D	SW 2K49 A	SW 2R47	SW 2C56 C	SW 2U58 D	SW 1S58 F	SW 2R51 G	SW 2C58 C	SW 1U60 D	SW 2K53 A	SW 2R51	SW 2C60 C	SW 2U62 D	SW 1S62 F	SW 2R55 G	SW 2C62 C	SW 1U64 D	SW 2K57 A	
Staines (SNS)	d	1745			1811	1816	1821		1841	1845			1911	1916	1921		1941	1945	
Ashford (Middlesex) (AFS)	d	1748				1819	1824			1848				1919	1924			1948	
Feltham (FEL)	d	1753			1817	1824	1829		1847	1853			1917	1924	1929		1947	1953	
Kingston (KNG)	d		1749					1835			1849					1935			1949
Hampton Wick (HMW)	d		1751					1837			1851					1937			1951
Teddington (TED)	d		1756					1840			1856					1940			1956
Strawberry Hill (STW)	d		1759	←				1843			1859	←				1943			1959
Whitton (WTN)	d	1757		1759e		1828		1859e		1857		1859e		1928		1959e		1957	
Twickenham (TWI)	d	1801	1803	1756c	1823	1832		1856c	1853	1901	1903	1856c	1923	1932		1956c	1953	2001	2003
St Margarets (SMG)	d		1805			1834		←			1905			1934		←			2005
Richmond (RMD)	⊖ d	1805	1809		1827	1837			1857	1905	1909		1927	1937			1957	2005	2009
North Sheen (NSH)	d		1811			1839					1911			1939					2011
Mortlake (MTL)	d		1813			1842					1913			1942					2013
Hounslow (HOU)	d			1805			1835						1905			1935			
Isleworth (ISL)	d			1808			1838						1908			1938			
Syon Lane (SYL)	d			1810			1840						1910			1940			
Brentford (BFD)	d			1812			1842						1912			1942			
Kew Bridge (KWB)	d			1815			1845						1915			1945			
Chiswick (CHK)	d			1817			1847						1917			1947			
Barnes Bridge (BNI)	d			1820			1850						1920			1950			
Barnes (BNS)	d		1816	1823		1845	1853				1916	1923		1945	1953				2016
Putney (PUT)	d	1814	1819	1826	1834	1848	1856		1904	1914	1919	1926	1934	1948	1956		2004	2014	2019
Wandsworth Town (WNT)	d		1822	1829		1851	1859				1922	1929		1951	1959				2022
Clapham Junction (CLJ)	ⓐ a	1818	1825	1831	1838	1853	1901		1908	1918	1925	1931	1938	1953	2001		2008	2018	2025
Queenstown Rd.(Battersea) (QRB)	a		1828	1835		1857	1905				1928	1935		1957	2005				2028
Vauxhall (VXH)	⊖ a	1823	1831	1838	1843	1900	1908		1913	1923	1931	1938	1943	2000	2008		2013	2023	2031
London Waterloo (WAT)	⊖ ⓐ a	1829	1836	1843	1848	1905	1913		1918	1929	1936	1943	1948	2005	2013		2018	2029	2036

Operator Train ID Days of operation/Notes	SW 2R55 D	SW 2C64 C	SW 2U66 D	SW 1S66 F	SW 2R59 G	SW 2C66 C	SW 1U68 D	SW 2K61 A	SW 2R59	SW 2C68 C	SW 2U70 D	SW 1S70 F	SW 2R63 G	SW 2C70 C	SW 2K65 A	SW 2R63	SW 2C72 C	SW 2U74 D	
Staines (SNS)	d		2011	2016	2021		2041	2045			2111	2116	2121		2141			2211	2216
Ashford (Middlesex) (AFS)	d			2019	2024			2048				2119	2124						2219
Feltham (FEL)	d		2017	2024	2029		2047	2053			2117	2124	2129		2147			2217	2224
Kingston (KNG)	d				2035			2049						2135	2149				
Hampton Wick (HMW)	d				2037			2051						2137	2151				
Teddington (TED)	d				2040			2056						2140	2156				
Strawberry Hill (STW)	d	←			2043			2059	←					2143	2159	←			
Whitton (WTN)	d	1959e		2028		2059e		2057		2059e		2128		2159e		2159e		2228	
Twickenham (TWI)	d	1956c	2023	2032		2056c	2053	2101	2103	2056c	2123	2132		2156c	2153	2203	2156c	2223	2232
St Margarets (SMG)	d			2034		←			2105			2134		←		2205			2234
Richmond (RMD)	⊖ d		2027	2037			2057	2105	2109		2127	2137			2157	2209		2227	2237
North Sheen (NSH)	d			2039					2111			2139				2211			2239
Mortlake (MTL)	d			2042					2113			2142				2213			2242
Hounslow (HOU)	d	2005			2035					2105			2135					2205	
Isleworth (ISL)	d	2008			2038					2108			2138					2208	
Syon Lane (SYL)	d	2010			2040					2110			2140					2210	
Brentford (BFD)	d	2012			2042					2112			2142					2212	
Kew Bridge (KWB)	d	2015			2045					2115			2145					2215	
Chiswick (CHK)	d	2017			2047					2117			2147					2217	
Barnes Bridge (BNI)	d	2020			2050					2120			2150					2220	
Barnes (BNS)	d	2023		2045	2053				2116	2123		2145	2153			2216	2223		2245
Putney (PUT)	d	2026	2034	2048	2056		2104	2114	2119	2126	2134	2148	2156		2204	2219	2226	2234	2248
Wandsworth Town (WNT)	d	2029		2051	2059				2122	2129		2151	2159			2222	2229		2251
Clapham Junction (CLJ)	ⓐ a	2031	2038	2053	2101		2108	2118	2125	2131	2138	2153	2201		2208	2225	2231	2238	2253
Queenstown Rd.(Battersea) (QRB)	a	2035		2057	2105				2128	2135		2157	2205			2228	2235		2257
Vauxhall (VXH)	⊖ a	2038	2043	2100	2108		2113	2123	2131	2138	2143	2200	2208		2213	2231	2238	2243	2300
London Waterloo (WAT)	⊖ ⓐ a	2043	2048	2105	2113		2118	2129	2136	2143	2148	2205	2213		2218	2236	2243	2248	2305

NOTES (see introductory pages for explanation of train operator codes and standard symbols)

- a Arrival time
- d Departure time
- c Arrives 10 minutes earlier
- e Calls at Whitton after Twickenham
- A From London Waterloo via Wimbledon
- C From Reading
- D From Windsor & Eton Riverside
- F From Woking
- G To London Waterloo via Hounslow

## Staines, Kingston, Twickenham, Richmond, Hounslow and Putney to London

## Sundays

Operator		SW	SW	SW	SW	SW	SW	SW	SW	SW
Train ID		1S74	2R67	2C74	2K69	2R67	2C76	2U78	1S78	2C78
Days of operation/Notes		F	G	C	A		C	D	F	C
Staines (SNS)	d	2221		2241			2311	2316	2321	2341
Ashford (Middlesex) (AFS)	d	2224						2319	2324	
Feltham (FEL)	d	2229		2247			2317	2324	2329	2347
Kingston (KNG)	d		2235		2249					
Hampton Wick (HMW)	d		2237		2251					
Teddington (TED)	d		2240		2256					
Strawberry Hill (STW)	d		2243		2259	←				
Whitton (WTN)	d		2259e			2259e		2328		
Twickenham (TWI)	d		2256c	2253	2303	2256c	2323	2332		2354
St Margarets (SMG)	d		↔		2305			2334		
Richmond (RMD)	d			2257	2309		2327	2337		2358
North Sheen (NSH)	d				2311			2339		
Mortlake (MTL)	d				2313			2342		
Hounslow (HOU)	d	2235				2305			2335	
Isleworth (ISL)	d	2238				2308			2338	
Syon Lane (SYL)	d	2240				2310			2340	
Brentford (BFD)	d	2242				2312			2342	
Kew Bridge (KWB)	d	2245				2315			2345	
Chiswick (CHK)	d	2247				2317			2347	
Barnes Bridge (BNI)	d	2250				2320			2350	
Barnes (BNS)	d	2253			2316	2323		2345	2353	
Putney (PUT)	d	2256		2304	2319	2326	2334	2348	2356	0005
Wandsworth Town (WNT)	d	2259			2322	2329		2351	2359	
Clapham Junction (CLJ)	ⓐ a	2301		2308	2325	2331	2338	2353	0001	0009
Queenstown Rd.(Battersea) (QRB)	a	2305			2328	2335		2359	0005	
Vauxhall (VXH)	ⓐ a	2308		2313	2331	2338	2343	0003	0008	0014
London Waterloo (WAT)	ⓐ ⓑ a	2313		2318	2336	2343	2348	0008	0014	0019

NOTES (see introductory pages for explanation of train operator codes and standard symbols)

- a Arrival time
- d Departure time
- c Arrives 10 minutes earlier
- e Calls at Whitton after Twickenham
- A From London Waterloo via Wimbledon
- C From Reading
- D From Windsor & Eton Riverside
- F From Woking
- G To London Waterloo via Hounslow