

London to Kettering, Corby, Leicester, Nottingham, Derby, Chesterfield and Sheffield

**Mondays to Fridays until 8 October**

Operator Train ID 1st Class/Reservations/Bus Catering facilities	EM	EM	EM	EM	EM	EM	EM	EM	EM	EM	EM	EM	EM	EM	EM	EM	EM	EM
	1F00 ◇	2L09	1D01 ◇	1F01 ◇	1D01 ◇	2L57	1Y00 ◇	1F03 ◇	1D06 ◇	1Y01 ◇	1F07 ◇	2L59	1D08 ◇	2L59	1Y03 ◇	1F10 ◇	1D11 ◇	1Y05 ◇
St Pancras International (STP)  d				0527			0545	0559	0605	0617	0632		0635		0647	0702	0705	0718
Luton Airport Parkway (LTN)  d							0607			0643					0709			0742
Luton (LUT)  d							0610			0646					0712			0745
Bedford (BDM)  d							0626		0639	0701		0711		0728				0800
Wellingborough (WEL) d							0637	0642		0713				0739		0751		0811
Kettering (KET) a							0644		0653	0721			0726		0747		0757	0819
Kettering (KET) d	0524		0608				0646		0654	0722			0727		0748		0758	0820
Corby (COR) d							0654a			0730a					0756a			0828a
Oakham (OKM) a																		
Melton Mowbray (MMO) a																		
Market Harborough (MHR) d	0534		0618						0704				0737					0808
Leicester (LEI) a	0547		0632	0636	←			0705	0718		0741		0749			0809	0822	
Leicester (LEI) d	0548	0632	0641	0637	0641	0638		0706	0719		0742	0742	0750			0810	0825	
Syston (SYS) d		0639	←			0647						0749						
Sileby (SIL) d		0644				0652						0754						
Barrow Upon Soar (BWS) d		0649				0658						0758		←				
Loughborough (LBO) d	0558	0653a		0647	0652	0704			0729		0752	0803		0803			0835	
East Midlands Parkway (EMD)  d	0606			0656	0700	0713			0737		0800	←		0812			0842	
Attenborough (ATB) d						0721								0819				
Beeston (BEE) d					0707	0725			0743					0823			0850	
Nottingham (NOT)  a					0713	0732			0750				0812	0830			0857	
Newark Castle (NCT) a						0802								0900				
Lincoln (LCN) a						0834								0930				
Grimsby Town (GMB) a														1023				
Long Eaton (LGE) d	0610			0701										0804				
Derby (DBY)  a	0619			0710					0728					0814			0830	
Chesterfield (CHD) a	0641			0729					0746					0832			0851	
Sheffield (SHF)  a	0708			0744					0759					0845			0904	

Operator Train ID 1st Class/Reservations/Bus Catering facilities	EM	EM	EM	EM	EM	EM	EM	EM	EM	EM	EM	EM	EM	EM	EM	EM	EM	EM
	1F12 ◇	2L61	1D13 ◇	2L61	1Y07 ◇	1F15 ◇	1D16 ◇	1Y09 ◇	1F17 ◇	2L63	1D18 ◇	2L63	1Y11 ◇	1F20 ◇	1D21 ◇	1Y13 ◇	1F22 ◇	2L65
St Pancras International (STP)  d	0730		0735		0749	0803	0806	0817	0832		0835		0847	0902	0905	0915	0932	
Luton Airport Parkway (LTN)  d					0811			0842					0912			0937		
Luton (LUT)  d					0814			0845					0915			0940		
Bedford (BDM)  d					0830			0901					0930			0956		
Wellingborough (WEL) d					0841			0912					0942			1007		
Kettering (KET) a			0825		0849		0854	0919			0924		0950		0955	1014		
Kettering (KET) d			0826		0850		0855	0921			0925		0951		0956	1016		
Corby (COR) d					0858a			0929a					0959a			1024a		
Oakham (OKM) a																		
Melton Mowbray (MMO) a																		
Market Harborough (MHR) d			0836			0905					0935			1006				
Leicester (LEI) a	0839		0848			0908	0919		0939		0947			1009	1019		1036	
Leicester (LEI) d	0840	0842	0849			0909	0920		0940	0944	0949			1010	1020		1037	1043
Syston (SYS) d		0849								0952								1050
Sileby (SIL) d		0854								0957								1055
Barrow Upon Soar (BWS) d		0858		←						1002		←						1059
Loughborough (LBO) d	0850	0903		0903			0930		0950	1007		1007		1030		1047	1104	
East Midlands Parkway (EMD)  d	0857	→		0912			0938		0958	→		1016		1038		1054	→	
Attenborough (ATB) d				0918								1024						
Beeston (BEE) d				0922			0944					1028			1044			
Nottingham (NOT)  a			0911	0927			0949				1011	1033			1050			
Newark Castle (NCT) a				0956									1056					
Lincoln (LCN) a				1027									1128					
Grimsby Town (GMB) a													1221					
Long Eaton (LGE) d	0902								1002									1059
Derby (DBY)  a	0911					0930			1011					1030			1108	
Chesterfield (CHD) a	0929					0948			1029					1049			1126	
Sheffield (SHF)  a	0942					1001			1042					1103			1142	

NOTES (see introductory pages for explanation of train operator codes and standard symbols)

- a Arrival time
- d Departure time

London to Kettering, Corby, Leicester, Nottingham, Derby, Chesterfield and Sheffield

**Mondays to Fridays until 8 October**

Operator Train ID Days of operation/Notes 1st Class/Reservations/Bus Catering facilities	EM 1D23	EM 2L65	EM 1Y15	EM 1F25	EM 1D26	EM 1Y17	EM 1F27	EM 2L67	EM 1D28	EM 2L67	EM 1M19 WO	EM 1M19 WX	EM 1F30	EM 1D31	EM 1Y21	EM 1F32	EM 2L69	EM 1D33
St Pancras International (STP)  d	0935		0945	1002	1005	1015	1032		1035		1045	1045	1102	1105	1115	1132		1135
Luton Airport Parkway (LTN)  d			1007			1037					1107	1107			1137			
Luton (LUT)  d			1010			1040					1111	1111			1140			
Bedford (BDM)  d			1026			1056					1125	1125			1156			
Wellingborough (WEL)  d			1037			1107					1136	1136			1207			
Kettering (KET)  a	1021		1045		1052	1115			1121		1143	1143		1153	1214			1220
Kettering (KET)  d	1022		1046		1053	1117			1122		1144	1144		1154	1216			1221
Corby (COR)  d			1054a			1125a					1152a	1153			1224a			
Oakham (OKM)  a												1213						
Melton Mowbray (MMO)  a												1225						
Market Harborough (MHR)  d	1032				1103				1132					1204				1231
Leicester (LEI)  a	1046			1107	1117		1136		1146				1206	1217		1234		1245
Leicester (LEI)  d	1047			1108	1118		1137	1143	1147				1207	1218		1235	1243	1246
Syston (SYS)  d								1150									1250	
Sileby (SIL)  d								1155									1255	
Barrow Upon Soar (BWS)  d		←						1159		←							1259	
Loughborough (LBO)  d		1104			1128		1147	1204		1204				1228		1247		1304
East Midlands Parkway (EMD)  d		1113			1135		1154	→		1213				1235		1254		→
Attenborough (ATB)  d		1119								1219								
Beeston (BEE)  d		1123			1142					1223				1242				
Nottingham (NOT)  a	1107	1131			1150				1208	1230				1248				1307
Newark Castle (NCT)  a		1156								1256								
Lincoln (LCN)  a		1225								1329								
Grimsby Town (GMB)  a										1422								
Long Eaton (LGE)  d							1159										1259	
Derby (DBY)  a				1129			1208						1227		1308			
Chesterfield (CHD)  a				1147			1228						1246		1327			
Sheffield (SHF)  a				1201			1242						1300		1342			

Operator Train ID 1st Class/Reservations/Bus Catering facilities	EM 2L69	EM 1Y23	EM 1F35	EM 1D36	EM 1Y25	EM 1F37	EM 2L71	EM 1D38	EM 2L71	EM 1Y27	EM 1F40	EM 1D41	EM 1Y29	EM 1F42	EM 2L73	EM 1D43	EM 2L73	EM 1Y31
St Pancras International (STP)  d		1145	1202	1205	1215	1232		1235		1245	1302	1305	1315	1332		1335		1345
Luton Airport Parkway (LTN)  d		1207			1237			1235		1307			1337					1407
Luton (LUT)  d		1210			1240					1310			1340					1410
Bedford (BDM)  d		1226			1256					1326			1356					1426
Wellingborough (WEL)  d		1237			1307					1337			1408					1437
Kettering (KET)  a		1245		1252	1316			1321		1344		1352	1416			1421		1445
Kettering (KET)  d		1246		1253	1317			1322		1346		1353	1417			1422		1446
Corby (COR)  d		1254a			1325a					1356a			1425a					1454a
Oakham (OKM)  a																		
Melton Mowbray (MMO)  a																		
Market Harborough (MHR)  d				1305				1332				1404				1432		
Leicester (LEI)  a			1305	1318		1335		1346			1405	1417		1436		1446		
Leicester (LEI)  d			1307	1319		1336	1338	1347			1407	1418		1437	1438	1447		
Syston (SYS)  d								1346							1445			
Sileby (SIL)  d								1351							1451			
Barrow Upon Soar (BWS)  d		←						1356		←					1456			←
Loughborough (LBO)  d	1304			1329		1346	1402	1402				1428		1447	1502			1502
East Midlands Parkway (EMD)  d	1313			1336		1354	→	1412				1435		1454	→			1511
Attenborough (ATB)  d	1319									1419								1518
Beeston (BEE)  d	1323			1343						1422			1442					1522
Nottingham (NOT)  a	1331			1350				1408	1432			1448				1507		1529
Newark Castle (NCT)  a	1355									1456								1554
Lincoln (LCN)  a	1423									1529								1621
Grimsby Town (GMB)  a										1623								
Long Eaton (LGE)  d						1358								1459				
Derby (DBY)  a			1327			1407					1428			1508				
Chesterfield (CHD)  a			1346			1428					1446			1527				
Sheffield (SHF)  a			1400			1442					1500			1542				

NOTES (see introductory pages for explanation of train operator codes and standard symbols)

- a Arrival time
- d Departure time
- WO Wednesdays only
- WX Not Wednesdays

London to Kettering, Corby, Leicester, Nottingham, Derby, Chesterfield and Sheffield

**Mondays to Fridays until 8 October**

Operator Train ID 1st Class/Reservations/Bus Catering facilities	EM 1F45	EM 1D46	EM 1Y33	EM 1F47	EM 2L75	EM 1D48	EM 2L75	EM 1Y35	EM 1F50	EM 1D51	EM 1Y37	EM 1F52	EM 2L77	EM 1D53	EM 2L77	EM 1Y39	EM 1F55	EM 1D90
St Pancras International (STP)  d	1402	1405	1415	1432		1435		1445	1502	1505	1515	1532		1535		1545	1602	1605
Luton Airport Parkway (LTN)  d			1437					1507			1537					1608		
Luton (LUT)  d			1440					1510			1540					1611		
Bedford (BDM)  d			1456					1526			1556					1627		
Wellingborough (WEL) d			1508					1537			1607					1638		
Kettering (KET) a		1452	1515			1521		1545		1551	1614			1621		1646		1651
Kettering (KET) d		1453	1516			1522		1546		1552	1615			1622		1647		1652
Corby (COR) d			1524a					1554a			1623a					1655a		
Oakham (OKM) a																		
Melton Mowbray (MMO) a																		
Market Harborough (MHR) d		1503				1532				1602				1632				1703
Leicester (LEI) a	1505	1516		1536		1546			1604	1615		1636		1646			1705	1717
Leicester (LEI) d	1507	1517		1537	1539	1547			1606	1617		1637	1643	1647			1706	1718
Syston (SYS) d				1547									1650					
Sileby (SIL) d				1552									1655					
Barrow Upon Soar (BWS) d				1557			←						1659		←			
Loughborough (LBO) d		1528		1547	1603		1603			1627		1647	1704			1704		1728
East Midlands Parkway (EMD)  d		1535		1554	←		1613			1634		1654	←			1713		1737
Attenborough (ATB) d							1620									1721		
Beeston (BEE) d		1542					1624			1641						1725		1744
Nottingham (NOT)  a		1548				1607	1632			1650				1708		1732		1750
Newark Castle (NCT) a							1700									1800		
Lincoln (LCN) a							1729									1831		
Grimsby Town (GMB) a							1823											
Long Eaton (LGE) d				1559								1659						
Derby (DBY)  a	1528			1609					1628			1708						1728
Chesterfield (CHD) a	1547			1628					1646			1728						1746
Sheffield (SHF)  a	1600			1642					1700			1744						1801











Operator Train ID Days of operation/Notes 1st Class/Reservations/Bus Catering facilities	EM 1Y41	EM 1F56 D	EM 2L79 A	EM 1D92	EM 2L79 A	EM 1Y43	EM 1F60	EM 1D61	EM 1Y45	EM 1F62	EM 2L81	EM 1D63	EM 2L81	EM 1Y47	EM 1F65	EM 1D66	EM 1Y49	EM 1F67
St Pancras International (STP)  d	1617	1632		1635		1647	1702	1705	1717	1732		1735		1747	1802	1805	1817	1832
Luton Airport Parkway (LTN)  d	1639					1709			1741					1812			1842	
Luton (LUT)  d	1642					1712			1744					1815			1845	
Bedford (BDM)  d	1658					1728			1800					1830			1901	
Wellingborough (WEL) d	1709					1739			1811					1842			1912	
Kettering (KET) a	1717			1725		1746		1756	1819			1824		1850		1856	1919	
Kettering (KET) d	1718			1726		1748		1758	1820			1826		1851		1857	1920	
Corby (COR) d	1726a					1756a			1828a					1859a			1928a	
Oakham (OKM) a																		
Melton Mowbray (MMO) a																		
Market Harborough (MHR) d				1737				1808				1836				1907		
Leicester (LEI) a		1739		1749			1809	1822	1840		1848			1909	1920		1940	
Leicester (LEI) d		1741	1743	1751			1811	1823	1841	1843	1850			1910	1921		1941	
Syston (SYS) d			1750							1850								
Sileby (SIL) d			1755							1855								
Barrow Upon Soar (BWS) d			1759		←					1900		←						
Loughborough (LBO) d		1751	1804		1804			1833	1851	1905		1905				1931		1951
East Midlands Parkway (EMD)  d		1758	←	1804	1815			1841	1859	←	1903	1914				1938		1959
Attenborough (ATB) d						1821								1920				
Beeston (BEE) d						1825		1849						1924		1945		
Nottingham (NOT)  a				1817	1832			1855				1913	1932			1953		
Newark Castle (NCT) a						1901							2000					
Lincoln (LCN) a						1929							2029					
Grimsby Town (GMB) a						2023												
Long Eaton (LGE) d		1804							1903									2003
Derby (DBY)  a		1813					1834		1912						1931			2012
Chesterfield (CHD) a		1835					1853		1931						1949			2031
Sheffield (SHF)  a		1851					1917		1945						2004			2047









NOTES (see introductory pages for explanation of train operator codes and standard symbols)

- a Arrival time
- d Departure time
- A To Cleethorpes 2040
- D To Leeds 1939. Also calls at Wakefield Westgate 1919

## London to Kettering, Corby, Leicester, Nottingham, Derby, Chesterfield and Sheffield

**Mondays to Fridays until 8 October**

Operator Train ID Days of operation/Notes 1st Class/Reservations/Bus Catering facilities	EM 2L83 B	EM 1D99	EM 1M51	EM 2L83 B	EM 1Y53	EM 1F70	EM 1D71	EM 1Y55	EM 1F72	EM 2L85	EM 1D73	EM 2L85	EM 1Y57	EM 1F75	EM 1D76	EM 1Y59	EM 2K32 C	EM 1F77
	◇	◇	◇	◇	◇	◇	◇	◇	◇	◇	◇	◇	◇	◇	◇	◇	◇	◇
St Pancras International (STP)  d		1835			1847	1902	1905	1915	1932		1935		1945	2002	2005	2015		2031
Luton Airport Parkway (LTN)  d					1909			1937					2007			2037		
Luton (LUT)  d					1912			1940					2010			2040		
Bedford (BDM)  d					1928			1956					2026			2056		
Wellingborough (WEL) d					1939			2007					2037			2107		
Kettering (KET) a		1928			1947		1955	2015			2024		2045		2055	2115		
Kettering (KET) d		1934	1938		1948		1956	2016			2026		2046		2057	2116		
Corby (COR) d			1947		1956a			2024a					2054a			2124a		
Oakham (OKM) a			2006															
Melton Mowbray (MMO) a			2017															
Market Harborough (MHR) d		1944					2006				2036				2107			
Leicester (LEI) a		1956				2010	2019		2040		2049			2110	2122			2136
Leicester (LEI) d	1944	1957				2011	2020		2041	2041	2050			2111	2123		2130	2137
Syston (SYS) d	1951									2049								
Sileby (SIL) d	1956									2054								2142
Barrow Upon Soar (BWS) d	2000									2058								2146
Loughborough (LBO) d	2005	2007				2031		2051	2103		2103				2133			2147
East Midlands Parkway (EMD)  d	2014					2038		2058			2104	2111			2141			2154
Attenborough (ATB) d	2020			2020									2119					
Beeston (BEE) d				2023			2046						2123			2149		
Nottingham (NOT)  a		2023		2030		2053					2118	2129			2155			
Newark Castle (NCT) a				2058									2202					
Lincoln (LCN) a				2129									2231					
Grimsby Town (GMB) a				2222														
Long Eaton (LGE) d									2103									2159
Derby (DBY)  a						2031			2112					2131				2210
Chesterfield (CHD) a						2051			2131					2150				2228
Sheffield (SHF)  a						2116			2144					2203				2242

Operator Train ID Days of operation/Notes 1st Class/Reservations/Bus Catering facilities	EM 1D94	EM 2K32 C	EM 1Y61	EM 1F80	EM 1D81	EM 1Y63	EM 1F82	EM 1D83	EM 1Y65	EM 1Y67	EM 2L87	EM 1F85	EM 1D86	EM 1Y69	EM 1F87	EM 1D88	EM 1Y71	EM 1F89
	◇	◇	◇	◇	◇	◇	◇	◇	◇	◇	◇	◇	◇	◇	◇	◇	◇	◇
St Pancras International (STP)  d	2034		2045	2102	2105	2115	2132	2135	2145	2215		2232	2235	2247	2305	2335	2355	0015
Luton Airport Parkway (LTN)  d			2107			2137			2207	2238				2318	2346		0033	0052
Luton (LUT)  d			2110			2140			2210	2241				2321			0036	0056
Bedford (BDM)  d			2126			2156			2226	2256				2343			0100	0121
Wellingborough (WEL) d			2138			2207			2237	2308				2355	0020		0111	0131
Kettering (KET) a	2120		2146		2152	2216		2221	2245	2316			2321	0002	0036	0053	0119	0140
Kettering (KET) d	2121		2147		2153	2217		2222	2247	2317			2322	0004	0037	0055	0120	0140
Corby (COR) d			2155a			2225a			2255a	2325a				0012a			0128a	
Oakham (OKM) a																		
Melton Mowbray (MMO) a																		
Market Harborough (MHR) d	2131				2203			2232					2332		0047	0105		0152
Leicester (LEI) a	2145			2205	2215		2236	2245				2336	2345		0101	0121		0206
Leicester (LEI) d	2146			2206	2218		2237	2246			2251	2337	2346		0102	0124		0208
Syston (SYS) d											2258							
Sileby (SIL) d											2303							
Barrow Upon Soar (BWS) d		2146																
Loughborough (LBO) d		2151			2228		2247				2310	2347	2356		0112	0135		
East Midlands Parkway (EMD)  d		2210c			2235		2254	2300			2318	2354	0004		0120	0143		
Attenborough (ATB) d		2216									2323							
Beeston (BEE) d		2219			2242						2327		0016			0149		
Nottingham (NOT)  a	2207	2226			2248			2310			2334		0022			0155		
Newark Castle (NCT) a	2242																	
Lincoln (LCN) a	2313																	
Grimsby Town (GMB) a																		
Long Eaton (LGE) d																		
Derby (DBY)  a						2259						2359			0124			0228
Chesterfield (CHD) a				2228		2308						0008			0133			
Sheffield (SHF)  a				2246		2326						0026			0152			
				2301		2340						0039			0211			

**NOTES** (see introductory pages for explanation of train operator codes and standard symbols)

- a Arrival time  
d Departure time  
c Arrives 11 minutes earlier

- B To Cleethorpes 2230  
C From Peterborough 2012

## London to Kettering, Corby, Leicester, Nottingham, Derby, Chesterfield and Sheffield

## Mondays to Fridays from 11 October

Operator Train ID 1st Class/Reservations/Bus Catering facilities	EM	EM	EM	EM	EM	EM	EM	EM	EM	EM	EM	EM	EM	EM	EM	EM	EM	EM
	1F00 1◇	2L09	1D01 1◇	1F01 1◇	1D01 1◇	2L57	1Y00 ◇	1F03 1◇	1D06 1◇	1Y01 ◇	1F07 1◇	2L59	1D08 1◇	2L59	1Y03 ◇	1F10 1◇	1D11 1◇	1Y05 ◇
St Pancras International (STP)  d				0527			0545	0559	0605	0617	0632		0635		0647	0702	0705	0718
Luton Airport Parkway (LTN)  d							0607			0643					0709			0742
Luton (LUT)  d							0610			0646					0712			0745
Bedford (BDM)  d							0626		0639	0701		0711			0728			0800
Wellingborough (WEL) d							0637	0642		0713					0739	0751		0811
Kettering (KET) a							0644		0653	0721			0726		0747	0757		0819
Kettering (KET) d	0524		0608				0646		0654	0722			0727		0748		0758	0820
Corby (COR) d							0654a			0730a					0756a			0828a
Oakham (OKM) a																		
Melton Mowbray (MMO) a																		
Market Harborough (MHR) d	0534		0618						0704				0737					0808
Leicester (LEI) a	0547		0632	0636	←			0705	0718		0741		0749			0809	0822	
Leicester (LEI) d	0548	0632	0641	0637	0641	0638		0706	0719		0742	0742	0750			0810	0825	
Syston (SYS) d		0639	←			0647						0749						
Sileby (SIL) d		0644				0652						0754						
Barrow Upon Soar (BWS) d		0649				0658						0758		←				
Loughborough (LBO) d	0558	0653a		0647	0652	0704			0729		0752	0803		0803			0835	
East Midlands Parkway (EMD)  d	0606			0656	0700	0713			0737		0800	←		0812			0842	
Attenborough (ATB) d						0721								0819				
Beeston (BEE) d					0707	0725			0743					0823			0850	
Nottingham (NOT)  a					0713	0732			0750				0812	0830			0857	
Newark Castle (NCT) a						0802								0900				
Lincoln (LCN) a						0836								0930				
Grimsby Town (GMB) a														1023				
Long Eaton (LGE) d	0610			0701										0804				
Derby (DBY)  a	0619			0710					0728					0814			0830	
Chesterfield (CHD) a	0641			0729					0746					0832			0851	
Sheffield (SHF)  a	0708			0744					0759					0845			0904	

Operator Train ID 1st Class/Reservations/Bus Catering facilities	EM	EM	EM	EM	EM	EM	EM	EM	EM	EM	EM	EM	EM	EM	EM	EM	EM	EM
	1F12 1◇	2L61	1D13 1◇	2L61	1Y07 ◇	1F15 1◇	1D16 1◇	1Y09 ◇	1F17 1◇	2L63	1D18 1◇	2L63	1Y11 ◇	1F20 1◇	1D21 1◇	1Y13 ◇	1F22 1◇	2L65
St Pancras International (STP)  d	0730		0735		0749	0803	0806	0817	0832		0835		0847	0902	0905	0915	0932	
Luton Airport Parkway (LTN)  d					0811			0842					0912			0937		
Luton (LUT)  d					0814			0845					0915			0940		
Bedford (BDM)  d					0830			0901					0930			0956		
Wellingborough (WEL) d					0841			0912					0942			1007		
Kettering (KET) a			0825		0849		0854	0919			0924		0950		0955	1014		
Kettering (KET) d			0826		0850		0855	0921		0925		0951		0956	1016			
Corby (COR) d					0858a			0929a					0959a			1024a		
Oakham (OKM) a																		
Melton Mowbray (MMO) a																		
Market Harborough (MHR) d			0836		0905					0935				1006				
Leicester (LEI) a	0839		0848		0908	0919		0939		0947			1009	1019		1036		
Leicester (LEI) d	0840	0842	0849		0909	0920		0940	0944	0949			1010	1020		1037	1043	
Syston (SYS) d		0849							0952									1050
Sileby (SIL) d		0854							0957									1055
Barrow Upon Soar (BWS) d		0858		←					1002		←							1059
Loughborough (LBO) d	0850	0903		0903		0930		0950	1007		1007			1030		1047	1104	
East Midlands Parkway (EMD)  d	0857	←		0912		0938		0958	←		←			1038		1054	←	
Attenborough (ATB) d				0918									1024					
Beeston (BEE) d				0922		0944							1028		1044			
Nottingham (NOT)  a			0911	0927		0949				1011	1033			1050				
Newark Castle (NCT) a				0956									1056					
Lincoln (LCN) a				1029									1128					
Grimsby Town (GMB) a													1221					
Long Eaton (LGE) d	0902								1002									1059
Derby (DBY)  a	0911					0930			1011					1030				1108
Chesterfield (CHD) a	0929					0948			1029					1049				1126
Sheffield (SHF)  a	0942					1001			1042					1103				1142

NOTES (see introductory pages for explanation of train operator codes and standard symbols)

- a Arrival time  
d Departure time



London to Kettering, Corby, Leicester, Nottingham, Derby, Chesterfield and Sheffield

**Mondays to Fridays from 11 October**

Operator Train ID Days of operation/Notes 1st Class/Reservations/Bus Catering facilities	EM 1D23	EM 2L65	EM 1Y15	EM 1F25	EM 1D26	EM 1Y17	EM 1F27	EM 2L67	EM 1D28	EM 2L67	EM 1M19 WO	EM 1M19 WX	EM 1F30	EM 1D31	EM 1Y21	EM 1F32	EM 2L69	EM 1D33
St Pancras International (STP)  d	0935		0945	1002	1005	1015	1032		1035		1045	1045	1102	1105	1115	1132		1135
Luton Airport Parkway (LTN)  d			1007			1037					1107	1107			1137			
Luton (LUT)  d			1010			1040					1111	1111			1140			
Bedford (BDM)  d			1026			1056					1125	1125			1156			
Wellingborough (WEL)  d			1037			1107					1136	1136			1207			
Kettering (KET)  a	1021		1045		1052	1115			1121		1143	1143		1153	1214			1220
Kettering (KET)  d	1022		1046		1053	1117			1122		1144	1144		1154	1216			1221
Corby (COR)  d			1054a			1125a					1152a	1153			1224a			
Oakham (OKM)  a												1213						
Melton Mowbray (MMO)  a												1225						
Market Harborough (MHR)  d	1032				1103				1132					1204				1231
Leicester (LEI)  a	1046			1107	1117		1136		1146				1206	1217		1234		1245
Leicester (LEI)  d	1047			1108	1118		1137	1143	1147				1207	1218		1235	1243	1246
Syston (SYS)  d								1150									1250	
Sileby (SIL)  d								1155									1255	
Barrow Upon Soar (BWS)  d		←						1159		←							1259	
Loughborough (LBO)  d		1104			1128		1147	1204		1204				1228		1247		1304
East Midlands Parkway (EMD)  d		1113			1135		1154	→		1213				1235		1254		→
Attenborough (ATB)  d		1119								1219								
Beeston (BEE)  d		1123			1142					1223				1242				
Nottingham (NOT)  a	1107	1131			1150				1208	1230				1248				1307
Newark Castle (NCT)  a		1156								1256								
Lincoln (LCN)  a		1227								1329								
Grimsby Town (GMB)  a										1422								
Long Eaton (LGE)  d							1159										1259	
Derby (DBY)  a				1129			1208						1227		1308			
Chesterfield (CHD)  a				1147			1228						1246		1327			
Sheffield (SHF)  a				1201			1242						1300		1342			

Operator Train ID Days of operation/Notes 1st Class/Reservations/Bus Catering facilities	EM 2L69	EM 1Y23	EM 1F35	EM 1D36	EM 1Y25	EM 1F37	EM 2L71	EM 1D38	EM 2L71	EM 1Y27	EM 1F40	EM 1D41	EM 1Y29	EM 1F42	EM 2L73	EM 1D43	EM 2L73	EM 1Y31
St Pancras International (STP)  d		1145	1202	1205	1215	1232		1235		1245	1302	1305	1315	1332		1335		1345
Luton Airport Parkway (LTN)  d		1207			1237			1235		1307			1337					1407
Luton (LUT)  d		1210			1240					1310			1340					1410
Bedford (BDM)  d		1226			1256					1326			1356					1426
Wellingborough (WEL)  d		1237			1307					1337			1408					1437
Kettering (KET)  a		1245		1252	1316			1321		1344		1352	1416			1421		1445
Kettering (KET)  d		1246		1253	1317			1322		1346		1353	1417			1422		1446
Corby (COR)  d		1254a			1325a					1356a			1425a					1454a
Oakham (OKM)  a																		
Melton Mowbray (MMO)  a																		
Market Harborough (MHR)  d				1305				1332				1404				1432		
Leicester (LEI)  a			1305	1318		1335		1346			1405	1417		1436		1446		
Leicester (LEI)  d			1307	1319		1336	1338	1347			1407	1418		1437	1438	1447		
Syston (SYS)  d								1346							1445			
Sileby (SIL)  d								1351							1451			
Barrow Upon Soar (BWS)  d		←						1356		←					1456			←
Loughborough (LBO)  d	1304			1329		1346	1402	1402				1428		1447	1502			1502
East Midlands Parkway (EMD)  d	1313			1336		1354	→	1412				1435		1454	→			1511
Attenborough (ATB)  d	1319									1419								1518
Beeston (BEE)  d	1323			1343						1422		1442						1522
Nottingham (NOT)  a	1331			1350				1408	1432			1448				1507		1529
Newark Castle (NCT)  a	1355									1456								1554
Lincoln (LCN)  a	1425									1531								1623
Grimsby Town (GMB)  a										1623								
Long Eaton (LGE)  d						1358								1459				
Derby (DBY)  a			1327			1407					1428			1508				
Chesterfield (CHD)  a			1346			1428					1446			1527				
Sheffield (SHF)  a			1400			1442					1500			1542				

NOTES (see introductory pages for explanation of train operator codes and standard symbols)

- a Arrival time
- d Departure time
- WO Wednesdays only
- WX Not Wednesdays

London to Kettering, Corby, Leicester, Nottingham, Derby, Chesterfield and Sheffield

**Mondays to Fridays from 11 October**

Operator Train ID 1st Class/Reservations/Bus Catering facilities	EM 1F45	EM 1D46	EM 1Y33	EM 1F47	EM 2L75	EM 1D48	EM 2L75	EM 1Y35	EM 1F50	EM 1D51	EM 1Y37	EM 1F52	EM 2L77	EM 1D53	EM 2L77	EM 1Y39	EM 1F55	EM 1D90
St Pancras International (STP)	d 1402	1405	1415	1432		1435		1445	1502	1505	1515	1532		1535		1545	1602	1605
Luton Airport Parkway (LTN)			1437					1507			1537					1608		
Luton (LUT)			1440					1510			1540					1611		
Bedford (BDM)			1456					1526			1556					1627		
Wellingborough (WEL)			1508					1537			1607					1638		
Kettering (KET)	a	1452	1515			1521		1545		1551	1614			1621		1646		1651
Kettering (KET)	d	1453	1516			1522		1546		1552	1615			1622		1647		1652
Corby (COR)	d		1524a					1554a			1623a					1655a		
Oakham (OKM)	a																	
Melton Mowbray (MMO)	a																	
Market Harborough (MHR)	d	1503				1532				1602				1632				1703
Leicester (LEI)	a	1505	1516		1536	1546			1604	1615		1636		1646			1705	1717
Leicester (LEI)	d	1507	1517		1537	1547			1606	1617		1637	1643	1647			1706	1718
Syston (SYS)	d				1547								1650					
Sileby (SIL)	d				1552								1655					
Barrow Upon Soar (BWS)	d				1557		←						1659		←			
Loughborough (LBO)	d	1528		1547	1603		←	1603		1627		1647	1704		←	1704		1728
East Midlands Parkway (EMD)	←	1535		1554	←		→	1613		1634		1654	→		→	1713		1737
Attenborough (ATB)	d							1620								1721		
Beeston (BEE)	d	1542						1624		1641						1725		1744
Nottingham (NOT)	a	1548				1607	1632		1650					1708	1732			1750
Newark Castle (NCT)	a							1700								1800		
Lincoln (LCN)	a							1731								1833		
Grimsby Town (GMB)	a							1823										
Long Eaton (LGE)	d			1559								1659						
Derby (DBY)	a	1528		1609					1628			1708						1728
Chesterfield (CHD)	a	1547		1628					1646			1728						1746
Sheffield (SHF)	a	1600		1642					1700			1744						1801

Operator Train ID Days of operation/Notes 1st Class/Reservations/Bus Catering facilities	EM 1Y41	EM 1F56 D	EM 2L79 A	EM 1D92	EM 2L79 A	EM 1Y43	EM 1F60	EM 1D61	EM 1Y45	EM 1F62	EM 2L81	EM 1D63	EM 2L81	EM 1Y47	EM 1F65	EM 1D66	EM 1Y49	EM 1F67
St Pancras International (STP)	d 1617	1632		1635		1647	1702	1705	1717	1732		1735		1747	1802	1805	1817	1832
Luton Airport Parkway (LTN)						1709		1741						1812			1842	
Luton (LUT)						1712		1744						1815			1845	
Bedford (BDM)						1728		1800						1830			1901	
Wellingborough (WEL)						1739		1811						1842			1912	
Kettering (KET)	a	1717		1725		1746		1756	1819			1824		1850		1856	1919	
Kettering (KET)	d	1718		1726		1748		1758	1820			1826		1851		1857	1920	
Corby (COR)	d	1726a				1756a		1828a						1859a			1928a	
Oakham (OKM)	a																	
Melton Mowbray (MMO)	a																	
Market Harborough (MHR)	d			1737				1808				1836				1907		
Leicester (LEI)	a	1739		1749			1809	1822	1840		1848			1909	1920		1940	
Leicester (LEI)	d	1741	1743	1751			1811	1823	1841	1843	1850			1910	1921		1941	
Syston (SYS)	d		1750							1850								
Sileby (SIL)	d		1755							1855								
Barrow Upon Soar (BWS)	d		1759		←					1900		←						
Loughborough (LBO)	d	1751	1804		←	1804		1833	1851	1905		1905				1931		1951
East Midlands Parkway (EMD)	←	1758	→	1804	→	1815		1841	1859	→	1903	1914				1938		1959
Attenborough (ATB)	d					1821								1920				
Beeston (BEE)	d					1825		1849						1924		1945		
Nottingham (NOT)	a			1817		1832		1855				1913	1932			1953		
Newark Castle (NCT)	a					1901						2000						
Lincoln (LCN)	a					1930						2031						
Grimsby Town (GMB)	a					2023												
Long Eaton (LGE)	d	1804							1903									2003
Derby (DBY)	a	1813					1834		1912							1931		2012
Chesterfield (CHD)	a	1835					1853		1931							1949		2031
Sheffield (SHF)	a	1851					1917		1945							2004		2047

NOTES (see introductory pages for explanation of train operator codes and standard symbols)

- a Arrival time
- d Departure time
- A To Cleethorpes 2040
- D To Leeds 1939. Also calls at Wakefield Westgate 1919

London to Kettering, Corby, Leicester, Nottingham, Derby, Chesterfield and Sheffield

**Mondays to Fridays from 11 October**

Operator Train ID Days of operation/Notes 1st Class/Reservations/Bus Catering facilities	EM 2L83 B	EM 1D99	EM 1M51	EM 2L83 B	EM 1Y53	EM 1F70	EM 1D71	EM 1Y55	EM 1F72	EM 2L85	EM 1D73	EM 2L85	EM 1Y57	EM 1F75	EM 1D76	EM 1Y59	EM 2K32 C	EM 1F77
St Pancras International (STP)  d			1835		1847	1902	1905	1915	1932		1935		1945	2002	2005	2015		2031
Luton Airport Parkway (LTN)  d					1909			1937					2007			2037		
Luton (LUT)  d					1912			1940					2010			2040		
Bedford (BDM)  d					1928			1956					2026			2056		
Wellingborough (WEL) d					1939			2007					2037			2107		
Kettering (KET) a			1928		1947		1955	2015			2024		2045		2055	2115		
Kettering (KET) d		1934	1938		1948		1956	2016			2026		2046		2057	2116		
Corby (COR) d			1947		1956a			2024a					2054a			2124a		
Oakham (OKM) a			2006															
Melton Mowbray (MMO) a			2017															
Market Harborough (MHR) d		1944					2006				2036				2107			
Leicester (LEI) a		1956				2010	2019		2040		2049			2110	2122			2136
Leicester (LEI) d	1944	1957				2011	2020		2041	2041	2050			2111	2123		2130	2137
Syston (SYS) d	1951									2049								2137
Sileby (SIL) d	1956									2054								2142
Barrow Upon Soar (BWS) d	2000									2058								2146
Loughborough (LBO) d	2005	2007				2031		2051	2103		2103				2133			2147
East Midlands Parkway (EMD)  d	2014					2038		2058			2104	2111			2141			2154
Attenborough (ATB) d	2020			2020									2119					
Beeston (BEE) d				2023			2046						2123			2149		
Nottingham (NOT)  a		2023		2030		2053					2118	2129			2155			
Newark Castle (NCT) a				2058									2202					
Lincoln (LCN) a				2130									2233					
Grimsby Town (GMB) a				2222														
Long Eaton (LGE) d									2103									2159
Derby (DBY)  a						2031			2112					2131				2210
Chesterfield (CHD) a						2051			2131					2150				2228
Sheffield (SHF)  a						2116			2144					2203				2242

Operator Train ID Days of operation/Notes 1st Class/Reservations/Bus Catering facilities	EM 1D94	EM 2K32 C	EM 1Y61	EM 1F80	EM 1D81	EM 1Y63	EM 1F82	EM 1D83	EM 1Y65	EM 1Y67	EM 2L87	EM 1F85	EM 1D86	EM 1Y69	EM 1F87	EM 1D88	EM 1Y71	EM 1F89
St Pancras International (STP)  d	2034		2045	2102	2105	2115	2132	2135	2145	2215		2232	2235	2247	2305	2335	2355	0015
Luton Airport Parkway (LTN)  d			2107			2137			2207	2238				2318	2346		0033	0052
Luton (LUT)  d			2110			2140			2210	2241				2321			0036	0056
Bedford (BDM)  d			2126			2156			2226	2256				2343			0100	0121
Wellingborough (WEL) d			2138			2207			2237	2308				2355	0020		0111	0131
Kettering (KET) a	2120		2146		2152	2216		2221	2245	2316			2321	0002	0036	0053	0119	0140
Kettering (KET) d	2121		2147		2153	2217		2222	2247	2317			2322	0004	0037	0055	0120	0140
Corby (COR) d			2155a			2225a			2255a	2325a				0012a			0128a	
Oakham (OKM) a																		
Melton Mowbray (MMO) a																		
Market Harborough (MHR) d	2131				2203			2232					2332		0047	0105		0152
Leicester (LEI) a	2145			2205	2215		2236	2245				2336	2345		0101	0121		0206
Leicester (LEI) d	2146			2206	2218		2237	2246			2251	2337	2346		0102	0124		0208
Syston (SYS) d											2258							
Sileby (SIL) d											2303							
Barrow Upon Soar (BWS) d		2146																
Loughborough (LBO) d		2151			2228		2247				2310	2347	2356		0112	0135		
East Midlands Parkway (EMD)  d		2210c			2235		2254	2300			2318	2354	0004		0120	0143		
Attenborough (ATB) d		2216									2323							
Beeston (BEE) d		2219			2242						2327		0016			0149		
Nottingham (NOT)  a	2207	2226			2248			2310			2334		0022			0155		
Newark Castle (NCT) a	2242																	
Lincoln (LCN) a	2313																	
Grimsby Town (GMB) a																		
Long Eaton (LGE) d																		
Derby (DBY)  a						2259						2359			0124			0228
Chesterfield (CHD) a				2228		2308						0008			0133			
Sheffield (SHF)  a				2246		2326						0026			0152			
Sheffield (SHF)  a				2301		2340						0039			0211			

NOTES (see introductory pages for explanation of train operator codes and standard symbols)

- a Arrival time
- d Departure time
- c Arrives 11 minutes earlier
- B To Cleethorpes 2230
- C From Peterborough 2012



London to Kettering, Corby, Leicester, Nottingham, Derby, Chesterfield and Sheffield

Saturdays until 9 October

Operator Train ID 1st Class/Reservations/Bus Catering facilities	EM 1F00 ◇	EM 1Y99 ◇	EM 2L09	EM 1D01 ◇	EM 1F03 ◇	EM 1D01 ◇	EM 2L57	EM 1Y00 ◇	EM 1F05 ◇	EM 1D06 ◇	EM 1Y01 ◇	EM 1F07 ◇	EM 2L59	EM 1D08 ◇	EM 2L59	EM 1Y03 ◇	EM 1F10 ◇	EM 1D11 ◇
St Pancras International (STP)  d					0530			0533	0600	0605	0608	0630		0633		0646	0702	0705
Luton Airport Parkway (LTN)  d								0600			0630					0708		
Luton (LUT)  d								0603			0633					0711		
Bedford (BDM)  d								0618		0638	0649			0706		0727		0739
Wellingborough (WEL)  d								0630	0642		0701					0738		0750
Kettering (KET)  a								0638		0652	0709			0720		0746		0756
Kettering (KET)  d	0526	0555		0610				0639		0653	0710			0721		0748		0757
Corby (COR)  d		0603a						0649a			0718a					0757a		
Oakham (OKM)  a																		
Melton Mowbray (MMO)  a																		
Market Harborough (MHR)  d	0536			0620						0704				0731				0807
Leicester (LEI)  a	0550			0634	0638	←			0706	0718		0733		0744			0806	0820
Leicester (LEI)  d	0551		0633	0646	0639	0646	0643		0707	0719		0734	0736	0745			0807	0821
Syston (SYS)  d			0640	←			0650						0743					
Sileby (SIL)  d			0646				0655						0750		←			
Barrow Upon Soar (BWS)  d			0651				0659						0754		←	0754		
Loughborough (LBO)  d	0601		0655a		0649	0656	0705		0717	0729		0744	←	0755		0759		0831
East Midlands Parkway (EMD)  d	0608				0657	0704	0714		0724	0737		0753	←			0808		0838
Attenborough (ATB)  d							0722									0814		
Beeston (BEE)  d						0713	0726			0743						0818		0845
Nottingham (NOT)  a						0719	0733			0751				0812		0824		0852
Newark Castle (NCT)  a							0800									0853		
Lincoln (LCN)  a							0828									0921		
Grimsby Town (GMB)  a																		
Long Eaton (LGE)  d	0613				0701								0757					
Derby (DBY)  a	0622				0709				0735				0806					0827
Chesterfield (CHD)  a	0644				0728				0753				0828					0846
Sheffield (SHF)  a	0708				0745				0806				0846					0900

Operator Train ID 1st Class/Reservations/Bus Catering facilities	EM 1Y05 ◇	EM 1F12 ◇	EM 2L61	EM 1D13 ◇	EM 2L61	EM 1Y07 ◇	EM 1F15 ◇	EM 1D16 ◇	EM 1Y09 ◇	EM 1F17 ◇	EM 2L63	EM 1D18 ◇	EM 2L63	EM 1Y11 ◇	EM 1F20 ◇	EM 1D21 ◇	EM 1Y13 ◇	EM 1F22 ◇
St Pancras International (STP)  d	0715	0732		0735		0745	0802	0805	0815	0832		0835		0845	0902	0905	0915	0932
Luton Airport Parkway (LTN)  d	0737					0807			0837					0907				0937
Luton (LUT)  d	0740					0810			0840					0910				0940
Bedford (BDM)  d	0756					0826			0856					0926				0956
Wellingborough (WEL)  d	0808					0838			0908					0938				1008
Kettering (KET)  a	0815			0821		0845		0852	0915			0921		0945		0952	1015	
Kettering (KET)  d	0816			0822		0846		0854	0916			0922		0946		0953	1016	
Corby (COR)  d	0824a					0854a			0924a					0954a			1024a	
Oakham (OKM)  a																		
Melton Mowbray (MMO)  a																		
Market Harborough (MHR)  d				0832				0904				0932					1003	
Leicester (LEI)  a		0836		0845			0905	0916	0936			0945			1005	1016		1036
Leicester (LEI)  d		0837	0843	0846			0906	0917	0937	0943	0946				1006	1018		1037
Syston (SYS)  d			0850								0950							
Sileby (SIL)  d			0855								0955							
Barrow Upon Soar (BWS)  d			0859		←						0959		←					
Loughborough (LBO)  d		0847	0904		←	0904		0927	0947	1004		1004				1028		1047
East Midlands Parkway (EMD)  d		0854	←		←	0915		0935	0954	←		1013				1035		1054
Attenborough (ATB)  d						0923						1025						
Beeston (BEE)  d						0927			0941			1029				1042		
Nottingham (NOT)  a				0911		0934		0948				1009	1036		1049			
Newark Castle (NCT)  a						0957						1100						
Lincoln (LCN)  a						1026						1128						
Grimsby Town (GMB)  a												1223						
Long Eaton (LGE)  d		0859								0959								1059
Derby (DBY)  a		0908					0927			1008						1027		1108
Chesterfield (CHD)  a		0930					0945			1027						1045		1129
Sheffield (SHF)  a		0944					1000			1041						1058		1142

NOTES (see introductory pages for explanation of train operator codes and standard symbols)

- a Arrival time
- d Departure time

London to Kettering, Corby, Leicester, Nottingham, Derby, Chesterfield and Sheffield

Saturdays until 9 October

Operator Train ID 1st Class/Reservations/Bus Catering facilities	EM 2L65	EM 1D23 ◇ ⌘	EM 2L65	EM 1Y15 ◇	EM 1F25 ◇ ⌘	EM 1D26 ◇ ⌘	EM 1Y17 ◇	EM 1F27 ◇ ⌘	EM 2L67	EM 1D28 ◇ ⌘	EM 2L67	EM 1Y19 ◇	EM 1F30 ◇ ⌘	EM 1D31 ◇ ⌘	EM 1Y21 ◇	EM 1F32 ◇ ⌘	EM 2L69	EM 1D33 ◇ ⌘
St Pancras International (STP)  d		0935		0945	1002	1005	1015	1032		1035		1045	1102	1105	1115	1132		1135
Luton Airport Parkway (LTN)  d				1007			1037					1107			1137			
Luton (LUT)  d				1010			1040					1110			1140			
Bedford (BDM)  d				1026			1056					1126			1156			
Wellingborough (WEL) d				1038			1108					1138			1208			
Kettering (KET) a		1021		1045		1052	1115			1121		1145		1152	1215			1221
Kettering (KET) d		1022		1046		1054	1116			1122		1146		1153	1216			1222
Corby (COR) d				1054a			1124a					1154a			1224a			
Oakham (OKM) a																		
Melton Mowbray (MMO) a																		
Market Harborough (MHR) d		1032				1104				1132				1203				1232
Leicester (LEI) a		1045			1105	1116		1136		1145			1206	1216		1236		1245
Leicester (LEI) d	1042	1046			1106	1117		1137	1143	1147			1207	1217		1237	1243	1246
Syston (SYS) d	1049								1150									1250
Sileby (SIL) d	1054								1155									1255
Barrow Upon Soar (BWS) d	1058		←						1159		←							1259
Loughborough (LBO) d	1103		1103			1127		1147	1204		1204			1227		1247		1304
East Midlands Parkway (EMD)  d	←	1112				1135		1154	←		1212			1235		1254	←	
Attenborough (ATB) d				1118									1219					
Beeston (BEE) d				1122		1141							1223		1241			
Nottingham (NOT)  a		1109	1133			1149				1211			1233		1248			1309
Newark Castle (NCT) a				1159									1300					
Lincoln (LCN) a				1227									1328					
Grimsby Town (GMB) a													1423					
Long Eaton (LGE) d								1159										1259
Derby (DBY)  a						1127		1208					1227					1308
Chesterfield (CHD) a						1145		1227					1246					1328
Sheffield (SHF)  a						1158		1245					1259					1343

Operator Train ID 1st Class/Reservations/Bus Catering facilities	EM 2L69	EM 1Y23 ◇	EM 1F35 ◇ ⌘	EM 1D36 ◇ ⌘	EM 1Y25 ◇	EM 1F37 ◇ ⌘	EM 2L71	EM 1D38 ◇ ⌘	EM 2L71	EM 1Y27 ◇	EM 1F40 ◇ ⌘	EM 1D41 ◇ ⌘	EM 1Y29 ◇	EM 1F42 ◇ ⌘	EM 2L73	EM 1D43 ◇ ⌘	EM 2L73	EM 1Y31 ◇
St Pancras International (STP)  d		1145	1202	1205	1215	1232		1235		1245	1302	1305	1315	1332		1335		1345
Luton Airport Parkway (LTN)  d		1207			1237					1307			1337					1407
Luton (LUT)  d		1210			1240					1310			1340					1410
Bedford (BDM)  d		1226			1256					1326			1356					1426
Wellingborough (WEL) d		1238			1308					1338			1408					1438
Kettering (KET) a		1245		1252	1315			1321		1345		1352	1415			1421		1445
Kettering (KET) d		1246		1254	1316			1322		1346		1353	1416			1422		1446
Corby (COR) d		1254a			1324a					1354a			1424a					1454a
Oakham (OKM) a																		
Melton Mowbray (MMO) a																		
Market Harborough (MHR) d				1304				1332				1403				1432		
Leicester (LEI) a			1305	1317		1336		1345			1405	1416		1435		1445		
Leicester (LEI) d			1306	1318		1337	1343	1346			1406	1418		1436	1442	1446		
Syston (SYS) d							1350								1449			
Sileby (SIL) d							1355								1454			
Barrow Upon Soar (BWS) d	←						1359		←						1458			←
Loughborough (LBO) d	1304			1328		1347	1404		1404			1428		1446	1503			1503
East Midlands Parkway (EMD)  d	←	1312		1335		1354	←		1412			1435		1454	←			1512
Attenborough (ATB) d	1319								1419									1518
Beeston (BEE) d	1323			1342					1422			1442						1522
Nottingham (NOT)  a	1332			1349				1408	1432			1448				1508		1533
Newark Castle (NCT) a	1359								1500									1600
Lincoln (LCN) a	1427								1529									1629
Grimsby Town (GMB) a									1624									
Long Eaton (LGE) d						1359							1458					
Derby (DBY)  a				1327		1408						1427		1507				
Chesterfield (CHD) a				1346		1426						1445		1526				
Sheffield (SHF)  a				1400		1444						1500		1542				

NOTES (see introductory pages for explanation of train operator codes and standard symbols)

- a Arrival time
- d Departure time

London to Kettering, Corby, Leicester, Nottingham, Derby, Chesterfield and Sheffield

Saturdays until 9 October

Operator Train ID Days of operation/Notes 1st Class/Reservations/Bus Catering facilities	EM 1F45	EM 1D46	EM 1Y33	EM 1F47	EM 2L75	EM 1D48	EM 2L75	EM 1Y35	EM 1F50	EM 1D51	EM 1Y37	EM 1F52	EM 2L77 A	EM 1D53	EM 2L77 A	EM 1Y39	EM 1F55	EM 1D56
	◇	◇	◇	◇		◇		◇	◇	◇	◇	◇		◇		◇	◇	◇
St Pancras International (STP)  d	1402	1405	1415	1432		1435		1445	1502	1505	1515	1532		1535		1545	1602	1605
Luton Airport Parkway (LTN)  d			1437					1507			1537					1607		
Luton (LUT)  d			1440					1510			1540					1610		
Bedford (BDM)  d			1456					1526			1556					1626		
Wellingborough (WEL) d			1508					1538			1608					1638		
Kettering (KET) a		1452	1515			1521		1545		1552	1615			1621		1645		1650
Kettering (KET) d		1453	1516			1522		1546		1553	1616			1622		1646		1652
Corby (COR) d			1524a					1554a			1624a					1654a		
Oakham (OKM) a																		
Melton Mowbray (MMO) a																		
Market Harborough (MHR) d		1503				1532				1603				1632				1704
Leicester (LEI) a	1505	1516		1536		1545			1605	1616		1635		1645		1705		1717
Leicester (LEI) d	1506	1518		1537	1543	1546			1606	1618		1636	1643	1646		1706		1718
Syston (SYS) d					1550								1650					
Sileby (SIL) d					1555								1655					
Barrow Upon Soar (BWS) d					1559		←						1659					
Loughborough (LBO) d		1528		1547	1604			1604		1628		1646	1704		←	1704		1728
East Midlands Parkway (EMD)  d		1535		1554	→			1613		1635		1654	→			1714		1735
Attenborough (ATB) d								1622								1722		
Beeston (BEE) d		1542						1626		1642						1726		1742
Nottingham (NOT)  a		1549				1609		1631		1649				1709		1732		1748
Newark Castle (NCT) a								1659								1758		
Lincoln (LCN) a								1729								1826		
Grimsby Town (GMB) a								1824								1923		
Long Eaton (LGE) d				1559								1658						
Derby (DBY)  a	1527			1608					1627			1708						1726
Chesterfield (CHD) a	1545			1627					1645			1730						1745
Sheffield (SHF)  a	1600			1642					1658			1744						1758

Operator Train ID Days of operation/Notes 1st Class/Reservations/Bus Catering facilities	EM 1Y41	EM 1F57	EM 2L79	EM 1D58	EM 2L79	EM 1Y43	EM 1F60	EM 1D61	EM 1Y45	EM 1F62	EM 2L81	EM 1D63	EM 2L81	EM 1Y47	EM 1F65	EM 1D66	EM 1Y49	EM 1F67
	◇	◇		◇		◇	◇	◇	◇	◇		◇		◇	◇	◇	◇	◇
St Pancras International (STP)  d	1615	1632		1635		1645	1702	1705	1715	1732		1735		1745	1802	1805	1815	1832
Luton Airport Parkway (LTN)  d	1637					1707			1737					1807			1837	
Luton (LUT)  d	1640					1710			1740					1810			1840	
Bedford (BDM)  d	1656					1726			1756					1826			1856	
Wellingborough (WEL) d	1708					1738			1808					1838			1908	
Kettering (KET) a	1715			1721		1745		1751	1815			1821		1845		1851	1915	
Kettering (KET) d	1716			1722		1746		1752	1816			1822		1846		1852	1916	
Corby (COR) d	1724a					1754a			1824a					1854a		1924a		
Oakham (OKM) a																		
Melton Mowbray (MMO) a																		
Market Harborough (MHR) d				1732				1803				1832				1903		
Leicester (LEI) a		1735		1744			1805	1816		1835		1845			1905	1916		1935
Leicester (LEI) d		1736	1742	1745			1806	1818		1836	1842	1846			1906	1918		1936
Syston (SYS) d			1749								1849							
Sileby (SIL) d			1754								1854							
Barrow Upon Soar (BWS) d			1758		←						1858		←					
Loughborough (LBO) d		1746	1803		1803			1828		1846	1903		1903			1928		1946
East Midlands Parkway (EMD)  d		1753	→		1812			1835		1854	→		1912			1935		1954
Attenborough (ATB) d						1818							1918					
Beeston (BEE) d						1822			1842				1922			1942		
Nottingham (NOT)  a				1807		1832		1848				1909	1929		1948			
Newark Castle (NCT) a						1901							1956					
Lincoln (LCN) a						1929							2020					
Grimsby Town (GMB) a																		
Long Eaton (LGE) d		1758								1900								1959
Derby (DBY)  a		1807						1827		1909						1927		2007
Chesterfield (CHD) a		1828						1845		1928						1945		2026
Sheffield (SHF)  a		1843						1900		1942						2000		2040

NOTES (see introductory pages for explanation of train operator codes and standard symbols)

- a Arrival time
- d Departure time
- A To Cleethorpes 1937

## London to Kettering, Corby, Leicester, Nottingham, Derby, Chesterfield and Sheffield

Saturdays until 9 October

Operator Train ID 1st Class/Reservations/Bus Catering facilities	EM 2L83	EM 1D68 1◇ ♣	EM 2L83	EM 1Y53 ◇	EM 1F70 1◇ ♣	EM 1D71 1◇ ♣	EM 1Y55 ◇	EM 1F72 1◇ ♣	EM 2L85	EM 1D73 1◇ ♣	EM 2L85	EM 1Y57 ◇	EM 1F75 1◇ ♣	EM 1D96 1◇ ♣	EM 1Y59 ◇	EM 1F77 1◇ ♣	EM 2L87	EM 1D78 1◇ ♣
St Pancras International (STP)  d		1835		1845	1902	1905	1915	1932		1935		1945	2002	2005	2015	2032		2035
Luton Airport Parkway (LTN)  d				1907			1937					2007			2037			
Luton (LUT)  d				1910			1940					2010			2040			
Bedford (BDM)  d				1926			1956					2026			2056			
Wellingborough (WEL) d				1938			2008					2038			2108			
Kettering (KET) a		1921		1945		1952	2015			2021		2045		2052	2115			2121
Kettering (KET) d		1922		1946		1954	2016			2022		2046		2053	2116			2122
Corby (COR) d				1954a			2024a					2054a			2124a			
Oakham (OKM) a																		
Melton Mowbray (MMO) a																		
Market Harborough (MHR) d		1932				2004				2032				2103				2132
Leicester (LEI) a		1944			2005	2017		2036		2045			2105	2116		2135		2145
Leicester (LEI) d	1943	1946			2006	2018		2037	2043	2046			2106	2117		2136	2143	2146
Syston (SYS) d	1950								2050									2150
Sileby (SIL) d	1955								2055									2155
Barrow Upon Soar (BWS) d	1959								2059									2159
Loughborough (LBO) d	2004		2004			2028		2047	2104			2104			2128		2146	2204
East Midlands Parkway (EMD)  d	2004		2012			2035		2054	2100			2113		2136	2154			
Attenborough (ATB) d			2019									2119						
Beeston (BEE) d			2022			2042						2123		2142				
Nottingham (NOT)  a		2008	2029			2048				2110		2129		2148				2207
Newark Castle (NCT) a			2056									2204						
Lincoln (LCN) a			2125									2228						
Grimsby Town (GMB) a																		
Long Eaton (LGE) d								2059				2121						2200
Derby (DBY)  a					2028			2108				2130						2211
Chesterfield (CHD) a					2047			2127				2149						2230
Sheffield (SHF)  a					2101			2141				2202						2243

Operator Train ID 1st Class/Reservations/Bus Catering facilities	EM 2L87	EM 1Y61 ◇	EM 1F80 1◇ ♣	EM 1D81 1◇ ♣	EM 1Y63 ◇	EM 1F82 1◇ ♣	EM 1D83 1◇ ♣	EM 1Y65 ◇	EM 1F85 1◇ ♣	EM 2L89	EM 1Y67 ◇	EM 1D86 1◇ ♣	EM 1Y69 ◇	EM 1Y71 ◇
St Pancras International (STP)  d		2045	2102	2105	2115	2132	2135	2145	2215		2218	2232	2246	2335
Luton Airport Parkway (LTN)  d		2107			2137			2207			2240		2313	0015
Luton (LUT)  d		2110			2140			2210			2243		2317	0021
Bedford (BDM)  d		2126			2156			2228			2259		2339	0042
Wellingborough (WEL) d		2138			2208			2240			2310		2359	0101
Kettering (KET) a		2145		2152	2215		2224	2247	2302		2319	2318	0008	0110
Kettering (KET) d		2146		2153	2216		2225	2248	2304		2320	2319	0008	
Corby (COR) d		2154a			2224a			2256a			2328a		0016a	
Oakham (OKM) a														
Melton Mowbray (MMO) a														
Market Harborough (MHR) d				2203			2235		2314				2329	
Leicester (LEI) a			2205	2217		2235	2248		2327				2342	
Leicester (LEI) d			2206	2218		2236	2249		2328	2334			2345	
Syston (SYS) d														
Sileby (SIL) d														
Barrow Upon Soar (BWS) d														
Loughborough (LBO) d	2204			2228		2246	2259		2338	2345			2355	
East Midlands Parkway (EMD)  d	2213			2235		2254	2306		2345	2353			0002	
Attenborough (ATB) d	2219									2358				
Beeston (BEE) d	2223			2242						0002			0012	
Nottingham (NOT)  a	2229			2248			2316			0009			0018	
Newark Castle (NCT) a														
Lincoln (LCN) a														
Grimsby Town (GMB) a														
Long Eaton (LGE) d													0037	
Derby (DBY)  a				2227			2304		2355				0046	
Chesterfield (CHD) a				2245			2322							
Sheffield (SHF)  a				2258			2334							

NOTES (see introductory pages for explanation of train operator codes and standard symbols)

- a Arrival time  
d Departure time

## London to Kettering, Corby, Leicester, Nottingham, Derby, Chesterfield and Sheffield

Saturdays from 16 October

Operator Train ID 1st Class/Reservations/Bus Catering facilities	EM 1F00 ◇	EM 1Y99 ◇	EM 2L09	EM 1D01 ◇	EM 1F03 ◇	EM 1D01 ◇	EM 2L57	EM 1Y00 ◇	EM 1F05 ◇	EM 1D06 ◇	EM 1Y01 ◇	EM 1F07 ◇	EM 2L59	EM 1D08 ◇	EM 2L59	EM 1Y03 ◇	EM 1F10 ◇	EM 1D11 ◇
St Pancras International (STP)  d					0530			0533	0600	0605	0608	0630		0633		0646	0702	0705
Luton Airport Parkway (LTN)  d								0600			0630					0708		
Luton (LUT)  d								0603			0633					0711		
Bedford (BDM)  d								0618		0638	0649			0706		0727		0739
Wellingborough (WEL)  d								0630	0642		0701					0738		0750
Kettering (KET)  a								0638		0652	0709			0720		0746		0756
Kettering (KET)  d	0526	0555		0610				0639		0653	0710			0721		0748		0757
Corby (COR)  d		0603a						0649a			0718a					0757a		
Oakham (OKM)  a																		
Melton Mowbray (MMO)  a																		
Market Harborough (MHR)  d	0536			0620						0704				0731				0807
Leicester (LEI)  a	0550			0634	0638	←			0706	0718		0733		0744			0806	0820
Leicester (LEI)  d	0551		0633	0646	0639	0646	0643		0707	0719		0734	0736	0745			0807	0821
Syston (SYS)  d			0640	←			0650						0743					
Sileby (SIL)  d			0646				0655						0750			←		
Barrow Upon Soar (BWS)  d			0651				0659						0754			0754		
Loughborough (LBO)  d	0601		0655a		0649	0656	0705		0717	0729		0744	←	0755		0759		0831
East Midlands Parkway (EMD)  d	0608				0657	0704	0714		0724	0737		0753				0808		0838
Attenborough (ATB)  d							0722									0814		
Beeston (BEE)  d						0713	0726			0743						0818		0845
Nottingham (NOT)  a						0719	0733			0751				0812		0824		0852
Newark Castle (NCT)  a							0800									0853		
Lincoln (LCN)  a							0830									0923		
Grimsby Town (GMB)  a																		
Long Eaton (LGE)  d	0613				0701							0757						
Derby (DBY)  a	0622				0709				0735			0806						0827
Chesterfield (CHD)  a	0644				0728				0753			0828						0846
Sheffield (SHF)  a	0708				0745				0806			0846						0900

Operator Train ID 1st Class/Reservations/Bus Catering facilities	EM 1Y05 ◇	EM 1F12 ◇	EM 2L61	EM 1D13 ◇	EM 2L61	EM 1Y07 ◇	EM 1F15 ◇	EM 1D16 ◇	EM 1Y09 ◇	EM 1F17 ◇	EM 2L63	EM 1D18 ◇	EM 2L63	EM 1Y11 ◇	EM 1F20 ◇	EM 1D21 ◇	EM 1Y13 ◇	EM 1F22 ◇
St Pancras International (STP)  d	0715	0732		0735		0745	0802	0805	0815	0832		0835		0845	0902	0905	0915	0932
Luton Airport Parkway (LTN)  d	0737					0807			0837					0907				0937
Luton (LUT)  d	0740					0810			0840					0910				0940
Bedford (BDM)  d	0756					0826			0856					0926				0956
Wellingborough (WEL)  d	0808					0838			0908					0938				1008
Kettering (KET)  a	0815			0821		0845		0852	0915			0921		0945		0952	1015	
Kettering (KET)  d	0816			0822		0846		0854	0916			0922		0946		0953	1016	
Corby (COR)  d	0824a					0854a			0924a					0954a			1024a	
Oakham (OKM)  a																		
Melton Mowbray (MMO)  a																		
Market Harborough (MHR)  d				0832				0904				0932				1003		
Leicester (LEI)  a		0836		0845			0905	0916	0936			0945			1005	1016		1036
Leicester (LEI)  d		0837	0843	0846			0906	0917	0937	0943	0946				1006	1018		1037
Syston (SYS)  d			0850								0950							
Sileby (SIL)  d			0855								0955							
Barrow Upon Soar (BWS)  d			0859		←						0959		←					
Loughborough (LBO)  d		0847	0904		←	0904		0927	0947	1004		1004				1028		1047
East Midlands Parkway (EMD)  d		0854	←		←	0915		0935	0954	←		1013				1035		1054
Attenborough (ATB)  d						0923						1025						
Beeston (BEE)  d						0927		0941				1029				1042		
Nottingham (NOT)  a				0911		0934		0948				1009	1036			1049		
Newark Castle (NCT)  a						0957						1100						
Lincoln (LCN)  a						1028						1130						
Grimsby Town (GMB)  a												1223						
Long Eaton (LGE)  d		0859								0959								1059
Derby (DBY)  a		0908					0927			1008						1027		1108
Chesterfield (CHD)  a		0930					0945			1027						1045		1129
Sheffield (SHF)  a		0944					1000			1041						1058		1142

NOTES (see introductory pages for explanation of train operator codes and standard symbols)

- a Arrival time  
d Departure time



London to Kettering, Corby, Leicester, Nottingham, Derby, Chesterfield and Sheffield

Saturdays from 16 October

Operator Train ID 1st Class/Reservations/Bus Catering facilities	EM 2L65	EM 1D23 ◇ ⌘	EM 2L65	EM 1Y15 ◇	EM 1F25 ◇ ⌘	EM 1D26 ◇ ⌘	EM 1Y17 ◇	EM 1F27 ◇ ⌘	EM 2L67	EM 1D28 ◇ ⌘	EM 2L67	EM 1Y19 ◇	EM 1F30 ◇ ⌘	EM 1D31 ◇ ⌘	EM 1Y21 ◇	EM 1F32 ◇ ⌘	EM 2L69	EM 1D33 ◇ ⌘
St Pancras International (STP)  d		0935		0945	1002	1005	1015	1032		1035		1045	1102	1105	1115	1132		1135
Luton Airport Parkway (LTN)  d				1007			1037					1107			1137			
Luton (LUT)  d				1010			1040					1110			1140			
Bedford (BDM)  d				1026			1056					1126			1156			
Wellingborough (WEL) d				1038			1108					1138			1208			
Kettering (KET) a		1021		1045		1052	1115			1121		1145		1152	1215			1221
Kettering (KET) d		1022		1046		1054	1116			1122		1146		1153	1216			1222
Corby (COR) d				1054a			1124a					1154a			1224a			
Oakham (OKM) a																		
Melton Mowbray (MMO) a																		
Market Harborough (MHR) d		1032				1104				1132				1203				1232
Leicester (LEI) a		1045			1105	1116		1136		1145			1206	1216		1236		1245
Leicester (LEI) d	1042	1046			1106	1117		1137	1143	1147			1207	1217		1237	1243	1246
Syston (SYS) d	1049								1150									1250
Sileby (SIL) d	1054								1155									1255
Barrow Upon Soar (BWS) d	1058		←						1159		←							1259
Loughborough (LBO) d	1103		1103			1127		1147	1204		1204			1227		1247		1304
East Midlands Parkway (EMD)  d	←	←	1112			1135		1154	←		←			1235		1254		←
Attenborough (ATB) d			1118										1219					
Beeston (BEE) d			1122			1141							1223		1241			
Nottingham (NOT)  a		1109	1133			1149				1211			1233		1248			1309
Newark Castle (NCT) a			1159										1300					
Lincoln (LCN) a			1229										1328					
Grimsby Town (GMB) a													1423					
Long Eaton (LGE) d								1159										1259
Derby (DBY)  a						1127		1208					1227					1308
Chesterfield (CHD) a						1145		1227					1246					1328
Sheffield (SHF)  a						1158		1245					1259					1343

Operator Train ID 1st Class/Reservations/Bus Catering facilities	EM 2L69	EM 1Y23 ◇	EM 1F35 ◇ ⌘	EM 1D36 ◇ ⌘	EM 1Y25 ◇	EM 1F37 ◇ ⌘	EM 2L71	EM 1D38 ◇ ⌘	EM 2L71	EM 1Y27 ◇	EM 1F40 ◇ ⌘	EM 1D41 ◇ ⌘	EM 1Y29 ◇	EM 1F42 ◇ ⌘	EM 2L73	EM 1D43 ◇ ⌘	EM 2L73	EM 1Y31 ◇
St Pancras International (STP)  d		1145	1202	1205	1215	1232		1235		1245	1302	1305	1315	1332		1335		1345
Luton Airport Parkway (LTN)  d		1207			1237					1307			1337					1407
Luton (LUT)  d		1210			1240					1310			1340					1410
Bedford (BDM)  d		1226			1256					1326			1356					1426
Wellingborough (WEL) d		1238			1308					1338			1408					1438
Kettering (KET) a		1245		1252	1315			1321		1345		1352	1415			1421		1445
Kettering (KET) d		1246		1254	1316			1322		1346		1353	1416			1422		1446
Corby (COR) d		1254a			1324a					1354a			1424a					1454a
Oakham (OKM) a																		
Melton Mowbray (MMO) a																		
Market Harborough (MHR) d				1304				1332				1403				1432		
Leicester (LEI) a			1305	1317		1336		1345			1405	1416		1435		1445		
Leicester (LEI) d			1306	1318		1337	1343	1346			1406	1418		1436	1442	1446		
Syston (SYS) d							1350								1449			
Sileby (SIL) d							1355								1454			
Barrow Upon Soar (BWS) d	←						1359		←						1458			←
Loughborough (LBO) d	1304			1328		1347	1404		1404			1428		1446	1503			1503
East Midlands Parkway (EMD)  d	←	←		1335		1354	←		←			1435		1454	←			←
Attenborough (ATB) d	1319								1419									1518
Beeston (BEE) d	1323			1342					1422			1442						1522
Nottingham (NOT)  a	1332			1349				1408	1432			1448				1508		1533
Newark Castle (NCT) a	1359								1500									1600
Lincoln (LCN) a	1429								1529									1631
Grimsby Town (GMB) a									1624									
Long Eaton (LGE) d						1359								1458				
Derby (DBY)  a				1327		1408						1427		1507				
Chesterfield (CHD) a				1346		1426						1445		1526				
Sheffield (SHF)  a				1400		1444						1500		1542				

NOTES (see introductory pages for explanation of train operator codes and standard symbols)

- a Arrival time
- d Departure time

## London to Kettering, Corby, Leicester, Nottingham, Derby, Chesterfield and Sheffield

Saturdays from 16 October

Operator Train ID Days of operation/Notes 1st Class/Reservations/Bus Catering facilities	EM 1F45	EM 1D46	EM 1Y33	EM 1F47	EM 2L75	EM 1D48	EM 2L75	EM 1Y35	EM 1F50	EM 1D51	EM 1Y37	EM 1F52	EM 2L77 A	EM 1D53	EM 2L77 A	EM 1Y39	EM 1F55	EM 1D56
St Pancras International (STP)  d	1402	1405	1415	1432		1435		1445	1502	1505	1515	1532		1535		1545	1602	1605
Luton Airport Parkway (LTN)  d			1437					1507			1537					1607		
Luton (LUT)  d			1440					1510			1540					1610		
Bedford (BDM)  d			1456					1526			1556					1626		
Wellingborough (WEL) d			1508					1538			1608					1638		
Kettering (KET) a		1452	1515			1521		1545		1552	1615			1621		1645		1650
Kettering (KET) d		1453	1516			1522		1546		1553	1616			1622		1646		1652
Corby (COR) d			1524a					1554a			1624a					1654a		
Oakham (OKM) a																		
Melton Mowbray (MMO) a																		
Market Harborough (MHR) d		1503				1532				1603				1632				1704
Leicester (LEI) a	1505	1516		1536		1545			1605	1616		1635		1645		1705		1717
Leicester (LEI) d	1506	1518		1537	1543	1546			1606	1618		1636	1643	1646		1706		1718
Syston (SYS) d					1550								1650					
Sileby (SIL) d					1555								1655					
Barrow Upon Soar (BWS) d					1559		←						1659					
Loughborough (LBO) d		1528		1547	1604			1604		1628		1646	1704		←	1704		1728
East Midlands Parkway (EMD)  d		1535		1554	→			1613		1635		1654	→			1714		1735
Attenborough (ATB) d								1622								1722		
Beeston (BEE) d		1542						1626		1642						1726		1742
Nottingham (NOT)  a		1549				1609		1631		1649				1709		1732		1748
Newark Castle (NCT) a								1659								1758		
Lincoln (LCN) a								1731								1828		
Grimsby Town (GMB) a								1824								1923		
Long Eaton (LGE) d				1559								1658						
Derby (DBY)  a	1527			1608					1627			1708						1726
Chesterfield (CHD) a	1545			1627					1645			1730						1745
Sheffield (SHF)  a	1600			1642					1658			1744						1758

Operator Train ID Days of operation/Notes 1st Class/Reservations/Bus Catering facilities	EM 1Y41	EM 1F57	EM 2L79	EM 1D58	EM 2L79	EM 1Y43	EM 1F60	EM 1D61	EM 1Y45	EM 1F62	EM 2L81	EM 1D63	EM 2L81	EM 1Y47	EM 1F65	EM 1D66	EM 1Y49	EM 1F67
St Pancras International (STP)  d	1615	1632		1635		1645	1702	1705	1715	1732		1735		1745	1802	1805	1815	1832
Luton Airport Parkway (LTN)  d	1637					1707			1737					1807			1837	
Luton (LUT)  d	1640					1710			1740					1810			1840	
Bedford (BDM)  d	1656					1726			1756					1826			1856	
Wellingborough (WEL) d	1708					1738			1808					1838			1908	
Kettering (KET) a	1715			1721		1745		1751	1815			1821		1845		1851	1915	
Kettering (KET) d	1716			1722		1746		1752	1816			1822		1846		1852	1916	
Corby (COR) d	1724a					1754a			1824a					1854a			1924a	
Oakham (OKM) a																		
Melton Mowbray (MMO) a																		
Market Harborough (MHR) d				1732				1803				1832				1903		
Leicester (LEI) a		1735		1744			1805	1816		1835		1845			1905	1916		1935
Leicester (LEI) d		1736	1742	1745			1806	1818		1836	1842	1846			1906	1918		1936
Syston (SYS) d			1749								1849							
Sileby (SIL) d			1754								1854							
Barrow Upon Soar (BWS) d			1758		←						1858		←					
Loughborough (LBO) d		1746	1803		1803			1828		1846	1903		1903			1928		1946
East Midlands Parkway (EMD)  d		1753	→		1812			1835		1854	→		1912			1935		1954
Attenborough (ATB) d						1818							1918					
Beeston (BEE) d						1822			1842				1922			1942		
Nottingham (NOT)  a				1807		1832		1848				1909	1929		1948			
Newark Castle (NCT) a						1901							1956					
Lincoln (LCN) a						1931							2021					
Grimsby Town (GMB) a																		
Long Eaton (LGE) d		1758								1900								1959
Derby (DBY)  a		1807						1827		1909						1927		2007
Chesterfield (CHD) a		1828						1845		1928						1945		2026
Sheffield (SHF)  a		1843						1900		1942						2000		2040

NOTES (see introductory pages for explanation of train operator codes and standard symbols)

a Arrival time  
d Departure time

A To Cleethorpes 1937

London to Kettering, Corby, Leicester, Nottingham, Derby, Chesterfield and Sheffield

Saturdays from 16 October

Operator Train ID 1st Class/Reservations/Bus Catering facilities	EM 2L83	EM 1D68 11◇ ♣	EM 2L83	EM 1Y53 ◇	EM 1F70 11◇ ♣	EM 1D71 11◇ ♣	EM 1Y55 ◇	EM 1F72 11◇ ♣	EM 2L85	EM 1D73 11◇ ♣	EM 2L85	EM 1Y57 ◇	EM 1F75 11◇ ♣	EM 1D96 11◇ ♣	EM 1Y59 ◇	EM 1F77 11◇ ♣	EM 2L87	EM 1D78 11◇ ♣
St Pancras International (STP)  d		1835		1845	1902	1905	1915	1932		1935		1945	2002	2005	2015	2032		2035
Luton Airport Parkway (LTN)  d				1907			1937					2007			2037			
Luton (LUT)  d				1910			1940					2010			2040			
Bedford (BDM)  d				1926			1956					2026			2056			
Wellingborough (WEL) d				1938			2008					2038			2108			
Kettering (KET) a		1921		1945		1952	2015			2021		2045		2052	2115			2121
Kettering (KET) d		1922		1946		1954	2016			2022		2046		2053	2116			2122
Corby (COR) d				1954a			2024a					2054a			2124a			
Oakham (OKM) a																		
Melton Mowbray (MMO) a																		
Market Harborough (MHR) d		1932				2004				2032				2103				2132
Leicester (LEI) a		1944			2005	2017		2036		2045			2105	2116		2135		2145
Leicester (LEI) d	1943	1946			2006	2018		2037	2043	2046			2106	2117		2136	2143	2146
Syston (SYS) d	1950								2050									2150
Sileby (SIL) d	1955								2055									2155
Barrow Upon Soar (BWS) d	1959								2059									2159
Loughborough (LBO) d	2004		2004			2028		2047	2104		2104			2128		2146		2204
East Midlands Parkway (EMD)  d	2004		2012			2035		2054	2100		2100			2136		2154		2204
Attenborough (ATB) d			2019											2119				
Beeston (BEE) d			2022			2042								2123				
Nottingham (NOT)  a		2008	2029			2048				2110				2129		2148		2207
Newark Castle (NCT) a			2056											2204				
Lincoln (LCN) a			2127											2230				
Grimsby Town (GMB) a																		
Long Eaton (LGE) d								2059					2121					2200
Derby (DBY)  a					2028			2108					2130					2211
Chesterfield (CHD) a					2047			2127					2149					2230
Sheffield (SHF)  a					2101			2141					2202					2243

Operator Train ID 1st Class/Reservations/Bus Catering facilities	EM 2L87	EM 1Y61 ◇	EM 1F80 11◇ ♣	EM 1D81 11◇ ♣	EM 1Y63 ◇	EM 1F82 11◇ ♣	EM 1D83 11◇ ♣	EM 1Y65 ◇	EM 1F85 11◇ ♣	EM 2L89	EM 1Y67 ◇	EM 1D86 11◇ ♣	EM 1Y69 ◇	EM 1Y71 ◇
St Pancras International (STP)  d		2045	2102	2105	2115	2132	2135	2145	2215		2218	2232	2246	2335
Luton Airport Parkway (LTN)  d		2107			2137			2207			2240		2313	0015
Luton (LUT)  d		2110			2140			2210			2243		2317	0021
Bedford (BDM)  d		2126			2156			2228			2259		2339	0042
Wellingborough (WEL) d		2138			2208			2240			2310		2359	0101
Kettering (KET) a		2145		2152	2215		2224	2247	2302		2319	2318	0008	0110
Kettering (KET) d		2146		2153	2216		2225	2248	2304		2320	2319	0008	
Corby (COR) d		2154a			2224a			2256a			2328a		0016a	
Oakham (OKM) a														
Melton Mowbray (MMO) a														
Market Harborough (MHR) d				2203			2235		2314				2329	
Leicester (LEI) a			2205	2217		2235	2248		2327				2342	
Leicester (LEI) d			2206	2218		2236	2249		2328	2334			2345	
Syston (SYS) d														
Sileby (SIL) d														
Barrow Upon Soar (BWS) d														
Loughborough (LBO) d	2204			2228		2246	2259		2338	2345			2355	
East Midlands Parkway (EMD)  d	2213			2235		2254	2306		2345	2353			0002	
Attenborough (ATB) d	2219									2358				
Beeston (BEE) d	2223			2242						0002			0012	
Nottingham (NOT)  a	2229			2248			2316			0009			0018	
Newark Castle (NCT) a														
Lincoln (LCN) a														
Grimsby Town (GMB) a														
Long Eaton (LGE) d													0037	
Derby (DBY)  a				2227			2304		2355				0046	
Chesterfield (CHD) a				2245			2322							
Sheffield (SHF)  a				2258			2334							

NOTES (see introductory pages for explanation of train operator codes and standard symbols)

- a Arrival time
- d Departure time

London to Kettering, Corby, Leicester, Nottingham, Derby, Chesterfield and Sheffield

Sundays

Operator Train ID 1st Class/Reservations/Bus Catering facilities	EM 1F01 ◇	EM 1Y02 ◇	EM 1Y04 ◇	EM 1D03 ◇	EM 1F04 ◇	EM 1Y05 ◇	EM 1D06 ◇	EM 1F07 ◇	EM 1Y08 ◇	EM 1D09 ◇	EM 1Y10 ◇	EM 1D11 ◇	EM 1F11 ◇	EM 1Y12 ◇	EM 1D14 ◇	EM 1F16 ◇	EM 1Y15 ◇	EM 1Y17 ◇	
St Pancras International (STP)  d				0900	0930		1000	1030		1100		1130	1202	1214	1235	1302		1314	
Luton Airport Parkway (LTN)  d				0932	1002		1032	1102		1132		1202		1236	1257			1336	
Luton (LUT)  d				0936			1036			1136				1239				1339	
Bedford (BDM)  d				1000	1030		1100	1130		1200		1224		1255	1311			1355	
Wellingborough (WEL) d				1012	1042		1112	1142		1212		1235		1307	1323			1407	
Kettering (KET) a				1018	1048		1118	1148		1218		1241		1315	1329			1414	
Kettering (KET) d		0945	1015	1019	1049	1100	1119	1149	1202	1219	1230	1242		1316	1330			1348	1416
Corby (COR) d		0953a	1023a			1108a			1210a		1238a			1324a				1356a	1424a
Oakham (OKM) a																			
Melton Mowbray (MMO) a																			
Market Harborough (MHR) d				1029	1059		1129	1159		1229		1252	1257		1340	1355			
Leicester (LEI) a				1043	1113		1143	1216		1243		1306	1311		1354	1409			
Leicester (LEI) d	1015			1044	1114		1144	1218		1244		1308	1313		1356	1411			
Syston (SYS) d																			
Sileby (SIL) d																			
Barrow Upon Soar (BWS) d																			
Loughborough (LBO) d	1025			1054	1124		1154	1228		1254			1323		1406	1421			
East Midlands Parkway (EMD)  d	1032			1102	1132		1202	1235		1302			1330		1414	1428			
Attenborough (ATB) d																			
Beeston (BEE) d				1108			1208			1308					1421				
Nottingham (NOT)  a				1115			1214			1315		1329			1427				
Newark Castle (NCT) a																			
Lincoln (LCN) a																			
Grimsby Town (GMB) a																			
Long Eaton (LGE) d	1037					1136		1240					1335					1433	
Derby (DBY)  a	1048					1145		1250					1344					1442	
Chesterfield (CHD) a	1111					1209		1310					1409					1510	
Sheffield (SHF)  a	1126					1224		1327					1427					1527	

Operator Train ID 1st Class/Reservations/Bus Catering facilities	EM 1D18 ◇	EM 1F20 ◇	EM 1Y19 ◇	EM 1Y21 ◇	EM 1D22 ◇	EM 1Y23 ◇	EM 1F24 ◇	EM 1Y25 ◇	EM 1F26 ◇	EM 1D27 ◇	EM 1Y28 ◇	EM 1F29 ◇	EM 1D30 ◇	EM 1Y31 ◇	EM 1F32 ◇	EM 1D33 ◇	EM 1Y34 ◇	EM 1F35 ◇
St Pancras International (STP)  d	1335	1402		1414	1435	1444	1502	1514	1532	1535	1544	1602	1605	1614	1632	1635	1644	1702
Luton Airport Parkway (LTN)  d	1357			1436		1506		1536			1606			1636				1706
Luton (LUT)  d	1400			1439		1509		1539			1609			1639				1709
Bedford (BDM)  d	1414			1455		1525		1555			1625			1655				1725
Wellingborough (WEL) d	1426			1507		1537		1607			1637			1707				1737
Kettering (KET) a	1432			1514	1520	1545		1615	1617	1623	1645		1650	1715		1721	1745	
Kettering (KET) d	1433		1446	1516	1521	1547		1617	1618	1624	1647		1651	1717		1722	1747	
Corby (COR) d			1454a	1524a		1555a		1625a			1655a			1725a			1755a	
Oakham (OKM) a																		
Melton Mowbray (MMO) a																		
Market Harborough (MHR) d	1443	1455			1531		1555			1634		1655	1701			1732		
Leicester (LEI) a	1500	1509			1545		1609		1640	1652		1708	1718		1737	1746		1805
Leicester (LEI) d	1502	1511			1547		1611		1642	1653		1709	1719		1738	1748		1806
Syston (SYS) d																		
Sileby (SIL) d																		
Barrow Upon Soar (BWS) d																		
Loughborough (LBO) d	1512	1521			1557		1621		1652	1703			1729		1748			
East Midlands Parkway (EMD)  d	1519	1529			1605		1629		1659	1711		1723	1736		1755	1802		1820
Attenborough (ATB) d																		
Beeston (BEE) d	1527				1611					1717			1743			1808		
Nottingham (NOT)  a	1533				1621					1723			1750			1815		
Newark Castle (NCT) a																		
Lincoln (LCN) a																		
Grimsby Town (GMB) a																		
Long Eaton (LGE) d		1533					1633		1704							1800		
Derby (DBY)  a		1542					1642		1713				1733			1809		1830
Chesterfield (CHD) a		1609					1710		1733				1751			1831		1848
Sheffield (SHF)  a		1627					1727		1749				1805			1846		1905

NOTES (see introductory pages for explanation of train operator codes and standard symbols)

- a Arrival time
- d Departure time

London to Kettering, Corby, Leicester, Nottingham, Derby, Chesterfield and Sheffield

Sundays

Operator Train ID 1st Class/Reservations/Bus Catering facilities	EM 1D36 11◇	EM 1Y37 ◇	EM 1F38 11◇	EM 1D39 11◇	EM 1Y40 ◇	EM 1F41 11◇	EM 1D42 11◇	EM 1Y43 ◇	EM 1F44 11◇	EM 1D45 11◇	EM 1Y46 ◇	EM 1F47 11◇	EM 1D48 11◇	EM 1Y49 ◇	EM 1F50 11◇	EM 1D51 11◇	EM 1Y52 ◇	EM 1F53 11◇
St Pancras International (STP)  d	1705	1714	1732	1735	1744	1802	1805	1814	1832	1835	1844	1902	1905	1914	1932	1935	1944	2002
Luton Airport Parkway (LTN)  d		1736			1806			1836			1906			1936			2006	
Luton (LUT)  d		1739			1809			1839			1909			1939			2009	
Bedford (BDM)  d		1755			1825			1855			1925			1955			2025	
Wellingborough (WEL) d		1807			1837			1907			1937			2007			2037	
Kettering (KET) a	1750	1815		1820	1845		1850	1915		1920	1945		1950	2015		2020	2045	
Kettering (KET) d	1751	1817		1821	1847		1851	1917		1921	1947		1951	2017		2021		
Corby (COR) d		1825a			1855a			1925a			1955a			2025a				
Oakham (OKM) a																		
Melton Mowbray (MMO) a																		
Market Harborough (MHR) d	1801			1831			1901			1931			2001			2031		
Leicester (LEI) a	1816		1837	1846		1906	1916		1937	1946		2005	2017		2037	2046		2105
Leicester (LEI) d	1819		1838	1849		1907	1918		1938	1947		2007	2019		2038	2048		2106
Syston (SYS) d																		
Sileby (SIL) d																		
Barrow Upon Soar (BWS) d																		
Loughborough (LBO) d	1829		1848				1928		1948				2029		2048	2058		2116
East Midlands Parkway (EMD)  d	1836		1855	1902		1920	1935		1955	2001		2020	2036		2055	2105		2124
Attenborough (ATB) d																		
Beeston (BEE) d	1845						1944						2044					
Nottingham (NOT)  a	1850			1912			1950			2011			2050			2115		
Newark Castle (NCT) a																		
Lincoln (LCN) a																		
Grimsby Town (GMB) a																		
Long Eaton (LGE) d			1900						2000						2100			
Derby (DBY)  a			1909			1930			2009			2030			2109			2134
Chesterfield (CHD) a			1928			1950			2030			2049			2127			2152
Sheffield (SHF)  a			1947			2005			2046			2106			2141			2208

Operator Train ID 1st Class/Reservations/Bus Catering facilities	EM 1D54 11◇	EM 1Y55 ◇	EM 1F52 11◇	EM 1D56 11◇	EM 1Y57 ◇	EM 1F58 11◇	EM 1Y60 ◇	EM 1F59 11◇	EM 1D61 11◇	EM 1F62 11◇	EM 1Y63 ◇	EM 1D64 11◇	EM 1F66 11◇
St Pancras International (STP)  d	2005	2014	2032	2035	2044	2102	2114		2135	2202	2212	2232	2300
Luton Airport Parkway (LTN)  d		2036			2106		2136		2157		2236	2254	2332
Luton (LUT)  d		2039			2109		2139				2239		
Bedford (BDM)  d		2055			2125		2155		2211		2255	2313	2358
Wellingborough (WEL) d		2107			2137		2207		2223		2307	2325	0010
Kettering (KET) a	2050	2115		2120	2145		2215		2229		2315	2331	0016
Kettering (KET) d	2051	2117		2121			2217		2230		2316	2333	0017
Corby (COR) d		2125a					2225a				2324a		
Oakham (OKM) a													
Melton Mowbray (MMO) a													
Market Harborough (MHR) d	2101			2131					2240	2256		2343	0027
Leicester (LEI) a	2116		2136	2146		2207			2254	2311		2357	0042
Leicester (LEI) d	2117		2138	2147		2208		2230	2256	2312		2358	0043
Syston (SYS) d													
Sileby (SIL) d													
Barrow Upon Soar (BWS) d													
Loughborough (LBO) d	2127		2148			2218		2240	2306			0008	0053
East Midlands Parkway (EMD)  d	2135		2155			2225		2247	2313	2325		0016	0100
Attenborough (ATB) d													
Beeston (BEE) d	2141			2206					2320			0022	
Nottingham (NOT)  a	2147			2212					2326			0028	
Newark Castle (NCT) a													
Lincoln (LCN) a													
Grimsby Town (GMB) a													
Long Eaton (LGE) d			2200			2230			2330				
Derby (DBY)  a			2209			2239		2257	2350	2339			0110
Chesterfield (CHD) a			2227			2257				2357			
Sheffield (SHF)  a			2242			2316				0013			

NOTES (see introductory pages for explanation of train operator codes and standard symbols)

- a Arrival time
- d Departure time



Sheffield, Chesterfield, Derby, Nottingham, Leicester, Corby and Kettering to London

**Mondays to Fridays until 8 October**

Operator Train ID 1st Class/Reservations/Bus Catering facilities	EM 1H00 ◇	EM 1B01 1◇ ㄟ	EM 1B02 1◇ ㄟ	EM 1H03 ◇	EM 1B04 1◇ ㄟ	EM 1C05 1◇ ㄟ	EM 1H06 ◇	EM 2L08	EM 1B07 1◇ ㄟ	EM 1C08 1◇ ㄟ	EM 1H09 ◇	EM 1B10 1◇ ㄟ	EM 1C11 1◇ ㄟ	EM 1H12 ◇	EM 1B13 1◇ ㄟ	EM 2L10	EM 1C14 1◇ ㄟ	EM 1H15 ◇	
Sheffield (SHF) ㄟ ㉗ d						0458				0530			0556					0630	
Chesterfield (CHD) d						0510				0542			0608					0644	
Derby (DBY) ㉖ d		0356	0418		0447	0530				0602			0628					0705	
Long Eaton (LGE) d		0404			0456	0538				0610			0636						
Grimsby Town (GMB) d																			
Lincoln (LCN) d																			
Newark Castle (NCT) d																			
Nottingham (NOT) ㄟ ㉘ d		0421	0440		0514			0531	0549				0612			0649			
Beeston (BEE) d		0427	0446		0520								0618						
Attenborough (ATB) d																			
East Midlands Parkway (EMD) ㄟ d		0433	0453		0527	0543		0542		0615		0624	0641		0659			0659	0719
Loughborough (LBO) d		0441	0500		0534	0550		0551				0632	0648					0704	
Barrow Upon Soar (BWS) d								0556										0708	
Sileby (SIL) d								0600										0714	
Syston (SYS) d								0605										0714	
Leicester (LEI) a		0451	0510		0544	0600		0614	0609	0628		0642	0658		0712	0723	0729		
Leicester (LEI) d		0452	0512		0546	0602			0610	0630		0643	0700		0714		0730		
Market Harborough (MHR) d		0506	0525		0559				0624			0656			0727				
Melton Mowbray (MMO) d																			
Oakham (OKM) d																			
Corby (COR) d	0432			0539			0611				0639			0710					0740
Kettering (KET) a	0440		0534	0547	0608		0619		0633		0647	0705		0718	0736				0748
Kettering (KET) d	0440		0535	0547	0611		0619		0636		0648	0706		0718	0737				0749
Wellingborough (WEL) d	0448			0555			0627				0656			0726					0757
Bedford (BDM) ㉗ d	0509			0608			0640				0709			0739					0810
Luton (LUT) ㉘ d	0529			0625			0656				0725			0755					0825
Luton Airport Parkway (LTN) ㄟ ㉗ d	0532		0613	0628			0659				0728			0758					0828
St Pancras International (STP) ㄟ ㉘ ㉙ a	0602	0610	0634	0654	0703	0709	0724		0731	0739	0753	0756	0808	0823	0827		0839		0853

Operator Train ID 1st Class/Reservations/Bus Catering facilities	EM 1B16 1◇	EM 1C17 1◇	EM 1H18 ◇	EM 2L12	EM 1B19 1◇	EM 1C20 1◇	EM 1H21 ◇	EM 1P22 1◇	EM 1B22 1◇	EM 1C23 1◇	EM 1H24 ◇	EM 2L14	EM 1B25 1◇	EM 1C26 1◇	EM 1H27 ◇	EM 1B28 1◇	EM 1C29 1◇	EM 1H30 ◇	
Sheffield (SHF) ㄟ ㉗ d		0700				0733				0800					0837			0900	
Chesterfield (CHD) d		0713				0745				0812					0849			0912	
Derby (DBY) ㉖ d		0733				0805				0832					0909			0932	
Long Eaton (LGE) d		0741								0840								0941	
Grimsby Town (GMB) d																			
Lincoln (LCN) d	0614				0640														
Newark Castle (NCT) d	0642				0714														
Nottingham (NOT) ㄟ ㉘ d	0712			0727	0749				0813			0824	0850				0912		
Beeston (BEE) d	0718			0733					0819			0831					0918		
Attenborough (ATB) d				0737								0835							
East Midlands Parkway (EMD) ㄟ d	0726			0744	0759				0825	0845		0842					0925	0945	
Loughborough (LBO) d		0750		0753		0819				0852		0852					0932	0953	
Barrow Upon Soar (BWS) d				0759								0857							
Sileby (SIL) d				0803								0901							
Syston (SYS) d				0808								0908							
Leicester (LEI) a	0740	0800		0817	0812	0829			0839	0903		0916	0910	0929		0942	1003		
Leicester (LEI) d	0743	0801			0814	0830			0840	0904			0912	0930		0943	1004		
Market Harborough (MHR) d	0757				0827				0854				0926			0957			
Melton Mowbray (MMO) d								0815											
Oakham (OKM) d								0827											
Corby (COR) d			0809				0839	0849			0911				0940				1011
Kettering (KET) a	0806		0817		0836	0847	0858	0903		0919		0935		0948	1006				1019
Kettering (KET) d	0807		0818		0837		0848	0910		0919		0936		0949	1007				1019
Wellingborough (WEL) d			0826				0856			0927				0957					1027
Bedford (BDM) ㉗ d			0839				0909			0940				1010					1040
Luton (LUT) ㉘ d			0855				0924			0956				1025					1056
Luton Airport Parkway (LTN) ㄟ ㉗ d			0858				0927			0959				1028					1059
St Pancras International (STP) ㄟ ㉘ ㉙ a	0857	0909	0921		0924	0938	0950		1003	1007	1022		1025	1038	1051	1054	1107		1122

NOTES (see introductory pages for explanation of train operator codes and standard symbols)

- a Arrival time
- d Departure time

## Sheffield, Chesterfield, Derby, Nottingham, Leicester, Corby and Kettering to London

**Mondays to Fridays until 8 October**

Operator Train ID 1st Class/Reservations/Bus Catering facilities	EM 2L56	EM 1B31 ◇	EM 1C32 ◇	EM 1H33 ◇	EM 1B34 ◇	EM 1C35 ◇	EM 1H36 ◇	EM 2L58	EM 1B37 ◇	EM 1C38 ◇	EM 1H39 ◇	EM 1B40 ◇	EM 1C41 ◇	EM 1H42 ◇	EM 2L60	EM 1B43 ◇	EM 1C44 ◇	EM 1H45 ◇	
Sheffield (SHF) ⑦ d			0937			1000				1037			1100					1137	
Chesterfield (CHD) d			0949			1013				1049			1112					1149	
Derby (DBY) ⑥ d			1009			1033				1110			1132					1209	
Long Eaton (LGE) d						1041							1140						
Grimsby Town (GMB) d	0741							0839											
Lincoln (LCN) d	0838							0935							1035				
Newark Castle (NCT) d	0906							1003							1104				
Nottingham (NOT) ⑧ d	0929	0950			1012			1027	1050			1112			1127	1150			
Beeston (BEE) d	0935				1018			1033				1118			1133				
Attenborough (ATB) d	0939							1037							1137				
East Midlands Parkway (EMD) ← d	0945				1025	1046		1043				1125	1145		1143				
Loughborough (LBO) d	0954				1032	1053		1052				1132	1152		1152				
Barrow Upon Soar (BWS) d	0959							1057							1157				
Sileby (SIL) d	1003							1101							1201				
Syston (SYS) d	1009							1106							1206				
Leicester (LEI) a	1017	1011	1029		1042	1103		1114	1110	1130		1142	1202		1214	1211	1229		
Leicester (LEI) d		1013	1031		1043	1105			1113	1132		1143	1204				1213	1232	
Market Harborough (MHR) d		1026			1057				1126			1157					1226		
Melton Mowbray (MMO) d																			
Oakham (OKM) d																			
Corby (COR) d				1040				1111				1140			1211				1240
Kettering (KET) a		1035	1048	1106			1119	1135				1148	1206		1219		1235		1248
Kettering (KET) d		1036	1049	1107			1119	1136				1149	1207		1219		1236		1249
Wellingborough (WEL) d			1057				1127					1157			1227				1257
Bedford (BDM) ⑦ d			1110				1140					1210			1240				1310
Luton (LUT) ⑩ d			1125				1156					1225			1256				1325
Luton Airport Parkway (LTN) ← ⑦ d			1128				1159					1228			1259				1328
St Pancras International (STP) ② ③ ⑥ a		1125	1138	1151	1154	1208	1222		1225	1236	1251	1254	1308	1322		1325	1338	1351	

Operator Train ID Days of operation/Notes 1st Class/Reservations/Bus Catering facilities	EM 1B46	EM 1C47	EM 1H48	EM 2L62	EM 1B49	EM 1C50	EM 1H51	EM 1P54 WO	EM 1P54 WX	EM 1B52	EM 1P54	EM 1C53	EM 2L64	EM 1B55	EM 1C56	EM 1H57	EM 1B58	EM 1C59	
Sheffield (SHF) ⑦ d		1200				1237						1300				1337		1400	
Chesterfield (CHD) d		1212				1249						1312				1349		1412	
Derby (DBY) ⑥ d		1232				1309						1332				1409		1432	
Long Eaton (LGE) d		1240										1340						1440	
Grimsby Town (GMB) d				1041															
Lincoln (LCN) d				1135									1237						
Newark Castle (NCT) d				1203									1304						
Nottingham (NOT) ⑧ d	1212			1227	1250					1312			1328	1350				1412	
Beeston (BEE) d	1218			1233						1318			1334					1418	
Attenborough (ATB) d				1237									1338						
East Midlands Parkway (EMD) ← d	1225	1245		1243						1325		1345	1344					1425	1445
Loughborough (LBO) d	1232	1252		1252						1332		1352	1353					1432	1452
Barrow Upon Soar (BWS) d				1257									1358						
Sileby (SIL) d				1301									1402						
Syston (SYS) d				1306									1407						
Leicester (LEI) a	1242	1302		1314	1310	1329				1342		1402	1415	1410	1429		1442	1502	
Leicester (LEI) d	1243	1304			1313	1332				1343		1404		1413	1432		1443	1504	
Market Harborough (MHR) d	1257				1326					1357				1426			1457		
Melton Mowbray (MMO) d									1315										
Oakham (OKM) d									1331										
Corby (COR) d			1311				1340	1351	1352								1440		
Kettering (KET) a	1306		1319		1335		1348	1359	1401	1406	←			1435			1448	1506	
Kettering (KET) d	1307		1319		1336		1349	1413	1413	1407	←	1413		1436			1449	1507	
Wellingborough (WEL) d			1327				1357	→	→			1420					1457		
Bedford (BDM) ⑦ d			1340				1410					1439					1510		
Luton (LUT) ⑩ d			1356				1425					1453					1525		
Luton Airport Parkway (LTN) ← ⑦ d			1359				1428					1457					1528		
St Pancras International (STP) ② ③ ⑥ a	1354	1407	1422		1425	1438	1451			1454	1522	1507		1525	1538	1551	1554	1608	

NOTES (see introductory pages for explanation of train operator codes and standard symbols)

a Arrival time  
d Departure timeWO Wednesdays only  
WX Not Wednesdays

## Sheffield, Chesterfield, Derby, Nottingham, Leicester, Corby and Kettering to London

**Mondays to Fridays until 8 October**

Operator Train ID 1st Class/Reservations/Bus Catering facilities	EM 1H60 ◇	EM 2L66	EM 1B61 1◇ ⌘	EM 1C62 1◇ ⌘	EM 1H63 ◇	EM 1B64 1◇ ⌘	EM 1C65 1◇ ⌘	EM 1H66 ◇	EM 2L68	EM 1B67 1◇ ⌘	EM 1C68 1◇ ⌘	EM 1H69 ◇	EM 1B98 1◇ ⌘	EM 1C71 1◇ ⌘	EM 1H72 ◇	EM 2L70	EM 1B73 1◇ ⌘	EM 1C74 1◇ ⌘	
Sheffield (SHF)	⑦ d			1437			1500				1537			1600				1637	
Chesterfield (CHD)	d			1449			1512				1549			1612				1649	
Derby (DBY)	⑥ d			1509			1532				1609			1632				1709	
Long Eaton (LGE)	d						1540							1640					
Grimsby Town (GMB)	d	1241														1441			
Lincoln (LCN)	d	1335							1437							1535			
Newark Castle (NCT)	d	1403							1504							1558			
Nottingham (NOT)	⑧ d	1427	1450			1512			1528	1550			1612			1628	1650		
Beeston (BEE)	d	1433				1518			1534				1618			1634			
Attenborough (ATB)	d	1437							1538							1638			
East Midlands Parkway (EMD)	← d	1443				1525	1545		1544				1625	1645		1644			
Loughborough (LBO)	d	1452				1533	1552		1553				1632	1652		1653			
Barrow Upon Soar (BWS)	d	1457							1558							1658			
Sileby (SIL)	d	1501							1602							1702			
Syston (SYS)	d	1506							1607							1707			
Leicester (LEI)	a	1514	1510	1529		1543	1602		1615	1610	1629		1642	1702		1715	1710	1729	
Leicester (LEI)	d			1512	1532		1544	1604		1612	1630		1643	1704			1711	1730	
Market Harborough (MHR)	d			1526		1558				1626			1657				1724		
Melton Mowbray (MMO)	d																		
Oakham (OKM)	d																		
Corby (COR)	d	1511				1541			1611				1642			1712			
Kettering (KET)	a	1519		1535		1549	1607		1619		1635		1650	1706		1720		1733	
Kettering (KET)	d	1519		1536		1550	1608		1619		1636		1650	1707		1720		1734	
Wellingborough (WEL)	d	1527				1558			1627				1658			1728		1754	
Bedford (BDM)	⑦ d	1540				1611			1641				1712	1724		1741			
Luton (LUT)	⑩ d	1556				1627			1657				1727			1758			
Luton Airport Parkway (LTN)	←⑦ d	1559				1630			1700				1730			1801			
St Pancras International (STP)	ⓔⓖⓗ a	1622		1626	1639	1654	1657	1709	1724		1727	1739	1755	1808	1811	1825		1838	1841

Operator Train ID Days of operation/Notes 1st Class/Reservations/Bus Catering facilities	EM 1H75 ◇	EM 1B76 1◇ ⌘	EM 1C77 1◇ ⌘	EM 1H78 ◇	EM 2L72	EM 1B79 1◇ ⌘	EM 1C80 A 1◇ ⌘	EM 1H81 ◇	EM 1B82 1◇ ⌘	EM 1C83 1◇ ⌘	EM 1H84 ◇	EM 2L74	EM 1B85 1◇ ⌘	EM 1C86 1◇ ⌘	EM 1H87 ◇	EM 1B88 1◇ ⌘	EM 1C89 1◇ ⌘	EM 1H90 ◇	
Sheffield (SHF)	⑦ d		1701				1733			1800				1837			1900		
Chesterfield (CHD)	d		1714				1745			1812				1849			1912		
Derby (DBY)	⑥ d		1734				1809			1832				1909			1932		
Long Eaton (LGE)	d		1743							1840							1940		
Grimsby Town (GMB)	d											1641							
Lincoln (LCN)	d				1634							1738							
Newark Castle (NCT)	d				1704							1807							
Nottingham (NOT)	⑧ d	1712			1727	1750			1810			1836	1850			1912			
Beeston (BEE)	d	1718			1733				1816			1842				1918			
Attenborough (ATB)	d				1737							1846							
East Midlands Parkway (EMD)	← d	1725	1748		1744				1823	1845		1853				1925	1945		
Loughborough (LBO)	d	1732	1755		1753				1830	1852		1901				1933	1952		
Barrow Upon Soar (BWS)	d				1758							1906							
Sileby (SIL)	d				1802							1910							
Syston (SYS)	d				1809							1915							
Leicester (LEI)	a	1742	1805		1817	1810	1829		1840	1902		1923	1910	1929		1943	2002		
Leicester (LEI)	d	1743	1806			1811	1830		1841	1904			1911	1930		1944	2004		
Market Harborough (MHR)	d	1757				1824			1857				1925			1957			
Melton Mowbray (MMO)	d																		
Oakham (OKM)	d																		
Corby (COR)	d	1740			1806			1840				1911				1940		2011	
Kettering (KET)	a	1748	1806		1814		1833	1848	1906		1919		1934		1948	2006		2019	
Kettering (KET)	d	1749	1807		1815		1834	1849	1907		1919		1935		1949	2007		2019	
Wellingborough (WEL)	d	1757	1814		1823		1841	1857			1927				1957			2027	
Bedford (BDM)	⑦ d	1810			1837			1910			1940				2010			2040	
Luton (LUT)	⑩ d	1827			1855			1925			1956				2025			2056	
Luton Airport Parkway (LTN)	←⑦ d	1830			1858			1928			1959				2028			2059	
St Pancras International (STP)	ⓔⓖⓗ a	1855	1904	1910	1921		1924	1936	1951	1954	2009	2022		2025	2036	2051	2054	2108	2122

**NOTES** (see introductory pages for explanation of train operator codes and standard symbols)

a Arrival time  
d Departure time

A Also calls at Belper 1759

## Sheffield, Chesterfield, Derby, Nottingham, Leicester, Corby and Kettering to London

**Mondays to Fridays until 8 October**

Operator Train ID 1st Class/Reservations/Bus Catering facilities	EM 2L76	EM 1B91 1◇ ♣	EM 1C92 1◇ ♣	EM 1H93 ◇	EM 1B94 1◇ ♣	EM 2L78	EM 1C95 1◇ ♣	EM 1B96 1◇ ♣	EM 1H97 ◇	EM 1C98 1◇ ♣	EM 1B99 1◇ ♣	EM 2L82	EM 1H01 ◇	EM 1C04 1◇ ♣	EM 1H99 ◇	EM 2L88
Sheffield (SHF) ⑦ d			1937				2000			2101				2147		
Chesterfield (CHD) d			1949				2012			2113				2201		
Derby (DBY) ⑥ d			2010				2032			2134				2220		
Long Eaton (LGE) d							2040			2142				2229		
Grimsby Town (GMB) d						1840										
Lincoln (LCN) d	1837					1934										
Newark Castle (NCT) d	1902					2003										
Nottingham (NOT) ⑧ d	1927	1950			2011	2025		2048				2140	2158			2320
Beeston (BEE) d	1933				2017	2032		2056				2149	2204			2326
Attenborough (ATB) d	1937					2036						2208				
East Midlands Parkway (EMD) ← d	1944				2023	2043	2045	2102		2147	2156	2215		2233		2333
Loughborough (LBO) d	1953	2004			2031	2051	2052	2110		2154		2223		2241		2341
Barrow Upon Soar (BWS) d	1958					2056						2229				
Sileby (SIL) d	2003					2100						2233				
Syston (SYS) d	2009					2105						2239				
Leicester (LEI) a	2018	2014	2032		2041	2115	2102	2120		2204	2210	2246		2251		2353
Leicester (LEI) d		2015	2033		2042		2104	2123		2206	2215			2252		
Market Harborough (MHR) d		2028			2056			2137			2230			2305		
Melton Mowbray (MMO) d																
Oakham (OKM) d																
Corby (COR) d				2040					2140				2234		2310	
Kettering (KET) a		2037		2048	2105			2146	2148		2239		2242	2314	2318	
Kettering (KET) d		2038		2049	2106			2147	2149		2240		2243	2315		
Wellingborough (WEL) d				2057					2157				2251			
Bedford (BDM) ⑦ d				2110					2210				2304			
Luton (LUT) ⑩ d				2125					2225				2323			
Luton Airport Parkway (LTN) ← ⑦ d				2128					2228		2317		2326			
St Pancras International (STP) ② ③ ⑥ a		2134	2139	2151	2155		2207	2238	2251	2316	2352		2358	0022		

**NOTES** (see introductory pages for explanation of train operator codes and standard symbols)

- a Arrival time
- d Departure time

Sheffield, Chesterfield, Derby, Nottingham, Leicester, Corby and Kettering to London

**Mondays to Fridays from 11 October**

Operator Train ID 1st Class/Reservations/Bus Catering facilities	EM 1H00 ◇	EM 1B01 1◇ ㄟ	EM 1B02 1◇ ㄟ	EM 1H03 ◇	EM 1B04 1◇ ㄟ	EM 1C05 1◇ ㄟ	EM 1H06 ◇	EM 2L08	EM 1B07 1◇ ㄟ	EM 1C08 1◇ ㄟ	EM 1H09 ◇	EM 1B10 1◇ ㄟ	EM 1C11 1◇ ㄟ	EM 1H12 ◇	EM 1B13 1◇ ㄟ	EM 2L10	EM 1C14 1◇ ㄟ	EM 1H15 ◇	
Sheffield (SHF) ㄟ ㉗ d						0458				0530			0556					0630	
Chesterfield (CHD) d						0510				0542			0608					0644	
Derby (DBY) ㉖ d		0356	0418		0447	0530				0602			0628					0705	
Long Eaton (LGE) d		0404			0456	0538				0610			0636						
Grimsby Town (GMB) d																			
Lincoln (LCN) d																			
Newark Castle (NCT) d																			
Nottingham (NOT) ㄟ ㉘ d		0421	0440		0514			0531	0549				0612			0649			
Beeston (BEE) d		0427	0446		0520								0618						
Attenborough (ATB) d																			
East Midlands Parkway (EMD) ㄟ d		0433	0453		0527	0543		0542		0615		0624	0641		0659			0659	0719
Loughborough (LBO) d		0441	0500		0534	0550		0551				0632	0648					0704	0719
Barrow Upon Soar (BWS) d								0556										0708	
Sileby (SIL) d								0600										0714	
Syston (SYS) d								0605										0714	
Leicester (LEI) a		0451	0510		0544	0600		0614	0609	0628		0642	0658		0712	0723	0729		
Leicester (LEI) d		0452	0512		0546	0602			0610	0630		0643	0700		0714		0730		
Market Harborough (MHR) d		0506	0525		0559				0624			0656			0727				
Melton Mowbray (MMO) d																			
Oakham (OKM) d																			
Corby (COR) d	0432			0539			0611				0639			0710					0740
Kettering (KET) a	0440		0534	0547	0608		0619		0633		0647	0705		0718	0736				0748
Kettering (KET) d	0440		0535	0547	0611		0619		0636		0648	0706		0718	0737				0749
Wellingborough (WEL) d	0448			0555			0627				0656			0726					0757
Bedford (BDM) ㉗ d	0509			0608			0640				0709			0739					0810
Luton (LUT) ㉘ d	0529			0625			0656				0725			0755					0825
Luton Airport Parkway (LTN) ㄟ ㉗ d	0532		0613	0628			0659				0728			0758					0828
St Pancras International (STP) ㄟ ㉘ ㉙ a	0602	0610	0634	0654	0703	0709	0724		0731	0739	0753	0756	0808	0823	0827		0839		0853

Operator Train ID 1st Class/Reservations/Bus Catering facilities	EM 1B16 1◇	EM 1C17 1◇	EM 1H18 ◇	EM 2L12	EM 1B19 1◇	EM 1C20 1◇	EM 1H21 ◇	EM 1P22 1◇	EM 1B22 1◇	EM 1C23 1◇	EM 1H24 ◇	EM 2L14	EM 1B25 1◇	EM 1C26 1◇	EM 1H27 ◇	EM 1B28 1◇	EM 1C29 1◇	EM 1H30 ◇	
Sheffield (SHF) ㄟ ㉗ d		0700				0733				0800					0837				0900
Chesterfield (CHD) d		0713				0745				0812					0849				0912
Derby (DBY) ㉖ d		0733				0805				0832					0909				0932
Long Eaton (LGE) d		0741								0840									0941
Grimsby Town (GMB) d																			
Lincoln (LCN) d	0614				0640														
Newark Castle (NCT) d	0642				0714														
Nottingham (NOT) ㄟ ㉘ d	0712			0727	0749				0813			0824	0850				0912		
Beeston (BEE) d	0718			0733					0819			0831					0918		
Attenborough (ATB) d				0737								0835							
East Midlands Parkway (EMD) ㄟ d	0726			0744	0759				0825	0845		0842					0925	0945	
Loughborough (LBO) d		0750		0753		0819				0852		0852					0932	0953	
Barrow Upon Soar (BWS) d				0759								0857							
Sileby (SIL) d				0803								0901							
Syston (SYS) d				0808								0908							
Leicester (LEI) a	0740	0800		0817	0812	0829			0839	0903		0916	0910	0929		0942	1003		
Leicester (LEI) d	0743	0801			0814	0830			0840	0904			0912	0930		0943	1004		
Market Harborough (MHR) d	0757				0827				0854				0926			0957			
Melton Mowbray (MMO) d								0815											
Oakham (OKM) d								0827											
Corby (COR) d			0809				0839	0849			0911				0940				1011
Kettering (KET) a	0806		0817		0836	0847	0858	0903		0919		0935		0948	1006				1019
Kettering (KET) d	0807		0818		0837		0848	0910		0919		0936		0949	1007				1019
Wellingborough (WEL) d			0826				0856			0927				0957					1027
Bedford (BDM) ㉗ d			0839				0909			0940				1010					1040
Luton (LUT) ㉘ d			0855				0924			0956				1025					1056
Luton Airport Parkway (LTN) ㄟ ㉗ d			0858				0927			0959				1028					1059
St Pancras International (STP) ㄟ ㉘ ㉙ a	0857	0909	0921		0924	0938	0950		1003	1007	1022		1025	1038	1051	1054	1107		1122

NOTES (see introductory pages for explanation of train operator codes and standard symbols)

- a Arrival time
- d Departure time



## Sheffield, Chesterfield, Derby, Nottingham, Leicester, Corby and Kettering to London

## Mondays to Fridays from 11 October

Operator Train ID 1st Class/Reservations/Bus Catering facilities	EM 2L56	EM 1B31 1◇	EM 1C32 1◇	EM 1H33 ◇	EM 1B34 1◇	EM 1C35 1◇	EM 1H36 ◇	EM 2L58	EM 1B37 1◇	EM 1C38 1◇	EM 1H39 ◇	EM 1B40 1◇	EM 1C41 1◇	EM 1H42 ◇	EM 2L60	EM 1B43 1◇	EM 1C44 1◇	EM 1H45 ◇	
Sheffield (SHF) ⑦ d			0937			1000				1037			1100					1137	
Chesterfield (CHD) d			0949			1013				1049			1112					1149	
Derby (DBY) ⑥ d			1009			1033				1110			1132					1209	
Long Eaton (LGE) d						1041							1140						
Grimsby Town (GMB) d	0741							0839											
Lincoln (LCN) d	0838							0935							1035				
Newark Castle (NCT) d	0906							1003							1104				
Nottingham (NOT) ⑧ d	0929	0950			1012			1027	1050			1112			1127	1150			
Beeston (BEE) d	0935				1018			1033				1118			1133				
Attenborough (ATB) d	0939							1037							1137				
East Midlands Parkway (EMD) ← d	0945				1025	1046		1043				1125	1145		1143				
Loughborough (LBO) d	0954				1032	1053		1052				1132	1152		1152				
Barrow Upon Soar (BWS) d	0959							1057							1157				
Sileby (SIL) d	1003							1101							1201				
Syston (SYS) d	1009							1106							1206				
Leicester (LEI) a	1017	1011	1029		1042	1103		1114	1110	1130		1142	1202		1214	1211	1229		
Leicester (LEI) d		1013	1031		1043	1105			1113	1132		1143	1204			1213	1232		
Market Harborough (MHR) d		1026			1057				1126			1157			1226				
Melton Mowbray (MMO) d																			
Oakham (OKM) d																			
Corby (COR) d				1040				1111				1140		1211					1240
Kettering (KET) a		1035	1048	1106				1119	1135			1148	1206		1219	1235			1248
Kettering (KET) d		1036	1049	1107				1119	1136			1149	1207		1219	1236			1249
Wellingborough (WEL) d			1057					1127				1157		1227					1257
Bedford (BDM) ⑦ d			1110					1140				1210		1240					1310
Luton (LUT) ⑩ d			1125					1156				1225		1256					1325
Luton Airport Parkway (LTN) ← ⑦ d			1128					1159				1228		1259					1328
St Pancras International (STP) ② ③ ⑥ a		1125	1138	1151	1154	1208	1222		1225	1236	1251	1254	1308	1322		1325	1338	1351	

Operator Train ID Days of operation/Notes 1st Class/Reservations/Bus Catering facilities	EM 1B46	EM 1C47	EM 1H48	EM 2L62	EM 1B49	EM 1C50	EM 1H51	EM 1P54 WO	EM 1P54 WX	EM 1B52	EM 1P54	EM 1C53	EM 2L64	EM 1B55	EM 1C56	EM 1H57	EM 1B58	EM 1C59
Sheffield (SHF) ⑦ d		1200				1237						1300				1337		1400
Chesterfield (CHD) d		1212				1249						1312				1349		1412
Derby (DBY) ⑥ d		1232				1309						1332				1409		1432
Long Eaton (LGE) d		1240										1340						1440
Grimsby Town (GMB) d				1041														
Lincoln (LCN) d				1135									1237					
Newark Castle (NCT) d				1203									1304					
Nottingham (NOT) ⑧ d	1212			1227	1250					1312			1328	1350			1412	
Beeston (BEE) d	1218			1233						1318			1334				1418	
Attenborough (ATB) d				1237									1338					
East Midlands Parkway (EMD) ← d	1225	1245		1243						1325		1345	1344				1425	1445
Loughborough (LBO) d	1232	1252		1252						1332		1352	1353				1432	1452
Barrow Upon Soar (BWS) d				1257									1358					
Sileby (SIL) d				1301									1402					
Syston (SYS) d				1306									1407					
Leicester (LEI) a	1242	1302		1314	1310	1329				1342		1402	1415	1410	1429		1442	1502
Leicester (LEI) d	1243	1304			1313	1332				1343		1404		1413	1432		1443	1504
Market Harborough (MHR) d	1257				1326					1357				1426			1457	
Melton Mowbray (MMO) d									1315									
Oakham (OKM) d									1331									
Corby (COR) d			1311				1340	1351	1352							1440		
Kettering (KET) a	1306	1319		1335			1348	1359	1401	1406	←			1435		1448	1506	
Kettering (KET) d	1307		1319		1336		1349	1413	1413	1407	1413			1436		1449	1507	
Wellingborough (WEL) d			1327				1357	→	→		1420					1457		
Bedford (BDM) ⑦ d			1340				1410				1439					1510		
Luton (LUT) ⑩ d			1356				1425				1453					1525		
Luton Airport Parkway (LTN) ← ⑦ d			1359				1428				1457					1528		
St Pancras International (STP) ② ③ ⑥ a	1354	1407	1422		1425	1438	1451			1454	1522	1507		1525	1538	1551	1554	1608

NOTES (see introductory pages for explanation of train operator codes and standard symbols)

a Arrival time  
d Departure time

WO Wednesdays only  
WX Not Wednesdays

Sheffield, Chesterfield, Derby, Nottingham, Leicester, Corby and Kettering to London

**Mondays to Fridays from 11 October**

Operator Train ID 1st Class/Reservations/Bus Catering facilities	EM 1H60 ◇	EM 2L66	EM 1B61 1◇ ⌘	EM 1C62 1◇ ⌘	EM 1H63 ◇	EM 1B64 1◇ ⌘	EM 1C65 1◇ ⌘	EM 1H66 ◇	EM 2L68	EM 1B67 1◇ ⌘	EM 1C68 1◇ ⌘	EM 1H69 ◇	EM 1B98 1◇ ⌘	EM 1C71 1◇ ⌘	EM 1H72 ◇	EM 2L70	EM 1B73 1◇ ⌘	EM 1C74 1◇ ⌘
Sheffield (SHF)				1437			1500				1537			1600				1637
Chesterfield (CHD)				1449			1512				1549			1612				1649
Derby (DBY)				1509			1532				1609			1632				1709
Long Eaton (LGE)							1540							1640				
Grimsby Town (GMB)		1241														1441		
Lincoln (LCN)		1335							1437							1535		
Newark Castle (NCT)		1403							1504							1558		
Nottingham (NOT)		1427	1450			1512			1528	1550			1612			1628	1650	
Beeston (BEE)		1433				1518			1534				1618			1634		
Attenborough (ATB)		1437							1538							1638		
East Midlands Parkway (EMD)	←	1443				1525	1545		1544				1625	1645		1644		
Loughborough (LBO)		1452				1533	1552		1553				1632	1652		1653		
Barrow Upon Soar (BWS)		1457							1558							1658		
Sileby (SIL)		1501							1602							1702		
Syston (SYS)		1506							1607							1707		
Leicester (LEI)	a	1514	1510	1529		1543	1602		1615	1610	1629		1642	1702		1715	1710	1729
Leicester (LEI)	d			1512	1532		1544	1604		1612	1630		1643	1704			1711	1730
Market Harborough (MHR)				1526		1558				1626			1657				1724	
Melton Mowbray (MMO)																		
Oakham (OKM)																		
Corby (COR)	d	1511				1541			1611				1642			1712		
Kettering (KET)	a	1519		1535		1549	1607		1619		1635		1650	1706		1720		1733
Kettering (KET)	d	1519		1536		1550	1608		1619		1636		1650	1707		1720		1734
Wellingborough (WEL)		1527				1558			1627				1658			1728		1754
Bedford (BDM)	⑦ d	1540				1611			1641				1712	1724		1741		
Luton (LUT)	⑩ d	1556				1627			1657				1727			1758		
Luton Airport Parkway (LTN)	←⑦ d	1559				1630			1700				1730			1801		
St Pancras International (STP)	ⓔⓖⓗ a	1622		1626	1639	1654	1657	1709	1724		1727	1739	1755	1808	1811	1825	1838	1841

Operator Train ID Days of operation/Notes 1st Class/Reservations/Bus Catering facilities	EM 1H75 ◇	EM 1B76 1◇ ⌘	EM 1C77 1◇ ⌘	EM 1H78 ◇	EM 2L72	EM 1B79 1◇ ⌘	EM 1C80 A 1◇ ⌘	EM 1H81 ◇	EM 1B82 1◇ ⌘	EM 1C83 1◇ ⌘	EM 1H84 ◇	EM 2L74	EM 1B85 1◇ ⌘	EM 1C86 1◇ ⌘	EM 1H87 ◇	EM 1B88 1◇ ⌘	EM 1C89 1◇ ⌘	EM 1H90 ◇	
Sheffield (SHF)			1701				1733			1800				1837			1900		
Chesterfield (CHD)			1714				1745			1812				1849			1912		
Derby (DBY)			1734				1809			1832				1909			1932		
Long Eaton (LGE)			1743							1840							1940		
Grimsby Town (GMB)												1641							
Lincoln (LCN)					1634							1738							
Newark Castle (NCT)					1704							1807							
Nottingham (NOT)		1712			1727	1750			1810			1836	1850			1912			
Beeston (BEE)		1718			1733				1816			1842				1918			
Attenborough (ATB)					1737							1846							
East Midlands Parkway (EMD)	←	1725	1748		1744				1823	1845		1853				1925	1945		
Loughborough (LBO)		1732	1755		1753				1830	1852		1901				1933	1952		
Barrow Upon Soar (BWS)					1758							1906							
Sileby (SIL)					1802							1910							
Syston (SYS)					1809							1915							
Leicester (LEI)	a	1742	1805		1817	1810	1829		1840	1902		1923	1910	1929		1943	2002		
Leicester (LEI)	d	1743	1806			1811	1830		1841	1904			1911	1930		1944	2004		
Market Harborough (MHR)		1757				1824			1857				1925			1957			
Melton Mowbray (MMO)																			
Oakham (OKM)																			
Corby (COR)	d	1740			1806			1840				1911				1940		2011	
Kettering (KET)	a	1748	1806		1814		1833	1848	1906		1919		1934		1948	2006		2019	
Kettering (KET)	d	1749	1807		1815		1834	1849	1907		1919		1935		1949	2007		2019	
Wellingborough (WEL)		1757	1814		1823		1841	1857			1927				1957			2027	
Bedford (BDM)	⑦ d	1810			1837			1910			1940				2010			2040	
Luton (LUT)	⑩ d	1827			1855			1925			1956				2025			2056	
Luton Airport Parkway (LTN)	←⑦ d	1830			1858			1928			1959				2028			2059	
St Pancras International (STP)	ⓔⓖⓗ a	1855	1904	1910	1921		1924	1936	1951	1954	2009	2022		2025	2036	2051	2054	2108	2122

NOTES (see introductory pages for explanation of train operator codes and standard symbols)

- a Arrival time
- d Departure time
- A Also calls at Belper 1759

## Sheffield, Chesterfield, Derby, Nottingham, Leicester, Corby and Kettering to London

**Mondays to Fridays from 11 October**

Operator Train ID 1st Class/Reservations/Bus Catering facilities	EM 2L76	EM 1B91 1◇ ♣	EM 1C92 1◇ ♣	EM 1H93 ◇	EM 1B94 1◇ ♣	EM 2L78	EM 1C95 1◇ ♣	EM 1B96 1◇ ♣	EM 1H97 ◇	EM 1C98 1◇ ♣	EM 1B99 1◇ ♣	EM 2L82	EM 1H01 ◇	EM 1C04 1◇ ♣	EM 1H99 ◇	EM 2L88
Sheffield (SHF) ⑦ d			1937				2000			2101				2147		
Chesterfield (CHD) d			1949				2012			2113				2201		
Derby (DBY) ⑥ d			2010				2032			2134				2220		
Long Eaton (LGE) d							2040			2142				2229		
Grimsby Town (GMB) d						1840										
Lincoln (LCN) d	1837					1934										
Newark Castle (NCT) d	1902					2003										
Nottingham (NOT) ⑧ d	1927	1950			2011	2025		2048				2140	2158			2320
Beeston (BEE) d	1933				2017	2032		2056				2149	2204			2326
Attenborough (ATB) d	1937					2036						2208				
East Midlands Parkway (EMD) ← d	1944				2023	2043	2045	2102		2147	2156	2215		2233		2333
Loughborough (LBO) d	1953	2004			2031	2051	2052	2110		2154		2223		2241		2341
Barrow Upon Soar (BWS) d	1958					2056						2229				
Sileby (SIL) d	2003					2100						2233				
Syston (SYS) d	2009					2105						2239				
Leicester (LEI) a	2018	2014	2032		2041	2113	2102	2120		2204	2210	2246		2251		2353
Leicester (LEI) d		2015	2033		2042		2104	2123		2206	2215			2252		
Market Harborough (MHR) d		2028			2056			2137			2230			2305		
Melton Mowbray (MMO) d																
Oakham (OKM) d																
Corby (COR) d				2040					2140				2234		2310	
Kettering (KET) a		2037		2048	2105			2146	2148		2239		2242	2314	2318	
Kettering (KET) d		2038		2049	2106			2147	2149		2240		2243	2315		
Wellingborough (WEL) d				2057					2157				2251			
Bedford (BDM) ⑦ d				2110					2210				2304			
Luton (LUT) ⑩ d				2125					2225				2323			
Luton Airport Parkway (LTN) ← ⑦ d				2128					2228		2317		2326			
St Pancras International (STP) ⑨ ⑪ ⑫ a		2134	2139	2151	2155		2207	2238	2251	2316	2352		2358	0022		

**NOTES** (see introductory pages for explanation of train operator codes and standard symbols)

- a Arrival time
- d Departure time

Sheffield, Chesterfield, Derby, Nottingham, Leicester, Corby and Kettering to London

**Saturdays until 9 October**

Operator Train ID 1st Class/Reservations/Bus Catering facilities	EM 1H01 ◇	EM 1C02 ◇	EM 1H03 ◇	EM 1B04 ◇	EM 2L08	EM 1H06 ◇	EM 1C08 ◇	EM 1H09 ◇	EM 1B10 ◇	EM 1C11 ◇	EM 1H12 ◇	EM 1B13 ◇	EM 2L10	EM 1C14 ◇	EM 1H15 ◇	EM 1B16 ◇	EM 1C17 ◇	EM 1H18 ◇	
Sheffield (SHF)							0530			0556				0633				0700	
Chesterfield (CHD)							0542			0609				0645				0712	
Derby (DBY)		0447		0459			0602			0628				0705				0732	
Long Eaton (LGE)		0456		0508						0637								0740	
Grimsby Town (GMB)																			
Lincoln (LCN)																			
Newark Castle (NCT)																			
Nottingham (NOT)				0526	0533				0612			0649					0712		
Beeston (BEE)									0618								0718		
Attenborough (ATB)																			
East Midlands Parkway (EMD)		0500		0536	0544				0624	0641		0659					0724	0745	
Loughborough (LBO)		0508		0543	0553				0632	0649			0659	0719		0732	0752		
Barrow Upon Soar (BWS)					0558								0704						
Sileby (SIL)					0602								0708						
Syston (SYS)					0607								0714						
Leicester (LEI)		0518		0553	0615		0622		0642	0700		0712	0722	0729		0742	0802		
Leicester (LEI)		0519		0554			0623		0643	0701		0714		0731		0743	0803		
Market Harborough (MHR)		0533		0608			0637		0656			0727				0757			
Melton Mowbray (MMO)																			
Oakham (OKM)																			
Corby (COR)		0510		0540			0611		0640			0711				0740		0811	
Kettering (KET)		0518		0548	0617		0619	0646	0648	0705		0719	0736			0748	0806	0819	
Kettering (KET)		0519		0549	0618		0620	0647	0649	0706		0719	0737			0748	0807	0819	
Wellingborough (WEL)		0527		0557			0628		0657			0727				0756		0827	
Bedford (BDM)		0540		0610			0641		0710			0740				0809		0839	
Luton (LUT)		0556		0626			0656		0725			0756				0825		0855	
Luton Airport Parkway (LTN)		0559		0629			0659		0728			0759				0828		0858	
St Pancras International (STP)		0623	0626	0652	0704		0722	0736	0751	0754	0808	0822	0827		0836	0851	0854	0907	0921

Operator Train ID Days of operation/Notes 1st Class/Reservations/Bus Catering facilities	EM 2L52 ◇	EM 1B19 ◇	EM 1C20 ◇	EM 1H21 ◇	EM 1B22 ◇	EM 1C23 ◇	EM 1H24 ◇	EM 2L54 A	EM 1B25 ◇	EM 1C26 ◇	EM 1H27 ◇	EM 1B28 ◇	EM 1C29 ◇	EM 1H30 ◇	EM 2L56 ◇	EM 1B31 ◇	EM 1C32 ◇	EM 1H33 ◇
Sheffield (SHF)			0731			0800				0836			0901					0929
Chesterfield (CHD)			0743			0812				0848			0913					0941
Derby (DBY)			0804			0832				0910			0932					1005
Long Eaton (LGE)						0840							0941					
Grimsby Town (GMB)								0642										
Lincoln (LCN)		0634						0737							0839			
Newark Castle (NCT)		0658						0804							0907			
Nottingham (NOT)		0726	0746		0812			0831	0850			0912			0929	0950		
Beeston (BEE)		0733			0818			0837				0918			0935			
Attenborough (ATB)		0736						0841							0939			
East Midlands Parkway (EMD)		0744			0824	0845		0848				0924	0945		0946			
Loughborough (LBO)		0753			0832	0852		0856				0932	0953		0955			
Barrow Upon Soar (BWS)		0758						0901							1000			
Sileby (SIL)		0802						0905							1004			
Syston (SYS)		0807						0910							1009			
Leicester (LEI)		0815	0810	0825		0842	0902	0918	0910	0930		0942	1003		1017	1010	1026	
Leicester (LEI)			0813	0827		0843	0904		0913	0932		0943	1004			1013	1027	
Market Harborough (MHR)			0826			0857			0927			0956				1026		
Melton Mowbray (MMO)																		
Oakham (OKM)																		
Corby (COR)				0840			0911				0940			1011				1040
Kettering (KET)		0835		0848	0906		0919		0936		0948	1005		1019		1035		1048
Kettering (KET)		0836		0849	0907		0919		0937		0949	1006		1019		1036		1048
Wellingborough (WEL)				0857			0927				0957			1027				1056
Bedford (BDM)				0910			0940				1010			1040				1109
Luton (LUT)				0925			0956				1025			1056				1125
Luton Airport Parkway (LTN)				0928			0959				1028			1059				1128
St Pancras International (STP)		0924	0934	0951	0954	1007	1022		1025	1039	1051	1054	1107	1122		1125	1135	1151

NOTES (see introductory pages for explanation of train operator codes and standard symbols)

- a Arrival time
- d Departure time
- A From Cleethorpes

Sheffield, Chesterfield, Derby, Nottingham, Leicester, Corby and Kettering to London

Saturdays until 9 October

Operator Train ID Days of operation/Notes 1st Class/Reservations/Bus Catering facilities	EM	EM	EM	EM	EM	EM	EM	EM	EM	EM	EM	EM	EM	EM	EM	EM	EM	EM
	1B34	1C35	1H36	2L58	1B37	1C38	1H39	1B40	1C41	1H42	2L60	1B43	1C44	1H45	1B46	1C47	1H48	2L62 A
Sheffield (SHF) ⑦ d		1001						1036					1100				1200	
Chesterfield (CHD) d		1013						1048					1112				1212	
Derby (DBY) ⑥ d		1033						1108					1132				1232	
Long Eaton (LGE) d		1041						1140					1208				1240	
Grimsby Town (GMB) d				0838														1039
Lincoln (LCN) d				0933							1036							1133
Newark Castle (NCT) d				1003							1104							1202
Nottingham (NOT) ⑧ d	1012			1030	1050			1112			1129	1150			1212			1227
Beeston (BEE) d	1018			1036				1118			1137				1218			1233
Attenborough (ATB) d				1040							1141							1237
East Midlands Parkway (EMD) ← d	1024	1046		1047				1124	1145		1148				1225	1245		1244
Loughborough (LBO) d	1032	1053		1055				1132	1152		1156				1232	1252		1253
Barrow Upon Soar (BWS) d				1100							1201							1258
Sileby (SIL) d				1104							1205							1302
Syston (SYS) d				1109							1210							1307
Leicester (LEI) a	1042	1103		1117	1110	1128		1142	1202		1218	1210	1228		1242	1302		1315
Leicester (LEI) d	1043	1104			1113	1130		1143	1204			1213	1231		1243	1304		
Market Harborough (MHR) d	1056				1126			1157				1226			1257			
Melton Mowbray (MMO) d																		
Oakham (OKM) d																		
Corby (COR) d			1111				1140			1211				1240			1311	
Kettering (KET) a	1105		1119		1135		1148	1206		1219		1235		1248	1306		1319	
Kettering (KET) d	1106		1119		1136		1148	1207		1219		1236		1249	1307		1319	
Wellingborough (WEL) d			1127				1156			1227		1240		1257			1327	
Bedford (BDM) ⑦ d			1140				1209			1240		1259		1310			1340	
Luton (LUT) ⑩ d			1156				1225			1256		1259		1325			1356	
Luton Airport Parkway (LTN) ← ⑦ d			1159				1228			1259		1259		1328			1359	
St Pancras International (STP) ⑧ ⑨ ⑩ a	1154	1208	1222		1225	1236	1251	1254	1309	1322		1325	1336	1351	1354	1410	1422	

Operator Train ID Days of operation/Notes 1st Class/Reservations/Bus Catering facilities	EM	EM	EM	EM	EM	EM	EM	EM	EM	EM	EM	EM	EM	EM	EM	EM	EM	EM
	1B49	1C50	1H51	1B52	1C53	1H54	2L64	1B55	1C56	1H57	1B58	1C59	1H60	2L66	1B61	1C62	1H63	1B64
Sheffield (SHF) ⑦ d		1236			1300						1336						1436	
Chesterfield (CHD) d		1249			1312						1349						1448	
Derby (DBY) ⑥ d		1309			1332						1409						1510	
Long Eaton (LGE) d					1340													
Grimsby Town (GMB) d														1240				
Lincoln (LCN) d							1235							1335				
Newark Castle (NCT) d							1304							1403				
Nottingham (NOT) ⑧ d	1250			1312			1327	1350			1412			1427	1450			1512
Beeston (BEE) d				1318			1336				1418			1433				1518
Attenborough (ATB) d							1340							1437				
East Midlands Parkway (EMD) ← d				1325	1345		1347				1424	1446		1444				1524
Loughborough (LBO) d				1332	1352		1356				1432	1453		1452				1532
Barrow Upon Soar (BWS) d							1401							1457				
Sileby (SIL) d							1405							1501				
Syston (SYS) d							1410							1506				
Leicester (LEI) a	1310	1329		1342	1402		1417	1411	1429		1442	1503		1515	1510	1530		1542
Leicester (LEI) d	1313	1332		1343	1404			1413	1431		1443	1504			1513	1532		1543
Market Harborough (MHR) d	1326			1357				1426			1456				1526			1556
Melton Mowbray (MMO) d																		
Oakham (OKM) d																		
Corby (COR) d			1340			1411				1440			1510				1540	
Kettering (KET) a	1335		1348	1406		1419		1435		1448	1505		1518		1535		1549	1605
Kettering (KET) d	1336		1348	1407		1419		1436		1448	1506		1518		1536		1549	1606
Wellingborough (WEL) d			1356			1427				1456			1528				1557	
Bedford (BDM) ⑦ d			1409			1440				1509			1541				1609	
Luton (LUT) ⑩ d			1425			1456				1525			1556				1626	
Luton Airport Parkway (LTN) ← ⑦ d			1428			1459				1528			1559				1629	
St Pancras International (STP) ⑧ ⑨ ⑩ a	1425	1436	1451	1454	1507	1522		1525	1536	1551	1554	1608	1622		1625	1636	1652	1654

NOTES (see introductory pages for explanation of train operator codes and standard symbols)

- a Arrival time
- d Departure time
- A From Cleethorpes



## Sheffield, Chesterfield, Derby, Nottingham, Leicester, Corby and Kettering to London

Saturdays until 9 October

Operator Train ID 1st Class/Reservations/Bus Catering facilities	EM 1C65 ◇	EM 1H66 ◇	EM 2L68	EM 1B67 ◇	EM 1C68 ◇	EM 1H69 ◇	EM 1B70 ◇	EM 1C71 ◇	EM 1H72 ◇	EM 2L70	EM 1B73 ◇	EM 1C74 ◇	EM 1H75 ◇	EM 1B76 ◇	EM 1C77 ◇	EM 1H78 ◇	EM 2L72	EM 1B79 ◇	
Sheffield (SHF)	1501				1537			1601				1637			1700				
Chesterfield (CHD)	1513				1549			1613				1649			1712				
Derby (DBY)	1533				1611			1633				1711			1732				
Long Eaton (LGE)	1541							1641							1740				
Grimsby Town (GMB)										1439									
Lincoln (LCN)			1437							1533								1636	
Newark Castle (NCT)			1506							1604								1705	
Nottingham (NOT)			1529	1550			1612			1632	1650			1712				1733	1750
Beeston (BEE)			1535				1618			1639				1718				1739	
Attenborough (ATB)			1539							1642								1743	
East Midlands Parkway (EMD)	1546		1546				1624	1646		1649				1724	1745			1750	
Loughborough (LBO)	1553		1554				1632	1653		1658				1732	1752			1758	
Barrow Upon Soar (BWS)			1559							1703								1803	
Sileby (SIL)			1603							1707								1807	
Syston (SYS)			1608							1712								1812	
Leicester (LEI)	a 1603		1617	1610	1631		1642	1703		1720	1712	1731		1742	1802		1820	1810	
Leicester (LEI)	d 1604			1613	1632		1643	1704			1713	1733		1743	1804			1813	
Market Harborough (MHR)				1626			1656				1726			1756				1826	
Melton Mowbray (MMO)																			
Oakham (OKM)																			
Corby (COR)		1611					1640			1711				1740			1811		
Kettering (KET)	a 1619		1635		1648	1705		1719			1735		1748	1805		1819		1835	
Kettering (KET)	d 1619		1636		1648	1706		1719			1736		1748	1806		1819		1836	
Wellingborough (WEL)					1656			1727					1756			1827			
Bedford (BDM)	⑦ d 1640				1709			1740					1809			1840			
Luton (LUT)	⑩ d 1656				1725			1756					1825			1856			
Luton Airport Parkway (LTN)	⑦ d 1659				1728			1759					1828			1859			
St Pancras International (STP)	ⓂⓃⓅⓆ a 1708	1722		1725	1736	1751	1754	1808	1822		1825	1836	1851	1854	1907	1922		1925	

Operator Train ID 1st Class/Reservations/Bus Catering facilities	EM 1C80 ◇	EM 1H81 ◇	EM 1B82 ◇	EM 1C83 ◇	EM 1H84 ◇	EM 2L74	EM 1B85 ◇	EM 1C86 ◇	EM 1H87 ◇	EM 1B88 ◇	EM 1C89 ◇	EM 1H90 ◇	EM 2L76	EM 1B91 ◇	EM 1C92 ◇	EM 1H93 ◇	EM 1B94 ◇	EM 1C95 ◇	
Sheffield (SHF)	1737			1800				1837			1900					1937			2001
Chesterfield (CHD)	1749			1812				1849			1912					1949			2013
Derby (DBY)	1811			1832				1909			1932					2011			2033
Long Eaton (LGE)				1840							1940								2041
Grimsby Town (GMB)						1638													
Lincoln (LCN)						1731							1830						
Newark Castle (NCT)						1758							1858						
Nottingham (NOT)			1812			1827	1850			1912				1927	1950			2012	
Beeston (BEE)			1818			1833				1918				1933				2018	
Attenborough (ATB)						1837								1937					
East Midlands Parkway (EMD)			1824	1845		1844				1924	1945		1944					2024	2046
Loughborough (LBO)			1832	1852		1852				1932	1952		1952					2032	2053
Barrow Upon Soar (BWS)						1857							1957						
Sileby (SIL)						1901							2001						
Syston (SYS)						1906							2006						
Leicester (LEI)	a 1831		1842	1902		1915	1910	1929		1942	2002		2015	2010	2031		2042	2103	
Leicester (LEI)	d 1833		1843	1904			1913	1932		1943	2004			2013	2032		2043	2104	
Market Harborough (MHR)			1856				1926			1956				2026			2056		
Melton Mowbray (MMO)																			
Oakham (OKM)																			
Corby (COR)		1840			1911			1940				2010				2040			
Kettering (KET)	a 1848	1905		1919		1935		1948	2005		2018		2035		2048	2105			
Kettering (KET)	d 1848	1906		1919		1936		1948	2006		2019		2036		2048	2106			
Wellingborough (WEL)			1856		1927			1956			2027			2036		2056			
Bedford (BDM)	⑦ d 1909			1940				2009			2039					2109			
Luton (LUT)	⑩ d 1925			1956				2025			2055					2125			
Luton Airport Parkway (LTN)	⑦ d 1928			1959				2028			2058					2128			
St Pancras International (STP)	ⓂⓃⓅⓆ a 1936	1951	1954	2007	2022		2025	2038	2051	2054	2107	2121		2124	2138	2151	2154	2208	

NOTES (see introductory pages for explanation of train operator codes and standard symbols)

- a Arrival time  
d Departure time

## Sheffield, Chesterfield, Derby, Nottingham, Leicester, Corby and Kettering to London

Saturdays until 9 October

Operator Train ID 1st Class/Reservations/Bus Catering facilities	EM 1H96 ◇	EM 2L78	EM 1B97 1◇ ⚡	EM 1C96 1◇ ⚡	EM 1H98 ◇	EM 1H99 ◇	EM 1B00 1◇ ⚡	EM 1C98 1◇	EM 2L82	EM 2L86	EM 1H02 ◇	EM 2L88
Sheffield (SHF) ⑦ d				2030				2100				
Chesterfield (CHD) d				2042				2114				
Derby (DBY) ⑥ d				2102				2134				
Long Eaton (LGE) d								2143				
Grimsby Town (GMB) d		1839										
Lincoln (LCN) d		1934						2042				
Newark Castle (NCT) d		2003						2110				
Nottingham (NOT) ⑧ d		2033	2050				2125		2149	2233		2318
Beeston (BEE) d		2039					2131		2155	2239		2324
Attenborough (ATB) d		2043							2159	2243		
East Midlands Parkway (EMD) ← d		2049		2112			2137	2147	2206	2249		2332
Loughborough (LBO) d		2058		2119			2145	2155	2214	2258		2340
Barrow Upon Soar (BWS) d		2103							2219	2303		
Sileby (SIL) d		2107							2223	2307		
Syston (SYS) d		2112							2228	2312		
Leicester (LEI) a		2119	2110	2129			2155	2205	2237	2320		2351
Leicester (LEI) d			2114				2156					
Market Harborough (MHR) d			2127				2209					
Melton Mowbray (MMO) d												
Oakham (OKM) d												
Corby (COR) d	2111				2140	2201					2240	
Kettering (KET) a	2119		2136		2148	2209	2218				2248	
Kettering (KET) d	2119		2137		2148	2212	2219					
Wellingborough (WEL) d	2127				2156	2220	2227					
Bedford (BDM) ⑦ d	2140		2155		2209	2233						
Luton (LUT) ⑩ d	2156				2225	2250						
Luton Airport Parkway (LTN) ← ⑦ d	2159				2228	2253						
St Pancras International (STP) ④ ⑤ ⑥ a	2222		2234		2251	2326	2315					

NOTES (see introductory pages for explanation of train operator codes and standard symbols)

- a Arrival time  
d Departure time

## Sheffield, Chesterfield, Derby, Nottingham, Leicester, Corby and Kettering to London

Saturdays from 16 October

Operator Train ID 1st Class/Reservations/Bus Catering facilities	EM 1H01 ◇	EM 1C02 1◇ ⌘	EM 1H03 ◇	EM 1B04 1◇ ⌘	EM 2L08	EM 1H06 ◇	EM 1C08 1◇ ⌘	EM 1H09 ◇	EM 1B10 1◇ ⌘	EM 1C11 1◇ ⌘	EM 1H12 ◇	EM 1B13 1◇ ⌘	EM 2L10	EM 1C14 1◇ ⌘	EM 1H15 ◇	EM 1B16 1◇ ⌘	EM 1C17 1◇ ⌘	EM 1H18 ◇
Sheffield (SHF) ⑦ d						0530			0556					0633			0700	
Chesterfield (CHD) d						0542			0609					0645			0712	
Derby (DBY) ⑥ d		0447		0459		0602			0628					0705			0732	
Long Eaton (LGE) d		0456		0508					0637								0740	
Grimsby Town (GMB) d																		
Lincoln (LCN) d																		
Newark Castle (NCT) d																		
Nottingham (NOT) ⑧ d				0526	0533				0612			0649				0712		
Beeston (BEE) d									0618							0718		
Attenborough (ATB) d																		
East Midlands Parkway (EMD) ← d		0500		0536	0544				0624	0641		0659				0724	0745	
Loughborough (LBO) d		0508		0543	0553				0632	0649			0659	0719		0732	0752	
Barrow Upon Soar (BWS) d					0558								0704					
Sileby (SIL) d					0602								0708					
Syston (SYS) d					0607								0714					
Leicester (LEI) a		0518		0553	0615		0622		0642	0700		0712	0722	0729		0742	0802	
Leicester (LEI) d		0519		0554			0623		0643	0701		0714		0731		0743	0803	
Market Harborough (MHR) d		0533		0608			0637		0656			0727				0757		
Melton Mowbray (MMO) d																		
Oakham (OKM) d																		
Corby (COR) d	0510		0540			0611		0640			0711				0740		0811	
Kettering (KET) a	0518		0548	0617		0619	0646	0648	0705		0719	0736			0748	0806		0819
Kettering (KET) d	0519		0549	0618		0620	0647	0649	0706		0719	0737			0748	0807		0819
Wellingborough (WEL) d	0527		0557			0628		0657			0727				0756			0827
Bedford (BDM) ⑦ d	0540		0610			0641		0710			0740				0809			0839
Luton (LUT) ⑩ d	0556		0626			0656		0725			0756				0825			0855
Luton Airport Parkway (LTN) ←⑦ d	0559		0629			0659		0728			0759				0828			0858
St Pancras International (STP) ②③④ a	0623	0626	0652	0704		0722	0736	0751	0754	0808	0822	0827		0836	0851	0854	0907	0921

Operator Train ID Days of operation/Notes 1st Class/Reservations/Bus Catering facilities	EM 2L52 1◇	EM 1B19 1◇ ⌘	EM 1C20 1◇ ⌘	EM 1H21 ◇	EM 1B22 1◇ ⌘	EM 1C23 1◇ ⌘	EM 1H24 ◇	EM 2L54 A	EM 1B25 1◇ ⌘	EM 1C26 1◇ ⌘	EM 1H27 ◇	EM 1B28 1◇ ⌘	EM 1C29 1◇ ⌘	EM 1H30 ◇	EM 2L56	EM 1B31 1◇ ⌘	EM 1C32 1◇ ⌘	EM 1H33 ◇	
Sheffield (SHF) ⑦ d			0731			0800				0836			0901					0929	
Chesterfield (CHD) d			0743			0812				0848			0913					0941	
Derby (DBY) ⑥ d			0804			0832				0910			0932					1005	
Long Eaton (LGE) d						0840							0941						
Grimsby Town (GMB) d								0642											
Lincoln (LCN) d	0634							0737								0839			
Newark Castle (NCT) d	0658							0804								0907			
Nottingham (NOT) ⑧ d	0726	0746			0812			0831	0850			0912				0929	0950		
Beeston (BEE) d	0733				0818			0837				0918				0935			
Attenborough (ATB) d	0736							0841								0939			
East Midlands Parkway (EMD) ← d	0744				0824	0845		0848				0924	0945			0946			
Loughborough (LBO) d	0753				0832	0852		0856				0932	0953			0955			
Barrow Upon Soar (BWS) d	0758							0901								1000			
Sileby (SIL) d	0802							0905								1004			
Syston (SYS) d	0807							0910								1009			
Leicester (LEI) a	0815	0810	0825		0842	0902		0918	0910	0930		0942	1003		1017	1010	1026		
Leicester (LEI) d		0813	0827		0843	0904			0913	0932		0943	1004			1013	1027		
Market Harborough (MHR) d		0826			0857				0927			0956				1026			
Melton Mowbray (MMO) d																			
Oakham (OKM) d																			
Corby (COR) d				0840			0911				0940			1011				1040	
Kettering (KET) a		0835		0848	0906		0919		0936		0948	1005		1019		1035		1048	
Kettering (KET) d		0836		0849	0907		0919		0937		0949	1006		1019		1036		1048	
Wellingborough (WEL) d				0857			0927				0957			1027				1056	
Bedford (BDM) ⑦ d				0910			0940				1010			1040				1109	
Luton (LUT) ⑩ d				0925			0956				1025			1056				1125	
Luton Airport Parkway (LTN) ←⑦ d				0928			0959				1028			1059				1128	
St Pancras International (STP) ②③④ a		0924	0934	0951	0954	1007	1022		1025	1039	1051	1054	1107	1122		1125	1135	1151	

NOTES (see introductory pages for explanation of train operator codes and standard symbols)

a Arrival time  
d Departure time

A From Cleethorpes

Sheffield, Chesterfield, Derby, Nottingham, Leicester, Corby and Kettering to London

**Saturdays** from 16 October

Operator Train ID Days of operation/Notes 1st Class/Reservations/Bus Catering facilities	EM	EM	EM	EM	EM	EM	EM	EM	EM	EM	EM	EM	EM	EM	EM	EM	EM	EM
	1B34	1C35	1H36	2L58	1B37	1C38	1H39	1B40	1C41	1H42	2L60	1B43	1C44	1H45	1B46	1C47	1H48	2L62 A
Sheffield (SHF)	⑦ d	1001				1036			1100				1130			1200		
Chesterfield (CHD)	d	1013				1048			1112				1142			1212		
Derby (DBY)	⑥ d	1033				1108			1132				1208			1232		
Long Eaton (LGE)	d	1041							1140							1240		
Grimsby Town (GMB)	d			0838														1039
Lincoln (LCN)	d			0933							1036							1133
Newark Castle (NCT)	d			1003							1104							1202
Nottingham (NOT)	⑧ d	1012		1030	1050			1112			1129	1150			1212			1227
Beeston (BEE)	d	1018		1036				1118			1137				1218			1233
Attenborough (ATB)	d			1040							1141							1237
East Midlands Parkway (EMD)	← d	1024	1046		1047			1124	1145		1148				1225	1245		1244
Loughborough (LBO)	d	1032	1053		1055			1132	1152		1156				1232	1252		1253
Barrow Upon Soar (BWS)	d				1100						1201							1258
Sileby (SIL)	d				1104						1205							1302
Syston (SYS)	d				1109						1210							1307
Leicester (LEI)	a	1042	1103		1117	1110	1128		1142	1202		1210	1228		1242	1302		1315
Leicester (LEI)	d	1043	1104			1113	1130		1143	1204		1213	1231		1243	1304		
Market Harborough (MHR)	d	1056				1126			1157			1226			1257			
Melton Mowbray (MMO)	d																	
Oakham (OKM)	d																	
Corby (COR)	d			1111				1140			1211			1240			1311	
Kettering (KET)	a	1105		1119		1135		1148	1206		1219		1235	1248	1306		1319	
Kettering (KET)	d	1106		1119		1136		1148	1207		1219		1236	1249	1307		1319	
Wellingborough (WEL)	d			1127				1156			1227			1257			1327	
Bedford (BDM)	⑦ d			1140				1209			1240			1310			1340	
Luton (LUT)	⑩ d			1156				1225			1256			1325			1356	
Luton Airport Parkway (LTN)	← ⑦ d			1159				1228			1259			1328			1359	
St Pancras International (STP)	← ⑧ a	1154	1208	1222		1225	1236	1251	1254	1309	1322		1325	1336	1351	1354	1410	1422

Operator Train ID Days of operation/Notes 1st Class/Reservations/Bus Catering facilities	EM	EM	EM	EM	EM	EM	EM	EM	EM	EM	EM	EM	EM	EM	EM	EM	EM	EM
	1B49	1C50	1H51	1B52	1C53	1H54	2L64	1B55	1C56	1H57	1B58	1C59	1H60	2L66	1B61	1C62	1H63	1B64
Sheffield (SHF)	⑦ d	1236			1300						1336						1436	
Chesterfield (CHD)	d	1249			1312						1349						1448	
Derby (DBY)	⑥ d	1309			1332						1409						1510	
Long Eaton (LGE)	d				1340													
Grimsby Town (GMB)	d																	
Lincoln (LCN)	d						1235									1240		
Newark Castle (NCT)	d						1304									1335		
Nottingham (NOT)	⑧ d	1250			1312			1327	1350		1412				1427	1450		1512
Beeston (BEE)	d				1318			1336			1418				1433			1518
Attenborough (ATB)	d							1340							1437			
East Midlands Parkway (EMD)	← d				1325	1345		1347			1424	1446			1444			1524
Loughborough (LBO)	d				1332	1352		1356			1432	1453			1452			1532
Barrow Upon Soar (BWS)	d							1401							1457			
Sileby (SIL)	d							1405							1501			
Syston (SYS)	d							1410							1506			
Leicester (LEI)	a	1310	1329		1342	1402		1417	1411	1429		1442	1503		1515	1510	1530	1542
Leicester (LEI)	d	1313	1332		1343	1404			1413	1431		1443	1504			1513	1532	1543
Market Harborough (MHR)	d	1326			1357				1426			1456				1526		1556
Melton Mowbray (MMO)	d																	
Oakham (OKM)	d																	
Corby (COR)	d			1340						1440				1510				1540
Kettering (KET)	a	1335		1348	1406			1419		1435		1448	1505		1518		1535	1549
Kettering (KET)	d	1336		1348	1407			1419		1436		1448	1506		1518		1536	1549
Wellingborough (WEL)	d			1356				1427			1456				1528			1557
Bedford (BDM)	⑦ d			1409				1440			1509				1541			1609
Luton (LUT)	⑩ d			1425				1456			1525				1556			1626
Luton Airport Parkway (LTN)	← ⑦ d			1428				1459			1528				1559			1629
St Pancras International (STP)	← ⑧ a	1425	1436	1451	1454	1507	1522		1525	1536	1551	1554	1608	1622		1625	1636	1652

NOTES (see introductory pages for explanation of train operator codes and standard symbols)

- a Arrival time
- d Departure time
- A From Cleethorpes

## Sheffield, Chesterfield, Derby, Nottingham, Leicester, Corby and Kettering to London

Saturdays from 16 October

Operator Train ID 1st Class/Reservations/Bus Catering facilities	EM 1C65 11◇ ㄝ	EM 1H66 ◇	EM 2L68	EM 1B67 11◇ ㄝ	EM 1C68 11◇ ㄝ	EM 1H69 ◇	EM 1B70 11◇ ㄝ	EM 1C71 11◇ ㄝ	EM 1H72 ◇	EM 2L70	EM 1B73 11◇ ㄝ	EM 1C74 11◇ ㄝ	EM 1H75 ◇	EM 1B76 11◇ ㄝ	EM 1C77 11◇ ㄝ	EM 1H78 ◇	EM 2L72	EM 1B79 11◇ ㄝ	
Sheffield (SHF)	ㄝ ㉞ d	1501			1537			1601				1637			1700				
Chesterfield (CHD)	d	1513			1549			1613				1649			1712				
Derby (DBY)	㉞ d	1533			1611			1633				1711			1732				
Long Eaton (LGE)	d	1541						1641							1740				
Grimsby Town (GMB)	d									1439									
Lincoln (LCN)	d			1437						1533								1636	
Newark Castle (NCT)	d			1506						1604								1705	
Nottingham (NOT)	ㄝ ㉞ d			1529	1550			1612			1632	1650			1712			1733	1750
Beeston (BEE)	d			1535				1618			1639				1718			1739	
Attenborough (ATB)	d			1539							1642							1743	
East Midlands Parkway (EMD)	ㄝ d	1546		1546				1624	1646		1649				1724	1745		1750	
Loughborough (LBO)	d	1553		1554				1632	1653		1658				1732	1752		1758	
Barrow Upon Soar (BWS)	d			1559							1703							1803	
Sileby (SIL)	d			1603							1707							1807	
Syston (SYS)	d			1608							1712							1812	
Leicester (LEI)	a	1603		1617	1610	1631		1642	1703		1720	1712	1731		1742	1802		1820	1810
Leicester (LEI)	d	1604			1613	1632		1643	1704			1713	1733		1743	1804			1813
Market Harborough (MHR)	d				1626			1656				1726			1756				1826
Melton Mowbray (MMO)	d																		
Oakham (OKM)	d																		
Corby (COR)	d			1611				1640						1740				1811	
Kettering (KET)	a			1619	1635	1648	1705	1719			1735		1748	1805				1819	1835
Kettering (KET)	d			1619	1636	1648	1706	1719			1736		1748	1806				1819	1836
Wellingborough (WEL)	d			1627		1656		1727					1756					1827	
Bedford (BDM)	㉞ d			1640		1709		1740					1809					1840	
Luton (LUT)	㉞ d			1656		1725		1756					1825					1856	
Luton Airport Parkway (LTN)	ㄝ ㉞ d			1659		1728		1759					1828					1859	
St Pancras International (STP)	ㄝ ㉞ ㉞ a	1708	1722		1725	1736	1751	1754	1808	1822		1825	1836	1851	1854	1907	1922		1925

Operator Train ID 1st Class/Reservations/Bus Catering facilities	EM 1C80 11◇ ㄝ	EM 1H81 ◇	EM 1B82 11◇ ㄝ	EM 1C83 11◇ ㄝ	EM 1H84 ◇	EM 2L74	EM 1B85 11◇ ㄝ	EM 1C86 11◇ ㄝ	EM 1H87 ◇	EM 1B88 11◇ ㄝ	EM 1C89 11◇ ㄝ	EM 1H90 ◇	EM 2L76	EM 1B91 11◇ ㄝ	EM 1C92 11◇ ㄝ	EM 1H93 ◇	EM 1B94 11◇ ㄝ	EM 1C95 11◇ ㄝ		
Sheffield (SHF)	ㄝ ㉞ d	1737			1800				1837			1900						1937		2001
Chesterfield (CHD)	d	1749			1812				1849			1912						1949		2013
Derby (DBY)	㉞ d	1811			1832				1909			1932						2011		2033
Long Eaton (LGE)	d				1840							1940							2041	
Grimsby Town (GMB)	d						1638													
Lincoln (LCN)	d						1731						1830							
Newark Castle (NCT)	d						1758						1858							
Nottingham (NOT)	ㄝ ㉞ d			1812			1827	1850			1912			1927	1950				2012	
Beeston (BEE)	d			1818			1833				1918			1933					2018	
Attenborough (ATB)	d						1837							1937						
East Midlands Parkway (EMD)	ㄝ d			1824	1845		1844				1924	1945		1944					2024	2046
Loughborough (LBO)	d			1832	1852		1852				1932	1952		1952					2032	2053
Barrow Upon Soar (BWS)	d						1857							1957						
Sileby (SIL)	d						1901							2001						
Syston (SYS)	d						1906							2006						
Leicester (LEI)	a	1831		1842	1902		1915	1910	1929		1942	2002		2010	2031			2042	2103	
Leicester (LEI)	d	1833		1843	1904			1913	1932		1943	2004		2013	2032			2043	2104	
Market Harborough (MHR)	d			1856				1926			1956			2026				2056		
Melton Mowbray (MMO)	d																			
Oakham (OKM)	d																			
Corby (COR)	d			1840			1911			1940			2010					2040		
Kettering (KET)	a			1848	1905		1919		1935	1948	2005		2018		2035			2048	2105	
Kettering (KET)	d			1848	1906		1919		1936	1948	2006		2019		2036			2048	2106	
Wellingborough (WEL)	d			1856			1927			1956			2027					2056		
Bedford (BDM)	㉞ d			1909			1940			2009			2039					2109		
Luton (LUT)	㉞ d			1925			1956			2025			2055					2125		
Luton Airport Parkway (LTN)	ㄝ ㉞ d			1928			1959			2028			2058					2128		
St Pancras International (STP)	ㄝ ㉞ ㉞ a	1936	1951	1954	2007	2022		2025	2038	2051	2054	2107	2121		2124	2138	2151	2154	2208	

NOTES (see introductory pages for explanation of train operator codes and standard symbols)

- a Arrival time  
d Departure time

## Sheffield, Chesterfield, Derby, Nottingham, Leicester, Corby and Kettering to London

Saturdays from 16 October

	Operator	EM	EM	EM	EM	EM	EM	EM	EM	EM	EM	EM	EM
	Train ID	1H96	2L78	1B97	1C96	1H98	1H99	1B00	1C98	2L82	2L86	1H02	2L88
1st Class/Reservations/Bus Catering facilities		◇		1◇ ⚡	1◇ ⚡	◇	◇	1◇ ⚡	1◇			◇	
Sheffield (SHF)	⑦ d				2030				2100				
Chesterfield (CHD)	d				2042				2114				
Derby (DBY)	⑥ d				2102				2134				
Long Eaton (LGE)	d								2143				
Grimsby Town (GMB)	d		1839										
Lincoln (LCN)	d		1934						2042				
Newark Castle (NCT)	d		2003						2110				
Nottingham (NOT)	⑧ d		2033	2050				2125		2149	2233		2318
Beeston (BEE)	d		2039					2131		2155	2239		2324
Attenborough (ATB)	d		2043							2159	2243		
East Midlands Parkway (EMD)	← d		2049		2112			2137	2147	2206	2249		2332
Loughborough (LBO)	d		2058		2119			2145	2155	2214	2258		2340
Barrow Upon Soar (BWS)	d		2103							2219	2303		
Sileby (SIL)	d		2107							2223	2307		
Syston (SYS)	d		2112							2228	2312		
Leicester (LEI)	a		2119	2110	2129			2155	2205	2237	2320		2351
Leicester (LEI)	d			2114				2156					
Market Harborough (MHR)	d			2127				2209					
Melton Mowbray (MMO)	d												
Oakham (OKM)	d												
Corby (COR)	d	2111				2140	2201					2240	
Kettering (KET)	a	2119		2136		2148	2209	2218				2248	
Kettering (KET)	d	2119		2137		2148	2212	2219					
Wellingborough (WEL)	d	2127				2156	2220	2227					
Bedford (BDM)	⑦ d	2140		2155		2209	2233						
Luton (LUT)	⑩ d	2156				2225	2250						
Luton Airport Parkway (LTN)	←⑦ d	2159				2228	2253						
St Pancras International (STP)	⑨⑩⑪ a	2222		2234		2251	2326	2315					

NOTES (see introductory pages for explanation of train operator codes and standard symbols)

- a Arrival time  
d Departure time



Sheffield, Chesterfield, Derby, Nottingham, Leicester, Corby and Kettering to London

Sundays

Operator Train ID 1st Class/Reservations/Bus Catering facilities	EM 1C01 ◇	EM 1B02 ◇	EM 1C03 ◇	EM 1B04 ◇	EM 1C06 ◇	EM 1H05 ◇	EM 1B07 ◇	EM 1H08 ◇	EM 1C09 ◇	EM 1B10 ◇	EM 1H11 ◇	EM 1B12 ◇	EM 1C13 ◇	EM 1H14 ◇	EM 1B15 ◇	EM 1C16 ◇	EM 1H17 ◇	EM 1H18 ◇
Sheffield (SHF)					0823				0926				1052			1152		
Chesterfield (CHD)					0835				0938				1105			1204		
Derby (DBY)	0700		0751		0855				0958				1126			1225		
Long Eaton (LGE)			0759		0903				1007				1135			1235		
Grimsby Town (GMB)																		
Lincoln (LCN)																		
Newark Castle (NCT)																		
Nottingham (NOT)		0724		0821			0926			1016		1110			1209			
Beeston (BEE)				0827							1116				1215			
Attenborough (ATB)																		
East Midlands Parkway (EMD)	0711	0734	0804	0833	0908		0936		1011	1026		1122	1140		1221	1239		
Loughborough (LBO)		0741	0811	0841	0915		0943		1019	1033		1130	1147		1229	1247		
Barrow Upon Soar (BWS)																		
Sileby (SIL)																		
Syston (SYS)																		
Leicester (LEI)	a 0725	0752	0822	0852	0926		0954		1030	1044		1141	1158		1240	1258		
Leicester (LEI)	d 0726	0753	0823	0853	0927		0956		1031	1046		1144	1200		1242	1259		
Market Harborough (MHR)	d 0743	0810	0840	0910	0944		1013		1044	1059		1158	1213		1256	1312		
Melton Mowbray (MMO)																		
Oakham (OKM)																		
Corby (COR)						1000		1038			1141			1227			1310	1341
Kettering (KET)	a 0752	0819	0849	0919	0953	1008	1022	1046	1053	1108	1149	1207		1235	1305		1318	1349
Kettering (KET)	d 0753	0820	0850	0920	0954		1023		1054	1109	1149	1208		1235	1306		1318	1349
Wellingborough (WEL)	d 0800	0827	0857	0927	1001		1031		1101	1116	1158			1244			1326	1357
Bedford (BDM)	⑦ d 0812	0844	0914	0944	1014		1044		1114	1130	1210			1256			1339	1410
Luton (LUT)	⑩ d 0834			1004			1102				1225			1312			1355	1425
Luton Airport Parkway (LTN)	←⑦ d 0838	0906	0936	1008	1039		1106		1135	1153	1228			1315			1358	1428
St Pancras International (STP)	ⓔⓖⓗ a 0915	0942	1011	1041	1111		1141		1211	1219	1252	1255	1308	1339	1353	1408	1422	1452

Operator Train ID 1st Class/Reservations/Bus Catering facilities	EM 1B19 ◇	EM 1C20 ◇	EM 1H21 ◇	EM 1C22 ◇	EM 1H23 ◇	EM 1B24 ◇	EM 1C25 ◇	EM 1H26 ◇	EM 1C27 ◇	EM 1H28 ◇	EM 1B29 ◇	EM 1C30 ◇	EM 1H31 ◇	EM 1B32 ◇	EM 1C33 ◇	EM 1H34 ◇	EM 1B35 ◇	EM 1C36 ◇
Sheffield (SHF)		1252		1331			1351		1432			1451			1531			1551
Chesterfield (CHD)		1304		1344			1404		1445			1504			1544			1604
Derby (DBY)		1325		1406			1425		1506			1528			1606			1628
Long Eaton (LGE)		1335					1434					1538						1637
Grimsby Town (GMB)																		
Lincoln (LCN)																		
Newark Castle (NCT)																		
Nottingham (NOT)	1310					1410					1506			1547			1610	
Beeston (BEE)	d 1316					1416					1512						1616	
Attenborough (ATB)																		
East Midlands Parkway (EMD)	1323	1339		1416		1423	1439		1516		1520	1542		1557	1616		1623	1642
Loughborough (LBO)	d 1330	1347				1430	1446				1528	1550					1630	1649
Barrow Upon Soar (BWS)																		
Sileby (SIL)																		
Syston (SYS)																		
Leicester (LEI)	a 1341	1358		1430		1441	1457		1530		1541	1601		1611	1630		1641	1700
Leicester (LEI)	d 1343	1359		1432		1443	1459		1532		1543	1602		1613	1632		1643	1702
Market Harborough (MHR)	d 1356	1412				1456	1512				1556			1626			1656	
Melton Mowbray (MMO)																		
Oakham (OKM)																		
Corby (COR)			1410		1440			1510		1540			1610			1640		
Kettering (KET)	a 1405		1418		1448	1505		1518		1548	1605		1618	1635		1648	1705	
Kettering (KET)	d 1406		1418		1448	1506		1518		1548	1606		1618	1636		1648	1706	
Wellingborough (WEL)			1426		1456			1526		1556			1626			1656		
Bedford (BDM)	⑦ d		1439		1509			1539		1609			1639			1709		
Luton (LUT)	⑩ d		1455		1525			1555		1625			1655			1725		
Luton Airport Parkway (LTN)	←⑦ d		1458		1528			1558		1628			1658			1728		
St Pancras International (STP)	ⓔⓖⓗ a 1455	1508	1522	1538	1552	1555	1608	1622	1638	1652	1655	1708	1722	1725	1738	1752	1755	1808

NOTES (see introductory pages for explanation of train operator codes and standard symbols)

- a Arrival time
- d Departure time

## Sheffield, Chesterfield, Derby, Nottingham, Leicester, Corby and Kettering to London

## Sundays

Operator Train ID 1st Class/Reservations/Bus Catering facilities	EM 1H37 ◇	EM 1B38 1◇ CP	EM 1C39 1◇ CP	EM 1H40 ◇	EM 1B41 1◇ CP	EM 1C42 1◇ CP	EM 1H43 ◇	EM 1B44 1◇ CP	EM 1C45 1◇ CP	EM 1H46 ◇	EM 1B47 1◇ CP	EM 1C48 1◇ CP	EM 1H49 ◇	EM 1B50 1◇ CP	EM 1H51 ◇	EM 1B52 1◇ CP	EM 1C53 1◇ CP	EM 1H54 ◇	
Sheffield (SHF)	⑦ d		1628			1651			1728			1751					1851		
Chesterfield (CHD)	d		1640			1703			1741			1803					1903		
Derby (DBY)	⑥ d		1701			1725			1802			1826					1923		
Long Eaton (LGE)	d					1734						1834					1932		
Grimsby Town (GMB)	d																		
Lincoln (LCN)	d																		
Newark Castle (NCT)	d																		
Nottingham (NOT)	⑧ d		1647			1710			1745			1810			1845		1906		
Beeston (BEE)	d					1716						1816					1912		
Attenborough (ATB)	d																		
East Midlands Parkway (EMD)	← d		1657	1712		1723	1739		1757	1813		1823	1839		1857		1919	1937	
Loughborough (LBO)	d			1719		1730	1746					1830	1846				1926	1944	
Barrow Upon Soar (BWS)	d																		
Sileby (SIL)	d																		
Syston (SYS)	d																		
Leicester (LEI)	a		1711	1730		1741	1757		1811	1827		1841	1857		1911		1937	1955	
Leicester (LEI)	d		1713	1732		1743	1802		1813	1829		1843	1902		1913		1943	1959	
Market Harborough (MHR)	d		1726			1756			1826	1842		1856			1926		1956		
Melton Mowbray (MMO)	d																		
Oakham (OKM)	d																		
Corby (COR)	d	1710			1740			1810						1910				2005	
Kettering (KET)	a	1718	1735		1748	1805		1818	1835		1848	1905		1918	1935	1948	2005	2013	
Kettering (KET)	d	1718	1736		1748	1806		1818	1836		1848	1906		1918	1936	1948	2006	2018	
Wellingborough (WEL)	d	1726			1756			1826			1856			1926		1956		2026	
Bedford (BDM)	⑦ d	1739			1809			1839			1909			1939		2009		2039	
Luton (LUT)	⑩ d	1755			1825			1855			1925			1955		2025		2055	
Luton Airport Parkway (LTN)	←⑦ d	1758			1828			1858			1928			1958		2028		2058	
St Pancras International (STP)	④⑤⑥ a	1822	1825	1838	1852	1855	1909	1922	1925	1938	1952	1955	2008	2022	2025	2052	2055	2108	2122

Operator Train ID 1st Class/Reservations/Bus Catering facilities	EM 1B55 1◇ CP	EM 1C56 1◇ CP	EM 1H57 ◇	EM 1H58 ◇	EM 1C59 1◇ CP	EM 1B60 1◇ CP	EM 1B62 1◇ CP
Sheffield (SHF)	⑦ d	1951			2029		
Chesterfield (CHD)	d	2003			2042		
Derby (DBY)	⑥ d	2025			2103		
Long Eaton (LGE)	d	2034			2112		
Grimsby Town (GMB)	d						
Lincoln (LCN)	d						
Newark Castle (NCT)	d						
Nottingham (NOT)	⑧ d	1959				2109	2150
Beeston (BEE)	d	2005				2115	2156
Attenborough (ATB)	d						
East Midlands Parkway (EMD)	← d	2012	2039		2117	2121	2202
Loughborough (LBO)	d	2019	2046		2124	2129	2210
Barrow Upon Soar (BWS)	d						
Sileby (SIL)	d						
Syston (SYS)	d						
Leicester (LEI)	a	2030	2057		2135	2140	2221
Leicester (LEI)	d	2032	2059		2136	2141	
Market Harborough (MHR)	d	2045	2112		2150	2154	
Melton Mowbray (MMO)	d						
Oakham (OKM)	d						
Corby (COR)	d			2110	2140		
Kettering (KET)	a	2054		2118	2148	2159	2203
Kettering (KET)	d	2055		2118		2200	2204
Wellingborough (WEL)	d	2102		2126		2207	2211
Bedford (BDM)	⑦ d	2115		2139		2220	2225
Luton (LUT)	⑩ d			2155		2235	2240
Luton Airport Parkway (LTN)	←⑦ d	2131		2158		2238	2244
St Pancras International (STP)	④⑤⑥ a	2155	2208	2222		2301	2307

NOTES (see introductory pages for explanation of train operator codes and standard symbols)

- a Arrival time  
d Departure time